


SMCS - 1107

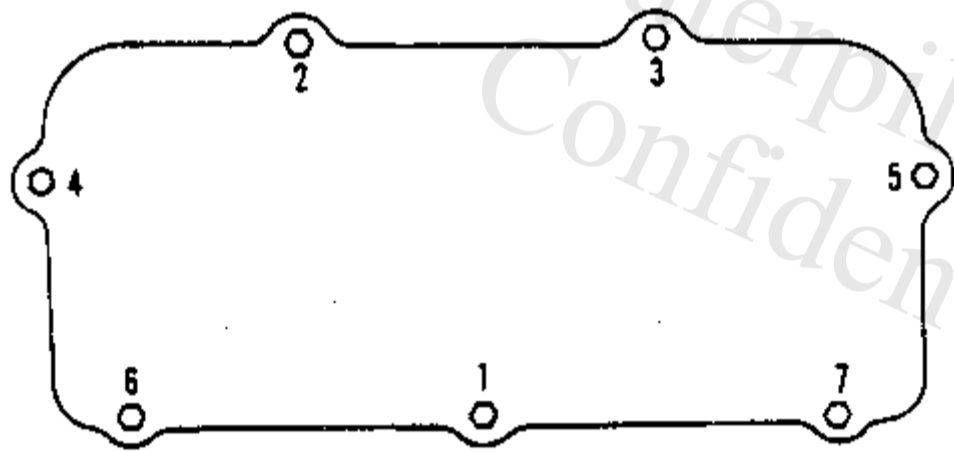
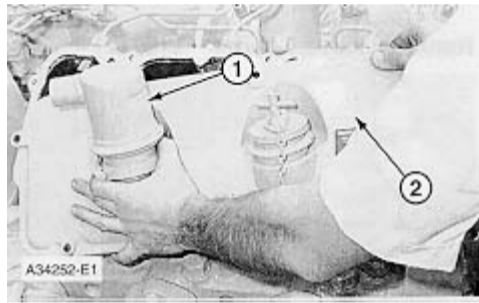
SENR74100040

Remove Valve Covers



1. Remove the breather tube from cap (1).
2. Remove bolts (2) from valve cover (3). Remove cover (3).

Install Valve Covers



A34713P1

1. Install the seal in valve cover (2).
2. Put valve cover (2) into position on the valve cover base. Tighten the valve cover bolts in the sequence shown.
3. Install the breather tube on cap (1).

PSP-000890C4

2022/11/30

16:12:13-03:00

SENR74100040

© 2022 Caterpillar Inc.

Caterpillar:

Confidential Green