

Parts Manual



See "General Information"
for New Parts Manual
Features.

420E Backhoe Loader Single Tilt, Center Pivot

HLS1-Up (Machine)
THP1-Up (Machine)
CRS1-Up (Engine)
CRX1-Up (Engine)

Powered By 3054C Engine

This Parts Manual is also available in .PDF Format on Compact Disc
*(CD-ROM) - Caterpillar Form No. SERP3703-00.

Product and Dealer Information

Note: For product identification plate locations, see the section "Product Identification Information" in the Operation and Maintenance Manual.

Delivery Date: _____

Product Information

Model: _____

Product Identification Number: _____

Engine Serial Number: _____

Transmission Serial Number: _____

Generator Serial Number: _____

Attachment Serial Numbers: _____

Attachment Information: _____

Customer Equipment Number: _____

Dealer Equipment Number: _____

Dealer Information

Name: _____ Branch: _____

Address: _____

Dealer Contact

Phone Number

Hours

Sales: _____

Parts: _____

Service: _____

Informations produit et concessionnaire

Nota: Voir l'emplacement de la plaque signalétique du produit au chapitre "Informations produit" du guide d'utilisation et d'entretien.

Date de livraison: _____

Informations produit

Modèle: _____

Numéro d'identification produit: _____

Numéro de série du moteur: _____

Numéro de série de la boîte de vitesses: _____

Numéro de série de l'alternateur: _____

Numéros de série d'équipement: _____

Informations sur l'équipement: _____

Numéro matériel client: _____

Numéro matériel concessionnaire: _____

Informations concessionnaire

Nom: _____ Agence: _____

Adresse: _____

Contact concessionnaire

Numéro de téléphone

Heures

Ventes: _____

Pièces: _____

Service: _____

Información del Producto/Distribuidor

Nota: Para saber la ubicación de las placas de identificación del producto, ver la sección “Información sobre identificación del producto” en el Manual de Operación y Mantenimiento.

Fecha de entrega: _____

Información del producto

Modelo: _____

Número de identificación del producto: _____

Número de serie del motor: _____

Número de serie de la transmisión: _____

Número de serie del generador: _____

Números de serie de los accesorios: _____

Información sobre los accesorios: _____

Número del equipo del cliente: _____

Número del equipo del distribuidor: _____

Información del distribuidor

Nombre: _____ Sucursal: _____

Dirección: _____

| | <u>Comunicación con el distribuidor</u> | <u>Número de teléfono</u> | <u>Horas</u> |
|-----------|---|---------------------------|--------------|
| Ventas: | _____ | _____ | _____ |
| Piezas: | _____ | _____ | _____ |
| Servicio: | _____ | _____ | _____ |

Informações Sobre Produto e Revendedor

Nota: Para localizações da placa de identificação do produto, consulte a seção, "Informações Sobre Identificação do Produto" no Manual de Operação e Manutenção.

Data de Entrega: _____

Informações Sobre o Produto

Modelo: _____

Número de Identificação do Produto: _____

Número de Série do Motor: _____

Número de Série da Transmissão: _____

Número de Série do Gerador: _____

Números de Série de Acessórios: _____

Informações Sobre Acessórios: _____

Número do Equipamento do Cliente: _____

Número do Equipamento do Revendedor: _____

Informações Sobre o Revendedor

Nome: _____ Filial: _____

Endereço: _____

Contato do Revendedor

Telefone

Horas

Vendas: _____

Peças: _____

Serviço: _____

Produkt- und Händlerinformation

Anmerkung: Für die Lage der Produkt-Identnummer und Seriennummern siehe Abschnitt "Produkt-Identinformation" im Betriebs- und Wartungshandbuch.

Lieferdatum: _____

Produkt-Identinformation

Modell: _____

Produkt-Identnummer: _____

Seriennummer des Motors: _____

Seriennummer des Getriebes: _____

Seriennummer des Generators: _____

Seriennummern der Arbeitsgeräte: _____

Arbeitsgeräteinformation: _____

Kundennummer: _____

Händlernummer: _____

Händlerinformation

Name: _____ Niederlassung: _____

Adresse: _____

Kontaktperson beim Händler

Telefon

Dienststunden

Verkauf: _____

Ersatzteile: _____

Service: _____

MEMORANDA

TABLE OF CONTENTS

| Name | Page | Name | Page |
|---|------|---|------|
| GENERAL INFORMATION | A23 | RADIATOR & OIL COOLER GP | 52 |
| REPAIR ALTERNATIVES | A42 | TANK GP-EXPANSION | 54 |
| SUPPLEMENTAL COOLANT ADDITIVES | A47 | AIR INLET AND EXHAUST SYSTEM | 55 |
| MAINTENANCE PARTS | A52 | AIR CLEANER GP | 55 |
| INDEX | A65 | INDICATOR GP-AIR FILTER CHANGE | 57 |
| MACHINE ARRANGEMENT | 1 | MUFFLER GP | 58 |
| BACKHOE AR-EXTENDABLE STICK | 1 | TURBOCHARGER GP | 59 |
| BACKHOE AR-STANDARD STICK | 3 | FUEL SYSTEM | 61 |
| CHASSIS AR | 4 | CONTROL GP-GOVERNOR | 61 |
| COMMON AR | 4 | LINES GP-FUEL | 62 |
| ENGINE ARRANGEMENT | 5 | LINES GP-FUEL FILTER | 64 |
| ENGINE AR | 5 | PUMP GP-FUEL INJECTION | 65 |
| BASIC ENGINE | 7 | PUMP GP-FUEL PRM & PRIM FILTER | 68 |
| CAMSHAFT GP | 7 | TANK & MTG GP-FUEL | 70 |
| COVER GP-CYLINDER HEAD | 8 | TANK GP-FUEL | 71 |
| COVER GP-VALVE MECHANISM | 9 | ELECTRICAL AND STARTING SYSTEM | 73 |
| CRANKSHAFT GP | 11 | ALTERNATOR GP-CHARGING | 73 |
| CYLINDER BLOCK GP | 13 | BATTERY & WIRING GP | 74 |
| CYLINDER HEAD GP | 16 | CONTROL GP-COMMUNICATION | 78 |
| DRIVE GP-FAN | 18 | ELECTRONICS GP-MACHINE | 79 |
| FLYWHEEL GP | 19 | ELECTRONICS GP-MONITOR | 80 |
| HOUSING GP-FLYWHEEL | 20 | GLOW PLUG GP | 81 |
| HOUSING GP-FRONT | 21 | HEATER GP-JACKET WATER | 82 |
| LIFTING GP-ENGINE | 23 | INSTALLATION GP- | |
| MOUNTING GP-ENGINE | 24 | COMMUNICATION | 83 |
| MOUNTING GP-ENGINE & TMSN | 25 | INSTALLATION GP-GRADE | |
| PAN GP-OIL | 26 | CONTROL | 87 |
| PISTON & ROD GP | 28 | LAMP GP-FLOOD | 91 |
| PLUG GP-ENGINE | 30 | LAMP GP-WARNING BEACON | 93 |
| PULLEY GP-CRANKSHAFT | 33 | LIGHTING GP-FLOOD & SIGNAL | 94 |
| VALVE MECHANISM GP | 34 | LIGHTING GP-WARNING BEACON | 96 |
| LUBRICATION SYSTEM | 35 | MOUNTING GP-MAST | 97 |
| BREATHER GP | 35 | MOUNTING GP-SENSOR | 98 |
| GAUGE GP-OIL LEVEL & FILLER | 37 | RELAY GP | 99 |
| PUMP GP-ENGINE OIL | 38 | SENSOR GP-SPEED | 102 |
| COOLING SYSTEM | 39 | STARTING MOTOR GP-ELECTRIC | 103 |
| CONNECTION GP-WATER | 39 | SWITCH GP-ALL WHEEL DRIVE | 106 |
| COOLER GP-ENGINE OIL | 40 | SWITCH GP-DIFFERENTIAL LOCK | 107 |
| COOLER GP-FLTR BASE & ENG OIL | 41 | SWITCH GP-PRESSURE | 108 |
| COOLING AR | 43 | WIRING GP-AIR CONDITIONER | 109 |
| FAN GP-SUCTION | 44 | WIRING GP-CONSOLE | 112 |
| LINES GP-TRANSMISSION COOLER | 46 | WIRING GP-CONTROL | 116 |
| MOUNTING GP-RAD & OIL COOLER | 48 | WIRING GP-ENGINE | 119 |
| PUMP GP-WATER | 50 | WIRING GP-EXTENDABLE STICK | 122 |
| | | WIRING GP-HEATER | 123 |
| | | WIRING GP-KICKOUT & POSITIONER | 125 |
| | | WIRING GP-PLATFORM | 127 |
| | | WIRING GP-REAR | 132 |
| | | WIRING GP-RIDE CONTROL | 134 |
| | | WIRING GP-TRANSMISSION | |
| | | CONTROL | 136 |

TABLE OF CONTENTS

| Name | Page | Name | Page |
|------------------------------------|------|-------------------------------------|------|
| POWER TRAIN | 138 | FRAME GP-LOADER | 238 |
| AXLE GP-DRIVE & STEERING | 138 | FRAME GP-SWING | 239 |
| AXLE GP-REAR | 140 | GUARD GP-DRIVE SHAFT | 241 |
| CASE AS-TRANSMISSION | 143 | GUARD GP-RADIATOR | 242 |
| CONTROL GP-TRANSMISSION | 146 | HOOD & GUARD GP | 243 |
| DIFFERENTIAL & BEVEL GEAR GP | 148 | HOOD GP-ENGINE | 245 |
| DIFFERENTIAL GP | 150 | | |
| DRIVE AR-BACKHOE LOADER | 152 | HYDRAULIC SYSTEM | 247 |
| DRIVE GP-FLEXIBLE COUPLING | 153 | ACCUMULATOR GP-PILOT OIL | 247 |
| FILLER GP-POWER TRAIN OIL | 154 | ACCUMULATOR GP-RIDE CONTROL | 248 |
| FLANGE GP-WHEEL | 158 | CONTROL AR-RIDE | 249 |
| HOUSING & FLANGE GP-AXLE | 159 | CONTROL GP-HYDRAULIC HAND | 250 |
| HOUSING GP-AXLE | 161 | CONTROL GP-JOYSTICK | 255 |
| LINES GP-POWER TRAIN OIL | 165 | CYLINDER & LINES GP-THUMB | 259 |
| MOUNTING GP-AXLE | 166 | CYLINDER GP-BACKHOE BUCKET | 260 |
| MOUNTING GP-TRANSMISSION | 167 | CYLINDER GP-BOOM | 264 |
| PLANETARY GP-FINAL DRIVE | 169 | CYLINDER GP-EXTENDABLE STICK | 267 |
| POWER TRAIN AR | 171 | CYLINDER GP-LIFT | 269 |
| SHAFT GP-COUNTER | 172 | CYLINDER GP-MULTIPURPOSE | |
| SHAFT GP-DRIVE | 174 | BUKT | 270 |
| SHAFT GP-IDLER | 175 | CYLINDER GP-STABILIZER | 271 |
| SHAFT GP-INPUT | 177 | CYLINDER GP-STICK | 275 |
| SHAFT GP-OUTPUT | 181 | CYLINDER GP-SWING | 279 |
| TRANSMISSION & MOUNTING GP | 187 | CYLINDER GP-THUMB | 281 |
| TRANSMISSION AR-DIRECT DRIVE | 188 | CYLINDER GP-TILT | 282 |
| TRANSMISSION AR-POWER SHIFT | 188 | DRIVE & MTG GP-PUMP | 284 |
| TRANSMISSION GP-DIRECT DRIVE | 189 | FASTENER GP-VALVE | 285 |
| TRANSMISSION GP-POWER SHIFT | 194 | FILTER GP-OIL | 286 |
| VALVE & LINES GP-SOLENOID | 200 | FITTING GP-HYDRAULIC | 287 |
| VALVE & MTG GP-SOLENOID | 202 | HYDRAULIC AR | 288 |
| VALVE GP-RELIEF | 203 | KICKOUT & POSITIONER GP | 289 |
| VALVE GP-TIRE | 204 | KIT-RIDE CONTROL | 291 |
| WHEEL & TIRE AR | 205 | LINES GP-BACKHOE AUXILIARY | 294 |
| WHEEL & TIRE GP | 206 | LINES GP-BOOM | 301 |
| | | LINES GP-BUCKET | 303 |
| BRAKING SYSTEM | 213 | LINES GP-DRAIN | 308 |
| CONTROL GP-PARKING BRAKE | 213 | LINES GP-EXTENDABLE STICK | 309 |
| CONTROL GP-SERVICE BRAKE | 215 | LINES GP-HYDRAULIC OIL COOLER | 311 |
| CYLINDER GP-BRAKE | 218 | LINES GP-LIFT CYLINDER | 313 |
| LEVER GP-HAND CONTROL | 220 | LINES GP-LOADER AUXILIARY | 315 |
| | | LINES GP-MULTIPURPOSE BUCKET | 317 |
| STEERING SYSTEM | 221 | LINES GP-PILOT | 321 |
| CONTROL GP-STEERING | 221 | LINES GP-PUMP | 327 |
| KNOB GP-STEERING | 223 | LINES GP-RIDE CONTROL | 329 |
| LINES GP-STEERING | 224 | LINES GP-STABILIZER | 331 |
| PUMP GP-METERING | 226 | LINES GP-STICK | 337 |
| | | LINES GP-SWING | 338 |
| FRAME AND BODY | 227 | LINES GP-TILT CYLINDER | 340 |
| BOX GP-BATTERY | 227 | MANIFOLD GP-CONTROL | 342 |
| COUNTERWEIGHT GP | 228 | MANIFOLD GP-CONTROL & | |
| DOOR GP-BATTERY | 231 | SOLENOID | 346 |
| EXTENSION GP-FENDER | 232 | MOUNTING GP-BACKHOE CONTROL | 348 |
| FENDER GP-FRONT | 233 | MOUNTING GP-BANK VALVE | 350 |
| FENDER GP-REAR | 234 | MOUNTING GP-CYLINDER | 351 |
| FLOORPLATE GP | 236 | MOUNTING GP-LINES | 354 |

TABLE OF CONTENTS

| Name | Page | Name | Page |
|---------------------------------|------------|---|------------|
| PUMP GP-PISTON | 356 | THUMB GP | 552 |
| ROTATING GP-PUMP | 358 | TOOTH GP-UNI | 554 |
| SHAFT GP-PUMP DRIVE | 359 | | |
| TANK & MTG GP-HYDRAULIC | 360 | OPERATOR STATION | 555 |
| VALVE & LINES GP-PILOT | 362 | AIR CONDITIONER & MOUNTING GP | 555 |
| VALVE AR-BANK 2 | 364 | AIR CONDITIONER GP | 557 |
| VALVE AR-BANK 3 | 364 | BRACKET GP-MOUNTING | 559 |
| VALVE AR-BANK 6 | 364 | CAB AR | 560 |
| VALVE AR-BANK 7 | 365 | CAB GP | 563 |
| VALVE AR-BANK 8 | 365 | CANOPY AR | 566 |
| VALVE GP-BANK 2 | 366 | CANOPY GP-OPEN ROPS | 568 |
| VALVE GP-BANK 3 | 367 | COMPARTMENT GP-LITERATURE | 571 |
| VALVE GP-BANK 6 | 368 | COMPRESSOR & MTG GP-REFRIG | 572 |
| VALVE GP-BANK 7 | 369 | COMPRESSOR GP-REFRIGERANT | 573 |
| VALVE GP-BANK 8 | 370 | CONDENSER & MTG GP- | |
| VALVE GP-CONTROL | 372 | REFRIGERANT | 574 |
| VALVE GP-PILOT | 386 | CONSOLE GP-OPERATOR | 575 |
| VALVE GP-PUMP CONTROL | 388 | COVER GP-WIPER MOTOR | 581 |
| VALVE GP-SOLENOID | 389 | DOOR GP-CAB | 582 |
| IMPLEMENTS | 391 | FLOOR MAT GP | 586 |
| ARM GP-LIFT | 391 | HEATER GP-CAB | 587 |
| BOOM GP | 393 | INSTALLATION GP-MONITOR | 591 |
| BRACE GP-LIFT CYLINDER | 394 | LATCH GP-CONSOLE | 593 |
| GUARD GP-BOOM | 395 | LEVER GP-GOVERNOR | 594 |
| LINK GP-THUMB | 396 | LINER GP-CAB | 595 |
| LINKAGE GP-BACKHOE BUCKET | 397 | LINES GP-HEATER | 597 |
| LINKAGE GP-LOADER BUCKET | 399 | LINES GP-HEATER & AIR COND | 598 |
| LOADER AR | 401 | MIRROR GP-REAR VIEW | 600 |
| LOCK GP-TRANSPORT | 402 | MOTOR GP-WINDOW WIPER | 602 |
| MOUNTING GP-STICK | 406 | MOUNTING GP-CAB | 603 |
| PAD & GUARD GP-STABILIZER | 407 | MOUNTING GP-MONITOR | 604 |
| PAD & MTG GP-STABILIZER | 413 | PEDAL GP-GOVERNOR | 605 |
| PAD GP-STABILIZER | 416 | ROOF GP-CAB | 606 |
| STABILIZER GP-BACKHOE | 418 | SEAT BELT GP | 607 |
| STICK GP-EXTENDABLE | 419 | SEAT GP | 609 |
| STICK GP-HOE | 423 | SEAT GP-SUSPENSION | 614 |
| WORK TOOLS | 425 | SUSPENSION GP-SEAT | 619 |
| BOWL AS-BUCKET | 425 | TACHOMETER GP-ELECTRIC | 624 |
| BUCKET AR-MULTIPURPOSE | 427 | TRIM GP-CAB | 625 |
| BUCKET AS-GENERAL PURPOSE | 430 | VISOR GP-CAB | 627 |
| BUCKET AS-HOE | 440 | WASHER GP-WINDOW | 628 |
| BUCKET GP-GENERAL PURPOSE | 444 | WINDOW GP-CAB | 630 |
| BUCKET GP-HOE | 451 | WINDOW GP-DOOR | 636 |
| BUCKET GP-MULTIPURPOSE | 495 | WIPER & WASHER GP-WINDOW | 640 |
| BULLDOZER AS | 502 | WIPER GP-WINDOW | 642 |
| COUPLER AR-QUICK | 506 | SERVICE EQUIPMENT AND SUPPLIES | 643 |
| COUPLER GP-QUICK | 507 | BRACKET GP-TRANSPORT | 643 |
| EDGE GP-CUTTING | 512 | FILM GP | 644 |
| FORK GP | 514 | LINK GP-SHIPPING | 645 |
| GUARD GP-WORK TOOL | 515 | LOCK GP-VANDALISM | 645 |
| MOUNTING GP-BUCKET | 516 | PLATE & FILM GP | 645 |
| PIN GP-COUPLER | 517 | PROTECTION GP-VANDALISM | 649 |
| THUMB AR | 519 | SHIPPING AR-BUCKET | 650 |

TABLE OF CONTENTS

| Name | Page | Name | Page |
|-------------------------|------|------|------|
| PART NUMBER INDEX | B1 | | |

TABLE DES MATIÈRES

| Désignation | Page | Désignation | Page |
|---|------|--|------|
| GÉNÉRALITÉS | A26 | REFROIDISSEUR D'HUILE MOTEUR (ASS) | 40 |
| OPTIONS DE RÉPARATION | A43 | SUPPORT DE FILTRE ET REFROIDISSEUR D'HUILE MOTEUR | 41 |
| ADDITIFS POUR LIQUIDE DE REFROIDISSEMENT | A48 | REFROIDISSEMENT (VERSION) | 43 |
| PIÈCES DE RECHANGE | A54 | VENTILATEUR ASPIRANT (ASS) | 44 |
| INDEX | A75 | CANALISATIONS DE REFROIDISSEUR DE TRANSMISSION (ASS) | 46 |
| VERSION DE MACHINE | 1 | MONTAGE DE RADIATEUR ET REFROIDISSEUR D'HUILE (ASS) | 48 |
| PELLE RÉTRO - BRAS TÉLESCOPIQUE (VERSION) | 1 | POMPE A EAU (ASS) | 50 |
| PELLE RÉTRO - BRAS NORMAL (VERSION) | 3 | RADIATEUR ET REFROIDISSEUR D'HUILE (ASS) | 52 |
| VERSION DE CHASSIS | 4 | RESERVOIR D'EXPANSION (ASS) | 54 |
| VERSION NORMALE | 4 | CIRCUIT D'ADMISSION D'AIR ET D'ÉCHAPPEMENT | 55 |
| VERSION DE MOTEUR | 5 | FILTRE A AIR (ASS) | 55 |
| MOTEUR (VERSION) | 5 | INDICATEUR DE COLMATAGE DE FILTRE À AIR (ASS) | 57 |
| MOTEUR STANDARD | 7 | SILENCIEUX (ASS) | 58 |
| ARBRE A CAMES (ASS) | 7 | TURBOCOMPRESSEUR (ASS) | 59 |
| COUVERCLE DE CULASSE (ASS) | 8 | CIRCUIT DE CARBURANT | 61 |
| CACHE-SOUPAPES (ASS) | 9 | COMMANDE DE RÉGULATEUR (ASS) | 61 |
| VILEBREQUIN (ASS) | 11 | CANALISATIONS DE CARBURANT (ASS) | 62 |
| BLOC-CYLINDRES (ASS) | 13 | CANALISATIONS DU FILTRE A CARBURANT (ASS) | 64 |
| CULASSE (ASS) | 16 | POMPE D'INJECTION DE CARBURANT (ASS) | 65 |
| ENTRAÎNEMENT DE VENTILATEUR (ASS) | 18 | POMPE D'AMORÇAGE DE CARBURANT ET FILTRE PRINCIPAL | 68 |
| VOLANT MOTEUR (ASS) | 19 | RÉSERVOIR DE CARBURANT ET MONTAGE (ASS) | 70 |
| CARTER DE VOLANT (ASS) | 20 | RÉSERVOIR DE CARBURANT (ASS) | 71 |
| CARTER AV (ASS) | 21 | CIRCUIT ÉLECTRIQUE ET DE DÉMARRAGE | 73 |
| OEILLETONS DE LEVAGE MOTEUR (ASS) | 23 | ALTERNATEUR DE CHARGE (ASS) | 73 |
| MONTAGE DE MOTEUR (ASS) | 24 | BATTERIE ET CÂBLAGE | 74 |
| MONTAGE DE MOTEUR ET BOÎTE (ASS) | 25 | COMMANDE DE COMMUNICATION (ASS) | 78 |
| HUILE MOTEUR - CARTER (ASS) | 26 | ÉLECTRONIQUE - MACHINE (ENS) | 79 |
| PISTON ET BIELLE (ASS) | 28 | ÉLECTRONIQUE-MONITEUR (ASS) | 80 |
| BOUCHON DE MOTEUR (ASS) | 30 | BOUGIE DE PRÉCHAUFFAGE (ASS) | 81 |
| VILEBREQUIN - POULIE (ASS) | 33 | EAU DES CHEMISES - RECHAUFFEUR (ASS) | 82 |
| CULBUTERIE (ASS) | 34 | MONTAGE-COMMUNICATION (ASS) | 83 |
| CIRCUIT DE GRAISSAGE | 35 | MONTAGE DE COMMANDE DE PROFIL LONGITUDINAL (ASS) | 87 |
| RENIFLARD (ASS) | 35 | LAMPE - PHARE (ASS) | 91 |
| INSTRUMENT - NIVEAU D'HUILE ET GOUL. DE REMPLIS. | 37 | LAMPE - GYROPHARE (ASS) | 93 |
| POMPE A HUILE MOTEUR (ASS) | 38 | | |
| CIRCUIT DE REFROIDISSEMENT | 39 | | |
| RACCORD D'EAU (ASS) | 39 | | |

* TRADUCTION NON DISPONIBLE AU MOMENT DE LA PUBLICATION

TABLE DES MATIÈRES

| Désignation | Page | Désignation | Page |
|--|------|--|------|
| ÉCLAIRAGE - PROJECTEURS ET CLIGNOTANTS (ASS) | 94 | REDUCTEUR MARIN - MONTAGE (ASS) | 167 |
| ÉCLAIRAGE - GYROPHARE (ASS) | 96 | TRAINS PLANÉTAIRES-RÉDUCTEURS (ASS) | 169 |
| MONTAGE DU MAT (ASS) | 97 | TRANSMISSION (VERSION) | 171 |
| MONTAGE - CAPTEUR (ASS) | 98 | ARBRE INTERMÉDIAIRE (ASS) | 172 |
| RELAIS (ASS) | 99 | ARBRE D'ENTRAÎNEMENT (ASS) | 174 |
| CAPTEUR DE VITESSE (ASS) | 102 | ARBRE DE RENVOI (ASS) | 175 |
| DÉMARREUR ÉLECTRIQUE (ASS) | 103 | ARBRE D'ENTRÉE (ASS) | 177 |
| CONTACTEUR DE TRACTION INTÉGRALE (ASS) | 106 | ARBRE DE SORTIE (ASS) | 181 |
| CONTACTEUR DE VERROUILLAGE DE DIFFÉRENTIEL (ASS) | 107 | BOITE DE VITESSES ET MONTAGE (ASS) | 187 |
| MANOCONTACT | 108 | BOITE MECANIQUE (VERSION) | 188 |
| CABLAGE - CLIMATISEUR (ASS) | 109 | BOÎTE POWER SHIFT (VERSION) | 188 |
| CABLAGE DE CONSOLE (ASS) | 112 | BOÎTE MÉCANIQUE (ASS) | 189 |
| CABLAGE - COMMANDE (ASS) | 116 | BOÎTE POWER SHIFT (ASS) | 194 |
| CABLAGE DE MOTEUR (ASS) | 119 | SOLÉNOÏDE DE SOUPAPE ET DE CANALISATIONS (ASS) | 200 |
| CÂBLAGE DE BRAS TÉLESCOPIQUE (ASS) | 122 | SOUPAPE ET MONTAGE - SOLÉNOÏDE | 202 |
| CABLAGE DU CHAUFFAGE DE CABINE (ASS) | 123 | CLAPET DE DECHARGE (ASS) | 203 |
| CÂBLAGE DE PRISE DE FORCE ET LIMITEUR (ASS) | 125 | PNEU - GROUPE DE VALVE | 204 |
| CABLAGE - PLATE-FORME (ASS) | 127 | ROUE ET PNEU (VERSION) | 205 |
| CABLAGE AR (ASS) | 132 | ROUE ET PNEU (ASS) | 206 |
| CÂBLAGE DE COMMANDE DE TRANSLATION (ASS) | 134 | CIRCUIT DE FREINAGE | 213 |
| CABLAGE DE COMMANDE DE BOITE (ASS) | 136 | COMMANDE DE FREIN DE STATIONNEMENT (ASS) | 213 |
| TRANSMISSION | 138 | FREIN DE MANOEUVRE - COMMANDE (ASS) | 215 |
| ESSIEU MOTEUR ET DIRECTION (ASS) | 138 | FREIN - MAITRE-CYLINDRE (ASS) | 218 |
| ESSIEU AR (ASS) | 140 | LEVIER DE COMMANDE MANUELLE | 220 |
| CARTER DE BOÎTE DE VITESSES (ENS) | 143 | CIRCUIT DE DIRECTION | 221 |
| COMMANDE DE BOITE DE VITESSES (ASS) | 146 | COMMANDE DE DIRECTION (ASS) | 221 |
| COURONNE ET DIFFERENTIEL (ASS) | 148 | BOUTON DE DIRECTION (ASS) | 223 |
| DIFFERENTIEL (ASS) | 150 | CANALISATIONS DE DIRECTION (ASS) | 224 |
| VERSION D'ENTRAÎNEMENT DE CHARGEUSE-PELLETEUSE | 152 | POMPE DE REGULARISATION DE DEBIT (ASS) | 226 |
| ENTRAÎNEMENT D'ACCOUPLLEMENT FLEXIBLE (ASS) | 153 | CHÂSSIS ET BENNE | 227 |
| GOULOTTE DE REMPLISSAGE D'HUILE DE TRANSMISSION | 154 | COMPARTIMENT DE BATTERIE (ASS) | 227 |
| BOUDIN DE ROUE (ASS) | 158 | CONTREPOIDS (ASS) | 228 |
| CARTER ET BRIDE D'ESSIEU (ASS) | 159 | PORTE DE BATTERIE (ASS) | 231 |
| BOÎTIER D'ESSIEU (ASS) | 161 | RALLONGE DE GARDE-BOUE | 232 |
| CANALISATIONS D'HUILE DE TRANSMISSION (ASS) | 165 | GARDE-BOUE AV (ASS) | 233 |
| MONTAGE D'ESSIEU (ASS) | 166 | GARDE-BOUE AR (ASS) | 234 |
| | | TÔLE DE PLANCHER (ASS) | 236 |
| | | BATI - CHARGEUSE (ASS) | 238 |
| | | BÂTI D'ORIENTATION (ASS) | 239 |

* TRADUCTION NON DISPONIBLE AU MOMENT DE LA PUBLICATION

TABLE DES MATIÈRES

| Désignation | Page | Désignation | Page |
|--|------------|--|------|
| BLINDAGE D'ARBRE DE TRANSMISSION (ASS) | 241 | CANALISATIONS - GODET TOUS-TRAVAUX (ASS) | 317 |
| PROTÈGE-RADIATEUR (ASS) | 242 | CANALISATIONS A COMMANDE PILOTE (ASS) | 321 |
| CAPOT ET PROTECTION (ASS) | 243 | CANALISATIONS DE POMPE (ASS) | 327 |
| CAPOT DU MOTEUR (ASS) | 245 | CANALISATIONS DE COMMANDE DE MARCHE | 329 |
| CIRCUIT HYDRAULIQUE | 247 | CANALISATIONS DE STABILISATEUR (ASS) | 331 |
| ACCUMULATEUR - HUILE PILOTE (ASS) | 247 | CANALISATIONS DE BRAS (ASS) | 337 |
| ACCUMULATEUR - COMMANDE DE TRANSLATION (ASS) | 248 | CANALISATIONS D'ORIENTATION (ASS) | 338 |
| COMMANDE DE TRANSLATION (VERSION) | 249 | CANALISATIONS DU VÉRIN D'INCLINAISON (ASS) | 340 |
| COMMANDE HYDRAULIQUE MANUELLE (ASS) | 250 | COLLECTEUR - COMMANDE (ASS) | 342 |
| PALONNIER - GROUPE DE COMMANDE (ASS) | 255 | *MANIFOLD GP-CONTROL & SOLENOID | 346 |
| VÉRIN ET CANALISATIONS DE SERRE-JOINT (ASS) | 259 | MONTAGE DE COMMANDE DE PELLE RÉTRO | 348 |
| VÉRIN DE GODET RÉTRO (ASS) | 260 | MONTAGE-DISTRIBUTEUR (ASS) | 350 |
| VERIN DE FLECHE (ASS) | 264 | MONTAGE DE VÉRIN (ASS) | 351 |
| VÉRIN DU BRAS TELESCOPIQUE (ASS) | 267 | MONTAGE DE CANALISATIONS (ASS) | 354 |
| VÉRIN DE LEVAGE (ASS) | 269 | POMPE A PISTONS (ASS) | 356 |
| VÉRIN - GODET TOUS-TRAVAUX (ASS) | 270 | GROUPE DE ROTATION DE POMPE | 358 |
| VERIN DE STABILISATEUR (ASS) | 271 | *SHAFT GP-PUMP DRIVE | 359 |
| VERIN DE BRAS (ASS) | 275 | RÉSERVOIR HYDRAULIQUE ET MONTAGE (ASS) | 360 |
| VÉRIN D'ORIENTATION (ASS) | 279 | SOUPAPE PILOTE ET CANALISATIONS (ASS) | 362 |
| VÉRIN DE SERRE-JOINT (ASS) | 281 | VERSION DE RANGÉE DE DISTRIBUTEURS 2 | 364 |
| VÉRIN D'INCLINAISON (ASS) | 282 | VERSION DE RANGÉE DE DISTRIBUTEURS 3 | 364 |
| ENTRAÎNEMENT ET MONTAGE DE POMPE (ASS) | 284 | DISTRIBUTEUR 6 ÉLÉMENTS (VERSION) | 364 |
| BOULONNERIE DE SOUPAPE (ASS) | 285 | VERSION DE RANGÉE DE DISTRIBUTEURS 7 | 365 |
| FILTRE A HUILE (ASS) | 286 | DISTRIBUTEUR 8 ÉLÉMENTS (VERSION) | 365 |
| GRAISSEUR HYDRAULIQUE (ASS) | 287 | DISTRIBUTEUR DOUBLE ÉLÉMENT (ASS) | 366 |
| VERSION HYDRAULIQUE | 288 | DISTRIBUTEUR TRIPLE ÉLÉMENT (ASS) | 367 |
| LIMITEUR DE LEVAGE ET RETOUR À L'ANGLE DE CAVAGE | 289 | DISTRIBUTEUR 6 ÉLÉMENTS (ASS) | 368 |
| KIT - COMMANDE DE TRANSLATION | 291 | DISTRIBUTEUR 7 ÉLÉMENTS (ASS) | 369 |
| CANALISATIONS SECONDAIRES DE PELLE RÉTRO (ASS) | 294 | DISTRIBUTEUR 8 ÉLÉMENTS (ASS) | 370 |
| FLECHE - CANALISATIONS | 301 | DISTRIBUTEUR (ASS) | 372 |
| ECLAIRAGE DE GODET (ASS) | 303 | SOUPAPE PILOTE (ASS) | 386 |
| CANALISATIONS DE VIDANGE (ASS) | 308 | DISTRIBUTEUR DE POMPE (ASS) | 388 |
| CANALISATIONS DU BRAS TELESCOPIQUE (ASS) | 309 | SOUPAPE - SOLÉNOÏDE (ASS) | 389 |
| CANALISATIONS DE REFROIDISSEUR D'HUILE HYDR. (ASS) | 311 | | |
| CANALISATIONS DE VÉRIN DE LEVAGE (ASS) | 313 | | |
| CANALISATIONS-CHARGEUSE AUXILIAIRE (ASS) | 315 | | |

* TRADUCTION NON DISPONIBLE AU MOMENT DE LA PUBLICATION

TABLE DES MATIÈRES

| Désignation | Page | Désignation | Page |
|---------------------------------------|------|------------------------------------|------|
| ÉQUIPEMENTS | 391 | TOIT-ROPS OUVERT (ASS) | 568 |
| BRAS DE LEVAGE (ASS) | 391 | POCHE A DOCUMENTS (ASS) | 571 |
| FLECHE (ASS) | 393 | COMPRESSEUR ET MONTAGE - | |
| TIRANT DE VÉRIN DE LEVAGE (ASS) | 394 | RÉFRIGÉRANT (ASS) | 572 |
| PROTECTION DE FLÈCHE (ASS) | 395 | COMPRESSEUR DE REFRIGERANT | |
| BIELLETTE DE SERRE-JOINT (ASS) | 396 | (ASS) | 573 |
| TIMONERIE DE GODET RÉTRO | | CONDENSATEUR ET MONTAGE | |
| (ASS) | 397 | (RÉFRIGÉRANT) | 574 |
| TIMONERIE DE GODET DE CHARGEUSE | | CONSOLE DE CONDUITE (ASS) | 575 |
| (ASS) | 399 | COUVERCLE DE MOTEUR D'ESSUIE- | |
| CHARGEUSE (VERSION) | 401 | GLACE (ASS) | 581 |
| VERROUILLAGE POUR L'EXPÉDITION | | PORTIÈRE DE CABINE (ASS) | 582 |
| (ASS) | 402 | TAPIS DU PLANCHER (ASS) | 586 |
| MONTAGE DE BRAS (ASS) | 406 | CHAUFFAGE DE CABINE (ASS) | 587 |
| SEMELLE ET PROTECTION DE | | MONTAGE DE MONITEUR (ASS) | 591 |
| STABILISATEUR (ASS) | 407 | LOQUET (GR)-CONSOLE | 593 |
| SEMELLE ET MONTAGE DE | | LEVIER DE RÉGULATEUR (ASS) | 594 |
| STABILISATEUR | 413 | CABINE - REVÊTEMENT (ASS) | 595 |
| SEMELLE DE STABILISATEUR | 416 | CANALISATIONS DE CHAUFFAGE | |
| PELLE RÉTRO - STABILISATEUR | | (ASS) | 597 |
| (ASS) | 418 | CANALISATIONS-RÉCHAUFFEUR ET | |
| BRAS TÉLESCOPIQUE (ASS) | 419 | CLIMATISEUR (ASS) | 598 |
| BRAS DE PELLE RETRO (ASS) | 423 | RÉTROVISEUR (ASS) | 600 |
| | | MOTEUR D'ESSUIE-GLACE (ASS) | 602 |
| OUTILS DE TRAVAIL | 425 | MONTAGE DE CABINE (ASS) | 603 |
| CUVE - GODET (ENS) | 425 | MONTAGE DE MONITEUR (ASS) | 604 |
| GODET TOUS-TRAVAUX (VERSION) | 427 | RÉGULATEUR - PÉDALE (ASS) | 605 |
| GODET NORMAL (ENS) | 430 | TOIT - CABINE (ASS) | 606 |
| GODET RETRO (ENS) | 440 | CEINTURE DE SECURITE (ASS) | 607 |
| GODET NORMAL (ASS) | 444 | SIÈGE (ASS) | 609 |
| GODET RETRO (ASS) | 451 | SIÈGE AVEC SUSPENSION (ASS) | 614 |
| GODET TOUS-TRAVAUX (ASS) | 495 | COMPTE-TOURS ÉLECTRIQUE | |
| LAME POUR LE REFOULEMENT | | (ASS) | 624 |
| (ENS) | 502 | GARNITURE POUR CABINE (ASS) | 625 |
| COUPLEUR EXPRESS (VERSION) | 506 | RETROVISEUR - CABINE (ASS) | 627 |
| COUPLEUR EXPRESS (ASS) | 507 | LAVE-GLACE - VITRE (ASS) | 628 |
| LAME DE COUPE (ASS) | 512 | VITRE DE CABINE (ASS) | 630 |
| FOURCHE (ASS) | 514 | GLACE DE PORTIÈRE (ASS) | 636 |
| *GUARD GP-WORK TOOL | 515 | ESSUIE-GLACE ET LAVE-GLACE | 640 |
| GODET - MONTAGE (ASS) | 516 | ESSUIE-GLACE (ASS) | 642 |
| AXE DU COUPLER (ASS) | 517 | | |
| VERSION DE SERRE-JOINT | 519 | MATÉRIEL ET FOURNITURES | |
| SERRE-JOINT (ASS) | 552 | D'ENTRETIEN | 643 |
| DENT MONOBLOC (ASS) | 554 | SUPPORT D'EXPÉDITION (ASS) | 643 |
| | | PLAQUE SIGNALÉTIQUE (ASS) | 644 |
| POSTE DE CONDUITE | 555 | LIAISON-EXPÉDITION (ASS) | 645 |
| CLIMATISEUR ET MONTAGE (ASS) | 555 | VERROUILLAGE ANTI-VANDALISME | |
| CLIMATISEUR (ASS) | 557 | (ASS) | 645 |
| SUPPORT - MONTAGE (ASS) | 559 | PLAQUES SIGNALETIQUES ET | |
| CABINE (VERSION) | 560 | AUTOCOLLANTS (ASS) | 645 |
| CABINE (ASS) | 563 | PROTECTION ANTIVANDALISME | |
| TOIT (VERSION) | 566 | (ASS) | 649 |
| | | GODET - VERSION D'EXPÉDITION | 650 |

* TRADUCTION NON DISPONIBLE AU MOMENT DE LA PUBLICATION

TABLE DES MATIÈRES

| Désignation | Page | Désignation | Page |
|----------------------------------|------|-------------|------|
| INDEX DE NUMÉROS DE PIÈCES | B1 | | |

* TRADUCTION NON DISPONIBLE AU MOMENT DE LA PUBLICATION

CONTENIDO

| Nombre | Página | Nombre | Página |
|--|--------|---|--------|
| INFORMACIÓN GENERAL | A30 | SISTEMA DE ENFRIAMIENTO | 39 |
| ALTERNATIVAS DE REPARACIÓN | A44 | AGUA - CONEXIÓN DE (GR) | 39 |
| ADITIVOS DE REFRIGERANTE SUPLEMENTARIOS | A49 | ENFRIADOR DE ACEITE DEL MOTOR (GR) | 40 |
| PIEZAS DE MANTENIMIENTO | A57 | ENFRIADOR DE ACEITE DEL MOTOR Y BASE DEL FILTRO | 41 |
| INDICE | A86 | CONFIGURACIÓN DE ENFRIAMIENTO | 43 |
| CONFIGURACIÓN DE MÁQUINA | 1 | SUCCIÓN - VENTILADOR DE (GR) | 44 |
| BRAZO EXTENDIBLE DE RETROEXCAVADOR (CONFIG) | 1 | GRUPO DE TUBERIAS-ENFRIADOR DE TRANSMISION | 46 |
| BRAZO ESTÁNDAR DE RETROEXCAVADOR (CONFIG) | 3 | GRUPO DEMONTAJE DE RADIADOR Y ENFRIAMIENTO DE ACEITE | 48 |
| CHASIS (CONFIG) | 4 | BOMBA DE AGUA (GR) | 50 |
| CONFIGURACIÓN COMÚN | 4 | RADIADOR Y ENFRIADOR DE ACEITE (GR) | 52 |
| CONFIGURACIÓN DE MOTOR | 5 | TANQUE DE EXPANSIÓN (GR) | 54 |
| CONFIGURACIÓN DE MOTORES | 5 | SISTEMA DE ADMISIÓN Y ESCAPE | 55 |
| MOTOR BÁSICO | 7 | FILTRO DE AIRE (GR) | 55 |
| ÁRBOL DE LEVAS (GR) | 7 | INDICADOR DE CAMBIO DE FILTRO DE ACEITE (GR) | 57 |
| TAPA DE LA CULATA DE CILINDROS (GR) | 8 | SILENCIADOR (GR) | 58 |
| TAPA DEL MECANISMO DE VÁLVULAS (GR) | 9 | TURBOCOMPRESOR (GR) | 59 |
| CIGÜEÑAL (GR) | 11 | SISTEMA DE COMBUSTIBLE | 61 |
| BLOQUE MOTOR (GR) | 13 | CONTROL DE REGULADOR (GR) | 61 |
| CULATA DE CILINDROS (GR) | 16 | TUBERÍAS DE COMBUSTIBLE (GR) | 62 |
| IMPULSOR DE VENTILADOR (GR) | 18 | TUBERÍAS DEL FILTRO DE COMBUSTIBLE | 64 |
| VOLANTE (GR) | 19 | BOMBA DE INYECCIÓN DE COMBUSTIBLE (GR) | 65 |
| VOLANTE - CAJA DE (GR) | 20 | BOMBA DE CEBADO Y FILTRO PRIMARIO DE COMBUSTIBLE (GR) | 68 |
| CAJA DELANTERA (GR) | 21 | TANQUE DE COMBUSTIBLE Y GRUPO DE MONTAJE | 70 |
| CÁNCAMOS DE LEVANTAMIENTO DEL MOTOR (GR) | 23 | COMBUSTIBLE - TANQUE DE (GR) | 71 |
| MONTAJE DEL MOTOR (GR) | 24 | SISTEMA ELÉCTRICO Y DE ARRANQUE | 73 |
| MONTAJE DEL MOTOR Y LA TRANSMISIÓN (GR) | 25 | CARGA - ALTERNADOR DE (GR) | 73 |
| CÁRTER - COLECTOR DEL (GR) | 26 | BATERÍA Y CABLES (GR) | 74 |
| PISTÓN Y BIELA (GR) | 28 | CONTROL DE COMUNICACION (GR) | 78 |
| TAPÓN DEL MOTOR (GR) | 30 | ELECTRÓNICA DE LA MÁQUINA (GR) | 79 |
| CIGÜEÑAL - POLEA DE (GR) | 33 | ELECTRONICA DE MONITOR (GR) | 80 |
| MECANISMO DE VÁLVULAS (GR) | 34 | BUJÍA INCANDESCENTE (GR) | 81 |
| SISTEMA DE LUBRICACIÓN | 35 | AGUA DE LAS CAMISAS - CALENTADOR DEL (GR) | 82 |
| RESPIRADERO (GR) | 35 | INSTALACION DE COMUNICACION (GR) | 83 |
| INDICADOR DE NIVEL DE ACEITE Y TUBO DE LLENADO | 37 | GRUPO DE INSTALACION, CONTROL DE GRADO | 87 |
| BOMBA DE ACEITE DEL MOTOR (GR) | 38 | REFLECTOR (GR) | 91 |

* NO HAY TRADUCCION DISPONIBLE EN EL MOMENTO DE LA IMPRESION

CONTENIDO

| Nombre | Página | Nombre | Página |
|---|--------|--|--------|
| LÁMPARA DE BALIZA DE ADVERTENCIA (GR) | 93 | MONTAJE DE LA TRANSMISIÓN (GR) | 167 |
| LUCES DE REFLECTOR Y CAMBIO DE DIRECCION (GR) | 94 | PLANETARIO DEL MANDO FINAL (GR) | 169 |
| LUZ DE BALIZA (GR) | 96 | TREN DE FUERZA (CONFIG) | 171 |
| MASTIL - MONTAJE DEL (GR) | 97 | EJE GR-CONTRARIO | 172 |
| MONTAJE DEL SENSOR (GR) | 98 | EJE DE MANDO (GR) | 174 |
| RELÉ (GR) | 99 | EJE GR-RUEDA GUIA | 175 |
| SENSOR DE VELOCIDAD (GR) | 102 | EJE DE ENTRADA (GR) | 177 |
| MOTOR DE ARRANQUE ELÉCTRICO (GR) | 103 | EJE DE SALIDA (GR) | 181 |
| GRUPO DE INTERRUPTOR-TRACCIÓN EN TODAS LAS RUEDAS | 106 | MONTAJE Y TRANSMISIÓN(GR) | 187 |
| GRUPO DE INTERRUPTOR, TRABA DEL DIFERENCIAL | 107 | TRANSMISION DIRECTA (CONFIG) | 188 |
| INTERRUPTOR DE PRESIÓN (GR) | 108 | SERVOTRANSMISIÓN (CONFIG) | 188 |
| CABLES DEL ACONDICIONADOR DE AIRE (GR) | 109 | TRANSMISION DIRECTA (GR) | 189 |
| CABLES DE LA CONSOLA (GR) | 112 | SERVOTRANSMISIÓN (GR) | 194 |
| CABLES DEL CONTROL (GR) | 116 | *VALVE & LINES GP-SOLENOID | 200 |
| CABLES DEL MOTOR (GR) | 119 | VALVULA DE SOLENOIDE Y MONTAJE (GR) | 202 |
| *WIRING GP-EXTENDABLE STICK | 122 | VÁLVULA DE ALIVIO (GR) | 203 |
| CABLES DE CALEFACCIÓN (GR) | 123 | VÁLVULA DEL NEUMÁTICO (GR) | 204 |
| CABLES DEL POSICIONADOR Y DE DESCONEXIÓN (GR) | 125 | RUEDA Y LLANTA (CONFIG) | 205 |
| CABLES DE LA PLATAFORMA (GR) | 127 | RUEDA Y NEUMÁTICO (GR) | 206 |
| CABLES POSTERIORES (GR) | 132 | SISTEMA DE FRENOS | 213 |
| CABLES DE CONTROL DE AMORTIGUACIÓN (GR) | 134 | CONTROL DEL FRENO DE ESTACIONAMIENTO | 213 |
| *WIRING GP-TRANSMISSION CONTROL | 136 | FRENO DE SERVICIO - CONTROL (GR) | 215 |
| TREN DE FUERZA | 138 | FRENO DEL CILINDRO (GR) | 218 |
| EJE DE IMPULSIÓN Y DE DIRECCIÓN (GR) | 138 | CONTROL MANUAL DE PALANCA (GR) | 220 |
| EJE TRASERO (GR) | 140 | SISTEMA DE DIRECCIÓN | 221 |
| CAJA DE LA TRANSMISIÓN (CONJ) | 143 | CONTROL DE DIRECCIÓN (GR) | 221 |
| CONTROL DE LA TRANSMISIÓN (GR) | 146 | GRUPO PERILLA, DIRECCIÓN | 223 |
| DIFERENCIAL Y CORONA (GR) | 148 | TUBERÍAS DE DIRECCIÓN (GR) | 224 |
| DIFERENCIAL (GR) | 150 | DOSIFICACIÓN - BOMBA DE (GR) | 226 |
| CONFIG. DEL MANDO, CARGADOR RETROEXCAVADORA | 152 | BASTIDOR Y CAJA | 227 |
| ACOPLAMIENTO FLEXIBLE - MANDO DE (GR) | 153 | CAJA DE BATERÍA | 227 |
| TUBO DE LLENADO DE ACEITE DE LA TRANSMISIÓN (GR) | 154 | CONTRAPESO (GR) | 228 |
| GRUPO DE PESTAÑA, RUEDA | 158 | TAPA DE LA BATERÍA (GR) | 231 |
| GRUPO DE PESTAÑA Y RESINTO, EJE | 159 | EXTENSIÓN DEL GUARDABARROS (GR) | 232 |
| CAJA DEL EJE (GRUPO) | 161 | GUARDABARROS DELANTERO (GR) | 233 |
| TUBERÍAS DE ACEITE DEL TREN DE FUERZA (GR) | 165 | GUARDABARROS TRASERO (GR) | 234 |
| EJE - GRUPO DE MONTAJE | 166 | PLANCHA DEL PISO (GR) | 236 |
| | | BASTIDOR DEL CARGADOR (GR) | 238 |
| | | BASTIDOR DE ROTACIÓN (GR) | 239 |
| | | PROTECTOR DEL EJE IMPULSOR (GR) | 241 |
| | | PROTECTOR DEL RADIADOR (GR) | 242 |
| | | CAPO Y PROTECTOR (GR) | 243 |
| | | CAPÓ DEL MOTOR (GR) | 245 |

* NO HAY TRADUCCION DISPONIBLE EN EL MOMENTO DE LA IMPRESION

CONTENIDO

| Nombre | Página | Nombre | Página |
|---------------------------------------|--------|--------------------------------------|--------|
| SISTEMA HIDRÁULICO | 247 | TUBERIAS DE CONTROL DE LA | |
| ACUMULADOR DE ACEITE PILOTO | | SUSPENSIÓN (GR) | 329 |
| (GR) | 247 | TUBERÍAS DEL ESTABILIZADOR | |
| ACUMULADOR DE CONTROL DE | | (GR) | 331 |
| AMORTIGUACION (GR) | 248 | TUBERÍAS DEL BRAZO (GR) | 337 |
| CONTROL DE AMORTIGUACIÓN | | TUBERÍAS DE GIRO (GR) | 338 |
| (CONFIG) | 249 | TUBERÍAS DEL CILINDRO DE INCLINACIÓN | |
| CONTROL HIDRÁULICO MANUAL | | (GR) | 340 |
| (GR) | 250 | CONTROL DEL MULTIPLE (GR) | 342 |
| PALANCA UNIVERSAL DE CONTROL | | *MANIFOLD GP-CONTROL & | |
| (GR) | 255 | SOLENOID | 346 |
| CILINDRO Y TUBERIAS GR - PULGAR | 259 | GRUPO DE MONTAJE-CONTROL DE | |
| CILINDRO DE CUCHARÓN | | RETROEXCAVADORA | 348 |
| RETROEXCAVADOR (GR) | 260 | MONTAJE DE BANCADA DE VALVULA | |
| CILINDRO DE LA PLUMA (GR) | 264 | (GR) | 350 |
| CILINDRO DEL BRAZO EXTENSIBLE | | MONTAJE DE CILINDRO (GR) | 351 |
| (GR) | 267 | MONTAJE DE TUBERIAS (GR) | 354 |
| CILINDRO DE LEVANTAMIENTO (GR) | 269 | BOMBA DE PISTONES (GR) | 356 |
| CILINDRO DE CUCHARÓN DE USO | | GRUPO GIRATORIO DE BOMBA | 358 |
| MÚLTIPLE (GR) | 270 | *SHAFT GP-PUMP DRIVE | 359 |
| CILINDRO ESTABILIZADOR (GR) | 271 | TANQUE HIDRÁULICO Y MONTAJE | |
| CILINDRO DEL BRAZO (GR) | 275 | (GR) | 360 |
| CILINDRO DE ROTACIÓN (GR) | 279 | VÁLVULA Y TUBERÍAS PILOTO (GR) | 362 |
| CILINDRO GR - PULGAR | 281 | VÁLVULA CONFIG.-BANCO 2 | 364 |
| INCLINACIÓN HORIZONTAL - CILINDRO DE | | VÁLVULA CONFIG.-BANCO 3 | 364 |
| (GR) | 282 | GRUPO DE 6 VALVULAS (CONFIG) | 364 |
| MANDO DE LA BOMBA Y MONTAJE | | VÁLVULA CONFIG.-BANCO 7 | 365 |
| (GR) | 284 | BANCADA DE VALVULAS DE 8 | |
| GRUPO DE AJUSTADOR, VÁLVULA | 285 | (CONFIG) | 365 |
| FILTRO DE ACEITE (GR) | 286 | VÁLVULAS HIDRÁULICAS - GRUPO DE | |
| CONEXION HIDRAULICA (GR) | 287 | 2 | 366 |
| HIDRÁULICA (CONFIG) | 288 | GRUPO DE 3 VÁLVULAS | |
| POSICIONADOR DEL CUCHARÓN Y | | HIDRÁULICAS | 367 |
| DESCONEXIÓN (GR) | 289 | VÁLVULAS HIDRÁULICAS - GRUPO DE | |
| JUEGO DE CONTROL DE | | 6 | 368 |
| OPERACION | 291 | VÁLVULAS HIDRÁULICAS - GRUPO DE | |
| TUBERIAS AUXILIARES- | | 7 | 369 |
| RETROEXCAVADORA (GR) | 294 | VÁLVULAS HIDRÁULICAS - GRUPO DE | |
| TUBERÍAS DE LA PLUMA (GR) | 301 | 8 | 370 |
| TUBERÍAS DEL CUCHARÓN (GR) | 303 | VÁLVULA DE CONTROL (GR) | 372 |
| TUBERÍAS DE DRENAJE (GR) | 308 | VÁLVULA PILOTO (GR) | 386 |
| TUBERÍAS DE LA PALANCA EXTENDIBLE | | VALVULA DE CONTROL DE LA BOMBA | |
| (GR) | 309 | (GR) | 388 |
| TUBERÍAS DEL ENFRIADOR DE ACEITE | | VÁLVULA DE SOLENOIDE (GR) | 389 |
| HIDRÁULICO (GR) | 311 | | |
| CILINDRO DE LEVANTAMIENTO - TUBERÍAS | | IMPLEMENTOS | 391 |
| DEL (GR) | 313 | GRUPO DE BRAZO DE | |
| TUBERIAS DE AUXILIAR DE CARGADOR | | LEVANTAMIENTO | 391 |
| (GR) | 315 | PLUMA (GR) | 393 |
| TUBERÍAS DEL CUCHARÓN DE USO | | SOPORTE DEL CILINDRO DE | |
| MÚLTIPLE | 317 | LEVANTAMIENTO (GR) | 394 |
| TUBERÍAS CON SERVOMANDO (GR) | 321 | PROTECTOR DE LA PLUMA (GR) | 395 |
| BOMBA - TUBERÍAS DE (GR) | 327 | VARILLAJE GR-PULGAR | 396 |

* NO HAY TRADUCCION DISPONIBLE EN EL MOMENTO DE LA IMPRESION

CONTENIDO

| Nombre | Página | Nombre | Página |
|-------------------------------------|--------|--------------------------------------|--------|
| VARILLAJE DEL CUCHARÓN | | COMPRESOR DE REFRIGERANTE Y | |
| RETROEXCAVADOR (GR) | 397 | GRUPO DE MONTAJE | 572 |
| VARILLAJE DE CUCHARÓN CARGADOR | | COMPRESOR DE REFRIGERANTE | |
| (GR) | 399 | (GR) | 573 |
| CARGADOR (CONFIG) | 401 | CONDENSADOR DEL REFRIGERANTE Y | |
| TRABA DE TRANSPORTE DE LA MÁQUINA | | MONTAJE (GR) | 574 |
| (GR) | 402 | CONSOLA DEL OPERADOR (GR) | 575 |
| MONTAJE DEL BRAZO (GR) | 406 | CUBIERTA DEL MOTOR DE | |
| ZAPATA Y PROTECTOR DEL | | LIMPIAPARABRISAS (GR) | 581 |
| ESTABILIZADOR | 407 | PUERTA DE CABINA | 582 |
| ALMOHADILLA Y MONTAJE DEL | | ALFOMBRILLA DEL PISO (GR) | 586 |
| ESTABILIZADOR (GR) | 413 | CALEFACCIÓN DE LA CABINA (GR) | 587 |
| ZAPATA DE ESTABILIZADOR (GR) | 416 | *INSTALLATION GP-MONITOR | 591 |
| RETROEXCAVADOR - ESTABILIZADOR DEL | | PESTILLO DE CONSOLA (GR) | 593 |
| (GR) | 418 | GRUPO DE PALANCA-REGULADOR | 594 |
| BRAZO EXTENSIBLE (GR) | 419 | REVESTIMIENTO DE LA CABINA | |
| BRAZO DE RETROEXCAVADOR (GR) | 423 | (GR) | 595 |
| | | TUBERÍAS DE LA CALEFACCIÓN | |
| HERRAMIENTAS | 425 | (GR) | 597 |
| TAZA DE CUCHARÓN (CONJ) | 425 | TUBERIAS DE CALENTADOR Y | |
| CUCHARÓN DE USO MÚLTIPLE | | ACONDICIONADOR DE AIRE (GR) | 598 |
| (CONFIG) | 427 | RETROVISOR (GR) | 600 |
| CUCHARÓN DE USO GENERAL | | MOTOR-LIMPIAPARABRISAS (GR) | 602 |
| (CONJ) | 430 | GRUPO DE MONTAJE DE LA CABINA | 603 |
| CUCHARÓN EXCAVADOR (CONJ) | 440 | MONTAJE GR-MONITOR | 604 |
| CUCHARÓN DE USO GENERAL (GR) | 444 | REGULADOR - PEDAL DEL (GR) | 605 |
| CUCHARÓN RETROEXCAVADOR | | TECHO DE LA CABINA (GR) | 606 |
| (GR) | 451 | CINTURÓN DE SEGURIDAD (GR) | 607 |
| CUCHARÓN DE USO MÚLTIPLE (GR) | 495 | ASIENTO (GR) | 609 |
| HOJA TOPADORA (CONJ) | 502 | SUSPENSIÓN - ASIENTO CON (GR) | 614 |
| ACOPLADOR RÁPIDO (CONFIG) | 506 | ASIENTO CON SUSPENSIÓN (GR) | 619 |
| ACOPLADOR RÁPIDO (GR) | 507 | TACÓMETRO ELÉCTRICO (GR) | 624 |
| CUCHILLA (GR) | 512 | GUARNICIONES DE LA CABINA (GR) | 625 |
| HORQUILLA (GR) | 514 | VISERA (GR) | 627 |
| *GUARD GP-WORK TOOL | 515 | LAVAPARABRISAS DE LA VENTANA | |
| MONTAJE DEL CUCHARÓN (GR) | 516 | (GR) | 628 |
| PASADOR DE ACOPLADOR (GR) | 517 | VENTANA DE LA CABINA (GR) | 630 |
| PULGAR CONFIG | 519 | VENTANA DE LA PUERTA (GR) | 636 |
| PULGAR GR | 552 | LIMPIA Y LAVAPARABRISAS (GR) | 640 |
| DIENTE DE UNA PIEZA (UNI-TOOTH) | | LIMPIAPARABRISAS DE LA VENTANA | |
| (GR) | 554 | (GR) | 642 |
| | | | |
| PUESTO DEL OPERADOR | 555 | EQUIPOS Y SUMINISTRO DE | |
| ACONDICIONADOR DE AIRE Y MONTAJE | | SERVICIOS | 643 |
| (GR) | 555 | SOPORTE PARA EL TRANSPORTE | 643 |
| ACONDICIONADOR DE AIRE (GR) | 557 | ETIQUETA DE ADVERTENCIA (GR) | 644 |
| SOPORTE DE MONTAJE (GR) | 559 | TIRANTE DE EMBARQUE (GR) | 645 |
| CABINA (CONFIG) | 560 | TRABA CONTRA EL VANDALISMO | |
| CABINA (GR) | 563 | (GR) | 645 |
| TECHO (CONFIG) | 566 | CALCOMANÍAS Y PLACAS DE | |
| TECHO ROPS ABIERTO (GR) | 568 | IDENTIFICACIÓN (GR) | 645 |
| COMPARTIMIENTO DE LITERATURA DE | | GRUPO DE PROTECCIÓN CONTRA EL | |
| SERVICIO (GR) | 571 | VANDALISMO | 649 |

* NO HAY TRADUCCION DISPONIBLE EN EL MOMENTO DE LA IMPRESION

CONTENIDO

| Nombre | Página | Nombre | Página |
|---|-----------|--------|--------|
| CUCHARÓN DE EMBARQUE (CONFIG)..... | 650 | | |
| INDICE DE NUMEROS DE PIEZA | B1 | | |

* NO HAY TRADUCCION DISPONIBLE EN EL MOMENTO DE LA IMPRESION

ÍNDICE

| Designação | Página | Designação | Página |
|--|--------|---|--------|
| INFORMAÇÃO GERAL | A34 | ARREFECEDOR DE ÓLEO DO MOTOR E BASE DO FILTRO | 41 |
| ALTERNATIVAS DE REPARO | A45 | ARREFECIMENTO | 43 |
| ADITIVOS SUPLEMENTARES DO LÍQUIDO ARREFECEDOR | A50 | VENTILADOR DE SUCÇÃO | 44 |
| PEÇAS DE MANUTENÇÃO | A60 | TUBULAÇÕES-ARREFECEDOR DA TRANSMISSÃO | 46 |
| ÍNDICE | A97 | SUORTE - ARREFECEDR DE ÓLEO E RADIADOR | 48 |
| ARRANJO DA MÁQUINA | 1 | BOMBA DE ÁGUA | 50 |
| RETROESCAVADEIRA - BRAÇO ESTENDÍVEL | 1 | RADIADOR E ARREFECEDOR DE ÓLEO | 52 |
| RETROESCAVADEIRA - BRAÇO PADRÃO | 3 | TANQUE DE EXPANSÃO | 54 |
| CHASSI | 4 | SISTEMA DE ADMISSÃO E ESCAPE DE AR | 55 |
| ARRANJO BÁSICO | 4 | PURIFICADOR DE AR | 55 |
| ARRANJO DO MOTOR | 5 | INDICADOR - TROCA DO FILTRO DE AR | 57 |
| MOTOR | 5 | SILENCIADOR | 58 |
| MOTOR BÁSICO | 7 | TURBOALIMENTADOR | 59 |
| EIXO-COMANDO DE VÁLVULA | 7 | SISTEMA DO COMBUSTÍVEL | 61 |
| TAMPA - CABEÇA DO CILINDRO | 8 | CONTROLE DO GOVERNADOR | 61 |
| TAMPA - MECANISMO DAS VÁLVULAS | 9 | TUBOS - COMBUSTÍVEL | 62 |
| VIRABREQUIM | 11 | TUBOS - FILTRO DO COMBUSTÍVEL | 64 |
| BLOCO DO MOTOR | 13 | BOMBA DE INJEÇÃO DO COMBUSTÍVEL | 65 |
| CABEÇOTE DO MOTOR | 16 | BOMBA DE ESCORVA DO COMBUSTÍVEL E DO FILTRO PRIMÁRIO | 68 |
| COMANDO DO VENTILADOR | 18 | TANQUE DE COMBUSTÍVEL E MONTAGEM | 70 |
| VOLANTE DO MOTOR | 19 | TANQUE DE COMBUSTÍVEL | 71 |
| CAIXA DO VOLANTE DO MOTOR | 20 | SISTEMA ELÉTRICO DE PARTIDA | 73 |
| CAIXA DIANTEIRA | 21 | ALTERNADOR DE CORRENTE | 73 |
| LEVANTAMENTO DO MOTOR | 23 | BATERIA E CABOS / FIOS ELÉTRICOS | 74 |
| MONTAGEM - MOTOR | 24 | CONTROLE-COMUNICAÇÃO | 78 |
| MONTAGEM - MOTOR E TRANSMISSÃO | 25 | SISTEMA ELETRÔNICO - MÁQUINA | 79 |
| CÁRTER DO ÓLEO DO MOTOR | 26 | SISTEMA ELETRÔNICO - MONITOR | 80 |
| PISTÃO E BIELA | 28 | VELA DE AQUECIMENTO; VELA INCANDESCENTE | 81 |
| BUJÃO DO MOTOR | 30 | AQUECEDOR DA ÁGUA DO MOTOR | 82 |
| POLIA DO VIRABREQUIM | 33 | INSTALAÇÃO-COMUNICAÇÃO | 83 |
| MECANISMO DAS VÁLVULAS | 34 | INSTALAÇÃO-CONTROLE DA INCLINAÇÃO | 87 |
| SISTEMA DE LUBRIFICAÇÃO | 35 | LÂMPADA - FAROL | 91 |
| RESPIRO | 35 | LUZ GIRATÓRIA DE ALARME | 93 |
| VARETA DE NÍVEL E BOCAL DE ENCHIMENTO DO ÓLEO | 37 | SISTEMA DE ILUMINAÇÃO - FARÓIS E SINAL | 94 |
| BOMBA DE ÓLEO - MOTOR | 38 | SIST. DE ILUMINAÇÃO - PISCA-PISCA GIRATÓRIO DE ADVERTÊNCIA | 96 |
| SISTEMA DE ARREFECIMENTO | 39 | MONTAGEM - MASTRO | 97 |
| CONEXÃO - TUBO D'ÁGUA | 39 | | |
| ARREFECEDOR - ÓLEO DO MOTOR | 40 | | |

* TRADUÇÃO NÃO DISPONÍVEL NO MOMENTO DA IMPRESSÃO

ÍNDICE

| Designação | Página | Designação | Página |
|---|--------|--|--------|
| MONTAGEM - SENSOR | 98 | EIXO DE ENTRADA | 177 |
| RELÉ | 99 | EIXO - SAÍDA | 181 |
| SENSOR DE VELOCIDADE | 102 | TRANSMISSÃO E MONTAGEM | 187 |
| MOTOR ELÉTRICO DE PARTIDA | 103 | TRANSMISSÃO DIRETA | 188 |
| INTERRUPTOR-TRAÇÃO EM TODAS AS RODAS | 106 | SERVO-TRANSMISSÃO | 188 |
| INTERRUPTOR - TRAVA DO DIFERENCIAL | 107 | TRANSMISSÃO DIRETA | 189 |
| INTERRUPTOR - PRESSÃO | 108 | SERVOTRANSMISSÃO | 194 |
| CABOS/FIOS ELÉTRICOS - AR CONDICIONADO | 109 | VÁLVULA E TUBULAÇÕES- SOLENOÍDE | 200 |
| CABOS/FIOS ELÉTRICOS DO CONSOLE | 112 | VALVULA DO SOLENOIDE E MONTAGEM | 202 |
| CABOS/FIOS ELÉTRICOS - CONTROLE | 116 | VÁLVULA DE ALÍVIO | 203 |
| CABOS/FIOS ELÉTRICOS - MOTOR | 119 | VÁLVULA DE PNEU | 204 |
| FIAÇÃO-BRAÇO ALONGÁVEL | 122 | RODA E PNEU | 205 |
| CABOS/FIOS ELÉTRICOS - AQUECEDOR | 123 | SISTEMA DE FREIOS | 213 |
| CABOS/FIOS ELÉTRICOS - POSICIONADOR E DESENGATE AUTOMÁTICO | 125 | CONTROLE DO FREIO DE ESTACIONAMENTO | 213 |
| CABOS/FIOS ELÉTRICOS - PLATAFORMA | 127 | CONTROLE DO FREIO DE SERVIÇO | 215 |
| CABOS/FIOS ELÉTRICOS - TRASEIROS | 132 | CILINDRO DO FREIO | 218 |
| CABOS/FIOS ELÉTRICOS - ABSORÇÃO DE IMPACTOS | 134 | ALAVANCA DE CONTROLE MANUAL | 220 |
| CABOS/FIOS ELÉTRICOS - CONTROLE DA TRANSMISSÃO | 136 | SISTEMA DE DIREÇÃO | 221 |
| TREM DE FORÇA | 138 | CONTROLE DE DIREÇÃO | 221 |
| EIXO DE PROPULSÃO E DIREÇÃO | 138 | BOTÃO - DIREÇÃO | 223 |
| SEMI-EIXO TRASEIRO | 140 | TUBOS - DIREÇÃO | 224 |
| CAIXA DA TRANSMISSÃO | 143 | BOMBA REGULADORA | 226 |
| CONTROLE DA TRANSMISSÃO | 146 | CHASSI E CARÇAÇA | 227 |
| DIFERENCIAL E COROA | 148 | CAIXA - BATERIA | 227 |
| DIFERENCIAL | 150 | CONTRAPESO | 228 |
| COMANDO - RETROESCAVADEIRA | 152 | TAMPA - ACESSO À BATERIA | 231 |
| COMANDO - ACOPLAMENTO FLEXÍVEL | 153 | PÁRA-LAMA-EXTENSÃO | 232 |
| BOCAL DE ENCHIMENTO DE ÓLEO DO TREM DE FORÇA | 154 | PÁRA-LAMA DIANTEIRO | 233 |
| FLANGE - RODA | 158 | PÁRA-LAMA TRASEIRO | 234 |
| ALOJAMENTO E FLANGE - EIXO | 159 | CHAPA DO PISO | 236 |
| CAIXA DO SEMI-EIXO | 161 | CHASSI DIANTEIRO | 238 |
| TUBOS - ÓLEO DA TRANSMISSÃO | 165 | ARMAÇÃO OSCILANTE | 239 |
| MONTAGEM DO EIXO | 166 | PROTETOR - EIXO DE TRANSMISSÃO | 241 |
| MONTAGEM - TRANSMISSÃO | 167 | PROTETOR - RADIADOR | 242 |
| GR. PLANETÁRIO - COMANDO FINAL | 169 | CAPÔ E PROTETOR | 243 |
| TREM DE FORÇA | 171 | CAPÔ DO MOTOR | 245 |
| EIXO-CONTADOR | 172 | SISTEMA HIDRÁULICO | 247 |
| EIXO DE TRANSMISSÃO | 174 | ACUMULADOR D ÓLEO - PILOTO | 247 |
| EIXO-RODA-GUIA | 175 | ACUMULADOR DO SISTEMA DE ABSORÇÃO DE IMPACTOS | 248 |
| | | SISTEMA DE ABSORÇÃO DE IMPACTOS | 249 |
| | | CONTROLE HIDRÁULICO MANUAL | 250 |
| | | CONTROLE - ALAVANCA | 255 |

* TRADUÇÃO NÃO DISPONÍVEL NO MOMENTO DA IMPRESSÃO

ÍNDICE

| Designação | Página | Designação | Página |
|---|--------|---|--------|
| CILINDRO E TUBULAÇÕES- POLEGAR | 259 | GRUPO ROTATIVO DA BOMBA | 358 |
| CILINDRO DA CAÇAMBA RETROESCAVADEIRA | 260 | *SHAFT GP-PUMP DRIVE | 359 |
| CILINDRO DA LANÇA | 264 | TANQUE DE ÓLEO HIDRÁULICO E MONTAGEM | 360 |
| CILINDRO DO BRAÇO ESTENDÍVEL | 267 | VÁLVULA PILOTO E TUBOS | 362 |
| CILINDRO DE LEVANTAMENTO | 269 | GRUPO DE VÁLVULA DE CONTROLE - 2 | 364 |
| CILINDRO - CAÇAMBA DE MÚLTIPLAS APLICAÇÕES | 270 | VÁLVULA-CONTROLE 3 | 364 |
| CILINDRO DO ESTABILIZADOR | 271 | GRUPO DE VÁLVULAS - SEIS | 364 |
| CILINDRO DO BRAÇO | 275 | VÁLVULA-CONTROLE 7 | 365 |
| CILINDRO DE GIRO | 279 | VÁLVULAS DE CONTROLE - OITO | 365 |
| CILINDRO - POLEGAR | 281 | GRUPO DE VÁLVULAS DE CONTROLE - DUPLO | 366 |
| CILINDRO DE INCLINAÇÃO | 282 | GRUPO DE VÁLVULAS DE CONTROLE - TRIPLO | 367 |
| COMANDO DA BOMBA E MONTAGEM | 284 | GRUPO DE VÁLVULAS DE CONTROLE - SEIS | 368 |
| FIXADOR - VÁLVULA | 285 | GRUPO DE VÁLVULAS DE CONTROLE - SETE | 369 |
| FILTRO - ÓLEO | 286 | GRUPO DE VÁLVULAS DE CONTROLE - OITO | 370 |
| CONEXÃO - HIDRÁULICA | 287 | VÁLVULA DE CONTROLE | 372 |
| COMANDO HIDRÁULICO | 288 | VÁLVULA DE CONTROLE PILOTO | 386 |
| DESENGATE E POSICIONADOR DA CAÇAMBA | 289 | VÁLVULA DE CONTROLE DA BOMBA | 388 |
| JOGO - SISTEMA DE ABSORÇÃO DE IMPACTOS | 291 | VÁLVULA SOLENÓIDE | 389 |
| TUBOS AUXILIARES - RETROESCAVADEIRA | 294 | ACESSÓRIOS | 391 |
| TUBOS - LANÇA | 301 | BRAÇO DE LEVANTAMENTO | 391 |
| TUBOS - CAÇAMBA | 303 | LANÇA | 393 |
| TUBOS - DRENAGEM | 308 | TIRANTE DO CILINDRO DE LEVANTAMENTO | 394 |
| TUBOS - BRAÇO COM EXTENSÃO | 309 | PROTETOR DA LANÇA | 395 |
| TUBOS - ARREFECEDOR DE ÓLEO HIDRÁULICO | 311 | ELO - POLEGAR | 396 |
| TUBOS - CILINDRO DE LEVANTAMENTO | 313 | ARTICULAÇÃO DA CAÇAMBA DA RETROESCAVADEIRA | 397 |
| TUBOS AUXILIARES | 315 | ARTICULAÇÃO DAS CAÇAMBAS DAS CARREGADEIRAS | 399 |
| TUBOS - CAÇAMBA DE MÚLTIPLAS APLICAÇÕES | 317 | CAÇAMBA DIANTEIRA | 401 |
| TUBOS - CIRCUITO PILOTO | 321 | TRAVA - TRANSPORTE | 402 |
| TUBOS - BOMBA | 327 | MONTAGEM - BRAÇO | 406 |
| TUBOS - ABSORÇÃO DE IMPACTOS | 329 | COXIM E PROTETOR DO ESTABILIZADOR | 407 |
| TUBOS - ESTABILIZADOR | 331 | CALÇO DO ESTABILIZADOR E MONTAGEM | 413 |
| TUBOS - BRAÇO | 337 | CALÇO DO ESTABILIZADOR | 416 |
| TUBOS - GIRO | 338 | ESTABILIZADOR - RETROESCAVADEIRA | 418 |
| TUBOS - CILINDRO DE INCLINAÇÃO | 340 | BRAÇO ESTENDÍVEL | 419 |
| COLETOR - CONTROLE | 342 | BRAÇO - CAÇAMBA RETRO- ESCAVADORA | 423 |
| COLETOR-CONTROLE E SOLENÓIDE | 346 | FERRAMENTAS DE TRABALHO | 425 |
| MONTAGEM - CONTROLE DA RETROESCAVADEIRA | 348 | CAÇAMBA | 425 |
| MONTAGEM - BANCO DE VÁLVULAS | 350 | | |
| MONTAGEM - CILINDRO | 351 | | |
| MONTAGEM - TUBOS | 354 | | |
| BOMBA DE PISTÃO | 356 | | |

* TRADUÇÃO NÃO DISPONÍVEL NO MOMENTO DA IMPRESSÃO

ÍNDICE

| Designação | Página | Designação | Página |
|--|--------|--|--------|
| CAÇAMBA DE MÚLTIPLAS APLICAÇÕES | 427 | CINTO DE SEGURANÇA | 607 |
| CAÇAMBA PARA APLICAÇÃO GERAL | 430 | ASSENTO | 609 |
| CAÇAMBA - RETRO-ESCAVADORA | 440 | ASSENTO COM SUSPENSÃO | 614 |
| CAÇAMBA PARA APLICAÇÃO GERAL | 444 | SUSPENSÃO - ASSENTO | 619 |
| CAÇAMBA RETROESCAVADORA | 451 | TACÔMETRO - ELÉTRICO | 624 |
| CAÇAMBA DE MÚLTIPLAS APLICAÇÕES | 495 | LISTRA DA CABINE | 625 |
| LÂMINA | 502 | PÁRA-SOL DA CABINE | 627 |
| ACOPLADOR RÁPIDO | 506 | LAVADOR DO VIDRO | 628 |
| BORDA CORTANTE | 512 | JANELA DA CABINE | 630 |
| GARFO | 514 | VIDRO DA PORTA | 636 |
| PROTETOR-FERRAMENTA DE TRABALHO | 515 | LIMPADOR E LAVADOR - JANELA | 640 |
| MONTAGEM - CAÇAMBA | 516 | LIMPADOR DO VIDRO | 642 |
| PINO-ACOPLADOR | 517 | EQUIPAMENTOS DE SERVIÇO E SUPRIMENTOS | 643 |
| POLEGAR | 519 | SUORTE PARA TRANSPORTE | 643 |
| UNI-DENTE | 554 | DECALQUE | 644 |
| POSTO DO OPERADOR | 555 | ELO - EMBARQUE | 645 |
| CONDICIONADOR DE AR E MONTAGEM | 555 | CADEADO CONTRA VANDALISMO | 645 |
| CONDICIONADOR DE AR | 557 | PLACA E DECALQUE | 645 |
| SUORTE - MONTAGEM | 559 | PROTEÇÃO CONTRA VANDALISMO | 649 |
| CABINE | 560 | AR. DE EMBARQUE DA CAÇAMBA | 650 |
| TOLDO | 566 | ÍNDICE DE NÚMERO DE PEÇA | B1 |
| TOLDO - ESTRUTURA ROPS ABERTA | 568 | | |
| COMPARTIMENTO PARA LITERATURA | 571 | | |
| COMPRESSOR DE REFRIGERANTE E MONTAGEM | 572 | | |
| COMPRESSOR DE REFRIGERANTE | 573 | | |
| CONDENSADOR DO REFRIGERANTE E MONTAGEM | 574 | | |
| CONSOLE DO OPERADOR | 575 | | |
| TAMPA - MOTOR DO LIMPADOR DE PÁRA-BRISA | 581 | | |
| PORTA DA CABINE | 582 | | |
| TAPETE | 586 | | |
| AQUECEDOR DA CABINE | 587 | | |
| INSTALAÇÃO-MONITOR | 591 | | |
| TRINCO DE CONSOLE | 593 | | |
| ALAVANCA - GOVERNADOR | 594 | | |
| REVESTIMENTO DA CABINE | 595 | | |
| TUBOS - AQUECEDOR | 597 | | |
| TUBULAÇÕES - AQUECEDOR E AR CONDICIONADO | 598 | | |
| ESPELHO RETROVISOR | 600 | | |
| MOTOR - LIMPADOR DO VIDRO | 602 | | |
| MONTAGEM - CABINE | 603 | | |
| MONTAGEM - MONITOR | 604 | | |
| PEDAL DO GOVERNADOR | 605 | | |
| TETO - CABINE | 606 | | |

* TRADUÇÃO NÃO DISPONÍVEL NO MOMENTO DA IMPRESSÃO

INHALTSVERZEICHNIS

| Bezeichnung | Seite | Bezeichnung | Seite |
|--------------------------------------|-------|---|-------|
| ALLGEMEINE HINWEISE | A38 | KÜHLER U. ÖLKÜHLER - BEFESTIGUNG | 48 |
| REPARATURALTERNATIVEN | A46 | KÜHLWASSERPUMPE | 50 |
| KÜHLMITTELZUSATZ | A51 | KÜHLERNETZ UND ÖLKÜHLER | 52 |
| WARTUNGSTEILE | A63 | AUSGLEICHSBEHÄLTER | 54 |
| STICHWORTVERZEICHNIS | A108 | LUFTANSAUG- UND ABGASSYSTEM | 55 |
| MASCHINE | 1 | LUFTREINIGER | 55 |
| HECKBAGGER-TELESKOPSTIEL | 1 | LUFTFILTERWARTUNGSANZEIGE | 57 |
| STANDARDHECKBAGGERSTIEL | 3 | SCHALLDÄMPFER | 58 |
| FAHRWERK | 4 | TURBOLADER | 59 |
| GRUNDAUSFÜHRUNG | 4 | KRAFTSTOFFSYSTEM | 61 |
| MOTOR | 5 | REGLERSTEUERUNG | 61 |
| MOTORAUSFÜHRUNG | 5 | KRAFTSTOFFLEITUNGEN | 62 |
| MOTOR (GRUNDAUSFÜHRUNG) | 7 | KRAFTSTOFFFILTERLEITUNGEN | 64 |
| NOCKENWELLE | 7 | KRAFTSTOFFEINSPRITZPUMPE | 65 |
| ZYLINDERKOPFDECKEL | 8 | KRAFTSTOFFENTLÜFTUNGSPUMPE UND -HAUPTFILTER | 68 |
| VENTILDECKEL | 9 | KRAFTSTOFFTANK U. BEFESTIGUNG | 70 |
| KURBELWELLE | 11 | KRAFTSTOFFTANK | 71 |
| MOTORBLOCK | 13 | ELEKTRISCHE ANLAGE UND STARTSYSTEM | 73 |
| ZYLINDERKOPF | 16 | DREHSTROMGENERATOR | 73 |
| LÜFTERANTRIEB | 18 | BATTERIE UND VERDRAHTUNG | 74 |
| SCHWUNGRAD | 19 | ÜBERTRAGUNGSSTEUERUNG | 78 |
| SCHWUNGRADGEHÄUSE | 20 | ELEKTRONIK - MASCHINE | 79 |
| STIRNRADGEHÄUSE | 21 | ELEKTRONIK - MONITOR | 80 |
| MOTORHÜBÖSE | 23 | GLÜHKERZE | 81 |
| MOTORAUFLAGER | 24 | UMLAUFKÜHLWASSERHEIZUNG | 82 |
| MOTOR- UND GETRIEBEAUFLAGER | 25 | KOMMUNIKATIONSEINBAUSATZ | 83 |
| ÖLWANNE | 26 | EINBAUSATZ - PLANIERSTEUERUNG | 87 |
| PLEUELSTANGE UND KOLBEN | 28 | ARBEITSLEUCHTEN | 91 |
| MOTORSTOPFEN | 30 | RUNDUM-KENNLEUCHE | 93 |
| KURBELWELLEN-RIEMENSCHLEIBE | 33 | ARBEITS- U. SIGNALLEUCHE | 94 |
| VENTILSTEUERUNG | 34 | RUNDUM-KENNLEUCHE | 96 |
| SCHMIERSYSTEM | 35 | HUBMASTBEFESTIGUNG | 97 |
| ENTLÜFTER | 35 | SENSORBEFESTIGUNG | 98 |
| ÖLMESSSTAB U. EINFÜLLSTUTZEN | 37 | RELAIS | 99 |
| SCHMIERPUMPE | 38 | DREHZAHLSSENSOR | 102 |
| KÜHLSYSTEM | 39 | STARTERMOTOR | 103 |
| KÜHLWASSERANSCHLUSS | 39 | SCHALTER - ALLRADANTRIEB | 106 |
| MOTORÖLKÜHLER | 40 | DIFFERENZIALSPERRENSCHALTER | 107 |
| MOTORÖLKÜHLER UND FILTERSOCKEL | 41 | DRUCKSCHALTER | 108 |
| KÜHLSYSTEM | 43 | KLIMAAANLAGENVERDRAHTUNG | 109 |
| SAUGLÜFTER | 44 | KONSOLENVERDRAHTUNG | 112 |
| GETRIEBEKÜHLERLEITUNGEN | 46 | STEUERUNGSVERDRAHTUNG | 116 |
| | | MOTORVERDRAHTUNG | 119 |
| | | *WIRING GP-EXTENDABLE STICK | 122 |
| | | HEIZUNGSVERDRAHTUNG | 123 |

* ÜBERSETZUNG ZUM ZEITPUNKT DER DRUCKLEGUNG NICHT VORHANDEN

INHALTSVERZEICHNIS

| Bezeichnung | Seite | Bezeichnung | Seite |
|---|-------|---|-------|
| VERDRAHTUNG - SCHAUFELAUSSCHALTER U. EINSTELLER | 125 | LENKSYSTEM | 221 |
| FAHRERPLATTFORMVERDRAHTUNG | 127 | LENKBETÄTIGUNG | 221 |
| VERDRAHTUNG, HINTEN | 132 | LENKKNOPF | 223 |
| SCHWINGUNGSDÄMPFUNGSDRAHTUNG | 134 | LENKÖLLEITUNGEN | 224 |
| GETRIEBESTEUERUNGS-VERDRAHTUNG | 136 | ZUMESSPUMPE | 226 |
| KRAFTÜBERTRAGUNG | 138 | RAHMEN UND FAHRGESTELL | 227 |
| ANTRIEBS- UND LENKACHSE | 138 | BATTERIEKASTEN | 227 |
| HINTERACHSE | 140 | GEGENGEWICHT | 228 |
| GETRIEBEGEHÄUSE | 143 | BATTERIEDECKEL | 231 |
| GETRIEBESTEUERUNG | 146 | SCHUTZBLECHVERLÄNGERUNG | 232 |
| DIFFERENTIAL UND TELLERRAD | 148 | SCHUTZBLECHE, VORNE | 233 |
| DIFFERENTIAL | 150 | SCHUTZBLECHE, HINTEN | 234 |
| ANTRIEB - BAGGERLADER | 152 | BODENBLECH | 236 |
| KUPPLUNGSANTRIEB, ELAST. | 153 | LADERRAHMEN | 238 |
| GETRIEBEÖLFÜLLSTUTZEN | 154 | SCHWENKRAHMEN | 239 |
| RADFLANSCH | 158 | ANTRIEBSWELLENVERKLEIDUNG | 241 |
| ACHSGEHÄUSEFLANSCH | 159 | KÜHLERSCHUTZ | 242 |
| ACHSGEHÄUSE | 161 | MOTORHAUBE UND VERKLEIDUNG | 243 |
| ÖLLEITUNGEN - KRAFTÜBERTRAGUNG | 165 | MOTORHAUBE | 245 |
| ACHSENANBAUSATZ | 166 | HYDRAULIKSYSTEM | 247 |
| GETRIEBEAUFLAGER | 167 | VORSTEUERÖLDRUCKSAMMLER | 247 |
| SEITENANTRIEB - PLANETENGETRIEBE | 169 | DRUCKSPEICHER, HYDRAULISCHE | 248 |
| KRAFTÜBERTRAGUNG | 171 | SCHWINGUNGSDÄMPFUNG | 248 |
| GEGENWELLE | 172 | HYDRAULISCHE SCHWINGUNGSDÄMPFUNG | 249 |
| ANTRIEBSWELLE | 174 | HYDRAULIKHANDSTEUERUNG | 250 |
| ZWISCHENRADWELLE | 175 | JOYSTICK -STEUERUNG | 255 |
| ANTRIEBSWELLE | 177 | DAUMEN - ZYLINDER U. LEITUNGEN | 259 |
| ABTRIEBSWELLE | 181 | HECKBAGGERLÖFFELZYLINDER | 260 |
| GETRIEBE U. BEFESTIGUNG | 187 | AUSLEGERZYLINDER | 264 |
| MECHANISCHES GETRIEBE | 188 | TELESKOPSTIELZYLINDER | 267 |
| LASTSCHALTGETRIEBE | 188 | HUBZYLINDER | 269 |
| WECHSELGETRIEBE | 189 | KOMBISCHAUFELZYLINDER | 270 |
| LASTSCHALTGETRIEBE | 194 | SEITENSTÜTZENZYLINDER | 271 |
| *VALVE & LINES GP-SOLENOID | 200 | STIELZYLINDER | 275 |
| SOLENOIDVENTIL U. BEFESTIGUNGSTEILE | 202 | SCHWENKZYLINDER | 279 |
| ÜBERDRUCKVENTIL | 203 | DAUMENZYLINDER | 281 |
| REIFENVENTIL | 204 | KIPPZYLINDER | 282 |
| RAD UND REIFEN | 205 | PUMPENANTRIEB U. BEFESTIGUNGSTEILE | 284 |
| BREMSSYSTEM | 213 | VENTILBEFESTIGUNG | 285 |
| FESTSTELLBREMSGESTÄNGE | 213 | ÖLFILTER | 286 |
| BREMSEGESTÄNGE | 215 | HYDRAULIKFITTING | 287 |
| BREMSSZYLINDER | 218 | HYDRAULIKSYSTEM | 288 |
| HANDSTEUERHEBEL | 220 | SCHAUFELAUSSCHALTER UND -EINSTELLER | 289 |
| | | HYDRAULISCHE SCHWINGUNGSDÄMPFUNG - EINBAUSATZ | 291 |
| | | TIEFLÖFFEL-HYDRAULIKNOTLEITUNGEN | 294 |
| | | AUSLEGERLEITUNGEN | 301 |

* ÜBERSETZUNG ZUM ZEITPUNKT DER DRUCKLEGUNG NICHT VORHANDEN

INHALTSVERZEICHNIS

| Bezeichnung | Seite | Bezeichnung | Seite |
|----------------------------------|-------|-----------------------------------|-------|
| SCHAUFELLEITUNGEN | 303 | HECKBAGGERLÖFFELGESTÄNGE | 397 |
| ABLASSLEITUNGEN | 308 | SCHAUFELGESTÄNGE | 399 |
| TELESKOPSTIELLEITUNGEN | 309 | LADESCHAUFEL | 401 |
| HYDRAULIKÖLKÜHLERLEITUNGEN | 311 | TRANSPORTSPERRE | 402 |
| HUBZYLINDERLEITUNGEN | 313 | STIELAUFHÄNGUNG | 406 |
| LADERZUSATZLEITUNGEN | 315 | SEITENSTÜTZENPLATTEN UND | |
| KOMBISCHAUFELLEITUNGEN | 317 | SCHUTZABDECKUNG | 407 |
| VORSTEUERLEITUNGEN | 321 | STÜTZPLATTEN U. BEFESTIGUNG | 413 |
| HYDRAULIKPUMPE UND LEITUN- | | SEITENSTÜTZENPLATTEN | 416 |
| GEN | 327 | SEITENSTÜTZEN | 418 |
| SCHWINGUNGSDÄMPFUNGSLEITUN- | | TELESKOPSTIEL | 419 |
| GEN | 329 | LÖFFELSTIEL | 423 |
| SEITENSTÜTZENLEITUNGEN | 331 | ARBEITSGERÄTE | 425 |
| STIELZYLINDERLEITUNGEN | 337 | *BOWL AS-BUCKET | 425 |
| SCHWENKLEITUNGEN | 338 | KOMBISCHAUFEL | 427 |
| NEIGEZYLINDERLEITUNGEN | 340 | UNIVERSALSCHAUFEL | 430 |
| STEUERKRÜMMER | 342 | HECKBAGGERLÖFFEL | 440 |
| *MANIFOLD GP-CONTROL & | | *BUCKET GP-GENERAL PURPOSE | 444 |
| SOLENOID | 346 | HECKBAGGERLÖFFEL | 451 |
| HECKBAGGERSTEUERUNG - | | KOMBISCHAUFEL | 495 |
| AUFHÄNGUNG | 348 | PLANIERSCHILD | 502 |
| VENTILANORDNUNGS-BEFESTIGUNGS- | | SCHNELLWECHSELVORRICHTUNG | 506 |
| SATZ | 350 | SCHNELLWECHSELEINRICHTUNG | 507 |
| ZYLINDERAUFHÄNGUNG | 351 | SCHNEIDMESSER | 512 |
| LEITUNGS-BEFESTIGUNGSTEILE | 354 | PALETTENGABEL | 514 |
| KOLBENPUMPE | 356 | *GUARD GP-WORK TOOL | 515 |
| KOLBENPUMPENUMLAUFSATZ | 358 | SCHAUFELAUFHÄNGUNG | 516 |
| *SHAFT GP-PUMP DRIVE | 359 | KUPPLUNGSBOLZEN | 517 |
| HYDRAULIKTANK UND BEFESTIGUNGS- | | DAUMEN | 519 |
| TEILE | 360 | UNIVERSAL-ZAHNSPITZE | 554 |
| HYDRAULIKVORSTEUERVENTIL U. | | FAHRERHAUS | 555 |
| LEITUNGEN | 362 | KLIMAAANLAGE UND AUFHÄNGUNG | 555 |
| VENTILBLOCK 2 | 364 | KLIMAAANLAGE | 557 |
| VENTILBLOCK 3 | 364 | BEFESTIGUNGSHALTERUNG | 559 |
| 6-FACH-VENTILBLOCK | 364 | FAHRERHAUS | 560 |
| VENTILBLOCK 7 | 365 | WETTERDACH | 566 |
| 8-BLOCK-VENTILSATZ | 365 | FAHRERHAUS M. OFFENEM | |
| VENTILSATZ (2-VENTIL) | 366 | ÜBERROLLSCHUTZ | 568 |
| VENTILSATZ (3-VENTIL) | 367 | LITERATURABLAGE | 571 |
| VENTILSATZ (6-VENTIL) | 368 | KÄLTEMITTELKOMPRESSOR U. | |
| VENTILSATZ (7-VENTIL) | 369 | BEFESTIGUNG | 572 |
| VENTILSATZ (8-VENTIL) | 370 | KÄLTEMITTELKOMPRESSOR | 573 |
| STEUERVENTIL | 372 | KÄLTEMITTELKONDENSATOR U. | |
| VORSTEUERVENTIL | 386 | BEFESTIGUNGSTEILE | 574 |
| PUMPENSTEUERVENTIL | 388 | STEUERKONSOLE | 575 |
| MAGNETVENTIL | 389 | WISCHERMOTORABDECKUNG | 581 |
| ARBEITSGERÄTE | 391 | FAHRERHAUSTÜR | 582 |
| HUBARM | 391 | FUSSMATTE | 586 |
| AUSLEGER | 393 | FAHRERHAUSHEIZUNG | 587 |
| HUBZYLINDER-HALTERUNG | 394 | *INSTALLATION GP-MONITOR | 591 |
| *GUARD GP-BOOM | 395 | KONSOLENVERRIEGELUNG | 593 |
| DAUMENGESTÄNGE | 396 | | |

* ÜBERSETZUNG ZUM ZEITPUNKT DER DRUCKLEGUNG NICHT VORHANDEN

INHALTSVERZEICHNIS

| Bezeichnung | Seite | Bezeichnung | Seite |
|--|--------|-------------|-------|
| REGELERHEBEL | 594 | | |
| FAHRERHAUSAUSKLEIDUNG | 595 | | |
| HEIZUNGSLEITUNGEN | 597 | | |
| HEIZUNGS- U. KLIMAAANLAGENLEITUN- GEN | 598 | | |
| RÜCKSPIEGEL | 600 | | |
| SCHEIBENWISCHERMOTOR | 602 | | |
| FAHRERHAUSANBAUSATZ | 603 | | |
| MONITORBEFESTIGUNG | 604 | | |
| GASPEDAL | 605 | | |
| FAHRERHAUSDACH | 606 | | |
| SICHERHEITSGURT | 607 | | |
| FAHRERSITZ | 609 | | |
| SCHWINGSITZ | 614 | | |
| FAHRERSITZFEDERUNG | 619 | | |
| DREHZAHLMESSER, ELEKTR. | 624 | | |
| FAHRERHAUS - HALTETEILE | 625 | | |
| FAHRERHAUS, SONNENBLLENDE | 627 | | |
| SCHEIBENWASCHANLAGE | 628 | | |
| FAHRERHAUSFENSTER | 630 | | |
| TÜRFENSTER | 636 | | |
| SCHEIBENWISCHER UND -WASCHANLA- GE | 640 | | |
| SCHEIBENWISCHER | 642 | | |
| WARTUNGS- AUSRÜSTUNG UND | | | |
| -ZUBEHÖR | 643 | | |
| TRANSPORTHALTERUNG | 643 | | |
| AUFKLEBER | 644 | | |
| TRANSPORTSPERRE | 645 | | |
| VORHÄNGESCHLOSS | 645 | | |
| SCHILD UND AUFKLEBER | 645 | | |
| SCHUTZABDECKUNG | 649 | | |
| SCHAUFELTRANSPORTAUSFÜH- RUNG | 650 | | |
| ERSATZTEILNUMMERNINDEX | B1 | | |

* ÜBERSETZUNG ZUM ZEITPUNKT DER DRUCKLEGUNG NICHT VORHANDEN

GENERAL INFORMATION

1. MACHINE IDENTIFICATION

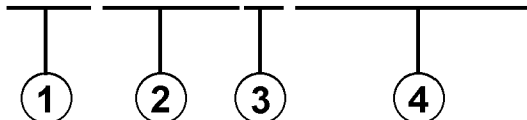
Caterpillar machines are identified by Product Identification Numbers (PIN). Some components included in a machine may be identified by Serial Numbers (S/N). Typical components that will be serialized include engines, transmissions, bulldozers, and rippers. The machine and engine are further identified by arrangement numbers and in some cases modification numbers. These numbers are shown on the product identification plate(s) and on the master plate in the operator's compartment.

Caterpillar dealers need all of these numbers to determine accurate parts identification.

New Feature

Effective First Quarter 2001 the Caterpillar Product Identification Number (PIN) changed from 8 to 17 characters. In an effort to provide uniform equipment identification, Caterpillar and other construction equipment manufacturers are moving to comply with the latest version of the product identification numbering standard. Non-road machine PINs are defined by ISO 10261. The new PIN format will apply to all Caterpillar machines and generator sets. The PIN plates and frame marking will display the 17 character PIN. The new format will look like the following:

CAT 0789BG 6SL12345



The diagram shows the PIN format *CAT 0789BG 6SL12345* with a horizontal line underneath. Below the line, four vertical lines connect to circles containing the numbers 1, 2, 3, and 4. The first three characters (CAT) are under bracket 1. The next five characters (0789BG) are under bracket 2. The character 6 is under bracket 3. The last seven characters (SL12345) are under bracket 4.

Where:

1. Caterpillar's World Manufacturing Code (characters 1-3)
2. Machine Descriptor (characters 4-8)
3. Check Character (character 9)
4. Machine Indicator Section (MIS) or Product Sequence Number (characters 10-17). These were previously referred to as the Serial Number.

Machines and generator sets produced before First Quarter 2001 will maintain their 8 character PIN format.

Components such as engines, transmissions, axles, etc. and work tools will continue to use an 8 character Serial Number (S/N).

2. ORDERING PARTS

WARNING

When replacement parts are required for this product Caterpillar recommends using Caterpillar replacement parts or parts with equivalent specifications including, but not limited to, physical dimensions, type, strength and material.

Failure to heed this warning can lead to premature failures, product damage, personal injury or death.

Quality Caterpillar replacement parts are available from Caterpillar dealers throughout the world. Their parts inventories are up to date and include all parts normally required to protect your investment in Caterpillar machines. Dealers may offer repair kits or remanufactured parts to allow selection of the most effective repair alternative for a particular situation. When ordering parts, your order should specify the quantity, part number, part name, and the serial number/product identification number of the machine for which the parts are needed.

3. PARTS MANUAL ORGANIZATION

Product information in this manual is presented as "information elements" that represent all of the components for the specific model. Engine Arrangement and Seat Group are examples of information elements. The information elements are organized alphabetically by part name and secondarily by part number within each major section of the manual.

4. TABLE OF CONTENTS

A table of contents (TOC) is found at the beginning of the manual. The TOC lists each section of the manual with a complete list of all information elements organized as they appear in the manual. Page numbers are provided for quick reference to detailed parts identification illustrations and serviceable consist lists.

5. MAINTENANCE PARTS INDEX

The Maintenance Parts Index, located near the beginning of the manual, references most frequently used maintenance part numbers, providing description, quantity, usage and page number. This information is organized alphabetically by part description.

GENERAL INFORMATION

6. INDEX

The index located near the front of the manual is an alphabetical listing of all information elements included in the manual. Page numbers are provided for quick reference to detailed parts identification illustrations and serviceable consist lists.

7. PART NUMBER INDEX

A numerical index listing all part numbers and the corresponding page number(s) appears at the back of the manual.

8. CAPTIONS

Captions located at the beginning of each information element identify the part number and part name along with additional descriptive information. PIN and S/N information found in each caption should be used to select correct information for a specific machine. Field replacement options, identification of optional attachment components, and where used ("part of") information is also provided.

The first line of a caption is shown in larger type font to indicate the beginning of an information element. Captions for additional pages that may be required to illustrate an information element will be shown in standard type font and will include the term (*contd.*) .

9. NON-SERVICED PARTS

In some instances it is necessary to display non-serviced parts that are a link to a lower level serviceable consist lists. These non-serviced part numbers are shown in *italic* type indicating that they are not available.

10. PARTS LIST REFERENCE NUMBERS

Numbers shown in the Ref No column correspond to numbers used in the associated graphic(s). An alphabetic suffix may be added to a reference number to identify lower level consist items. Numbers shown in the Graphic Ref column refer to the graphic number identifier displayed in the lower left corner of each illustration. The Graphic Ref number may be used in combination with the item Ref No to determine the correct part number. There may be intentional omission of a Ref No in a consist list as information is updated to reflect the latest serviceable part numbers.

11. INDENTED PART NAMES

When a part name is indented in a parts list, it is part of (included in) the group or assembly under which it is indented.

12. ILLUSTRATION REFERENCE LETTERS

When necessary, illustrations contain reference letters (A, B, C etc.) that are intended to track lines and harnesses from one point to another. They are also used to show where to reconnect illustrations that have been separated.

13. ABBREVIATIONS AND SYMBOLS

O.D. – Outside Diameter
I.D. – Inside Diameter
A – Not Part Of This Group
B – Use As Required
C – Change From Previous Type
D – Order By The Meter
E – Order By The Centimeter
F – Not Shown
G – Order By The Inch
I – Refer To Hydraulic Information System
M – Metric Part
R – Remfg Part May Be Available
Y – Separate Illustration
Z – Not Serviced Separately

 **New Feature**

14.<END>

This symbol indicates the end of an information element.

NOTE:

Continuing improvement and advancement of product design may cause changes to your machine which may not be included in this publication. Whenever a question arises regarding your caterpillar product or this publication, please consult your caterpillar dealer for the latest available information.

GENERAL INFORMATION

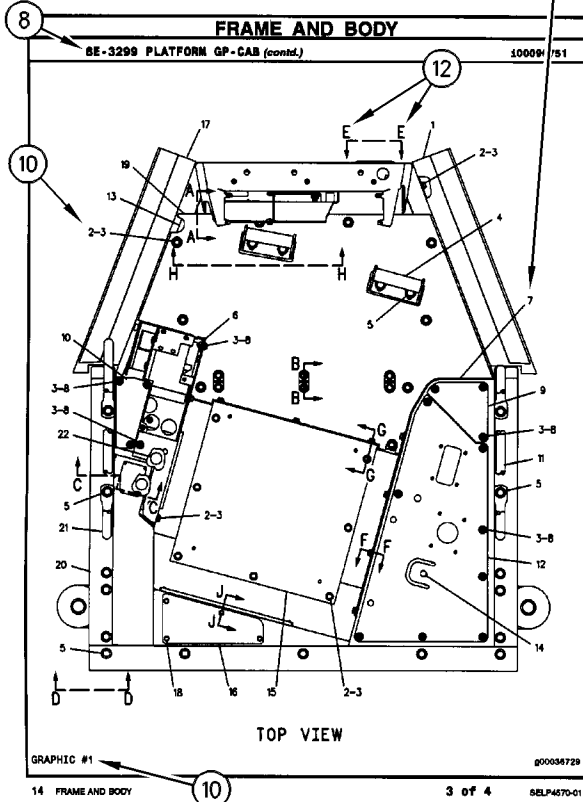
| 8 FRAME AND BODY | | | | | |
|-------------------------|--------|-------------|-------------|-----|----------------------------|
| BE-3299 PLATFORM GP-CAB | | | | | |
| PIN 3841-99999 | | | | | |
| | | | | | 100090751 |
| NOTE | REF NO | GRAPHIC REF | PART NUMBER | QTY | PART NAME & PRODUCT LEVEL |
| | 1 | | 31-2982 | 1 | PLATE AS |
| | 2 | | 88-2986 | 25 | BOLT (3/8-18X.750IN) |
| | 3 | | 88-1078 | 41 | WASHER-HARD (.38M THK) |
| | 4 | | 88-1444 | 2 | SUPPORT AS-FOOT |
| | 5 | | 77-2229 | 19 | BOLT (1/2-13X1.75IN) |
| | 6 | | 88-2978 | 19 | WASHER-HARD (.48M THK) |
| | 7 | | 88-8136 | 2 | COVER AS-LH |
| | 8 | | 88-2978 | 6 | NUT-WELD (3/8-16 THD) |
| | 9 | | 17-8189 | 1 | CLIP |
| | 10 | | 78-2411 | 4 | COVER |
| | 11 | | 84-0486 | 18 | SCREW-HEAD (3/8-18X.875IN) |
| | 12 | | 88-2974 | 1 | COVER |
| | 13 | | 88-2972 | 1 | GASKET |
| | 14 | | 88-2980 | 1 | GASKET |
| | 15 | | 31-3496 | 1 | HANDHOLD |
| | 16 | | 88-2978 | 1 | COVER AS |
| | 17 | | 88-2978 | 8 | NUT-WELD (3/8-16 THD) |
| | 18 | | 88-2978 | 1 | GASKET |
| | 19 | | 77-0131 | 1 | FLOORPLATE AS |
| | 20 | | 17-0748 | 4 | NUT-WELD (1/2-13 THD) |
| | 21 | | 77-8087 | 1 | PLUS-BUTTON |
| | 22 | | 77-0136 | 1 | PLATE AS |
| | 23 | | 88-2978 | 5 | NUT-WELD (3/8-16 THD) |
| | 24 | | 77-8089 | 1 | COVER |
| | 25 | | 77-0770 | 1 | GASKET |
| | 26 | | 31-2981 | 1 | PLATE AS |
| | 27 | | 81-8484 | 4 | BOLT (1/4-20X.825IN) |
| | 28 | | 81-8486 | 4 | WASHER-HARD (.28M THK) |
| | 29 | | 81-8484 | 1 | FLOOR MAT |
| | 30 | | 88-8846 | 1 | MODULE AS-OPERATOR |
| | 31 | | 31-3494 | 1 | HANDHOLD |
| | 32 | | 88-8871 | 2 | PLUS |
| | 33 | | 81-8384 | 4 | BOLT (1/4-20X.825IN) |
| | 34 | | 81-8486 | 4 | WASHER-HARD (.28M THK) |
| | 35 | | 88-2982 | 17 | BOLT (3/8-18X.750IN) |
| | 36 | | 88-1078 | 21 | WASHER-HARD (.38M THK) |
| | 37 | | 77-0136 | 1 | SEAL |
| | 38 | | 78-0878 | 2 | BOLT (3/4-10X5.5IN) |
| | 39 | | 78-0882 | 2 | WASHER-HARD (.58M THK) |
| | 40 | | 31-3489 | 2 | PLATE AS |
| | 41 | | 31-3390 | 1 | PLATE AS |
| | 42 | | 78-2981 | 8 | SPACER |
| | 43 | | 31-3581 | 1 | SEAL |
| | 44 | | 78-8817 | 1 | GASKET |
| | 45 | | 78-8818 | 1 | COVER AS |
| | 46 | | 88-2978 | 2 | WASHER |
| | 47 | | 88-2928 | 2 | SCREW-KOBBLED |
| | 48 | | 88-2428 | 1 | COVER |
| | 49 | | 88-8887 | 1 | COVER |
| | 50 | | 88-2921 | 8 | SCREW-BOCKET HEAD |
| | 51 | | 88-2148 | 8 | MOUNTING |
| | 52 | | 88-0927 | 2 | PLATE |
| | 53 | | 78-0889 | 2 | BOLT (1/2-8X5.5IN) |
| | 54 | | 78-0873 | 2 | WASHER-HARD |
| | 55 | | 41-8484 | 4 | BOLT (3/8-18X1.02IN) |
| | 56 | | 31-6783 | 1 | COVER |

12 FRAME AND BODY 1 of 4 SELP 170-01

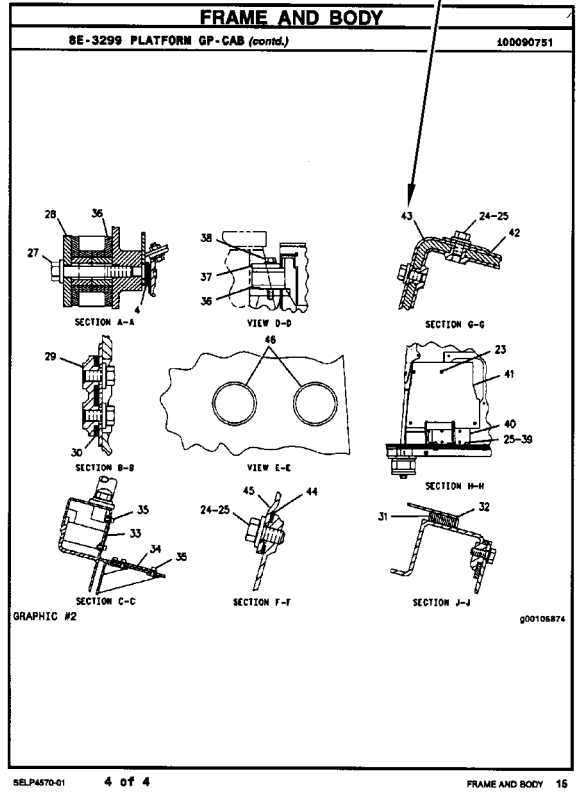
| FRAME AND BODY | | | | | |
|----------------------------------|--------|-------------|-------------|-----|---------------------------|
| BE-3299 PLATFORM GP-CAB (contd.) | | | | | |
| | | | | | 100090751 |
| NOTE | REF NO | GRAPHIC REF | PART NUMBER | QTY | PART NAME & PRODUCT LEVEL |
| | 41 | | 88-8818 | 1 | COVER |
| | 42 | | 77-0134 | 1 | PLATE |
| | 43 | | 77-0128 | 1 | GASKET |
| | 44 | | 78-8724 | 1 | GASKET |
| | 45 | | 78-8723 | 1 | COVER |
| | 46 | | 88-1069 | 2 | PLUS-BUTTON |

M-METRIC PART

SELP4870-1 2 of 4 FRAME AND BODY 13



14 FRAME AND BODY 3 of 4 SELP4870-01



SELP4870-01 4 of 4 FRAME AND BODY 15

GÉNÉRALITÉS

1. IDENTIFICATION DE LA MACHINE

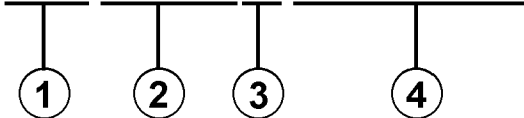
Toutes les machines Caterpillar portent un numéro d'identification (PIN). Certains composants des machines peuvent porter des numéros de série (S/N). En général, parmi les composants qui portent des numéros de série il y a les moteurs, les transmissions, les bulldozers et les rippers. En plus, la machine et le moteur peuvent recevoir des numéros de version, et dans certains cas, de modification. Ces numéros figurent sur les plaques de numéro de série et sur la plaque signalétique principale qui se trouve dans le poste de conduite.

Les concessionnaires Caterpillar doivent connaître tous ces numéros pour identifier correctement les pièces.

Nouvelle Caractéristique

À partir du premier trimestre 2001, le numéro d'identification produit (PIN) Caterpillar passe de 8 à 17 caractères. Afin de permettre une identification uniforme des matériels, Caterpillar et d'autres constructeurs de machines de travaux publics s'efforcent de se conformer à la norme la plus récente portant sur les numéros d'identification des produits. Les numéros d'identification (PIN) de machines de chantier sont définis par la norme ISO 10261. Le nouveau format du numéro d'identification est valable pour toutes les machines et tous les groupes électrogènes Caterpillar. Le numéro d'identification produit (PIN) figurant sur la plaque et sur le châssis se composera de 17 caractères. Le nouveau format ressemblera à ceci:

* C A T 0 7 8 9 B G 6 S L 1 2 3 4 5 *



Il se décomposera de la façon suivante:

1. Code international de fabrication de Caterpillar (caractères 1 à 3)
2. Descriptif de la machine (caractères 4 à 8)
3. Contrôle (caractère 9)
4. Indicateur machine (MIS) ou numéro de séquence produit (caractères 10 à 17). Ceux-ci étaient auparavant désignés sous le terme de numéro de série.

Les machines et les groupes électrogènes construits avant le premier trimestre 2001 garderont le format à 8 caractères du numéro d'identification produit (PIN).

Les organes tels que les moteurs, les boîtes de vitesses, les essieux, etc., continueront d'être désignés par un numéro de série (S/N) à 8 caractères.

2. COMMANDE DE PIÈCES

DANGER

Lorsqu'il faut remplacer des pièces de rechange pour ce produit Caterpillar recommande d'utiliser les pièces de rechange Caterpillar ou les pièces qui ont des spécifications équivalentes dont les dimensions physiques, le type, la force et le matériau. Ces équivalences ne se limitent pas à l'énoncé précédent.

L'inobservation de cette mise en garde peut entraîner des défaillances prématurées, des dommages au produit, des blessures ou même la mort.

Les concessionnaires Caterpillar fournissent dans le monde entier des pièces de rechange de qualité Caterpillar. Leurs stocks de pièces sont constamment réapprovisionnés et comptent toutes les pièces nécessaires pour assurer la bonne marche de vos machines Caterpillar. Certains concessionnaires proposent également des kits de réparation ou des pièces rénovées, ce qui permet de choisir la solution la plus économique dans une situation donnée. Lors des commandes de pièces, mentionner la quantité, le numéro et la désignation des pièces ainsi que le numéro de série ou le numéro d'identification (PIN) de la machine pour laquelle ces pièces sont requises.

3. ORGANISATION DU CATALOGUE DE PIÈCES

Les renseignements sur les produits sont présentés sous forme de "Information element" (élément d'information) représentant tous les composants d'un modèle donné. "Engine Arrangement" (version de moteur) et "Seat Group" (assemblage de siège) sont des exemples d'éléments d'information. Les éléments d'information sont classés par ordre alphabétique par la désignation standard des pièces et par numéros de pièces dans chaque partie importante du manuel.

GÉNÉRALITÉS

4. TABLE DES MATIÈRES

Nouvelle Caractéristique

La table des matières se trouve au début du manuel. La table des matières fournit la liste de tous les chapitres du manuel avec une liste complète de tous les éléments d'information classés par ordre d'apparition dans le manuel. Les numéros de page sont fournis afin que l'utilisateur puisse trouver rapidement les illustrations détaillées concernant l'identification des pièces et les listes des pièces d'entretien.

5. INDEX DES PIÈCES D'ENTRETIEN

La rubrique "Index des pièces d'entretien" qui se trouve au début du manuel renvoie aux pièces d'entretien les plus fréquemment utilisées en précisant la désignation, la quantité, là où la pièce est utilisée et le numéro de page. Ces pièces sont classés par ordre alphabétique.

6. INDEX

L'index qui se trouve vers le début du manuel est une liste alphabétique de tous les éléments d'information du manuel. Les numéros de page sont fournis afin que l'utilisateur puisse trouver rapidement les illustrations détaillées concernant l'identification des pièces et les listes des pièces d'entretien.

7. INDEX DES NUMÉROS DE PIÈCES

Une liste numérique de tous les numéros de pièces et des pages correspondantes se trouve à la fin du manuel.

8. LÉGENDES

Les légendes qui se trouvent en haut de chaque page de chaque élément d'information fournissent le numéro de pièce, la désignation ainsi que des renseignements supplémentaires sur les pièces. Les renseignements concernant les numéros de série (S/N) qui se trouvent dans chaque légende doivent être utilisés pour sélectionner les informations correctes pour un moteur donné. Les informations concernant les options de remplacement sur le chantier, l'identification des composants des équipements offerts en option et les lieux d'application sont aussi fournies.

Nouvelle Caractéristique

Les lettres de la première ligne d'une légende sont présentées en police plus grande afin d'indiquer le début d'une unité d'information. Les légendes qui pourraient être requises pour des pages supplémentaires afin d'illustrer une unité d'information seront présentées en police standard et comprendront le terme (à suivre).

9. PIÈCES NON FOURNIES

Nouvelle Caractéristique

Dans certains cas, il est nécessaire d'indiquer les pièces non fournies qui sont en aval de la liste des pièces d'entretien. Les numéros des pièces non fournies dans la liste des pièces et les légendes seront en italique pour signaler qu'ils ne sont pas disponibles.

10. NUMÉROS DE RÉFÉRENCE DE LA LISTE DES PIÈCES

Nouvelle Caractéristique

Les numéros indiqués dans la colonne des numéros de références correspondent aux numéros utilisés dans les illustrations auxquelles ils sont associés. Un suffixe alphabétique peut être ajouté à un numéro de référence pour identifier la liste des articles en aval. Les numéros indiqués dans la colonne de référence de l'illustration renvoient à l'identification du numéro affiché dans le coin inférieur gauche de chaque illustration. Le numéro de référence de l'illustration pourrait être utilisé avec le numéro de référence de l'article pour déterminer le numéro de pièce correct. Il peut y avoir une omission intentionnelle d'un numéro de référence dans une liste de pièces suite à la mise à jour des informations en vue de refléter les numéros de pièces les plus récentes.

11. DÉSIGNATIONS DE PIÈCES EN RETRAIT

Lorsqu'une désignation de pièce est en retrait, cela veut dire que l'article en regard fait partie de l'ensemble sous lequel il figure.

12. LETTRES DE RÉFÉRENCE DES ILLUSTRATIONS

Quand cela est nécessaire, les illustrations comportent des lettres de référence (A, B, C, etc.) pour montrer le trajet des canalisations et faisceaux de câbles d'un point à l'autre. Elles sont utilisées également pour indiquer où relier les illustrations séparées auparavant.

GÉNÉRALITÉS

13. ABRÉVIATIONS ET SYMBOLES

- O.D.** – Diamètre extérieur
- I.D.** – Diamètre intérieur
- A** – Ne fait pas partie de ce groupe
- B** – Utiliser selon besoin
- C** – Modification
- D** – Commander par mètre
- E** – Commander par centimètre
- F** – Non représenté
- G** – Commander par pouce
- I** – Voir "Hydraulic Information System"
- M** – Pièce métrique
- R** – Pièce rénovée éventuellement disponible
- Y** – Illustration séparée
- Z** – Non fourni séparément

NOTA:

En raison du progrès technique et des améliorations continues apportées au matériel, votre machine comporte peut-être des modifications qui n'apparaissent pas dans la présente publication. En cas de doute sur un détail de votre machine Caterpillar ou sur le texte de la présente publication, adressez-vous à votre concessionnaire Caterpillar.

GÉNÉRALITÉS

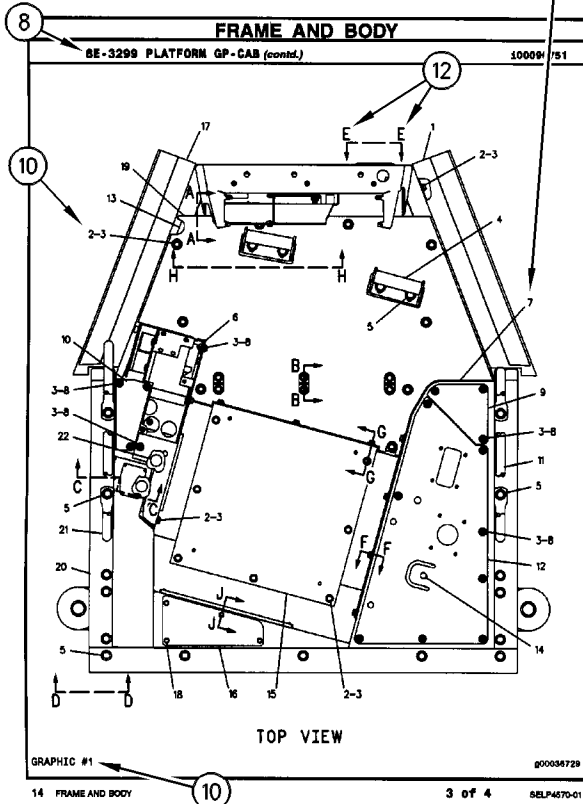
| 8 FRAME AND BODY | | | | | |
|-------------------------|--------|-------------|-------------|-----|---------------------------|
| BE-3299 PLATFORM GP-CAB | | | | | |
| PIN 3841-99999 | | | | | |
| 100090751 | | | | | |
| NOTE | REF NO | GRAPHIC REF | PART NUMBER | QTY | PART NAME & PRODUCT LEVEL |
| | 1 | | 31-2982 | 1 | PLATE AS |
| | 2 | | 66-2986 | 25 | BOLT (3/8-18X.750IN) |
| | 3 | | 66-1076 | 41 | WASHER-HARD (.38M THK) |
| | 4 | | 66-1444 | 2 | SUPPORT AS-FOOT |
| | 5 | | 77-2229 | 19 | BOLT (1/2-13X1IN) |
| | 6 | | 77-2229 | 19 | WASHER-HARD (.48M THK) |
| | 7 | | 66-8126 | 1 | COVER AS-LH |
| | 8 | | 66-8126 | 1 | COVER AS-RH |
| | 9 | | 66-8126 | 1 | COVER AS |
| | 10 | | 66-8126 | 1 | COVER AS |
| | 11 | | 66-8126 | 1 | COVER AS |
| | 12 | | 66-8126 | 1 | COVER AS |
| | 13 | | 66-8126 | 1 | COVER AS |
| | 14 | | 66-8126 | 1 | COVER AS |
| | 15 | | 66-8126 | 1 | COVER AS |
| | 16 | | 66-8126 | 1 | COVER AS |
| | 17 | | 66-8126 | 1 | COVER AS |
| | 18 | | 66-8126 | 1 | COVER AS |
| | 19 | | 66-8126 | 1 | COVER AS |
| | 20 | | 66-8126 | 1 | COVER AS |
| | 21 | | 66-8126 | 1 | COVER AS |
| | 22 | | 66-8126 | 1 | COVER AS |
| | 23 | | 66-8126 | 1 | COVER AS |
| | 24 | | 66-8126 | 1 | COVER AS |
| | 25 | | 66-8126 | 1 | COVER AS |
| | 26 | | 66-8126 | 1 | COVER AS |
| | 27 | | 66-8126 | 1 | COVER AS |
| | 28 | | 66-8126 | 1 | COVER AS |
| | 29 | | 66-8126 | 1 | COVER AS |
| | 30 | | 66-8126 | 1 | COVER AS |
| | 31 | | 66-8126 | 1 | COVER AS |
| | 32 | | 66-8126 | 1 | COVER AS |
| | 33 | | 66-8126 | 1 | COVER AS |
| | 34 | | 66-8126 | 1 | COVER AS |
| | 35 | | 66-8126 | 1 | COVER AS |
| | 36 | | 66-8126 | 1 | COVER AS |
| | 37 | | 66-8126 | 1 | COVER AS |
| | 38 | | 66-8126 | 1 | COVER AS |
| | 39 | | 66-8126 | 1 | COVER AS |
| | 40 | | 66-8126 | 1 | COVER AS |

12 FRAME AND BODY 1 of 4 SELP 170-01

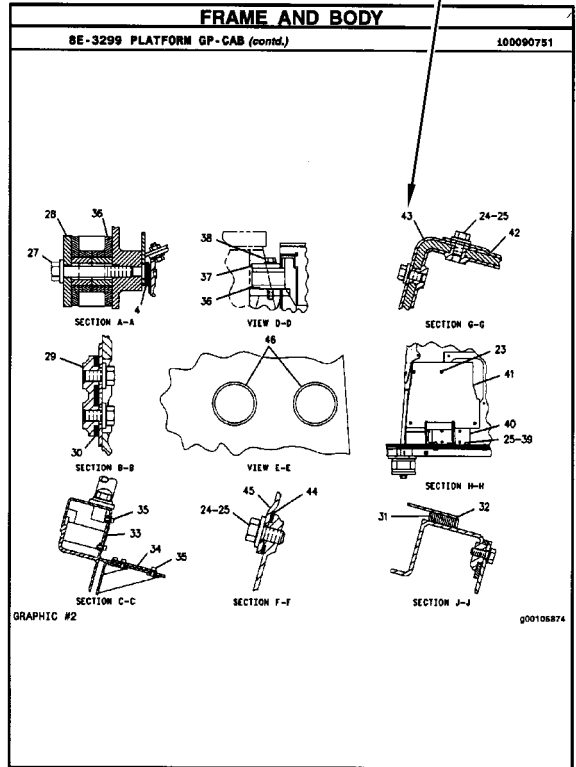
| FRAME AND BODY | | | | | |
|----------------------------------|--------|-------------|-------------|-----|---------------------------|
| BE-3299 PLATFORM GP-CAB (contd.) | | | | | |
| 100090751 | | | | | |
| NOTE | REF NO | GRAPHIC REF | PART NUMBER | QTY | PART NAME & PRODUCT LEVEL |
| | 41 | | 66-8816 | 1 | COVER |
| | 42 | | 77-0124 | 1 | PLATE |
| | 43 | | 77-0128 | 1 | GASKET |
| | 44 | | 78-8724 | 1 | GASKET |
| | 45 | | 78-8729 | 1 | COVER |
| | 46 | | 66-1069 | 2 | PLUS-BUTTON |

M-METRIC PART

SELPA670-01 2 of 4 FRAME AND BODY 13



14 FRAME AND BODY 3 of 4 SELPA670-01



SELPA670-01 4 of 4 FRAME AND BODY 15

INFORMACIÓN GENERAL

1. MÁQUINAS

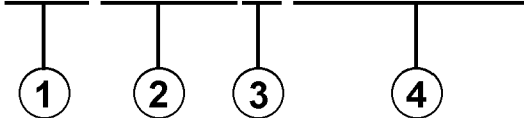
Las máquinas Caterpillar se identifican con Números de Identificación del Producto (PIN). Algunos componentes incluidos en la máquina pueden estar identificados con Números de Serie (N/S). Los componentes que tienen típicamente esta identificación incluyen motores, transmisiones, hojas topadoras y desgarradores. La máquina y el motor se identifican además con Números de Configuración y en algunos casos, Números de Modificación. Estos números están en las placas de identificación del producto o en la placa principal en la cabina del operador.

Los distribuidores Caterpillar necesitan estos números para identificar con exactitud los números de piezas de repuesto.

Nueva Característica

A partir del primer trimestre del 2001, el Número de Identificación de Producto (PIN) de Caterpillar cambió de 8 a 17 caracteres. Para hacer más uniforme el método de identificación de equipos, Caterpillar y otros fabricantes de equipo de construcción han tomado medidas para cumplir con la versión más reciente de la norma de numeración de identificación de productos. Los Números de Identificación de Producto para máquinas que no se operan en carreteras son definidos por la norma ISO 10261. El nuevo formato PIN corresponderá a todas las máquinas y grupos electrógenos Caterpillar. Las placas y los caracteres PIN estampados en el bastidor mostrarán el PIN de 17 caracteres. El nuevo formato tendrá la apariencia siguiente:

CAT 0789BG 6SL12345



Significado de los caracteres:

1. Código de Fabricación Mundial de Caterpillar (caracteres 1-3)
2. Sección Descriptor de la Máquina (caracteres 4-8)
3. Carácter de Verificación (carácter 9)

4. Sección Indicador de la Máquina (MIS) o Número de Secuencia de Producto (caracteres 10-17). Anteriormente, estos caracteres constituían el Número de Serie.

Las máquinas y grupos electrógenos producidos antes del primer semestre del 2001 mantendrán su formato PIN de 8 caracteres.

Los componentes como motores, transmisiones, ejes, herramientas de trabajo, etc., continuarán usando un Número de Serie (S/N) de 8 caracteres.

2. COMO PEDIR REPUESTOS

ADVERTENCIA

Cuando se necesiten piezas de repuesto para este producto, Caterpillar recomienda usar piezas de repuesto Caterpillar o piezas que tengan especificaciones equivalentes incluyendo, pero sin estar limitadas a, dimensiones físicas, tipo, fortaleza y material.

El no hacer caso de esta advertencia puede llevar a fallas prematuras, daños al producto y lesiones graves o mortales.

Las piezas de repuesto Caterpillar de calidad están a la disposición de los distribuidores Caterpillar en todo el mundo. Sus existencias actualizadas incluyen todas las piezas normalmente requeridas para proteger su inversión en máquinas Caterpillar. Los distribuidores pueden tener juegos de reparación o piezas remanufacturadas para permitir la selección de la mejor alternativa de reparación en un caso en particular. Al pedir piezas de repuesto, especifique en su pedido la cantidad, el número de pieza, el nombre de la pieza y el número de serie/número de identificación del producto, de la máquina para la cual se necesitan estas piezas.

3. ORGANIZACION DEL MANUAL DE PIEZAS

La información sobre el producto, se presenta en este manual, como "elementos de información" que representan todos los componentes de un modelo específico. Las configuraciones de motores y los grupos de asientos son ejemplos de elementos de información. Los elementos de información están organizados primeramente por nombres de piezas en orden alfabético y en segundo lugar, por el número de pieza dentro de cada sección principal del manual.

INFORMACIÓN GENERAL

4. CONTENIDO

La página de Contenido se encuentra al principio del manual. El Contenido indica cada sección del manual con una lista completa de todos los elementos de información organizados en el orden que aparecen en el manual. Los números de página proporcionan una referencia rápida a las ilustraciones detalladas de identificación de piezas y a las listas de componentes de repuesto de dichas piezas.

5. ÍNDICE DE PIEZAS DE MANTENIMIENTO

Al principio de este catálogo se encuentra un índice de los números de piezas utilizadas más frecuentemente para el mantenimiento, que incluye descripción, cantidad necesaria, lugar de utilización y número de página. Esta información está organizada alfabéticamente, por descripción de la pieza.

6. ÍNDICE

El Índice, ubicado cerca del principio del manual, es una lista en orden alfabético de todos los elementos de información incluidos en el manual. Los números de página proporcionan una referencia rápida a las ilustraciones detalladas de identificación de piezas y a las listas de componentes de repuesto de dichas piezas.

7. INDICE NUMÉRICO DE PIEZAS

Un índice numérico de piezas con el correspondiente número de página aparece al final de este catálogo.

8. TÍTULOS

Los títulos ubicados al principio de cada elemento de información identifican el número y el nombre de la pieza junto con información descriptiva. Se debe usar información sobre los Números de Identificación de Pieza (PIN) y los números de serie (S/N) para seleccionar la información que corresponda a una máquina en particular. También se suministra información sobre las opciones de reparación en el campo, la identificación de componentes de accesorios optativos y el lugar de ubicación de la pieza ("es parte de").

La primera línea del título se muestra con un tipo de letra más grande para indicar el comienzo de un elemento de información. Si se requieren páginas adicionales para ilustrar un elemento de información, los títulos se muestran con un tipo de letra normal y la continuación se indica entre paréntesis.

9. PIEZAS QUE NO SE SUMINISTRAN COMO REPUESTO

En algunos casos es necesario indicar piezas que no se suministran como repuesto pero que pueden estar conectadas a listas de componentes de otras piezas de repuesto. En tal caso, dichas piezas se muestran en cursiva para indicar que no son piezas disponibles.

10. NÚMEROS DE REFERENCIA

Los números en la columna de No. de Referencia corresponden a los números indicados en la ilustración que pertenece a ese número de pieza. Los números que tienen un sufijo alfabético identifican artículos de las listas de componentes de piezas. Los números en la columna de Referencia de la ilustración se identifican en la esquina inferior izquierda de cada ilustración. Para determinar el número de pieza correcto se puede utilizar tanto el No. de Referencia de la ilustración como el No. de Referencia del artículo. A medida que se actualiza la información para indicar los más recientes números de piezas de repuesto, puede omitirse intencionalmente un No. de Referencia en una lista de componentes de piezas.

11. NOMBRES DE PIEZA SANGRADOS

Cuando el nombre de una pieza está sangrado en una lista, significa que esta pieza forma parte del grupo o conjunto del renglón inmediatamente superior.

12. LETRAS DE REFERENCIA DE ILUSTRACIONES

Las ilustraciones contienen algunas veces letras de referencia (A, B, C etc.) cuyo propósito es seguir el trayecto de líneas y mazos de cables de un punto a otro. También se utilizan para mostrar dónde volver a unir ilustraciones que se habían separado.

INFORMACIÓN GENERAL

13. ABREVIATURAS Y SIMBOLOS

O.D. – Diámetro exterior

I.D. – Diámetro interior

A – No es pieza de este grupo

B – Utilizado según la demanda

C – Indica cambio

D – Se pide por metro

E – Se pide por centímetro

F – No se muestra

G – Se pide por pulgada

I – Consulte el sistema de información hidráulica

M – Pieza métrica

R – Puede estar disponible como pieza remanufacturada

Y – Ilustración separada

Z – No se suministra por separado



Nueva Característica

14.<END>

Este símbolo indica el final de un elemento de información.

NOTA:

Las continuas mejoras y adelantos en diseño podrían originar cambios a su máquina que no se incluyen en esta publicación. Cuando tenga alguna pregunta acerca de su producto Caterpillar o de esta publicación, consulte al distribuidor Caterpillar para obtener la información más reciente.

INFORMACIÓN GENERAL

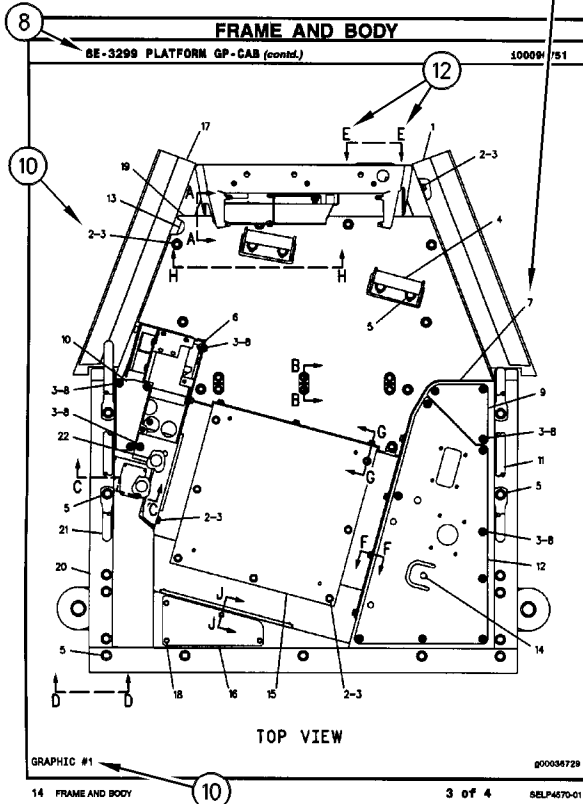
| 8 FRAME AND BODY | | | | | |
|-------------------------|--------|-------------|-------------|-----|----------------------------|
| BE-3299 PLATFORM GP-CAB | | | | | |
| PIN 3841-99999 | | | | | |
| | | | | | 100090751 |
| NOTE | REF NO | GRAPHIC REF | PART NUMBER | QTY | PART NAME |
| | 1 | | 31-2982 | 1 | PLATE AS |
| | 2 | | 88-2986 | 25 | BOLT (3/8-18X.750IN) |
| | 3 | | 88-1076 | 41 | WASHER-HARD (.38M THK) |
| | 4 | | 88-1444 | 2 | SUPPORT AS-FOOT |
| | 5 | | 77-2229 | 19 | BOLT (1/2-13X1IN) |
| | 6 | | 88-2978 | 19 | WASHER-HARD (.48M THK) |
| | 7 | | 88-8136 | 2 | COVER AS-LH |
| | 8 | | 88-2978 | 6 | NUT-WELD (3/8-16 THD) |
| | 9 | | 17-8189 | 1 | CLIP |
| | 10 | | 78-2411 | 4 | COVER |
| | 11 | | 84-0486 | 18 | SCREW-HEAD (3/8-18X.875IN) |
| | 12 | | 88-2974 | 1 | COVER |
| | 13 | | 88-2972 | 1 | GASKET |
| | 14 | | 88-2980 | 1 | GASKET |
| | 15 | | 31-3496 | 1 | HANDHOLD |
| | 16 | | 88-2978 | 1 | COVER AS |
| | 17 | | 88-2978 | 8 | NUT-WELD (3/8-16 THD) |
| | 18 | | 88-2978 | 1 | GASKET |
| | 19 | | 77-0131 | 1 | FLOORPLATE AS |
| | 20 | | 17-0748 | 4 | NUT-WELD (1/2-13 THD) |
| | 21 | | 77-8087 | 1 | PLUS-BUTTON |
| | 22 | | 77-0136 | 1 | PLATE AS |
| | 23 | | 88-2978 | 5 | NUT-WELD (3/8-16 THD) |
| | 24 | | 77-8089 | 1 | COVER |
| | 25 | | 77-0770 | 1 | GASKET |
| | 26 | | 31-2981 | 1 | PLATE AS |
| | 27 | | 81-8484 | 4 | BOLT (1/4-20X.825IN) |
| | 28 | | 81-8486 | 4 | WASHER-HARD (.28M THK) |
| | 29 | | 81-8484 | 1 | FLOOR MAT |
| | 30 | | 88-8846 | 1 | MODULE AS-OPERATOR |
| | 31 | | 31-3494 | 1 | HANDHOLD |
| | 32 | | 88-2978 | 1 | COVER AS |
| | 33 | | 88-2978 | 2 | PLUS |
| | 34 | | 81-8384 | 4 | BOLT (1/4-20X.825IN) |
| | 35 | | 81-8486 | 4 | WASHER-HARD (.28M THK) |
| | 36 | | 88-2982 | 17 | BOLT (3/8-18X.750IN) |
| | 37 | | 88-1076 | 21 | WASHER-HARD (.38M THK) |
| | 38 | | 77-0136 | 1 | SEAL |
| | 39 | | 78-0878 | 2 | BOLT (3/4-10X5IN) |
| | 40 | | 78-0882 | 2 | WASHER-HARD (.58M THK) |
| | 41 | | 31-3489 | 2 | PLATE AS |
| | 42 | | 31-3380 | 1 | PLATE AS |
| | 43 | | 78-8881 | 8 | SPACER |
| | 44 | | 31-3381 | 1 | SEAL |
| | 45 | | 78-8817 | 1 | GASKET |
| | 46 | | 78-8818 | 1 | COVER AS |
| | 47 | | 88-2978 | 2 | WASHER |
| | 48 | | 88-2928 | 2 | SCREW-KOBBLED |
| | 49 | | 88-2428 | 1 | COVER |
| | 50 | | 88-8887 | 1 | COVER |
| | 51 | | 88-2921 | 8 | SCREW-BOCKET HEAD |
| | 52 | | 88-3148 | 8 | MOUNTING |
| | 53 | | 88-0927 | 2 | PLATE |
| | 54 | | 78-0889 | 2 | BOLT (1/2-8X5IN) |
| | 55 | | 78-0873 | 2 | WASHER-HARD |
| | 56 | | 41-8484 | 4 | BOLT (3/8-18X1.02IN) |
| | 57 | | 31-6783 | 1 | COVER |

12 FRAME AND BODY 1 of 4 SELP 170-01

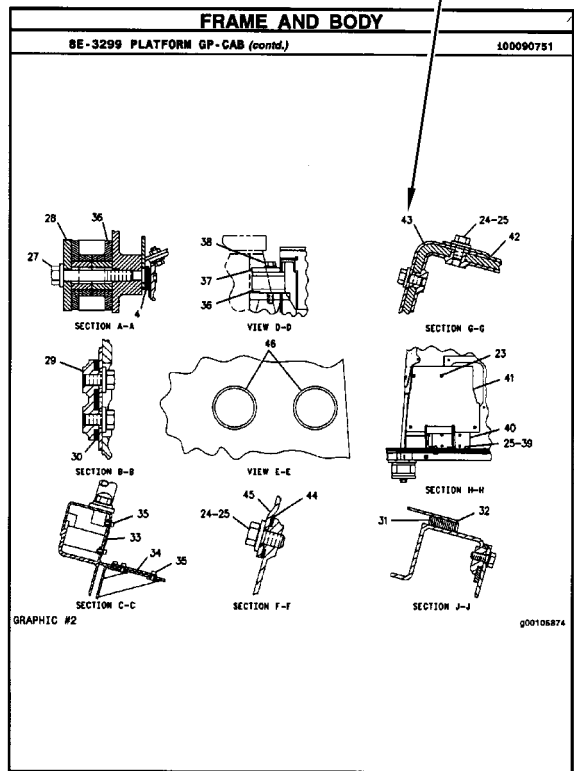
| FRAME AND BODY | | | | | |
|----------------------------------|--------|-------------|-------------|-----|-------------|
| BE-3299 PLATFORM GP-CAB (contd.) | | | | | |
| | | | | | 100090751 |
| NOTE | REF NO | GRAPHIC REF | PART NUMBER | QTY | PART NAME |
| | 41 | | 88-8816 | 1 | COVER |
| | 42 | | 77-0134 | 1 | PLATE |
| | 43 | | 77-0128 | 1 | GASKET |
| | 44 | | 78-8724 | 1 | GASKET |
| | 45 | | 78-8723 | 1 | COVER |
| | 46 | | 88-1969 | 2 | PLUS-BUTTON |

M-METRIC PART

SELPA670-01 2 of 4 FRAME AND BODY 13



14 FRAME AND BODY 3 of 4 SELPA670-01



SELPA670-01 4 of 4 FRAME AND BODY 15

INFORMAÇÃO GERAL

1. IDENTIFICAÇÃO DA MÁQUINA

As máquinas Caterpillar são identificadas pelos Números de Informação do Produto (PIN). Alguns componentes incluídos numa máquina podem ser identificados por Números de Série (S/N). Componentes típicos que serão enumerados com números de série incluem motores, transmissões, lâminas e ríperes. Além do número de série, a máquina e o motor são ainda identificados por números de arranjo e, em alguns casos, números de modificações. Tais números encontram-se na(s) placa(s) de identificação do produto e na placa mestre no compartimento do operador.

Novidades

A partir do primeiro trimestre de 2001 o Número de Identificação de Produto da Caterpillar (PIN) precisa ser mudado de 8 para 17 caracteres. Esforçando-se para fornecer uma identificação uniforme de equipamentos, a Caterpillar e outros fabricantes de equipamento de construção estão mudando para atender a versão mais atualizada do padrão de identificação de produtos. Os números de PIN para produtos de aplicações não rodoviárias são definidos pela ISO 10261. O novo formato de número PIN será adotado em todas as máquinas e grupos geradores Caterpillar. As placas e as marcações do chassi mostrarão os 17 dígitos de PIN. O novo formato terá a seguinte disposição:

* C A T 0 7 8 9 B G 6 S L 1 2 3 4 5 *

1 2 3 4

Onde:

1. Código de Fabricação Mundial da Caterpillar (dígitos 1-3)
2. Descrição da Máquina (dígitos 4-8)
3. Dígito de Verificação (dígito 9)
4. Seção de Indicador da Máquina (MIS) ou Número de Sequência de Produto (dígitos 10-17). Estes eram anteriormente chamados de Número de Série.

Máquinas e grupos geradores produzidos antes do primeiro trimestre de 2001 manterão o formato de 8 caracteres de PIN.

Componentes como motores, transmissões, eixos, ferramentas de trabalho, etc. continuarão a usar Número de Série (S/N) com oito caracteres.

2. COMO OBTER PEÇAS

CUIDADO

Quando peças de substituição são exigidas para este produto, a Caterpillar recomenda a utilização de peças de substituição Caterpillar ou peças com as especificações equivalentes incluindo, mas não limitadas, à dimensões físicas, tipos, resistência e materiais.

A inobservância desta advertência poderá resultar em falhas prematuras, danos ao produto, ferimentos ou morte.

As Peças de Reposição de Qualidade Caterpillar encontram-se disponíveis nos revendedores Caterpillar no mundo inteiro. Seus estoques de peças são atualizados e incluem todas as peças normalmente necessárias para proteger seu investimento em máquinas Caterpillar. Alguns revendedores podem oferecer jogos de reparo ou peças de troca/remanufaturadas disponíveis como uma opção da alternativa de reparo mais eficaz para uma situação específica. Ao encomendar peças, seu pedido deve especificar a quantidade, o número e o nome da peça e o número de série/número de identificação do produto referentes à máquina para a qual as peças se destinam.

3. ORGANIZAÇÃO DO MANUAL DE PEÇAS

A informação do produto neste manual é apresentada em forma de "elementos de informação" que representam todos os componentes para o modelo específico. Arranjo de Motor e Grupo de Assento são exemplos de elementos de informação. Os elementos de informação são organizados em ordem alfabética por nome de peça ou secundariamente, por número de peça incluído em cada seção principal do manual.

4. LISTA DE CONTEÚDOS

A Lista de Conteúdos (TOC) se encontra no princípio do manual. A Lista de Conteúdos (TOC) relaciona em cada seção do manual uma lista completa com todos os elementos de informação organizados conforme aparecem no manual. Números de página são fornecidos para que se tenha referência rápida de ilustrações de peças detalhadas e listas de conteúdos que podem receber serviço de manutenção.

INFORMAÇÃO GERAL

5. ÍNDICE DE PEÇAS DE MANUTENÇÃO

O Índice de Peças de Manutenção, localizado perto do princípio do manual, faz referência aos números de peça de manutenção usados com maior frequência, fornecendo uma descrição, a quantidade, o uso e o número de página. Esta informação é organizada com a descrição da peça em ordem alfabética.

6. ÍNDICE

O Índice localizado perto do princípio do manual, consiste de uma lista em ordem alfabética de todos os elementos de informação incluídos no manual. Números de página são fornecidos para que se tenha referência rápida de ilustrações de peças detalhadas e listas de conteúdos que podem receber serviço de manutenção.

7. ÍNDICE DE NÚMERO DE PEÇA

Um índice numérico relacionando todos os números de peça e a(s) página(s) correspondentes, aparece no final do manual.

8. LEGENDAS

As legendas localizadas no início de cada elemento de informação identificam o número e o nome de peça, juntamente com informação descritiva adicional. Informações sobre o Número de Informação do Produto (PIN) e o Número de Série (S/N) encontradas em cada legenda devem ser usadas para selecionar a informação correta sobre uma máquina específica. Opções de substituição no campo, identificação de componentes de acessórios opcionais e informações sobre onde são utilizados ("parte de") são também fornecidas.

A primeira linha de uma legenda é indicada em tipo maior para indicar o princípio de um elemento de informação. Legendas para páginas adicionais que podem ser necessárias para ilustrar um elemento de informação serão apresentadas em tipo padrão e incluirão o termo (*continua*) .

9. NÃO DISPONÍVEL SEPARADAMENTE

Em alguns casos, é necessário mostrar peças não disponíveis separadamente que têm uma ligação com listas de conteúdos de nível inferior que podem receber serviço de manutenção. Os números de peça destes componentes não disponíveis aparecerão em *italico* , a fim de indicar que não estão disponíveis.

10. NÚMEROS DE REFERÊNCIA À LISTA DE PEÇAS

Os números indicados na coluna Ref No (No. de Referência) correspondem-se aos números usados no(s) gráfico(s) correspondente(s). Um sufixo com letras pode ser acrescentado a um número de referência para identificar itens de conteúdo de nível inferior. Os números indicados na coluna Graphic Ref (Referência de Gráfico) referem-se ao identificador de número de gráfico presente no canto esquerdo inferior de cada ilustração. O número de Referência de Gráfico pode ser usado em combinação com o item Ref No para determinar-se o número de peça correto. Poderá haver omissão intencional de um número de referência (Ref No) de uma lista de conteúdos uma vez que as informações são atualizadas para refletir os números de peça mais recentes que podem receber serviço de manutenção.

11. NOMES DE PEÇAS DESALINHADOS

Quando um nome de peça encontra-se desalinhado numa lista de peças, significa que tal item faz parte do (está incluído no) grupo ou conjunto sob o qual está relacionado.

12. LETRAS DE REFERÊNCIA NAS ILUSTRAÇÕES

Quando necessário, as ilustrações contêm letras de referência (A, B, C, etc.) que são utilizadas para seguir tubulações e cabos elétricos de um ponto a outro. Também foram utilizadas para indicar onde se pode reconectar as ilustrações que foram separadas.

13. ABREVIações E SÍMBOLOS

O.D. – "Outside Diameter" (Diâmetro Externo)

I.D. – "Inside Diameter" (Diâmetro Interno)

A – Não faz parte deste grupo

B – Use conforme necessário

C – Indica modificação

D – Vendido por metro

E – Vendido por centímetro

F – Não ilustrado

G – Vendido por polegada

I – Consultar o Sistema de Informações Hidráulicas

M – Peça métrica

R – Peça remanufaturada pode estar disponível; consulte o seu revendedor Cat

Y – Ilustração separada

Z – Não disponível separadamente



14. <END>

Este símbolo indica o final de um elemento de informação.

INFORMAÇÃO GERAL

NOTA:

Os contínuos aperfeiçoamentos e avanços no projeto do produto podem ocasionar modificações em sua máquina que talvez ainda não estejam incluídas nesta publicação. Sempre que surgirem dúvidas quanto a um produto Caterpillar ou quanto à presente publicação, consulte o seu revendedor Caterpillar para obter as informações mais recentes disponíveis.

INFORMAÇÃO GERAL

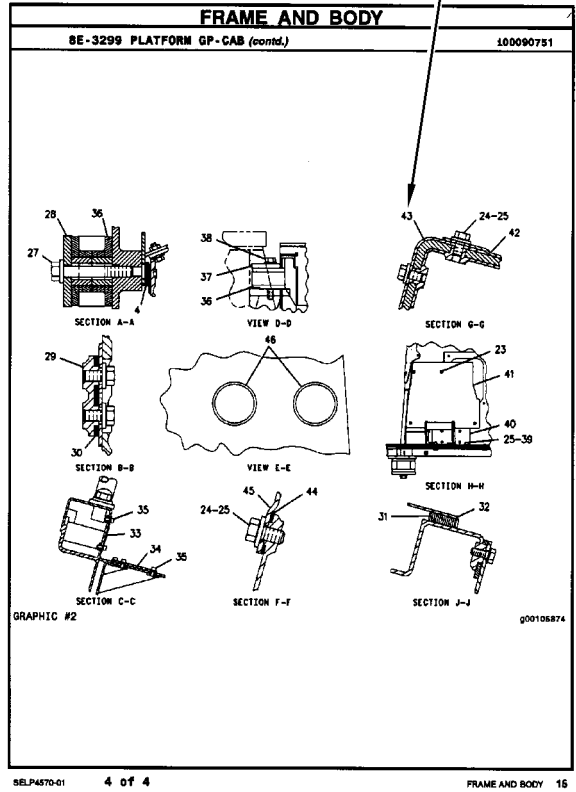
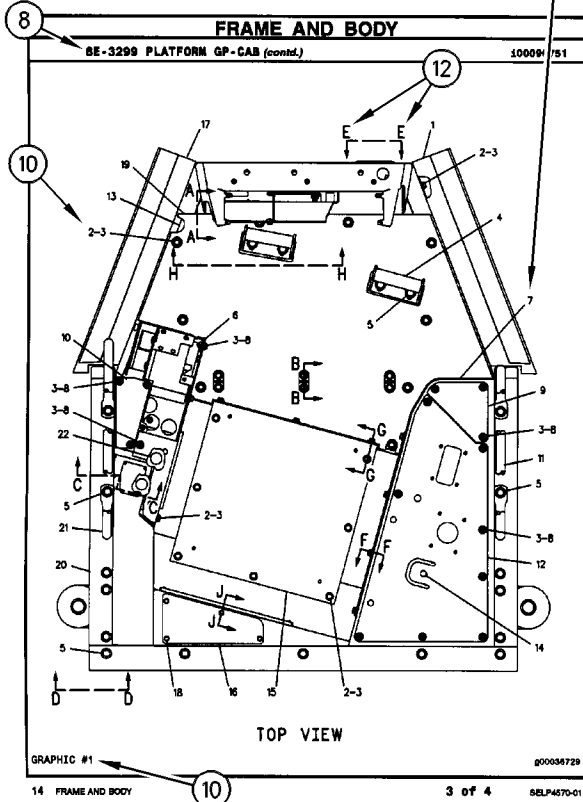
| 8 FRAME AND BODY | | | | | | 1 | |
|-------------------------|--------|-------------|-------------|-----|----------------------------|-----------|---------------|
| BE-3299 PLATFORM GP-CAB | | | | | | 100090751 | |
| SMEC-7283 | | | | | | REV 0000 | |
| PIN 3841-99999 | | | | | | | |
| NOTE | REF NO | GRAPHIC REF | PART NUMBER | QTY | PART NAME | UNIT | PRODUCT LEVEL |
| | | | 31-2982 | 1 | PLATE AS | | |
| | | | 68-2986 | 25 | BOLT (3/8-18X.750IN) | | |
| | | | 68-1076 | 41 | WASHER-HARD (3MM THK) | | |
| | | | 68-1444 | 2 | SUPPORT AS-FOOT | | |
| | | | 77-2229 | 19 | BOLT (1/2-13X1IN) | | |
| | | | 77-2229 | 19 | WASHER-HARD (4MM THK) | | |
| | | | 68-8126 | 1 | COVER AS-LH | | |
| | | | 68-8278 | 6 | NUT-WELD (3/8-16 THD) | | |
| | | | 17-8189 | 1 | CLIP | | |
| | | | 78-2411 | 4 | COVER | | |
| | | | 64-0486 | 18 | SCREW-HEAD (3/8-18X.875IN) | | |
| | | | 78-2474 | 1 | COVER | | |
| | | | 68-8272 | 1 | GASKET | | |
| | | | 68-2880 | 1 | GASKET | | |
| | | | 31-3496 | 1 | HANDHOLD | | |
| | | | 68-8278 | 1 | COVER AS | | |
| | | | 68-8278 | 8 | NUT-WELD (3/8-16 THD) | | |
| | | | 68-8278 | 1 | GASKET | | |
| | | | 77-0131 | 1 | FLOORPLATE AS | | |
| | | | 17-0748 | 4 | NUT-WELD (1/2-13 THD) | | |
| | | | 77-6087 | 1 | PLUS-BUTTON | | |
| | | | 77-0136 | 1 | PLATE AS | | |
| | | | 68-8278 | 5 | NUT-WELD (3/8-16 THD) | | |
| | | | 77-6089 | 1 | COVER | | |
| | | | 77-0770 | 1 | GASKET | | |
| | | | 31-2981 | 1 | PLATE AS | | |
| | | | 81-8284 | 4 | BOLT (1/4-20X.825IN) | | |
| | | | 81-8284 | 4 | WASHER-HARD (2MM THK) | | |
| | | | 61-8484 | 1 | FLOOR MAT | | |
| | | | 68-8284 | 1 | MODULE AS-OPERATOR | | |
| | | | 31-3494 | 1 | HANDHOLD | | |
| | | | 68-8271 | 2 | PLUS | | |
| | | | 81-8284 | 4 | BOLT (1/4-20X.825IN) | | |
| | | | 81-8284 | 4 | WASHER-HARD (2MM THK) | | |
| | | | 68-8282 | 17 | BOLT (3/8-18X.750IN) | | |
| | | | 68-1076 | 21 | WASHER-HARD (3MM THK) | | |
| | | | 77-0136 | 1 | SEAL | | |
| | | | 78-0278 | 2 | BOLT (3/4-10X5IN) | | |
| | | | 78-0282 | 2 | WASHER-HARD (5MM THK) | | |
| | | | 31-3489 | 2 | PLATE | | |
| | | | 31-3490 | 1 | PLATE AS | | |
| | | | 78-8281 | 8 | SPACER | | |
| | | | 31-6281 | 1 | SEAL | | |
| | | | 78-8217 | 1 | GASKET | | |
| | | | 78-8218 | 1 | COVER AS | | |
| | | | 68-8278 | 2 | WASHER | | |
| | | | 68-8228 | 2 | SCREW-KNURLED | | |
| | | | 68-3428 | 1 | COVER | | |
| | | | 68-8287 | 1 | COVER | | |
| | | | 68-8281 | 8 | SCREW-BOCKET HEAD | | |
| | | | 68-3148 | 8 | MOUNTING | | |
| | | | 68-8287 | 2 | PLATE | | |
| | | | 78-8289 | 2 | BOLT (1/2-13X5IN) | | |
| | | | 78-0272 | 2 | WASHER-HARD | | |
| | | | 41-8484 | 4 | BOLT (3/8-18X1.02IN) | | |
| | | | 31-6783 | 1 | COVER | | |

12 FRAME AND BODY 1 of 4 SELP 170-01

| FRAME AND BODY | | | | | | 100090751 | |
|----------------------------------|--------|-------------|-------------|-----|-------------|-----------|---------------|
| BE-3299 PLATFORM GP-CAB (contd.) | | | | | | | |
| NOTE | REF NO | GRAPHIC REF | PART NUMBER | QTY | PART NAME | UNIT | PRODUCT LEVEL |
| | 41 | 2 | 68-8218 | 1 | COVER | | |
| | 42 | 2 | 77-0136 | 1 | PLATE | | |
| | 43 | 2 | 77-0128 | 1 | GASKET | | |
| | 44 | 2 | 78-8724 | 1 | GASKET | | |
| | 45 | 2 | 78-8723 | 1 | COVER | | |
| | 48 | 2 | 68-1069 | 2 | PLUS-BUTTON | | |

M-METRIC PART

SELPA670-01 2 of 4 FRAME AND BODY 13




ALLGEMEINE HINWEISE

1. MASCHINENKENNZEICHNUNG

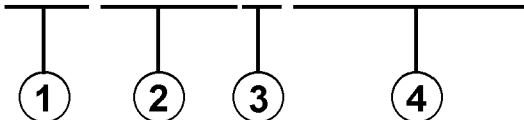
Caterpillar-Maschinen sind mit PRODUCT IDENTIFICATION NUMBERS (PIN) (Produkt-Identnummern) gekennzeichnet. Einige Baugruppen, z.B. Motoren, Getriebe, Planierschilde und Aufreißer, sind mit SERIAL NUMBERS (S/N) (Seriennummern) gekennzeichnet. An der Maschine und am Motor befinden sich außerdem ARRANGEMENT NUMBERS (Ausrüstungsnummern) sowie in einigen Fällen MODIFICATION NUMBERS (Änderungsnummern). Sie befinden sich auf den PIN-Schildern und auf dem Typenschild im Fahrerhaus.

Bei Ersatzteilbestellungen müssen dem Händler alle diese Nummern zur Verfügung gestellt werden.

 *Neu im Parts Manual*

Vom ersten Quartal 2001 ab wurde die Caterpillar Produkt-Identnummer (PIN) von 8 auf 17 Zeichen geändert. Um zur Standardisierung der Produkt-Identnummer beizutragen, sind Caterpillar und andere Baumaschinenhersteller bestrebt, die aktuellste Norm zur Produkt-Identnummerierung einzuführen. Produkt-Identnummern für Baumaschinen sind durch ISO 10261 definiert. Das neue Format der Produkt-Identnummern gilt für alle Caterpillar-Maschinen und -Stromaggregate. Die Produkt-Identschilder und -Identrahmenmarkierung enthalten die aus 17 Zeichen bestehende Identnummer. Das neue Format hat folgende Abschnitte:

* C A T 0 7 8 9 B G 6 S L 1 2 3 4 5 *



Abschnitte:

1. Caterpillars weltweiter Herstellungscode (Zeichen 1-3)
2. Modell (Zeichen 4-8)
3. Kontrollzeichen (Zeichen 9)
4. Maschinenspezifische Kennung (MIS) oder Produktsequenznummer (Zeichen 10-17). Diese wurde früher als Seriennummer bezeichnet.

Für vor dem ersten Quartal 2001 hergestellte Maschinen und Stromaggregate wird das aus 8 Zeichen bestehende PIN-Format beibehalten.

Bauteile wie z.B. Motoren, Getriebe, Achsen sowie Arbeitsgeräte werden weiterhin eine aus 8 Zeichen bestehende Seriennummer (S/N) aufweisen.

2. BESTELLEN VON ERSATZTEILEN

WARNUNG

Wenn für diese Maschine Ersatzteile benötigt werden, empfiehlt Caterpillar, ausschließlich Caterpillar-Ersatzteile oder solche zu verwenden, die die gleichen technischen Merkmale hinsichtlich Typ, Festigkeit, Werkzeugeigenschaften und die gleichen Maße aufweisen.

Bei Nichtbeachtung dieser Warnung besteht Verletzungs- oder sogar Lebensgefahr! Ferner kann Nichtbeachtung vorzeitige Ausfälle der Teile und Beschädigung der Maschine zur Folge haben.

Original Caterpillar-Ersatzteile können weltweit bei jedem Caterpillar-Händler bestellt werden. Die umfangreichen Händlerlager enthalten normalerweise alle Teile, die Sie für Ihre Caterpillar-Maschine benötigen. Einige Händler bieten Reparatursätze, Austausch- oder werküberholte Teile an, so daß Sie eine Auswahl unter verschiedenen Reparaturmöglichkeiten treffen können. Ihre Bestellung muß folgende Angaben enthalten: Anzahl der benötigten Teile, Bestellnummer, Bezeichnung des Teils, Serien-Nr./Produkt-Ident-Nr., Ausrüstungs-Nr. und Änderungs-Nr. der Maschine, für die diese Teile benötigt werden.

3. AUFBAU DES PARTS MANUAL

Die Produktinformationen für alle Komponenten eines bestimmten Modells sind in INFORMATION ELEMENTS (Informationseinheiten) gegliedert. ENGINE ARRANGEMENT (Motorausführung) und SEAT GROUP (Fahrsitz) sind Beispiele für solche Informationseinheiten. Sie sind innerhalb jeder Gruppe alphabetisch, entsprechend der Ersatzteilbezeichnung, und zusätzlich numerisch, entsprechend der Ersatzteilnummer, geordnet.

4. INHALTSVERZEICHNIS

Das Inhaltsverzeichnis befindet sich am Anfang des Buches. Im Inhaltsverzeichnis werden die einzelnen Abschnitte des Buches aufgeführt. Die Abschnitte enthalten eine vollständige Aufstellung aller Informationseinheiten. Diese sind entsprechend ihrem Erscheinen im Buch geordnet. Das Inhaltsverzeichnis enthält Seitenangaben für Schnellverweise auf detaillierte Abbildungen und Teillisten.

ALLGEMEINE HINWEISE

5. INDEX FÜR WARTUNGSTEILE

Der Index für Wartungsteile vorn im Buch enthält die Bestellnummern, Seitenangaben, Mengenangaben und Informationen über den Einsatzbereich für die am häufigsten benötigten Ersatzteile. Die Angaben sind alphabetisch entsprechend der Teilebezeichnung geordnet.

6. INDEX

Der Index vorn im Buch enthält eine alphabetische Liste aller Informationseinheiten. Er enthält Seitenangaben für Schnellverweise auf detaillierte Abbildungen und Teillisten.

7. INDEX FÜR BESTELLNUMMERN

Hinten im Buch befindet sich ein numerischer Index, mit allen Bestellnummern und dem Hinweis auf die Seite, auf der sich die betreffende Abbildung befindet.

8. ÜBERSCHRIFTEN

Die Überschriften, die sich am Anfang jeder der Informationseinheiten befinden, enthalten Bestellnummern, Ersatzteilbezeichnungen und zusätzliche beschreibende Informationen. Produkt-Ident- und Seriennummern in den Überschriften sollten zur Auswahl der richtigen Informationen für die betreffende Maschine verwendet werden. Die Überschriften enthalten außerdem Informationen über möglichen Außendienstersatz, mögliche Baugerätekomponenten und die Baugruppe, zu der das Teil gehört.

Die erste Zeile einer Überschrift erscheint in einer größeren Schriftart, um den Anfang einer Informationseinheit zu kennzeichnen. Überschriften für zusätzliche Seiten, die zur Erläuterung einer Informationseinheit notwendig sind, erscheinen in normaler Schriftart und enthalten den Begriff "(contd.)".

9. NICHT EINZELN LIEFERBARE TEILE

In einigen Fällen ist es notwendig nicht lieferbare Teile, die selbst mit einer eigenen Teilliste im Buch vertreten sind, aufzuführen. Die Bestellnummern dieser nicht einzeln lieferbaren Teile erscheinen kursiv, wodurch angezeigt wird, daß sie nur in Verbindung mit anderen Teilen lieferbar sind.

10. REFERENZNUMMER FÜR ERSATZTEILE

Die Zahlen, die in der Spalte "Ref No" aufgeführt sind, stimmen mit den Zahlen in den beigefügten Abbildungen überein. Ein Buchstaben-Suffix kann zu einer Referenznummer hinzugefügt werden, um zu kennzeichnen, daß das Teil mit einer eigenen Teilliste im Buch aufgeführt ist. Die in der Spalte "Graphic Ref" angeführten Zahlen verweisen auf die Identifikationsnummer der Abbildung, die sich in der linken unteren Ecke der Abbildung befindet. Diese Nummer kann zusammen mit der Referenznummer des Teils angegeben werden, um die richtige Ersatzteilnummer zu ermitteln. Referenznummern können absichtlich weggelassen werden, da die Nummern der lieferbaren Ersatzteile ständig aktualisiert werden.

11. EINGERÜCKTE BEZEICHNUNGEN

Wenn eine Bezeichnung eingerückt ist, wird dadurch angezeigt, daß das Teil zu einer Baugruppe gehört, unter deren Bezeichnung es eingerückt ist.

12. REFERENZBUCHSTABEN

Falls erforderlich sind in den Abbildungen Referenzbuchstaben enthalten (z.B. A, B, C, usw.), die Leitungen und Kabelbäume von einem Punkt zum anderen verfolgen. Außerdem geben sie die Stelle an, an der getrennte Abbildungen fortgesetzt werden.

13. ABKÜRZUNGEN UND SYMBOLE

- O.D.** – Außendurchmesser
- I.D.** – Innendurchmesser
- A** – kein Teil dieser Gruppe
- B** – nach Bedarf verwenden
- C** – Hinweis auf eine Änderung
- D** – in Meter-Länge bestellen
- E** – in Zentimeter-Länge bestellen
- F** – nicht gezeigt
- G** – in Zoll-Länge bestellen
- I** – siehe Hydraulikinformationssystem
- M** – metrisches Teil
- R** – werküberholtes Teil unter Umständen lieferbar
- Y** – separate Abbildung
- Z** – nicht einzeln lieferbar



Neu im Parts Manual

14. <END>

Dieses Symbol zeigt das Ende eines Informationselements an.

ALLGEMEINE HINWEISE

ANMERKUNG:

Ständig vorgenommene Verbesserungen und Weiterentwicklungen an Ihrer Maschine können Änderungen verursachen, die in der vorliegenden Ausgabe noch nicht berücksichtigt sind. Fragen zu Ihrer Caterpillar-Maschine oder diesem Ersatzteilbuch beantwortet Ihr Caterpillar-Händler.

ALLGEMEINE HINWEISE

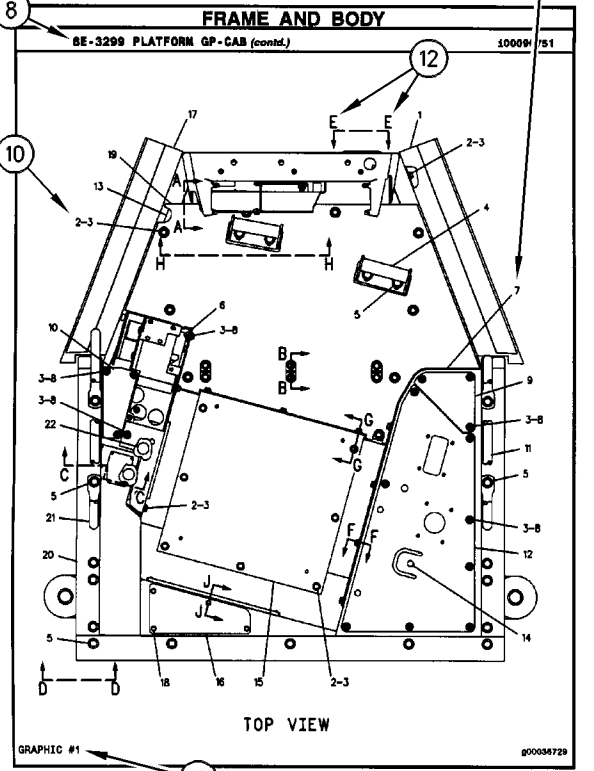
| 8 FRAME AND BODY | | | | | |
|-------------------------|--------|-------------|-------------|-----|---------------------------|
| BE-3299 PLATFORM GP-CAB | | | | | |
| PIN 3841-99999 | | | | | |
| 100090751 | | | | | |
| NOTE | REF NO | GRAPHIC REF | PART NUMBER | QTY | PART NAME & PRODUCT LEVEL |
| | 1 | | 31-2982 | 1 | PLATE AS |
| | 2 | | 68-2986 | 25 | BOLT (3/8-18X.750IN) |
| | 3 | | 68-1076 | 41 | WASHER-HARD (3MM THK) |
| | 4 | | 68-1444 | 2 | SUPPORT AS-FOOT |
| | 5 | | 77-2229 | 19 | BOLT (1/2-13X1IN) |
| | 6 | | 68-8126 | 19 | WASHER-HARD (4MM THK) |
| | 7 | | 68-8126 | 19 | COVER AS-LH |
| | 8 | | 68-8126 | 19 | COVER AS-RH |
| | 9 | | 68-8126 | 19 | COVER AS |
| | 10 | | 68-8126 | 19 | COVER AS |
| | 11 | | 68-8126 | 19 | COVER AS |
| | 12 | | 68-8126 | 19 | COVER AS |
| | 13 | | 68-8126 | 19 | COVER AS |
| | 14 | | 68-8126 | 19 | COVER AS |
| | 15 | | 68-8126 | 19 | COVER AS |
| | 16 | | 68-8126 | 19 | COVER AS |
| | 17 | | 68-8126 | 19 | COVER AS |
| | 18 | | 68-8126 | 19 | COVER AS |
| | 19 | | 68-8126 | 19 | COVER AS |
| | 20 | | 68-8126 | 19 | COVER AS |
| | 21 | | 68-8126 | 19 | COVER AS |
| | 22 | | 68-8126 | 19 | COVER AS |
| | 23 | | 68-8126 | 19 | COVER AS |
| | 24 | | 68-8126 | 19 | COVER AS |
| | 25 | | 68-8126 | 19 | COVER AS |
| | 26 | | 68-8126 | 19 | COVER AS |
| | 27 | | 68-8126 | 19 | COVER AS |
| | 28 | | 68-8126 | 19 | COVER AS |
| | 29 | | 68-8126 | 19 | COVER AS |
| | 30 | | 68-8126 | 19 | COVER AS |
| | 31 | | 68-8126 | 19 | COVER AS |
| | 32 | | 68-8126 | 19 | COVER AS |
| | 33 | | 68-8126 | 19 | COVER AS |
| | 34 | | 68-8126 | 19 | COVER AS |
| | 35 | | 68-8126 | 19 | COVER AS |
| | 36 | | 68-8126 | 19 | COVER AS |
| | 37 | | 68-8126 | 19 | COVER AS |
| | 38 | | 68-8126 | 19 | COVER AS |
| | 39 | | 68-8126 | 19 | COVER AS |
| | 40 | | 68-8126 | 19 | COVER AS |

12 FRAME AND BODY 1 of 4 SELP 170-01

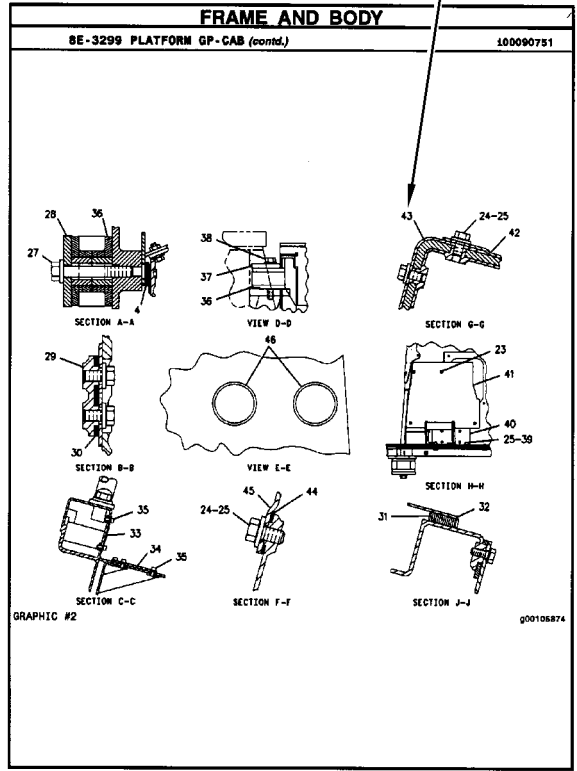
| FRAME AND BODY | | | | | |
|----------------------------------|--------|-------------|-------------|-----|---------------------------|
| BE-3299 PLATFORM GP-CAB (contd.) | | | | | |
| 100090751 | | | | | |
| NOTE | REF NO | GRAPHIC REF | PART NUMBER | QTY | PART NAME & PRODUCT LEVEL |
| | 41 | | 68-8816 | 1 | COVER |
| | 42 | | 77-0124 | 1 | PLATE |
| | 43 | | 77-0128 | 1 | GASKET |
| | 44 | | 78-8724 | 1 | GASKET |
| | 45 | | 78-8729 | 1 | COVER |
| | 46 | | 68-1069 | 2 | PLUS-BUTTON |

M-METRIC PART

SELPA670-01 2 of 4 FRAME AND BODY 13



14 FRAME AND BODY 3 of 4 SELPA670-01



SELPA670-01 4 of 4 FRAME AND BODY 15

REPAIR ALTERNATIVES

REMANUFACTURED COMPONENTS

As an option when making repairs consider Caterpillar Remanufactured Components. Components that are available through the Caterpillar Remanufactured Program are identified three ways in the parts book:

- with the letter R in the note field of the parts list
- with an R* at the beginning of the first line of the caption
- with an *R at the end of the first line of the caption

Typical components included in the Remanufacturing Program include:

ALTERNATORS
CONNECTING RODS
CRANKSHAFTS - UNDERSIZE
CRANKSHAFTS - UPGRADE TO NEW
CYLINDER HEADS
ELECTRONIC CONTROL MODULES (ECM)
ELECTRONIC SENSORS
FUEL INJECTORS
FUEL NOZZLES
FUEL PUMPS
GOVERNORS
OIL PUMPS
PISTONS
SHORT BLOCKS
STARTERS
TURBOCHARGERS - COMPLETE
TURBOCHARGER CARTRIDGES
WATER PUMPS

Caterpillar Remanufactured engines for many engine arrangements are also available.

OPTIONS DE RÉPARATION

COMPOSANTS RÉNOVÉS

Comme option de réparation, considérer les composants rénovés Caterpillar. Les composants disponibles dans le cadre du programme Caterpillar de composants rénovés sont identifiés de trois façons dans le catalogue de pièces:

- avec la lettre "R" dans l'espace note de la liste des pièces
- avec R* au début de la première ligne des légendes
- avec *R à la fin de la première ligne des légendes

Les composants suivants figurent parmi les composants typiques du programme de rénovation:

ALTERNATEURS
BIELLES
VILEBREQUINS - SOUS-DIMENSIONNÉS
VILEBREQUINS - REMIS À NEUF
CULASSES
MODULES DE COMMANDE ÉLECTRONIQUE (ECM)
CAPTEURS ÉLECTRONIQUES
INJECTEURS
TÊTES D'INJECTEURS
POMPES À CARBURANT
RÉGULATEURS
POMPES À HUILE
PISTONS
BLOCS EMBIELLÉS
DÉMARREURS
TURBOCOMPRESSEURS - COMPLETS
CARTOUCHES DE TURBOCOMPRESSEUR
POMPES À EAU

Des moteurs rénovés sont aussi disponibles pour plusieurs versions de moteur.

ALTERNATIVAS DE REPARACIÓN

COMPONENTES REMANUFACTURADOS

Al hacer reparaciones, tenga en cuenta la opción de Componentes Remanufacturados Caterpillar. Los componentes que están disponibles por medio del programa de Productos Remanufacturados Caterpillar se identifican de tres maneras en el manual de piezas:

- con la letra R en el espacio de Nota de la lista de piezas
- con una R* al comienzo de la primera línea de la leyenda
- con una *R al final de la primera línea de la leyenda

Los componentes que se incluyen típicamente en el Programa de Productos Remanufacturados son:

ALTERNADORES
BIELAS
CIGÜEÑALES - BAJOMEDIDA
CIGÜEÑALES - REMANUFACTURADOS A NUEVO
CULATAS
MÓDULOS DE CONTROL ELECTRÓNICO (ECM)
SENSORES ELECTRONICOS
INYECTORES
BOQUILLAS
BOMBAS DE COMBUSTIBLE
REGULADORES
BOMBAS DE ACEITE
PISTONES
MONOBLOQUES
MOTORES DE ARRANQUE
TURBOCOMPRESORES - COMPLETOS
NÚCLEOS DE TURBOCOMPRESOR
BOMBAS DE AGUA

También hay disponibles motores Remanufacturados Caterpillar para muchas de las configuraciones de motores.

ALTERNATIVAS DE REPARO

COMPONENTES REMANUFATURADOS

Considere o uso de Componentes Remanufaturados Caterpillar ao efetuar reparos. Os componentes disponíveis através do Programa de Remanufatura Caterpillar são identificados de três formas no manual de peças:

- com um R na área da nota da lista de peças
- com um R* no princípio da primeira linha da legenda
- com um *R no final da primeira linha da legenda

Os componentes típicos que constam no Programa de Remanufatura incluem:

ALTERNADORES
BIELAS
VIRABREQUINS - SUBMEDIDAS
VIRABREQUINS - ATUALIZAÇÃO
CABEÇOTES
MÓDULOS DE CONTROLE ELETRÔNICO (ECM)
SENSORES ELETRÔNICOS
INJETORES DE COMBUSTÍVEL
BICOS DE ABASTECIMENTO DE COMBUSTÍVEL
BOMBAS DE COMBUSTÍVEL
GOVERNADORES
BOMBAS DE ÓLEO
PISTÕES
BLOCOS BÁSICOS DO MOTOR
MOTORES DE PARTIDA
TURBOALIMENTADORES - COMPLETOS
CARTUCHOS DE TURBOALIMENTADORES
BOMBAS D'ÁGUA

Motores Remanufaturados Caterpillar também encontram-se disponíveis para diversos arranjos de motor.

REPARATURALTERNATIVEN

WERKÜBERHOLTE AT-PRODUKTE

Bei Reparaturen sollten werküberholte AT-Produkte von Caterpillar in Betracht gezogen werden. Die durch das AT-Programm von Caterpillar erhältlichen Teile sind im Parts Book auf drei verschiedene Arten gekennzeichnet:

- mit dem Buchstaben R in der Spalte NOTE der Ersatzteilliste
- mit einem R* am Anfang der ersten Zeile der Überschrift
- mit einem *R am Ende der ersten Zeile der Überschrift

Das AT-Programm umfaßt u.a. folgende Produkte:

DREHSTROMGENERATOREN
PLEUELSTANGEN
KURBELWELLEN - MIT UNTERMASSE
KURBELWELLEN - MIT ORIGINALMASSE
ZYLINDERKÖPFE
ELEKTRONISCHE STEUEREINHEITEN (EMC)
ELEKTRONISCHE SENSOREN
PUMPENDÜSEN
EINSPRITZDÜSEN
KRAFTSTOFFPUMPEN
DREHZAHLREGLER
ÖLPUMPEN
KOLBEN
TEILMOTOREN
ANLASSER
TURBOLADER - KOMPLETT
TURBOLADERLAUFZEUGE
KÜHLWASSERPUMPEN

Viele Motoren können durch werküberholte AT-Motoren von Caterpillar ersetzt werden.

SUPPLEMENTAL COOLANT ADDITIVES

CUSTOMER BENEFITS:

Protects against cavitation, foam, erosion, corrosion, and scale buildup in cooling systems.

- Provides measured coolant conditioner.

DESCRIPTION:

Additives deplete from the coolant with normal operation. For this reason, Supplemental Coolant Additives (SCA) must be added to all heavy duty coolants at regular intervals. In addition, when not using a fully formulated, pre-charged antifreeze, like Caterpillar's DEAC, an initial charge of SCA must be added to the cooling system. The amount of SCA added to the system is dependent on the capacity of the system.

The SCA for initial fill is provided as a liquid. SCA's for maintenance intervals are available in liquid form and as a spin-on element. (No Spin-on available for 3600 Family of Engines)

NOTE:

The amount of SCA added at initial fill is not the same as the amount added at maintenance intervals.

The coolant additive elements can be used with any ethylene or propylene glycol type antifreeze which meets ASTM D4985 or ASTM D5345 Specifications.

NOTE:

For use with standard heavy duty coolant only, not for use with Extended Life Coolant.

PARTS NEEDED:

| Cooling System Capacity | | Liquid SCA at Initial Fill | Liquid SCA at Maintenance* | Spin-on SCA Maintenance Element* |
|-------------------------|---------|----------------------------|-----------------------------|----------------------------------|
| Liters | Gallons | | | |
| 22-30 | (6-8) | 3P-2044 (1) | 6V-3542 (1) | 111-2370 (1) |
| 30-38 | (8-10) | 3P-2044 (1) 6V-3542 (1) | 111-2372 (1) | 111-2369 (1) |
| 38-49 | (10-13) | 3P-2044 (1) 8T-1589 (1) | 111-2372 (1) | 111-2369 (1) |
| 49-64 | (13-17) | 3P-2044 (2) | 8T-1589 (1) | 9N-3368 (1) |
| 64-83 | (17-22) | 3P-2044 (2) 8T-1589 (1) | 111-2372 (1) 6V-3542 (1) | 111-2371 (1) |
| 83-114 | (22-30) | 3P-2044 (3) 8T-1589 (1) | 3P-2044 (1) | 9N-3718 (1) |
| 114-163 | (30-43) | 3P-2044 (5) | 3P-2044 (1) 6V-3542 (1) | 111-2371 (2) |
| 163-242 | (43-64) | 3P-2044 (8) | 3P-2044 (2) | 9N-3718 (2) |

* Normal maintenance period is 250 hrs. See your Operation and Maintenance Manual for complete coolant maintenance instructions.

() Indicates quantity required.

ADDITIFS POUR LIQUIDE DE REFROIDISSEMENT

AVANTAGES POUR LE CLIENT

L'additif protège contre la cavitation, la mousse, l'érosion, la corrosion et l'accumulation de dépôts dans le circuit de refroidissement.

- L'additif complémentaire fournit une quantité mesurée d'additif.

DESCRIPTION:

Les additifs s'épuisent pendant l'utilisation du moteur. C'est pourquoi l'on doit ajouter de l'additif au liquide de refroidissement/antigel pour moteurs diesel à intervalles réguliers. En plus, si l'on n'utilise pas de l'antigel entièrement formulé et pré-chargé comme le liquide de refroidissement/antigel Caterpillar pour moteurs diesel, une quantité initiale d'additif doit être ajoutée au circuit de refroidissement. La quantité d'additif à ajouter au circuit dépend de la contenance du circuit.

L'additif pour le remplissage initial est fourni sous forme liquide. L'additif pour l'entretien ultérieur est disponible sous forme liquide et sous forme d'élément à visser. (Il n'y a pas d'élément à visser pour les moteurs de la famille 3600).

NOTA:

La quantité d'additif à ajouter au remplissage initial diffère de la quantité à ajouter aux intervalles d'entretien.

Les éléments d'additif peuvent être utilisés avec tout antigel de type éthylène ou propylène-glycol conforme à la norme ASTM D4985 ou ASTM D5345.

NOTA:

A utiliser uniquement avec du liquide de refroidissement pour moteurs diesel et non avec le liquide de refroidissement longue durée.

PIÈCES NÉCESSAIRES:

| Contenance du circuit de refroidissement | | Additif liquide au remplissage initial | Additif liquide aux intervalles d'entretien* | Élément d'additif à visser aux intervalles d'entretien* |
|--|--------------|--|--|---|
| Litres | Gallons U.S. | | | |
| 22-30 | (6-8) | 3P-2044 (1) | 6V-3542 (1) | 111-2370 (1) |
| 30-38 | (8-10) | 3P-2044 (1) 6V-3542 (1) | 111-2372 (1) | 111-2369 (1) |
| 38-49 | (10-13) | 3P-2044 (1) 8T-1589 (1) | 111-2372 (1) | 111-2369 (1) |
| 49-64 | (13-17) | 3P-2044 (2) | 8T-1589 (1) | 9N-3368 (1) |
| 64-83 | (17-22) | 3P-2044 (2) 8T-1589 (1) | 111-2372 (1) 6V-3542 (1) | 111-2371 (1) |
| 83-114 | (22-30) | 3P-2044 (3) 8T-1589 (1) | 3P-2044 (1) | 9N-3718 (1) |
| 114-163 | (30-43) | 3P-2044 (5) | 3P-2044 (1) 6V-3542 (1) | 111-2371 (2) |
| 163-242 | (43-64) | 3P-2044 (8) | 3P-2044 (2) | 9N-3718 (2) |

* L'intervalle d'entretien normal est de 250 heures-service. Voir le Guide d'utilisation et d'entretien pour de plus amples renseignements concernant l'entretien du circuit de refroidissement.

() Indique la quantité exigée.

ADITIVOS DE REFRIGERANTE SUPLEMENTARIOS

VENTAJAS PARA EL USUARIO:

Protegen contra la cavitación, la formación de espuma, la corrosión y la acumulación de escamas en los sistemas de enfriamiento.

- Suministra un acondicionador dosificado de refrigerante.

DESCRIPCIÓN:

Los aditivos en el refrigerante se agotan con la operación normal. Por esta razón, se debe agregar Aditivo de refrigerante suplementario (SCA) a todos los refrigerantes para servicio pesado, a intervalos regulares. Además, cuando no se usa un anticongelante de precarga completo, tal como el DEAC de Caterpillar, es necesario agregar una cantidad de aditivo de refrigerante suplementario inicial al sistema de enfriamiento. La cantidad de aditivo que se debe agregar depende de la capacidad del sistema.

El SCA de llenado inicial es líquido. El que se usa para el mantenimiento está disponible tanto en líquido como en un elemento enroscable. (No hay elemento enroscable disponible para la Familia de Motores 3600).

NOTA:

La cantidad de aditivo de llenado inicial no es la misma que se agrega en los intervalos de mantenimiento.

Los elementos de aditivo de refrigerante se pueden usar con cualquier anticongelante de tipo glicol etilénico o propílico que esté de acuerdo con las especificaciones de las normas ASTM D4985 o ASTM D5345.

NOTA:

Se debe utilizar únicamente con refrigerante estándar para servicio pesado; no se debe usar con Refrigerante de Larga Duración.

PIEZAS NECESARIAS:

| Capacidad del Sistema de Enfriamiento | | SCA líquido de llenado inicial | SCA líquido de mantenimiento* | Elemento de mantenimiento enroscable* |
|---------------------------------------|------------|--------------------------------|-------------------------------|---------------------------------------|
| litros | gal EE.UU. | | | |
| 22-30 | 6-8 | 3P-2044 (1) | 6V-3542 (1) | 111-2370 (1) |
| 30-38 | 8-10 | 3P-2044 (1) 6V-3542 (1) | 111-2372 (1) | 111-2369 (1) |
| 38-49 | 10-13 | 3P-2044 (1) 8T-1589 (1) | 111-2372 (1) | 111-2369 (1) |
| 49-64 | 13-17 | 3P-2044 (2) | 8T-1589 (1) | 9N-3368 (1) |
| 64-83 | 17-22 | 3P-2044 (2) 8T-1589 (1) | 111-2372 (1) 6V-3542 (1) | 111-2371 (1) |
| 83-114 | 22-30 | 3P-2044 (3) 8T-1589 (1) | 3P-2044 (1) | 9N-3718 (1) |
| 114-163 | 30-43 | 3P-2044 (5) | 3P-2044 (1) 6V-3542 (1) | 111-2371 (2) |
| 163-242 | 43-64 | 3P-2044 (8) | 3P-2044 (2) | 9N-3718 (2) |

* El período normal de mantenimiento es de 250 horas. Para ver las instrucciones completas sobre el mantenimiento del refrigerante, consulte el Manual de Operación y Mantenimiento.

() Indica la cantidad necesaria.

ADITIVOS SUPLEMENTARES DO LÍQUIDO ARREFECEDOR

BENEFÍCIOS PARA O CLIENTE:

Protege contra cavitação, espuma, erosão, corrosão e acúmulo de crostas nos sistemas de arrefecimento.

- Fornece uma quantidade pré-determinada de condicionador de arrefecimento.

DESCRIÇÃO:

Com a operação normal, os aditivos se esgotam do líquido arrefecedor. Por isso, Aditivos Suplementares do Líquido Arrefecedor (SCA) devem ser acrescentados a todos os líquidos arrefecedores para serviço pesado em intervalos regulares. Além disso, quando um anticongelante pré-carregado, totalmente formulado não for usado, como o DEAC Caterpillar, uma carga inicial de SCA deve ser acrescentada ao sistema de arrefecimento. A quantidade de SCA acrescentada ao sistema depende da capacidade do sistema.

O SCA para abastecimento inicial é fornecido em forma de líquido. Os aditivos suplementares (SCA) para intervalos de manutenção estão à disposição em forma líquida e como um elemento com roscas. (Exceto os Motores da Família 3600)

NOTA:

A quantidade de SCA adicionada no abastecimento inicial não é a mesma que a acrescentada nos intervalos de manutenção.

Os elementos do aditivo do líquido arrefecedor podem ser usados com qualquer tipo de anticongelante etileno ou propileno que satisfaz as Especificações ASTM D4985 ou ASTM D5345.

NOTA:

Para uso apenas com líquido arrefecedor para serviço pesado padrão, não deve ser usado com Líquido Arrefecedor de Vida Longa.

PEÇAS NECESSÁRIAS:

| Capacidade do Sistema de Arrefecimento | | Líquido SCA Durante Abastecimento Inicial | Líquido SCA Durante Manutenção* | Elemento de Manutenção de SCA com Roscas* |
|--|--------|---|---------------------------------|---|
| Litros | Galões | | | |
| 22-30 | 6-8 | 3P-2044 (1) | 6V-3542 (1) | 111-2370 (1) |
| 30-38 | 8-10 | 3P-2044 (1) 6V-3542 (1) | 111-2372 (1) | 111-2369 (1) |
| 38-49 | 10-13 | 3P-2044 (1) 8T-1589 (1) | 111-2372 (1) | 111-2369 (1) |
| 49-64 | 13-17 | 3P-2044 (2) | 8T-1589 (1) | 9N-3368 (1) |
| 64-83 | 17-22 | 3P-2044 (2) 8T-1589 (1) | 111-2372 (1) 6V-3542 (1) | 111-2371 (1) |
| 83-114 | 22-30 | 3P-2044 (3) 8T-1589 (1) | 3P-2044 (1) | 9N-3718 (1) |
| 114-163 | 30-43 | 3P-2044 (5) | 3P-2044 (1) 6V-3542 (1) | 111-2371 (2) |
| 163-242 | 43-64 | 3P-2044 (8) | 3P-2044 (2) | 9N-3718 (2) |

* O período normal de manutenção é de 250 horas. Consulte o Manual de Operação e Manutenção para obter instruções completas quanto à manutenção do líquido arrefecedor.

() Indica a quantidade exigida.

KÜHLMITTELZUSATZ

VORTEILE FÜR DEN KUNDEN:

Schutz gegen Kavitation, Schaumbildung, Erosion, Korrosion und Kesselsteinbildung in Kühlsystemen.

- Richtig dosierter Kühlmittelzusatz

BESCHREIBUNG:

Additive erschöpfen sich während des Motorbetriebs. Deshalb muß allen HD-Kühlmitteln regelmäßig Kühlmittelzusatz beigefügt werden. Wenn bei Erstfüllung kein vollwertiges Fertigmittel, wie das Frostschutz- und Kühlmittel für Dieselmotoren von Caterpillar (DEAC), verwendet wird, muß bei Erstfüllung Kühlmittelzusatz beigefügt werden. Wieviel Kühlmittelzusatz beigefügt werden muß, hängt vom Inhalt des Kühlsystems ab.

Für Erstfüllung ist Kühlmittelzusatz nur in flüssiger Form erhältlich. Für Wartungsintervalle ist Kühlmittelzusatz in flüssiger Form und als Zusatzelement erhältlich. (Für die Motorbaureihe 3600 sind keine Zusatzelemente erhältlich.)

ANMERKUNG:

Die Kühlmittelmenge bei Erstfüllung ist nicht die gleiche Menge, die bei Wartungsintervallen beigefügt werden muß.

Die Kühlmittelzusatzelemente können mit allen Frostschutzmitteln auf Ethylen- oder Propylenglykolbasis verwendet werden, die den Standards nach ASTM D4985 oder ASTM D5345 entsprechen.

ANMERKUNG:

Den Kühlmittelzusatz nicht mit Langzeitkühlmittel (ELC) von Caterpillar verwenden. Der Kühlmittelzusatz ist nur für HD-Kühlmittel bestimmt.

TEILEBEZEICHNUNG:

| Kühlsysteminhalt | | Kühlmittelzusatz bei Erstfüllung | Flüssiger Kühlmittelzusatz bei Wartung* | Kühlmittelzusatzelement bei Wartung* |
|------------------|----------|-------------------------------------|--|---|
| Liter | US-Gall. | | | |
| 22-30 | (6-8) | 3P-2044 (1) | 6V-3542 (1) | 111-2370 (1) |
| 30-38 | (8-10) | 3P-2044 (1) 6V-3542 (1) | 111-2372 (1) | 111-2369 (1) |
| 38-49 | (10-13) | 3P-2044 (1) 8T-1589 (1) | 111-2372 (1) | 111-2369 (1) |
| 49-64 | (13-17) | 3P-2044 (2) | 8T-1589 (1) | 9N-3368 (1) |
| 64-83 | (17-22) | 3P-2044 (2) 8T-1589 (1) | 111-2372 (1) 6V-3542 (1) | 111-2371 (1) |
| 83-114 | (22-30) | 3P-2044 (3) 8T-1589 (1) | 3P-2044 (1) | 9N-3718 (1) |
| 114-163 | (30-43) | 3P-2044 (5) | 3P-2044 (1) 6V-3542 (1) | 111-2371 (2) |
| 163-242 | (43-64) | 3P-2044 (8) | 3P-2044 (2) | 9N-3718 (2) |

* Der normale Wartungsintervall beträgt 250 Betriebsstunden. Für vollständige Anweisungen zur Wartung des Kühlsystems, siehe Betriebs- und Wartungshandbuch.

() Erforderliche Anzahl

MAINTENANCE PARTS

| DESCRIPTION | PART NUMBER | QTY | WHERE USED | PAGE |
|---|----------------|-----|--------------------------------|------|
| AIR INLET AND EXHAUST SYSTEM | | | | |
| FILTER ELEMENT AS-AIR (PRIMARY) | 227 - 7448 | 1 | AIR CLEANER GP | 56 |
| FILTER ELEMENT AS-AIR (SECONDARY) | 227 - 7449 | 1 | AIR CLEANER GP | 56 |
| BASIC ENGINE | | | | |
| GASKET (VALVE COVER) | 225 - 6451 | 1 | COVER GP-VALVE MECHANISM | 9 |
| PLUG-DRAIN (ENGINE OIL) | 7C - 0351 | 2 | PAN GP-OIL | 26 |
| COOLING SYSTEM | | | | |
| HOSE-RADIATOR (LOWER) | 210 - 6139 | 1 | MOUNTING GP-RAD & OIL COOLER | 48 |
| HOSE-RADIATOR (UPPER) | 210 - 6141 | 1 | MOUNTING GP-RAD & OIL COOLER | 48 |
| REGULATOR GP-TEMPERATURE (WATER) | 254 - 2267 | 1 | CONNECTION GP-WATER | 39 |
| V-BELT | 1W - 2934 | 1 | FAN GP-SUCTION | 44 |
| V-BELT SET (INCLUDES 2-BELTS) | 3S - 8447 | 1 | FAN GP-SUCTION | 44 |
| | | 1 | FAN GP-SUCTION | 45 |
| ELECTRICAL AND STARTING SYSTEM | | | | |
| BATTERY (12-VOLT, MAINTENANCE FREE) | 230 - 6368 | 1 | BATTERY & WIRING GP | 74 |
| | | 1 | BATTERY & WIRING GP | 76 |
| BELT-DRIVE (WARNING BEACON) | 9X - 8139 | 1 | LAMP GP-WARNING BEACON | 93 |
| ELEMENT AS-JACKET WATER HEATER (120-VOLT, 1000-WATT) | 219 - 3273 | 1 | HEATER GP-JACKET WATER | 82 |
| FLASHER AS (12-VOLT) | 7T - 4848 | 1 | WIRING GP-PLATFORM | 127 |
| FUSE (10-AMPERE) | 3K - 8782 | 1 | LAMP GP-WARNING BEACON | 93 |
| FUSE (60-AMPERE) | 267 - 2701 | 1 | WIRING GP-PLATFORM | 127 |
| GLOW PLUG (12-VOLT) | 232 - 6662 | 4 | GLOW PLUG GP | 81 |
| LAMP (12-VOLT) | 7X - 9065 | 1 | WIRING GP-CONSOLE | 112 |
| LAMP (12-VOLT, 21-WATT) | 3C - 4883 | 1 | LIGHTING GP-FLOOD & SIGNAL | 94 |
| LAMP (12-VOLT, 21/5-WATT) | 3C - 6516 | 1 | LIGHTING GP-FLOOD & SIGNAL | 94 |
| LAMP (12-VOLT, 55-WATT) | 9W - 0607 | 1 | LAMP GP-FLOOD | 91 |
| | | 1 | LAMP GP-FLOOD | 92 |
| | 9X - 8118 | 1 | LAMP GP-WARNING BEACON | 93 |
| LENS-LAMP (REAR) | 146 - 2438 | 1 | LIGHTING GP-FLOOD & SIGNAL | 94 |
| FUEL SYSTEM | | | | |
| CAP GP-FUEL FILLER (VENTED, LOCKABLE) | 201 - 0330 | 1 | TANK GP-FUEL | 72 |
| FILTER AS-WATER SEP & FUEL | 228 - 9130 | 1 | PUMP GP-FUEL PRM & PRIM FILTER | 68 |
| HYDRAULIC SYSTEM | | | | |
| CAP-FILL (HYDRAULIC OIL) | 237 - 3797 | 1 | TANK & MTG GP-HYDRAULIC | 360 |
| FILTER AS-OIL (HYDRAULIC, FIRE RESISTANT) | 134 - 3014 | 1 | FILTER GP-OIL | 286 |
| FILTER AS-OIL (ULTRA HIGH EFFICIENCY) | 126 - 1817 | 1 | FILTER GP-OIL | 286 |
| FILTER-BREATHER (HYDRAULIC TANK) | 9R - 9925 | 1 | TANK & MTG GP-HYDRAULIC | 360 |
| FILTER (FLOW REGULATOR) | 227 - 1197 | 1 | MANIFOLD GP-CONTROL | 342 |

MAINTENANCE PARTS

| DESCRIPTION | PART NUMBER | QTY | WHERE USED | PAGE |
|--|----------------|-----|-------------------------------|------|
| LUBRICATION SYSTEM | | | | |
| CANISTER AS-BREATHER (CRANKCASE) | 165-4021 | 1 | BREATHER GP | 35 |
| CAP AS (ENGINE OIL FILLER) | 236-6651 | 1 | GAUGE GP-OIL LEVEL & FILLER | 37 |
| FILTER AS-ENGINE OIL | 7W-2326 | 1 | GAUGE GP-OIL LEVEL & FILLER | 37 |
| SEAL (BREATHER) | 185-6643 | 1 | BREATHER GP | 35 |
| OPERATOR STATION | | | | |
| ACCUMULATOR-REFRIGERANT | 170-0235 | 1 | LINES GP-HEATER & AIR COND | 598 |
| BLADE AS-WIPER | 5C-8811 | 1 | WIPER GP-WINDOW | 642 |
| | 101-0745 | 1 | WIPER & WASHER GP-WINDOW | 640 |
| | | 1 | WIPER GP-WINDOW | 642 |
| FILTER-CAB AIR (RECIRCULATION) | 211-2660 | 1 | AIR CONDITIONER GP | 557 |
| FILTER ELEMENT AS-AIR (CAB HEATER, AIR CONDITIONER) | 211-2661 | 1 | HEATER GP-CAB | 589 |
| | | 1 | AIR CONDITIONER & MOUNTING GP | 555 |
| LAMP (12-VOLT) | 122-7137 | 1 | HEATER GP-CAB | 587 |
| | 210-8754 | 1 | TACHOMETER GP-ELECTRIC | 624 |
| | | 1 | LINER GP-CAB | 595 |
| POWER TRAIN | | | | |
| BREATHER | 197-9155 | 1 | AXLE GP-REAR | 140 |
| BREATHER (FRONT AXLE) | 253-5024 | 1 | AXLE GP-DRIVE & STEERING | 138 |
| BREATHER (TRANSMISSION) | 7T-3251 | 1 | TRANSMISSION GP-DIRECT DRIVE | 189 |
| | | 1 | TRANSMISSION GP-POWER SHIFT | 194 |
| FILTER AS-OIL (EFFICIENCY) (POWER TRAIN) | 119-4740 | 1 | POWER TRAIN AR | 171 |
| PLUG AS-DRAIN (MAGNETIC) | 152-6144 | 4 | AXLE GP-DRIVE & STEERING | 138 |
| | | 4 | AXLE GP-REAR | 140 |
| STRAINER (SUCTION) | 7T-2651 | 1 | DIFFERENTIAL & BEVEL GEAR GP | 148 |
| | | 1 | CASE AS-TRANSMISSION | 143 |
| | | 1 | TRANSMISSION GP-POWER SHIFT | 194 |
| SERVICE EQUIPMENT AND SUPPLIES | | | | |
| PADLOCK GP (VANDALISM GUARD) | 246-2641 | 1 | LOCK GP-VANDALISM | 645 |

PIÈCES DE RECHANGE

| DESCRIPTION | NUMÉRO DE PIÈCES | QTÉ | DOMAINE D'APPLICATION | PAGE |
|--|---------------------|-----|--|----------|
| CIRCUIT D'ADMISSION D'AIR ET D'ÉCHAPPEMENT | | | | |
| ÉLÉMENT DE FILTRE À AIR (ENS) (PRINCIPAL) | 227 - 7448 | 1 | FILTRE A AIR (ASS) | 56 |
| ÉLÉMENT DE FILTRE À AIR (ENS) (SECONDAIRE) | 227 - 7449 | 1 | FILTRE A AIR (ASS) | 56 |
| CIRCUIT DE CARBURANT | | | | |
| BOUCHON DE GOULOTTE DE CARBURANT (ASS) (AÉRÉ, VERROUILLABLE) | 201 - 0330 | 1 | RÉSERVOIR DE CARBURANT (ASS) | 72 |
| FILTRE - SÉPARATEUR D'EAU ET DE CARBURANT (ENS) | 228 - 9130 | 1 | POMPE D'AMORÇAGE DE CARBURANT ET FILTRE PRINCIPAL | 68 |
| CIRCUIT DE GRAISSAGE | | | | |
| BOÎTIER-RENIFLARD (VILEBREQUIN) | 165 - 4021 | 1 | RENIFLARD (ASS) | 35 |
| BOURRELET D'ÉTANCHÉITÉ (RENIFLARD) | 185 - 6643 | 1 | RENIFLARD (ASS) | 35 |
| CHAPEAU (ENS) (GOULOTTE DE REPLISSAGE D'HUILE MOTEUR) | 236 - 6651 | 1 | INSTRUMENT - NIVEAU D'HUILE ET GOUL. DE REMPLIS. | 37 |
| FILTRE A HUILE MOTEUR (ENS) | 7W - 2326 | 1 | INSTRUMENT - NIVEAU D'HUILE ET GOUL. DE REMPLIS. | 37 |
| CIRCUIT DE REFROIDISSEMENT | | | | |
| COURROIE TRAPEZOIDALE | 1W - 2934 | 1 | VENTILATEUR ASPIRANT (ASS) | 44 |
| FLEXIBLE DE RADIATEUR (INFÉRIEUR) | 210 - 6139 | 1 | MONTAGE DE RADIATEUR ET REFROIDISSEUR D'HUILE (ASS) | 48 |
| FLEXIBLE DE RADIATEUR (SUPÉRIEUR) | 210 - 6141 | 1 | MONTAGE DE RADIATEUR ET REFROIDISSEUR D'HUILE (ASS) | 48 |
| JEU DE COURROIES TRAPEZOIDALES (COMPREND 2 COURROIES) | 3S - 8447 | 1 | VENTILATEUR ASPIRANT (ASS) | 44 |
| RÉGULATEUR DE TEMPÉRATURE (ASS) (EAU) | 254 - 2267 | 1 | VENTILATEUR ASPIRANT (ASS) RACCORD D'EAU (ASS) | 45 39 |

* TRADUCTION NON DISPONIBLE AU MOMENT DE LA PUBLICATION

PIÈCES DE RECHANGE

| DESCRIPTION | NUMÉRO DE PIÈCES | QTÉ | DOMAINE D'APPLICATION | PAGE |
|---|---------------------|-----|---|------|
| CIRCUIT ÉLECTRIQUE ET DE DÉMARRAGE | | | | |
| AMPOULE (12 VOLTS) | 7X-9065 | 1 | CABLAGE DE CONSOLE (ASS) | 112 |
| AMPOULE (12V, 21W) | 3C-4883 | 1 | ÉCLAIRAGE - PROJECTEURS ET CLIGNOTANTS (ASS) | 94 |
| AMPOULE (12V, 21/5W) | 3C-6516 | 1 | ÉCLAIRAGE - PROJECTEURS ET CLIGNOTANTS (ASS) | 94 |
| AMPOULE (12V, 55W) | 9W-0607 | 1 | LAMPE - PHARE (ASS) | 91 |
| | 9X-8118 | 1 | LAMPE - PHARE (ASS) | 92 |
| | 9X-8118 | 1 | LAMPE - GYROPHARE (ASS) | 93 |
| BATTERIE (12V, SANS ENTRETIEN) | 230-6368 | 1 | BATTERIE ET CÂBLAGE | 74 |
| | 230-6368 | 1 | BATTERIE ET CÂBLAGE | 76 |
| BOUGIE DE PRECHAUFFAGE (12V) | 232-6662 | 4 | BOUGIE DE PRÉCHAUFFAGE (ASS) | 81 |
| CLIGNOTANT (ENS) (12 VOLTS) | 7T-4848 | 1 | CABLAGE - PLATE-FORME (ASS) | 127 |
| ÉLÉMENT DU RÉCHAUFFEUR D'EAU DES CHEMISES (ENS) (120-VOLT, 1000-WATT) | 219-3273 | 1 | EAU DES CHEMISES - RECHAUFFEUR (ASS) | 82 |
| | 9X-8139 | 1 | LAMPE - GYROPHARE (ASS) | 93 |
| ENTRAÎNEMENT POUR COURROIE (GYROPHARE) | 9X-8139 | 1 | LAMPE - GYROPHARE (ASS) | 93 |
| FUSIBLE (10A) | 3K-8782 | 1 | LAMPE - GYROPHARE (ASS) | 93 |
| FUSIBLE (60A) | 267-2701 | 1 | CABLAGE - PLATE-FORME (ASS) | 127 |
| LENTILLE DE LAMPE (ARRIÈRE) | 146-2438 | 1 | ÉCLAIRAGE - PROJECTEURS ET CLIGNOTANTS (ASS) | 94 |
| CIRCUIT HYDRAULIQUE | | | | |
| BOUCHON DE REMPLISSAGE (HUILE HYDRAULIQUE) | 237-3797 | 1 | RÉSERVOIR HYDRAULIQUE ET MONTAGE (ASS) | 360 |
| FILTRE - RENIFLARD (RÉSERVOIR HYDRAULIQUE) | 9R-9925 | 1 | RÉSERVOIR HYDRAULIQUE ET MONTAGE (ASS) | 360 |
| FILTRE À HUILE (ENS) (HYDRAULIQUE, RÉSISTANT AU FEU) | 134-3014 | 1 | FILTRE A HUILE (ASS) | 286 |
| FILTRE À HUILE (ENS) (*ULTRA HIGH EFFICIENCY) | 126-1817 | 1 | FILTRE A HUILE (ASS) | 286 |
| FILTRE (RÉGULATEUR DE DÉBIT) | 227-1197 | 1 | COLLECTEUR - COMMANDE (ASS) | 342 |
| MATÉRIEL ET FOURNITURES D'ENTRETIEN | | | | |
| CADENAS (ASS) (PROTECTION ANTIVANDALISME) | 246-2641 | 1 | VERROUILLAGE ANTI-VANDALISME (ASS) | 645 |
| MOTEUR STANDARD | | | | |
| BOUCHON DE VIDANGE (HUILE MOTEUR) | 7C-0351 | 2 | HUILE MOTEUR - CARTER (ASS) | 26 |
| JOINT PLAT (CACHE-SOUPAPES) | 225-6451 | 1 | CACHE-SOUPAPES (ASS) | 9 |

* TRADUCTION NON DISPONIBLE AU MOMENT DE LA PUBLICATION

PIÈCES DE RECHANGE

| DESCRIPTION | NUMÉRO DE PIÈCES | QTÉ | DOMAINE D'APPLICATION | PAGE |
|---|---------------------|-----|--|----------------------------|
| POSTE DE CONDUITE | | | | |
| ACCUMULATEUR - RÉFRIGÉRANT | 170-0235 | 1 | CANALISATIONS-RÉCHAUFFEUR ET CLIMATISEUR (ASS) | 598 |
| AMPOULE (12 VOLTS) | 122-7137 | 1 | COMPTE-TOURS ÉLECTRIQUE (ASS) | 624 |
| BALAI D'ESSUIE-GLACE (ENS) | 210-8754 | 1 | CABINE - REVÊTEMENT (ASS) | 595 |
| | 5C-8811 | 1 | ESSUIE-GLACE (ASS) | 642 |
| | 101-0745 | 1 | ESSUIE-GLACE (ASS) | 642 |
| | | | 1 | ESSUIE-GLACE ET LAVE-GLACE |
| ÉLÉMENT DE FILTRE À AIR (ENS) (CLIMATISATION, CHAUFFAGE DE CABINE) | 211-2661 | 1 | CHAUFFAGE DE CABINE (ASS) | 587 |
| FILTRE À AIR DE CABINE (RECIRCULATION) | | 1 | CLIMATISEUR ET MONTAGE (ASS) | 555 |
| | 211-2660 | 1 | CHAUFFAGE DE CABINE (ASS) | 589 |
| | | | 1 | CLIMATISEUR (ASS) |
| TRANSMISSION | | | | |
| BOUCHON DE VIDANGE (ENS) (MAGNÉTIQUE) | 152-6144 | 4 | ESSIEU AR (ASS) | 140 |
| | | 4 | ESSIEU MOTEUR ET DIRECTION (ASS) | 138 |
| CREPINE (ASPIRATION) | 7T-2651 | 1 | COURONNE ET DIFFÉRENTIEL (ASS) | 148 |
| | | 1 | BOÎTE POWER SHIFT (ASS) | 194 |
| | | 1 | CARTER DE BOÎTE DE VITESSES (ENS) | 143 |
| FILTRE À HUILE (ENS) (*EFFICIENCY) (TRANSMISSION) | 119-4740 | 1 | TRANSMISSION (VERSION) | 171 |
| RENIFLARD | 197-9155 | 1 | ESSIEU AR (ASS) | 140 |
| RENIFLARD (BOÎTE DE VITESSES) | 7T-3251 | 1 | BOÎTE MÉCANIQUE (ASS) | 189 |
| | | 1 | BOÎTE POWER SHIFT (ASS) | 194 |
| RENIFLARD (ESSIEU AVANT) | 253-5024 | 1 | ESSIEU MOTEUR ET DIRECTION (ASS) | 138 |

* TRADUCTION NON DISPONIBLE AU MOMENT DE LA PUBLICATION

PIEZAS DE MANTENIMIENTO

| DESCRIPCION | NUMERO DE PIEZA | CANT | SE UTILIZA EN | PAGINA |
|--|--------------------|------|--|--------|
| EQUIPOS Y SUMINISTRO DE SERVICIOS | | | | |
| CANDADO (GR) (PROTECCIÓN CONTRA BANDALISMO) | 246-2641 | 1 | TRABA CONTRA EL VANDALISMO (GR) | 645 |
| MOTOR BÁSICO | | | | |
| EMPAQUETADURA (TAPA DE VÁLVULA) | 225-6451 | 1 | TAPA DEL MECANISMO DE VÁLVULAS (GR) | 9 |
| TAPÓN DE DRENAJE (ACEITE DE MOTOR) | 7C-0351 | 2 | CÁRTER - COLECTOR DEL (GR) | 26 |
| PUESTO DEL OPERADOR | | | | |
| ACUMULADOR DE REFRIGERANTE | 170-0235 | 1 | TUBERIAS DE CALENTADOR Y ACONDICIONADOR DE AIRE (GR) | 598 |
| ELEMENTO DEL FILTRO DE AIRE (CONJ) (CALEFACCION DE CABINA, ACONDICIONADOR DE AIRE) | 211-2661 | 1 | ACONDICIONADOR DE AIRE Y MONTAJE (GR) | 555 |
| FILTRO DE AIRE DE CABINA (RECIRCULACIÓN) | 211-2660 | 1 | CALEFACCIÓN DE LA CABINA (GR) | 587 |
| | | 1 | ACONDICIONADOR DE AIRE (GR) | 557 |
| HOJA DE LIMPIAPARABRISAS (CONJ) | 5C-8811 | 1 | CALEFACCIÓN DE LA CABINA (GR) | 589 |
| | | 1 | LIMPIAPARABRISAS DE LA VENTANA (GR) | 642 |
| | | 1 | LIMPIA Y LAVAPARABRISAS (GR) | 640 |
| LÁMPARA (12 VOLTIOS) | 101-0745 | 1 | LIMPIAPARABRISAS DE LA VENTANA (GR) | 642 |
| | | 1 | TACÓMETRO ELÉCTRICO (GR) | 624 |
| | 210-8754 | 1 | REVESTIMIENTO DE LA CABINA (GR) | 595 |
| SISTEMA DE ADMISIÓN Y ESCAPE | | | | |
| ELEMENTO DEL FILTRO DE AIRE (CONJ) (PRIMARIO) | 227-7448 | 1 | FILTRO DE AIRE (GR) | 56 |
| ELEMENTO DEL FILTRO DE AIRE (CONJ) (SECUNDARIO) | 227-7449 | 1 | FILTRO DE AIRE (GR) | 56 |
| SISTEMA DE COMBUSTIBLE | | | | |
| FILTRO DE COMBUSTIBLE Y SEPARADOR DE AGUA (CONJ) | 228-9130 | 1 | BOMBA DE CEBADO Y FILTRO PRIMARIO DE COMBUSTIBLE (GR) | 68 |
| TAPA DEL TUBO DE LLENADO DE COMBUSTIBLE (GR) (VENTILACION, TRABABLE) | 201-0330 | 1 | COMBUSTIBLE - TANQUE DE (GR) | 72 |
| SISTEMA DE ENFRIAMIENTO | | | | |
| CORREA TRAPEZOIDAL | 1W-2934 | 1 | SUCCIÓN - VENTILADOR DE (GR) | 44 |
| JUEGO DE CORREAS TRAPEZOIDALES (INCLUYE 2-CORREAS) | 3S-8447 | 1 | SUCCIÓN - VENTILADOR DE (GR) | 44 |
| MANGUERA DE RADIADOR (INFERIOR) | 210-6139 | 1 | SUCCIÓN - VENTILADOR DE (GR) | 45 |
| | | 1 | GRUPO DEMONTAJE DE RADIADOR Y ENFRIAMIENTO DE ACEITE | 48 |
| MANGUERA DE RADIADOR (SUPERIOR) | 210-6141 | 1 | GRUPO DEMONTAJE DE RADIADOR Y ENFRIAMIENTO DE ACEITE | 48 |
| TEMPERATURA - REGULADOR DE (GR) (AGUA) | 254-2267 | 1 | AGUA - CONEXIÓN DE (GR) | 39 |

* NO HAY TRADUCCION DISPONIBLE EN EL MOMENTO DE LA IMPRESION

PIEZAS DE MANTENIMIENTO

| DESCRIPCION | NUMERO DE PIEZA | CANT | SE UTILIZA EN | PAGINA |
|--|--------------------|------|---|--------|
| SISTEMA DE LUBRICACIÓN | | | | |
| FILTRO DE ACEITE DEL MOTOR (CONJ) | 7W-2326 | 1 | INDICADOR DE NIVEL DE ACEITE Y TUBO DE LLENADO | 37 |
| LATA DE RESPIRADERO (CONJ) (CÁRTER DEL MOTOR) | 165-4021 | 1 | RESPIRADERO (GR) | 35 |
| SELLO (RESPIRADERO) | 185-6643 | 1 | RESPIRADERO (GR) | 35 |
| TAPÓN (CONJ) (LLENADO DE ACEITE DE MOTOR) | 236-6651 | 1 | INDICADOR DE NIVEL DE ACEITE Y TUBO DE LLENADO | 37 |
| SISTEMA ELÉCTRICO Y DE ARRANQUE | | | | |
| BATERÍA (12-VOLTIOS, LIBRE DE MANTENIMIENTO) | 230-6368 | 1 | BATERÍA Y CABLES (GR) | 74 |
| | | 1 | BATERÍA Y CABLES (GR) | 76 |
| BUJÍA INCANDESCENTE (12 VOLTIOS) | 232-6662 | 4 | BUJÍA INCANDESCENTE (GR) | 81 |
| CONJUNTO DE DESTELLADOR (12 VOLTIOS) | 7T-4848 | 1 | CABLES DE LA PLATAFORMA (GR) | 127 |
| ELEMENTO DEL CALENTADOR DEL AGUA DE LAS CAMISAS (120 VOLTIOS, 1000 VATIOS) | 219-3273 | 1 | AGUA DE LAS CAMISAS - CALENTADOR DEL (GR) | 82 |
| FUSIBLE (10-AMPERIOS) | 3K-8782 | 1 | LÁMPARA DE BALIZA DE ADVERTENCIA (GR) | 93 |
| FUSIBLE (60 AMPERIOS) | 267-2701 | 1 | CABLES DE LA PLATAFORMA (GR) | 127 |
| LÁMPARA (12 VOLTIOS) | 7X-9065 | 1 | CABLES DE LA CONSOLA (GR) | 112 |
| LÁMPARA (12 VOLTIOS, 21 VATIOS) | 3C-4883 | 1 | LUCES DE REFLECTOR Y CAMBIO DE DIRECCION (GR) | 94 |
| LÁMPARA (12 VOLTIOS, 21/5-VATIOS) | 3C-6516 | 1 | LUCES DE REFLECTOR Y CAMBIO DE DIRECCION (GR) | 94 |
| LÁMPARA (12 VOLTIOS, 55 VATIOS) | 9W-0607 | 1 | REFLECTOR (GR) | 91 |
| | | 1 | REFLECTOR (GR) | 92 |
| | 9X-8118 | 1 | LÁMPARA DE BALIZA DE ADVERTENCIA (GR) | 93 |
| MANDO DE CORREA (BALIZA DE ADVERTENCIA) | 9X-8139 | 1 | LÁMPARA DE BALIZA DE ADVERTENCIA (GR) | 93 |
| VIDRIO DE LA LÁMPARA (PARTE TRASERA) | 146-2438 | 1 | LUCES DE REFLECTOR Y CAMBIO DE DIRECCION (GR) | 94 |
| SISTEMA HIDRÁULICO | | | | |
| FILTRO - RESPIRADERO (TANQUE HIDRÁULICO) | 9R-9925 | 1 | TANQUE HIDRÁULICO Y MONTAJE (GR) | 360 |
| FILTRO DE ACEITE (CONJ) (HIDRÁULICO, RESISTENTE AL FUEGO) | 134-3014 | 1 | FILTRO DE ACEITE (GR) | 286 |
| FILTRO DE ACEITE (CONJ) (*ULTRA HIGH EFFICIENCY) | 126-1817 | 1 | FILTRO DE ACEITE (GR) | 286 |
| FILTRO (REGULADOR DE FLUJO) | 227-1197 | 1 | CONTROL DEL MULTIPLE (GR) | 342 |
| TAPA, LLENADO (ACEITE HIDRAULICO) | 237-3797 | 1 | TANQUE HIDRÁULICO Y MONTAJE (GR) | 360 |

* NO HAY TRADUCCION DISPONIBLE EN EL MOMENTO DE LA IMPRESION

PIEZAS DE MANTENIMIENTO

| DESCRIPCION | NUMERO DE PIEZA | CANT | SE UTILIZA EN | PAGINA |
|---|--------------------|------|---|--------|
| TREN DE FUERZA | | | | |
| COLADOR (SUCCIÓN) | 7T-2651 | 1 | CAJA DE LA TRANSMISIÓN (CONJ) | 143 |
| | | 1 | SERVOTRANSMISIÓN (GR) | 194 |
| CONJUNTO DE TAPON, DRENAJE (MAGNÉTICO) | 152-6144 | 1 | DIFERENCIAL Y CORONA (GR) | 148 |
| | | 4 | EJE DE IMPULSIÓN Y DE DIRECCIÓN (GR) | 138 |
| | | 4 | EJE TRASERO (GR) | 140 |
| FILTRO DE ACEITE (CONJ) (*EFFICIENCY) (TREN DE FUERZA) | 119-4740 | 1 | TREN DE FUERZA (CONFIG) | 171 |
| RESPIRADERO | 197-9155 | 1 | EJE TRASERO (GR) | 140 |
| RESPIRADERO (EJE DELANTERO) | 253-5024 | 1 | EJE DE IMPULSIÓN Y DE DIRECCIÓN (GR) | 138 |
| RESPIRADERO (TRANSMISION) | 7T-3251 | 1 | SERVOTRANSMISIÓN (GR) | 194 |
| | | 1 | TRANSMISION DIRECTA (GR) | 189 |

* NO HAY TRADUCCION DISPONIBLE EN EL MOMENTO DE LA IMPRESION

PEÇAS DE MANUTENÇÃO

| DESCRIÇÃO | NÚMERO DE PEÇA | QUANT | UTILIZADA EM | PÁGINA |
|---|-------------------|-------|--|--------|
| EQUIPAMENTOS DE SERVIÇO E SUPRIMENTOS | | | | |
| CADEADO (PROTETOR CONTRA VANDALISMO) | 246-2641 | 1 | CADEADO CONTRA VANDALISMO | 645 |
| MOTOR BÁSICO | | | | |
| BUJÃO DO DRENO (ÓLEO DO MOTOR) | 7C-0351 | 2 | CÁRTER DO ÓLEO DO MOTOR | 26 |
| JUNTA (TAMPA DA VÁLVULA) | 225-6451 | 1 | TAMPA - MECANISMO DAS VÁLVULAS | 9 |
| POSTO DO OPERADOR | | | | |
| ACUMULADOR - REFRIGERANTE | 170-0235 | 1 | TUBULAÇÕES - AQUECEDOR E AR CONDICIONADO | 598 |
| ELEMENTO DO FILTRO DE AR (AQUECEDOR, CONDICIONADOR DE AR DA CABINE) | 211-2661 | 1 | CONDICIONADOR DE AR E MONTAGEM | 555 |
| FILTRO DE AR DE CABINA (RECIRCULAÇÃO) | 211-2660 | 1 | AQUECEDOR DA CABINE | 587 |
| | | 1 | AQUECEDOR DA CABINE | 589 |
| LÂMINA DO LIMPADOR DE PÁRA-BRISA | 5C-8811 | 1 | CONDICIONADOR DE AR | 557 |
| | | 1 | LIMPADOR DO VIDRO | 642 |
| | | 1 | LIMPADOR DO VIDRO | 642 |
| LÂMPADA (12-VOLTS) | 101-0745 | 1 | LIMPADOR E LAVADOR - JANELA | 640 |
| | | 1 | TACÔMETRO - ELÉTRICO | 624 |
| | | 1 | REVESTIMENTO DA CABINE | 595 |
| SISTEMA DE ADMISSÃO E ESCAPE DE AR | | | | |
| ELEMENTO DO FILTRO DE AR (PRIMÁRIO) | 227-7448 | 1 | PURIFICADOR DE AR | 56 |
| ELEMENTO DO FILTRO DE AR (SECUNDÁRIO) | 227-7449 | 1 | PURIFICADOR DE AR | 56 |
| SISTEMA DE ARREFECIMENTO | | | | |
| CORREIA EM V | 1W-2934 | 1 | VENTILADOR DE SUCÇÃO | 44 |
| JOGO DE CORREIAS EM V (INCLUI 2 CORREIAS) | 3S-8447 | 1 | VENTILADOR DE SUCÇÃO | 44 |
| MANGUEIRA - RADIADOR (INFERIOR) | 210-6139 | 1 | VENTILADOR DE SUCÇÃO | 45 |
| | | 1 | SUORTE - ARREFECEDR DE ÓLEO E RADIADOR | 48 |
| MANGUEIRA - RADIADOR (SUPERIOR) | 210-6141 | 1 | SUORTE - ARREFECEDR DE ÓLEO E RADIADOR | 48 |
| TERMOSTATO (ÁGUA) | 254-2267 | 1 | CONEXÃO - TUBO D'ÁGUA | 39 |
| SISTEMA DE LUBRIFICAÇÃO | | | | |
| FILTRO - ÓLEO DO MOTOR | 7W-2326 | 1 | VARETA DE NÍVEL E BOCAL DE ENCHIMENTO DO ÓLEO | 37 |
| LATA - RESPIRO (CÁRTER) | 165-4021 | 1 | RESPIRO | 35 |
| RETENTOR (RESPIRO) | 185-6643 | 1 | RESPIRO | 35 |
| TAMPA (BOCAL DE ENCHIMENTO DO OLEO DO MOTOR) | 236-6651 | 1 | VARETA DE NÍVEL E BOCAL DE ENCHIMENTO DO ÓLEO | 37 |

* TRADUÇÃO NÃO DISPONÍVEL NO MOMENTO DA IMPRESSÃO

PEÇAS DE MANUTENÇÃO

| DESCRIÇÃO | NÚMERO DE PEÇA | QUANT | UTILIZADA EM | PÁGINA |
|--|-------------------|-------|--|--------|
| SISTEMA DO COMBUSTÍVEL | | | | |
| FILTRO - SEPARADOR DE ÁGUA E COMBUSTÍVEL | 228-9130 | 1 | BOMBA DE ESCORVA DO COMBUSTÍVEL E DO FILTRO PRIMÁRIO | 68 |
| TAMPA - BOCAL DE ENCHIMENTO DE COMBUSTÍVEL (COM RESPIRO, TRAVÁVEL) | 201-0330 | 1 | TANQUE DE COMBUSTÍVEL | 72 |
| SISTEMA ELÉTRICO DE PARTIDA | | | | |
| BATERIA (12 VOLTS, ISENTO DE MANUTENÇÃO) | 230-6368 | 1 | BATERIA E CABOS / FIOS ELÉTRICOS | 74 |
| | | 1 | BATERIA E CABOS / FIOS ELÉTRICOS | 76 |
| CORREIA DE COMANDO (PISCA-ALERTA) | 9X-8139 | 1 | LUZ GIRATÓRIA DE ALARME | 93 |
| ELEMENTO - AQUECEDOR DE ÁGUA DA CAMISA (120 VOLTS, 1.000 WATTS) | 219-3273 | 1 | AQUECEDOR DA ÁGUA DO MOTOR | 82 |
| FUSÍVEL (10 AMPERES) | 3K-8782 | 1 | LUZ GIRATÓRIA DE ALARME | 93 |
| FUSÍVEL (60 AMPERES) | 267-2701 | 1 | CABOS/FIOS ELÉTRICOS - PLATAFORMA | 127 |
| LÂMPADA (12-VOLTS) | 7X-9065 | 1 | CABOS/FIOS ELÉTRICOS DO CONSOLE | 112 |
| LÂMPADA (12-VOLTS, 21-WATTS) | 3C-4883 | 1 | SISTEMA DE ILUMINAÇÃO - FARÓIS E SINAL | 94 |
| LÂMPADA (12-VOLTS, 21/5-WATTS) | 3C-6516 | 1 | SISTEMA DE ILUMINAÇÃO - FARÓIS E SINAL | 94 |
| LÂMPADA (12-VOLTS, 55-WATTS) | 9W-0607 | 1 | LÂMPADA - FAROL | 91 |
| | | 1 | LÂMPADA - FAROL | 92 |
| | 9X-8118 | 1 | LUZ GIRATÓRIA DE ALARME | 93 |
| LENTE - LÂMPADA (TRASEIRO) | 146-2438 | 1 | SISTEMA DE ILUMINAÇÃO - FARÓIS E SINAL | 94 |
| LUZ INTERMITENTE (12-VOLTS) | 7T-4848 | 1 | CABOS/FIOS ELÉTRICOS - PLATAFORMA | 127 |
| VELA DE AQUECIMENTO; VELA INCANDESCENTE (12 VOLTS) | 232-6662 | 4 | VELA DE AQUECIMENTO; VELA INCANDESCENTE | 81 |
| SISTEMA HIDRÁULICO | | | | |
| FILTRO - ÓLEO (SISTEMA HIDRÁULICO, RESISTENTE CONTRA FOGO) | 134-3014 | 1 | FILTRO - ÓLEO | 286 |
| FILTRO - ÓLEO (*ULTRA HIGH EFFICIENCY) | 126-1817 | 1 | FILTRO - ÓLEO | 286 |
| FILTRO - RESPIRO (TANQUE HIDRÁULICO) | 9R-9925 | 1 | TANQUE DE ÓLEO HIDRÁULICO E MONTAGEM | 360 |
| FILTRO (REGULADOR DE FLUXO) | 227-1197 | 1 | COLETOR - CONTROLE | 342 |
| TAMPA - ENCHIMENTO (ÓLEO HIDRÁULICO) | 237-3797 | 1 | TANQUE DE ÓLEO HIDRÁULICO E MONTAGEM | 360 |

* TRADUÇÃO NÃO DISPONÍVEL NO MOMENTO DA IMPRESSÃO

PEÇAS DE MANUTENÇÃO

| DESCRIÇÃO | NÚMERO DE PEÇA | QUANT | UTILIZADA EM | PÁGINA |
|---|----------------|-------|-----------------------------|--------|
| TREM DE FORÇA | | | | |
| BUJÃO-DRENAGEM (MAGNÉTICO) | 152-6144 | 1 | DIFERENCIAL E COROA | 148 |
| | | | EIXO DE PROPULSÃO E DIREÇÃO | 138 |
| | | | SEMI-EIXO TRASEIRO | 140 |
| | | | TREM DE FORÇA | 171 |
| FILTRO - ÓLEO (EFICIÊNCIA) (TREM DE FORÇA) | 119-4740 | 1 | TREM DE FORÇA | 171 |
| RESPIRO | 197-9155 | 1 | SEMI-EIXO TRASEIRO | 140 |
| RESPIRO (EIXO DIANTEIRO) | 253-5024 | 1 | EIXO DE PROPULSÃO E DIREÇÃO | 138 |
| RESPIRO (TRANSMISSÃO) | 7T-3251 | 1 | SERVOTRANSMISSÃO | 194 |
| | | | TRANSMISSÃO DIRETA | 189 |
| | | | CAIXA DA TRANSMISSÃO | 143 |
| TELA FILTRANTE (SUCÇÃO) | 7T-2651 | 1 | SERVOTRANSMISSÃO | 194 |

* TRADUÇÃO NÃO DISPONÍVEL NO MOMENTO DA IMPRESSÃO

WARTUNGSTEILE

| BESCHREIBUNG | ERSATZTEIL- NUMMER | MENGE | VERWENDET IN | SEITE |
|--|-----------------------|-------|--|-------|
| ELEKTRISCHE ANLAGE UND STARTSYSTEM | | | | |
| BATTERIE (12 V, WARTUNGSFREI) | 230-6368 | 1 | BATTERIE UND VERDRAHTUNG | 74 |
| | | 1 | BATTERIE UND VERDRAHTUNG | 76 |
| BLINKER (12 V) | 7T-4848 | 1 | FAHRERPLATTFORMVERDRAHTUNG | 127 |
| GLÜHKERZE (12 V) | 232-6662 | 4 | GLÜHKERZE | 81 |
| LAUFBAND UND ANTRIEB (RUNDUM-KENNLEUCHTE) | 9X-8139 | 1 | RUNDUM-KENNLEUCHTE | 93 |
| LEUCHTE (12 V) | 7X-9065 | 1 | KONSOLENVERDRAHTUNG | 112 |
| LEUCHTE (12 V, 21 W) | 3C-4883 | 1 | ARBEITS- U. SIGNALLEUCHTE | 94 |
| LEUCHTE (12 V, 21/5 W) | 3C-6516 | 1 | ARBEITS- U. SIGNALLEUCHTE | 94 |
| LEUCHTE (12 V, 55 W) | 9W-0607 | 1 | ARBEITSLEUCHTEN | 91 |
| | | 1 | ARBEITSLEUCHTEN | 92 |
| | 9X-8118 | 1 | RUNDUM-KENNLEUCHTE | 93 |
| LEUCHTENLINSE (HINTEN) | 146-2438 | 1 | ARBEITS- U. SIGNALLEUCHTE | 94 |
| SICHERUNG (10 A) | 3K-8782 | 1 | RUNDUM-KENNLEUCHTE | 93 |
| SICHERUNG (60 A) | 267-2701 | 1 | FAHRERPLATTFORMVERDRAHTUNG | 127 |
| UMLAUFKÜHLWASSERHEIZUNGS- ELEMENT (120 V, 1000 W) | 219-3273 | 1 | UMLAUFKÜHLWASSERHEIZUNG | 82 |
| FAHRERHAUS | | | | |
| FAHRERHAUSLUFTFILTER (UMLAUFLUFT) | 211-2660 | 1 | FAHRERHAUSHEIZUNG | 589 |
| | | 1 | KLIMAAANLAGE | 557 |
| KÄLTEMITTEL-DRUCKSPEICHER | 170-0235 | 1 | HEIZUNGS- U. KLIMAAANLAGENLEITUNGEN | 598 |
| LEUCHTE (12 V) | 122-7137 | 1 | DREHZAHLMESSER, ELEKTR. | 624 |
| | 210-8754 | 1 | FAHRERHAUSAUSKLEIDUNG | 595 |
| LUFTFILTER (FAHRERHAUSHEIZUNG, KLIMAAANLAGE) | 211-2661 | 1 | FAHRERHAUSHEIZUNG | 587 |
| | | 1 | KLIMAAANLAGE UND AUFHÄNGUNG | 555 |
| SCHEIBENWISCHERBLATT | 5C-8811 | 1 | SCHEIBENWISCHER | 642 |
| | 101-0745 | 1 | SCHEIBENWISCHER | 642 |
| | | 1 | SCHEIBENWISCHER UND -WASCHANLAGE | 640 |
| HYDRAULIKSYSTEM | | | | |
| EINFÜLLKAPPE (HYDRAULIKÖL) | 237-3797 | 1 | HYDRAULIKTANK UND BEFESTIGUNGSTEILE | 360 |
| ENTLÜFTERFILTER (HYDRAULIKTANK) | 9R-9925 | 1 | HYDRAULIKTANK UND BEFESTIGUNGSTEILE | 360 |
| FILTER (FLUSSSTEUERUNG) | 227-1197 | 1 | STEUERKRÜMMER | 342 |
| ÖLFILTER (HYDRAULIK, FEUERFEST) | 134-3014 | 1 | ÖLFILTER | 286 |
| ÖLFILTER (*ULTRA HIGH EFFICIENCY) | 126-1817 | 1 | ÖLFILTER | 286 |
| KRAFTSTOFFSYSTEM | | | | |
| KRAFTSTOFFFILTERKAPPE (BELÜFTET, SPERRBAR) | 201-0330 | 1 | KRAFTSTOFFTANK | 72 |
| WASSERABSCHIEDER UND KRAFTSTOFFFILTER | 228-9130 | 1 | KRAFTSTOFFENTLÜFTUNGSPUMPE UND -HAUPTFILTER | 68 |

* ÜBERSETZUNG ZUM ZEITPUNKT DER DRUCKLEGUNG NICHT VORHANDEN

WARTUNGSTEILE

| BESCHREIBUNG | ERSATZTEIL- NUMMER | MENGE | VERWENDET IN | SEITE |
|--|-----------------------|-------|-------------------------------------|-------|
| KRAFTÜBERTRAGUNG | | | | |
| ABLASSSCHRAUBE (MAGNETISCH) | 152-6144 | 1 | DIFFERENTIAL UND TELLERRAD | 148 |
| | | 4 | HINTERACHSE | 140 |
| | | 4 | ANTRIEBS- UND LENKACHSE | 138 |
| ENTLÜFTER | 197-9155 | 1 | HINTERACHSE | 140 |
| ENTLÜFTER (GETRIEBE) | 7T-3251 | 1 | LASTSCHALTGETRIEBE | 194 |
| | | 1 | WECHSELGETRIEBE | 189 |
| ENTLÜFTER (VORDERACHSE) | 253-5024 | 1 | ANTRIEBS- UND LENKACHSE | 138 |
| ÖLFILTER (*EFFICIENCY) (KRAFTÜBERTRAGUNG) | 119-4740 | 1 | KRAFTÜBERTRAGUNG | 171 |
| SIEB (ANSAUG) | 7T-2651 | 1 | GETRIEBEGEHÄUSE | 143 |
| | | 1 | LASTSCHALTGETRIEBE | 194 |
| KÜHLSYSTEM | | | | |
| KEILRIEMEN | 1W-2934 | 1 | SAUGLÜFTER | 44 |
| KEILRIEMENSATZ (EINSCHL. 2 RIEMEN) | 3S-8447 | 1 | SAUGLÜFTER | 44 |
| | | 1 | SAUGLÜFTER | 45 |
| KÜHLERSCHLAUCH (OBEN) | 210-6141 | 1 | KÜHLER U. ÖLKÜHLER - BEFESTIGUNG | 48 |
| KÜHLERSCHLAUCH (UNTEN) | 210-6139 | 1 | KÜHLER U. ÖLKÜHLER - BEFESTIGUNG | 48 |
| TEMPERATURREGLER (WASSER) | 254-2267 | 1 | KÜHLWASSERANSCHLUSS | 39 |
| LUFTANSAUG- UND ABGASSYSTEM | | | | |
| LUFTFILTER (HAUPTLEMENT) | 227-7448 | 1 | LUFTREINIGER | 56 |
| LUFTFILTER (HILFSELEMENT) | 227-7449 | 1 | LUFTREINIGER | 56 |
| MOTOR (GRUNDAUSFÜHRUNG) | | | | |
| ABLASSSTOPFEN (MOTORÖL) | 7C-0351 | 2 | ÖLWANNE | 26 |
| DICHTUNG (VENTILDECKEL) | 225-6451 | 1 | VENTILDECKEL | 9 |
| SCHMIERSYSTEM | | | | |
| DICHTUNG (ENTLÜFTER) | 185-6643 | 1 | ENTLÜFTER | 35 |
| ENTLÜFTERPATRONE (KURBELGEHÄUSE) | 165-4021 | 1 | ENTLÜFTER | 35 |
| KAPPE (MOTORÖLEINFÜLLUNG) | 236-6651 | 1 | ÖLMESSSTAB U. EINFÜLLSTUTZEN | 37 |
| ÖLFILTER | 7W-2326 | 1 | ÖLMESSSTAB U. EINFÜLLSTUTZEN | 37 |
| WARTUNGSAUSRÜSTUNG UND -ZUBEHÖR | | | | |
| VORHÄNGESCHLOSS (VANDALISMUSSCHUTZ) | 246-2641 | 1 | VORHÄNGESCHLOSS | 645 |

* ÜBERSETZUNG ZUM ZEITPUNKT DER DRUCKLEGUNG NICHT VORHANDEN

INDEX

| Name | Page | Name | Page |
|---|------|--|------|
| A | | | |
| ACCUMULATOR GP-PILOT OIL-CHARGED | 247 | BUCKET AS-HOE- | 438 |
| ACCUMULATOR GP-RIDE CONTROL- | | HIGH CAPACITY, PIN-LOCK | 440 |
| CHARGED | 248 | | 441 |
| ACCUMULATOR-REFRIGERANT | 598 | | 442 |
| ADAPTER GP | 338 | BUCKET GP-GENERAL PURPOSE | 444 |
| AIR CLEANER GP | 55 | | 445 |
| | 56 | | 446 |
| AIR CONDITIONER & MOUNTING GP | 555 | | 447 |
| AIR CONDITIONER GP | 557 | | 448 |
| ALTERNATOR GP-CHARGING- | | | 449 |
| 120-AMPERE, WITH MOUNTING | 73 | | 450 |
| ARM GP-LIFT | 391 | BUCKET GP-HOE | 451 |
| ARMREST AS (LH) | 616 | | 452 |
| | 617 | | 453 |
| ARMREST AS (LH) | 609 | | 454 |
| ARMREST AS (RH) | 616 | | 455 |
| | 617 | | 475 |
| ARMREST AS (RH) | 609 | | 492 |
| AXLE GP-DRIVE & STEERING | 138 | | 493 |
| AXLE GP-REAR | 140 | | 494 |
| B | | | |
| BACKHOE AR-EXTENDABLE STICK | 1 | BUCKET GP-HOE-CORAL | 471 |
| | 2 | | 472 |
| BACKHOE AR-STANDARD STICK | 3 | | 473 |
| BATTERY & WIRING GP | 76 | BUCKET GP-HOE-HEAVY DUTY | 457 |
| BATTERY & WIRING GP-STANDARD | 74 | | 458 |
| BATTERY (12-VOLT, MAINTENANCE FREE) | 74 | | 459 |
| | 76 | | 460 |
| BELT-DRIVE (WARNING BEACON) | 93 | | 461 |
| BLADE AS-WIPER | 640 | BUCKET GP-HOE-HEAVY-DUTY | 456 |
| | 642 | BUCKET GP-HOE-HEAVY-DUTY, PIN-LOCK . . . | 479 |
| BOOM GP | 393 | | 480 |
| BOWL AS-BUCKET | 425 | | 481 |
| | 426 | | 482 |
| BOX GP-BATTERY | 227 | BUCKET GP-HOE-HIGH CAPACITY | 462 |
| BRACE GP-LIFT CYLINDER | 394 | | 463 |
| BRACKET AS | 246 | | 464 |
| BRACKET GP-MOUNTING-MONITOR | 559 | | 465 |
| BRACKET GP-TRANSPORT | 643 | | 491 |
| BREATHER | 140 | BUCKET GP-HOE- | |
| BREATHER (FRONT AXLE) | 138 | HIGH CAPACITY, PIN-LOCK | 485 |
| BREATHER GP | 35 | | 486 |
| BREATHER (TRANSMISSION) | 189 | | 487 |
| | 194 | | 488 |
| BUCKET AR-MULTIPURPOSE | 427 | | 489 |
| | 428 | | 490 |
| | 429 | BUCKET GP-HOE-ROCK | 466 |
| BUCKET AS-GENERAL PURPOSE | 430 | | 467 |
| | 432 | | 468 |
| | 434 | | |
| | 436 | | |

INDEX

| Name | Page | Name | Page |
|----------------------------------|------|---|------|
| | 469 | CONTROL GP-SERVICE BRAKE- | |
| | 470 | STANDARD SHIFT | 215 |
| | 477 | CONTROL GP-STEERING-TILT | 221 |
| BUCKET GP-MULTIPURPOSE | 495 | CONTROL GP-TRANSMISSION | 146 |
| | 496 | COOLANT HEATER LINES | 597 |
| | 498 | | 598 |
| | 500 | COOLER GP-ENGINE OIL | 40 |
| BULLDOZER AS | 502 | | 41 |
| | 503 | COOLER GP-FLTR BASE & ENG OIL | 41 |
| | 504 | COOLER-OIL (ENGINE) | 40 |
| | 505 | COOLING AR | 43 |
| | | COUNTERWEIGHT GP | 228 |
| | | | 229 |
| | | | 230 |
| | | COUPLER AR-QUICK-PIN-LOCK | 506 |
| | | COUPLER GP-QUICK-BACKHOE | 507 |
| | | | 508 |
| | | COUPLER GP-QUICK-CAT, CASE | 510 |
| | | COUPLER GP-QUICK-CAT, DEERE | 511 |
| | | COUPLER GP-QUICK-PIN-LOCK | 509 |
| | | COVER GP-CYLINDER HEAD | 8 |
| | | COVER GP (OUTLET) | 366 |
| | | | 367 |
| | | COVER GP-VALVE MECHANISM | 9 |
| | | COVER GP-WIPER MOTOR | 581 |
| | | CRANKSHAFT GP | 11 |
| | | CUSHION GP-SEAT | 609 |
| | | CYLINDER & LINES GP-THUMB | 259 |
| | | CYLINDER BLOCK GP | 13 |
| | | | 15 |
| | | CYLINDER GP-BACKHOE BUCKET | 260 |
| | | | 262 |
| | | CYLINDER GP-BOOM | 264 |
| | | | 265 |
| | | CYLINDER GP-BRAKE-LH | 219 |
| | | CYLINDER GP-BRAKE-RH | 218 |
| | | CYLINDER GP-EXTENDABLE STICK | 267 |
| | | | 419 |
| | | CYLINDER GP-LIFT | 269 |
| | | CYLINDER GP-MULTIPURPOSE BUKT | 270 |
| | | CYLINDER GP-STABILIZER | 271 |
| | | | 273 |
| | | CYLINDER GP-STEERING | 138 |
| | | CYLINDER GP-STICK | 275 |
| | | | 277 |
| | | | 278 |
| | | CYLINDER GP-SWING | 279 |
| | | CYLINDER GP-THUMB | 281 |
| | | CYLINDER GP-TILT | 282 |
| | | CYLINDER HEAD GP | 16 |
| | | | 17 |

C

| | |
|--|-----|
| CAB AR | 560 |
| | 561 |
| | 562 |
| CAB GP | 563 |
| CAMSHAFT GP | 7 |
| CANISTER AS-BREATHER (CRANKCASE) | 35 |
| CANOPY AR | 566 |
| | 567 |
| CANOPY GP-OPEN ROPS- | |
| WITH FRONT WINDOW | 570 |
| CANOPY GP-OPEN ROPS- | |
| WITHOUT FRONT WINDOW | 568 |
| CAP AS (ENGINE OIL FILLER) | 37 |
| CAP-FILL (HYDRAULIC OIL) | 360 |
| CAP GP-FUEL FILLER | |
| (VENTED, LOCKABLE) | 72 |
| CASE AS-TRANSMISSION-FRONT | 143 |
| CASE AS-TRANSMISSION-REAR | 144 |
| CHASSIS AR | 4 |
| COMMON AR | 4 |
| COMPARTMENT GP-LITERATURE | 571 |
| COMPRESSOR & MTG GP-REFRIG | 572 |
| COMPRESSOR GP-REFRIGERANT | 573 |
| CONDENSER & MTG GP-REFRIGERANT | 574 |
| CONNECTION GP-WATER | 39 |
| CONSOLE GP-OPERATOR-FRONT | 579 |
| CONSOLE GP-OPERATOR-LH | 577 |
| CONSOLE GP-OPERATOR-RH | 575 |
| CONTROL AR-RIDE | 249 |
| CONTROL GP-COMMUNICATION- | |
| PRODUCT LINK 300 | 78 |
| CONTROL GP-GOVERNOR | 61 |
| CONTROL GP-HYDRAULIC HAND-LOADER | 250 |
| | 252 |
| CONTROL GP-JOYSTICK-LH | 257 |
| | 258 |
| CONTROL GP-JOYSTICK-RH | 255 |
| | 256 |
| CONTROL GP-PARKING BRAKE | 213 |
| | 214 |

INDEX

| Name | Page | Name | Page |
|--|------|---|------|
| D | | | |
| DIAPHRAGM | | | 561 |
| (CRANKCASE PRESSURE CONTACTOR) . . . | 9 | | 562 |
| DIFFERENTIAL & BEVEL GEAR GP | 148 | FILM-IDENTIFICATION | 567 |
| DIFFERENTIAL GP | 150 | (CATERPILLAR, REAR) | 566 |
| | 151 | FILM-IDENTIFICATION (GROUP NUMBER) | 557 |
| DOOR GP-BATTERY | 231 | | 589 |
| DOOR GP-CAB-LH | 582 | FILM-IDENTIFICATION | |
| DOOR GP-CAB-RH | 584 | (STABILIZER CONTROL) | 560 |
| DRIVE & MTG GP-PUMP | 284 | | 566 |
| DRIVE AR-BACKHOE LOADER- | | | 567 |
| ALL WHEEL DRIVE, 2-WHEEL STEER | 152 | FILM-INDICATOR (BUCKET LEVEL) | 289 |
| DRIVE GP-FAN | 18 | FILM-INFORMATION | |
| DRIVE GP-FLEXIBLE COUPLING | 153 | (EXTENDED LIFE COOLANT-READ OMM) | 645 |
| | | FILM-INSTRUCTION | 364 |
| E | | FILM-INSTRUCTION (BUCKET CONTROL) | 364 |
| EDGE GP-CUTTING | 512 | FILM-INSTRUCTION | |
| | 513 | (EXTENDABLE STICK PIN, READ OMM) | 1 |
| ELBOW | 156 | | 2 |
| | 321 | FILM-INSTRUCTION | |
| ELECTRONICS GP-MACHINE | 79 | (OIL FLOW DIRECTION) | 294 |
| ELECTRONICS GP-MONITOR | 80 | FILM-INSTRUCTION (WASHER FILL) | 628 |
| ELEMENT AS-JACKET WATER HEATER | | | 640 |
| (120-VOLT, 1000-WATT) | 82 | FILM-NOTICE (EXTENDABLE STICK) | 305 |
| ENGINE AR | 5 | FILM (PLATE-NAME) | 248 |
| ENGINE AR-PRIMARY | 6 | FILM (PROTECTION) | 74 |
| EXTENSION GP-EXHAUST | 5 | FILM (STABILIZER, AUTO UP) | 561 |
| EXTENSION GP-FENDER | 232 | | 562 |
| | | FILM (START SWITCH) | 647 |
| F | | FILM-STRIPE (YELLOW) | 246 |
| FAN AS | 557 | FILM (TEMPERATURE CONTROL) | 555 |
| | 589 | | 587 |
| FAN GP-SUCTION | 45 | FILM-WARNING | |
| FAN GP-SUCTION- | | (ACCUM, HIGH PRESS, READ OMM) | 323 |
| WITH AIR CONDITIONER | 44 | FILM-WARNING | |
| FASTENER GP-VALVE-BANK | 285 | (HIGH PRESSURE, READ OMM) | 248 |
| FASTENER GP-VALVE (BANK) | 364 | FILM-WARNING | |
| FENDER GP-FRONT | 233 | (HIGH PRESSURE, READ OMM, ANSI) | 291 |
| FENDER GP-REAR | 234 | | 329 |
| FILLER GP-POWER TRAIN OIL | 154 | FILM-WARNING | |
| FILLER GP-POWER TRAIN OIL- | | (HYDRAULIC PRESSURE, READ OMM) | 294 |
| ALL WHEEL DRIVE, STANDARD SHIFT | 156 | | 296 |
| FILM-CONTROL (BACKHOE, JOYSTICK) | 560 | | 299 |
| | 561 | FILM-WARNING (JUMP START, READ OMM) | 646 |
| | 562 | FILM-WARNING | |
| | 566 | (LASER TRANSMITTER, READ OMM) | 591 |
| | 567 | FILM-WARNING (PRODUCT LINK 300, ANSI) | 83 |
| FILM-CONTROL (LOADER, JOYSTICK) | 561 | FILTER AS-ENGINE OIL | 37 |
| FILM-CONTROL (LOADER, JOYSTICK) | 562 | FILTER AS-OIL (EFFICIENCY) | |
| FILM GP | 644 | (POWER TRAIN) | 171 |
| FILM-IDENTIFICATION | | FILTER AS-OIL | |
| (CATERPILLAR, FRONT) | 560 | (HYDRAULIC, FIRE RESISTANT) | 286 |
| | | FILTER AS-OIL (ULTRA HIGH EFFICIENCY) | 286 |
| | | FILTER AS-WATER SEP & FUEL | 68 |
| | | FILTER BASE & ENG OIL COOLER | 41 |

INDEX

| Name | Page | Name | Page |
|------------------------------------|------|---|------|
| KIT-PLANETARY CARRIER | 169 | LINES GP-BACKHOE AUXILIARY | 294 |
| KIT-PLUNGER | 386 | | 296 |
| KIT-REPAIR (GOVERNOR PEDAL) | 605 | | 299 |
| KIT-RIDE CONTROL | 291 | LINES GP-BOOM | 301 |
| KIT-ROD BEARING (0.25-MM OS) | 11 | LINES GP-BUCKET | 303 |
| KIT-ROD BEARING (0.51-MM OS) | 11 | | 305 |
| KIT-ROD BEARING (0.76-MM OS) | 11 | LINES GP-DRAIN | 308 |
| KIT-ROLLER BEARING | 169 | LINES GP-EXTENDABLE STICK | 309 |
| KIT-SEAL | 82 | LINES GP-FUEL | 62 |
| | 202 | LINES GP-FUEL FILTER | 64 |
| | 344 | LINES GP-HEATER | 597 |
| | 347 | LINES GP-HEATER & AIR COND | 598 |
| | 390 | LINES GP-HYDRAULIC OIL COOLER | 311 |
| KIT-SEAL (ACCUMULATOR) | 248 | LINES GP-LIFT CYLINDER | 313 |
| KIT-SEAL (PILOT VALVE) | 386 | LINES GP-LOADER AUXILIARY | 315 |
| | 387 | LINES GP-MULTIPURPOSE BUCKET | 317 |
| KIT-SEAL (VIBRATORY VALVE) | 356 | | 319 |
| KIT-SERVICE | 605 | LINES GP-PILOT | 323 |
| KIT-SLIDER BLOCK | 614 | | 326 |
| KIT-SPIDER | 138 | LINES GP-PILOT-BACKHOE BANK VALVE | 321 |
| KIT-SPIDER & BEARING | 174 | LINES GP-POWER TRAIN OIL- | |
| KIT-TILT PEDAL | 221 | DIFFERENTIAL LOCK | 165 |
| KIT-VALVE (FLOW REGULATOR) | 345 | LINES GP-PUMP | 327 |
| KIT-VALVE (PRIORITY) | 345 | LINES GP-RIDE CONTROL | 329 |
| KIT-VALVE (SHUTTLE) | 345 | LINES GP-STABILIZER | 331 |
| KNOB GP-STEERING | 223 | | 335 |
| | | LINES GP-STABILIZER-7-BANK | 333 |
| | | LINES GP-STEERING | 224 |
| | | LINES GP-STICK | 337 |
| | | LINES GP-SWING | 338 |
| | | LINES GP-TILT CYLINDER | 340 |
| | | LINES GP-TRANSMISSION COOLER | 46 |
| | | LINK GP-SHIPPING | 645 |
| | | LINK GP-THUMB | 525 |
| | | | 526 |
| | | | 528 |
| | | | 539 |
| | | | 540 |
| | | | 541 |
| | | | 542 |
| | | | 543 |
| | | | 544 |
| | | | 545 |
| | | | 547 |
| | | | 548 |
| | | | 549 |
| | | | 551 |
| | | LINK GP-THUMB-ADJUSTABLE | 396 |
| | | LINKAGE GP-BACKHOE BUCKET | 397 |
| | | LINKAGE GP-LOADER BUCKET | 399 |
| | | LOADER AR | 401 |
| | | LOCK GP-TRANSPORT | 405 |
| | | LOCK GP-TRANSPORT-BOOM | 403 |
| | | LOCK GP-TRANSPORT-STABILIZER | 402 |
| | | LOCK GP-VANDALISM | 645 |

L

| | |
|-------------------------------------|-----|
| LAMP GP-DOME | 595 |
| LAMP GP-FLOOD-SUSPENDED MOUNT | 91 |
| | 92 |
| LAMP GP-HEAD & SIGNAL | 94 |
| LAMP GP-SIGNAL | 94 |
| LAMP GP-WARNING BEACON- | |
| MAGNETIC MOUNT | 93 |
| LAMP (12-VOLT) | 112 |
| | 595 |
| | 624 |
| LAMP (12-VOLT, 21-WATT) | 94 |
| LAMP (12-VOLT, 21/5-WATT) | 94 |
| LAMP (12-VOLT, 55-WATT) | 91 |
| | 92 |
| | 93 |
| LATCH GP-CONSOLE | 593 |
| LENS-LAMP (REAR) | 94 |
| LEVER GP-GOVERNOR | 61 |
| | 594 |
| LEVER GP-HAND CONTROL | 220 |
| LIFTING GP-ENGINE | 23 |
| LIGHTING GP-FLOOD & SIGNAL- | |
| NACD, OPTIONAL | 94 |
| LIGHTING GP-WARNING BEACON | 96 |
| LINER GP-CAB | 595 |

INDEX

| Name | Page | Name | Page |
|--|------|---|------|
| M | | | |
| MANIFOLD GP-CONTROL-INLET | 344 | PAD GP-STABILIZER-STREET | 416 |
| | 345 | | 417 |
| MANIFOLD GP-CONTROL-OUTLET | 342 | PADLOCK GP (VANDALISM GUARD) | 645 |
| MANIFOLD GP-CONTROL & SOLENOID | 346 | PAN GP-OIL | 26 |
| MANIFOLD GP-CONTROL & SOLENOID- BOOM, STICK, PATTERN SWITCH | 347 | PEDAL GP-GOVERNOR | 605 |
| MANIFOLD GP-HYDRAULIC | 372 | PIN AS (LOWER, UPPER) | 138 |
| | 374 | PIN GP-COUPLER-MACHINE | 517 |
| | 376 | PIN GP-COUPLER-PIN-LOCK | 518 |
| | 378 | PISTON & ROD GP | 28 |
| | 379 | PLANETARY GP-FINAL DRIVE | 169 |
| METER GP-SERVICE | 115 | | 170 |
| MIRROR GP-REAR VIEW-INSIDE | 600 | PLATE & FILM GP | 645 |
| | 601 | | 648 |
| MIRROR GP-REAR VIEW (INSIDE) | 566 | PLATE-IDENTIFICATION (BUCKET) | 445 |
| | 567 | | 447 |
| MODULE GP-POWER SUPPLY | 89 | | 486 |
| MODULE GP-WARNING INDICATOR | 112 | | 491 |
| MOTOR GP-WINDOW WIPER | 602 | | 492 |
| MOTOR GP-WINDOW WIPER-FRONT | 602 | | 493 |
| MOUNTING GP-AXLE | 166 | | 494 |
| MOUNTING GP-BACKHOE CONTROL | 348 | | 495 |
| MOUNTING GP-BANK VALVE | 350 | | 496 |
| MOUNTING GP-BUCKET | 516 | | 498 |
| MOUNTING GP-CAB | 603 | | 499 |
| MOUNTING GP-CYLINDER-THUMB | 351 | | 500 |
| | 353 | PLATE-IDENTIFICATION (CAT) | 509 |
| MOUNTING GP-ENGINE | 24 | PLUG AS-DRAIN (MAGNETIC) | 138 |
| MOUNTING GP-ENGINE & TMSN | 25 | | 140 |
| MOUNTING GP-LINES-BACKHOE | 354 | | 148 |
| MOUNTING GP-MAST-ACCUGRADE | 97 | PLUG-DRAIN (ENGINE OIL) | 26 |
| MOUNTING GP-MONITOR-ACCUGRADE | 604 | PLUG GP-CONTROL VALVE | 342 |
| MOUNTING GP-RAD & OIL COOLER- TRANSMISSION, HYDRAULIC OIL | 48 | | 372 |
| MOUNTING GP-SENSOR-ANGLE | 98 | | 374 |
| MOUNTING GP-STICK | 406 | | 376 |
| MOUNTING GP-TRANSMISSION | 167 | | 380 |
| | 168 | PLUG GP-ENGINE | 30 |
| MOUNTING GP-WHEEL | 209 | | 31 |
| | 211 | | 32 |
| MOUNTING GP-WHEEL (FRONT) | 206 | POWER TRAIN AR- ALL WHEEL DRIVE, AUTOSHIFT | 171 |
| | 207 | POWER TRAIN AR- ALL WHEEL DRIVE, STD SHIFT | 171 |
| | 208 | PROTECTION GP-VANDALISM | 649 |
| MUFFLER GP | 58 | PULLEY GP-CRANKSHAFT | 33 |
| P | | | |
| PAD & GUARD GP-STABILIZER | 409 | PUMP GP-ENGINE OIL | 38 |
| PAD & GUARD GP-STABILIZER-STREET | 407 | PUMP GP-FUEL INJECTION | 65 |
| | 411 | PUMP GP-FUEL PRM & PRIM FILTER- WITH MOUNTING | 69 |
| PAD & MTG GP-STABILIZER | 415 | PUMP GP-FUEL PRM & PRIM FILTER- WITH WATER SEPARATOR | 68 |
| PAD & MTG GP-STABILIZER-STREET | 413 | PUMP GP-METERING | 226 |
| | 414 | PUMP GP-PISTON | 356 |
| | | PUMP GP-TRANSMISSION | 189 |
| | | | 194 |
| | | PUMP GP-WATER | 50 |

INDEX

| Name | Page | Name | Page |
|--|------|---|------|
| R | | | |
| RADIATOR & OIL COOLER GP- HYDRAULIC, TRANSMISSION | 52 | SENSOR GP-MOISTURE (WATER SEPARATOR) | 68 |
| | 53 | SENSOR GP-POSITION | 260 |
| RADIATOR GP | 52 | | 265 |
| | 53 | SENSOR GP-POSITION (LINEAR) | 275 |
| RECEIVER GP-LASER (LR21) | 89 | SENSOR GP-SPEED | 102 |
| REGULATOR GP-TEMPERATURE (WATER) ... | 39 | SENSOR GP-SPEED (TORQUE CONVERTER OUTPUT) | 189 |
| RELAY AS (12-VOLT) | 106 | SENSOR GP-SPEED (TRANSMISSION OUTPUT) | 195 |
| | 109 | SENSOR GP-TEMPERATURE | 121 |
| | 123 | SHAFT GP-AXLE | 138 |
| | 134 | SHAFT GP-COUNTER | 172 |
| | 291 | | 189 |
| RELAY AS (12-VOLT) | 109 | SHAFT GP-DRIVE-FRONT | 174 |
| RELAY AS (12-VOLT) (ACCUGRADE, MAST) ... | 89 | SHAFT GP-DRIVE-REAR | 174 |
| RELAY AS (12-VOLT) (BACKUP ALARM) | 127 | SHAFT GP-IDLER | 175 |
| RELAY AS (12-VOLT) (DIFFERENTIAL LOCK) ... | 127 | | 189 |
| RELAY AS (12-VOLT) (FUEL PUMP) | 119 | SHAFT GP-INPUT | 177 |
| RELAY AS (12-VOLT) (HORN) | 127 | | 179 |
| RELAY AS (12-VOLT) (IMPLEMENT DISABLE) | 127 | SHAFT GP-OUTPUT | 181 |
| RELAY AS (12-VOLT) (POSITION LAMP) | 127 | | 185 |
| RELAY AS (12-VOLT) (START) | 119 | SHAFT GP-OUTPUT-FRONT | 184 |
| RELAY AS (12-VOLT) (STARTING AID) | 119 | SHAFT GP-OUTPUT-REAR | 183 |
| RELAY GP | 99 | SHAFT GP-PUMP DRIVE | 359 |
| RELAY GP-12-VOLT | 100 | SHIPPING AR-BUCKET | 650 |
| | 101 | SOFTWARE GP-MONITOR (RECEIVER) | 89 |
| RELAY GP (12-VOLT) | 123 | STABILIZER GP-BACKHOE | 418 |
| RELAY GP (12-VOLT) | 109 | STARTING MOTOR GP-ELECTRIC | 105 |
| ROOF GP-CAB | 606 | STARTING MOTOR GP-ELECTRIC-12-VOLT ... | 103 |
| ROTATING GP-PUMP | 358 | STICK GP-EXTENDABLE | 419 |
| | | | 421 |
| S | | | |
| SEAL (BREATHER) | 35 | STICK GP-HOE | 423 |
| SEAT BELT GP-RETRACTABLE, 2-IN | 607 | STRAINER (SUCTION) | 143 |
| SEAT BELT GP-RETRACTABLE, 3-IN | 608 | | 194 |
| SEAT GP | 612 | SUN VISOR | 627 |
| SEAT GP-CLOTH | 613 | SUSPENSION GP-SEAT | 619 |
| SEAT GP-DELUXE, CLOTH | 609 | | 622 |
| SEAT GP-SUSPENSION-CLOTH | 617 | SWITCH AS | 213 |
| | 618 | SWITCH AS-COLUMN | |
| SEAT GP-SUSPENSION-DELUXE, CLOTH | 614 | (HD LIGHT, TURN SIG, WDO WIPER) | 127 |
| | 615 | SWITCH AS-FOOT (DIFFERENTIAL LOCK) | 107 |
| SEAT GP-SUSPENSION-VINYL | 616 | SWITCH AS-LIMIT | 622 |
| | 618 | SWITCH AS-LIMIT (BRAKE PEDAL) | 215 |
| SENDER AS-FUEL LEVEL | 71 | SWITCH AS-PRESSURE | 134 |
| SENDER AS-TEMPERATURE | | | 291 |
| (ENGINE COOLANT) | 119 | SWITCH AS-PRESSURE (ENGINE OIL) | 108 |
| SENDER AS-TEMPERATURE (12-VOLT) | 194 | SWITCH AS-PRESSURE (HYDRAULIC OIL FILTER BYPASS) | 121 |
| SENDER AS-TEMPERATURE (12-VOLT) | 190 | SWITCH AS-PRESSURE (REFRIGERANT) | 109 |
| SENSOR AS-POSITION (ANGLE) | 591 | SWITCH AS-ROCKER | |
| SENSOR AS-POSITION (BOOM SWING) | 591 | (AIR CONDITIONER, HEATER) | 109 |
| | | SWITCH AS-ROCKER (ALL WHEEL DRIVE) | 106 |

INDEX

| Name | Page | Name | Page |
|---|------|--|------|
| SWITCH AS-ROCKER (AUXILIARY HYDRAULIC FLOW) | 365 | TANK GP-WINDOW WASHER | 628 |
| SWITCH AS-ROCKER (BLOWER FAN SPEED) | 123 | THUMB AR-BACKHOE | 519 |
| SWITCH AS-ROCKER (BLOWER FAN SPEED) | 109 | THUMB AR- BACKHOE, HYDRAULIC COMMON | 550 |
| SWITCH AS-ROCKER (FLOODLIGHTS, FRONT) | 94 | THUMB AR-BACKHOE, MANUAL COMMON ... | 551 |
| SWITCH AS-ROCKER (FLOODLIGHTS, REAR) | 94 | THUMB AR-24-IN, HYD, HEAVY-DUTY | 521 |
| SWITCH AS-ROCKER (HEATER) | 123 | THUMB AR-24-IN, HYD, HEAVY-DUTY, WITH COUPLER | 522 |
| SWITCH AS-ROCKER (HYDRAULIC LOCKOUT) | 112 | THUMB AR-24-IN, HYD, ROCK | 523 |
| SWITCH AS-ROCKER (MODE SELECT) | 127 | THUMB AR-24-IN, MAN, HEAVY-DUTY | 525 |
| SWITCH AS-ROCKER (RIDE CONTROL) | 134 | THUMB AR-24-IN, MAN, HEAVY-DUTY, WITH COUPLER | 526 |
| SWITCH AS-ROCKER (STARTING AID) | 112 | THUMB AR-24-IN, MAN, ROCK | 527 |
| SWITCH AS-ROCKER (TRANSMISSION NEUTRAL LOCK) | 115 | THUMB AR- 24-IN, MAN, ROCK, WITH COUPLER | 524 |
| SWITCH AS-ROCKER (WARNING BEACON) ... | 112 | THUMB AR-24-IN, MANUAL | 528 |
| SWITCH AS-ROCKER (WIPER, WASHER REAR) | 642 | THUMB AR- 24-IN, MANUAL, WITH COUPLER | 519 |
| SWITCH AS-ROLLER (KICKOUT, POSITIONER) | 125 | THUMB AR-24-IN, ROCK, MANUAL | 520 |
| SWITCH GP-ALL WHEEL DRIVE- INCLUDES RELAY | 106 | THUMB AR- 24-IN, ROCK, MANUAL, WITH COUPLER ... | 520 |
| SWITCH GP-DIFFERENTIAL LOCK- CENTER PIVOT | 107 | THUMB AR-30-IN, HYD, HEAVY-DUTY | 531 |
| SWITCH GP-PRESSURE | 215 | THUMB AR-30-IN, HYD, HEAVY-DUTY, WITH COUPLER | 532 |
| SWITCH GP-PRESSURE-ENGINE OIL | 108 | THUMB AR-30-IN, HYD, ROCK | 533 |
| SWITCH GP-PUSH BUTTON (NEUTRALIZER, DOWNSHIFT) | 146 | THUMB AR- 30-IN, HYD, ROCK, WITH COUPLER | 534 |
| SWITCH GP-PUSH BUTTON (NEUTRALIZER, DOWNSHIFT) | 250 | THUMB AR-30-IN, HYD, WITH COUPLER ... | 529 |
| SWITCH GP-START (KEY) | 112 | THUMB AR-30-IN, MAN, HEAVY-DUTY, WITH COUPLER | 542 |
| SWITCH-TEMPERATURE (AIR CONDITIONER) | 557 | THUMB AR- 30-IN, MAN, ROCK, WITH COUPLER | 543 |
| SWITCH-TEMPERATURE (ENGINE COOLANT) | 119 | THUMB AR-30-IN, MAN, WITH COUPLER ... | 544 |
| SWITCH-TEMPERATURE (TIMING ADVANCE) | 65 | THUMB AR-30-IN, MANUAL, HEAVY-DUTY ... | 540 |
| SYNCHRONIZER GP | 183 | THUMB AR-30-IN, MANUAL, ROCK | 541 |
| T | | | |
| TACHOMETER GP-ELECTRIC | 112 | THUMB AR-36-IN, HYD, HEAVY-DUTY | 535 |
| TANK & MTG GP-FUEL-INCLUDES STEP | 70 | THUMB AR-36-IN, HYD, HEAVY-DUTY, WITH COUPLER | 536 |
| TANK & MTG GP-HYDRAULIC | 360 | THUMB AR-36-IN, HYD, ROCK | 537 |
| TANK GP-COOLANT | 54 | THUMB AR- 36-IN, HYD, ROCK, WITH COUPLER | 538 |
| TANK GP-EXPANSION-COOLANT | 54 | THUMB AR-36-IN, HYD, WITH COUPLER ... | 530 |
| TANK GP-FUEL | 71 | THUMB AR-36-IN, MAN, HEAVY-DUTY | 545 |
| TANK GP-FUEL | 72 | THUMB AR-36-IN, MAN, HEAVY-DUTY, WITH COUPLER | 547 |
| TANK GP-HYDRAULIC | 360 | THUMB AR-36-IN, MAN, ROCK | 546 |
| | | THUMB AR- 36-IN, MAN, ROCK, WITH COUPLER | 548 |
| | | THUMB AR-36-IN, MAN, WITH COUPLER ... | 549 |
| | | THUMB GP-BACKHOE | 552 |
| | | THUMB GP-BACKHOE, COMMON | 553 |
| | | TIE ROD GP | 138 |

INDEX

| Name | Page | Name | Page |
|------------------------------------|------|---------------------------------------|------|
| TIP GP-BUCKET (SOIL) | 491 | V-BELT SET (INCLUDES 2-BELTS) | 44 |
| | 492 | | 45 |
| | 493 | VALVE & LINES GP-PILOT | 362 |
| | 494 | VALVE & LINES GP-SOLENOID- | |
| TIP GP-CHISEL | 471 | DIFFERENTIAL LOCK | 200 |
| | 472 | VALVE & MTG GP-SOLENOID | 202 |
| | 473 | VALVE AR-BANK 2 | 364 |
| TIP GP-PENETRATION | 451 | VALVE AR-BANK 3 | 364 |
| | 452 | VALVE AR-BANK 6 | 364 |
| | 453 | VALVE AR-BANK 7 | 365 |
| | 454 | VALVE AR-BANK 8 | 365 |
| | 455 | VALVE AS-WATER | 555 |
| | 456 | | 587 |
| | 457 | VALVE GP-BANK 2 | 366 |
| | 458 | VALVE GP-BANK 3 | 367 |
| | 459 | VALVE GP-BANK 6 | 368 |
| | 460 | VALVE GP-BANK 7 | 369 |
| | 461 | VALVE GP-BANK 8 | 370 |
| | 462 | VALVE GP-BRAKE | 215 |
| | 463 | VALVE GP-CHECK | 345 |
| | 464 | | 374 |
| | 465 | | 376 |
| | 466 | | 380 |
| | 467 | VALVE GP-CONTROL-AUXILIARY | 382 |
| | 468 | | 385 |
| | 469 | VALVE GP-CONTROL-BOOM | 374 |
| | 470 | VALVE GP-CONTROL-BUCKET | 379 |
| | 479 | VALVE GP-CONTROL-EXTENDABLE STICK ... | 380 |
| | 480 | VALVE GP-CONTROL-LIFT | 383 |
| | 481 | VALVE GP-CONTROL-STABILIZER | 372 |
| | 482 | VALVE GP-CONTROL-STICK | 376 |
| | 483 | VALVE GP-CONTROL-SWING | 378 |
| | 484 | VALVE GP-CONTROL-TILT | 384 |
| | 485 | VALVE GP-CROSSOVER RELIEF | 338 |
| | 486 | VALVE GP-FLOW CONTROL | 342 |
| | 487 | VALVE GP-PILOT-BODY | 386 |
| | 488 | | 387 |
| | 489 | VALVE GP-PRESSURE REDUCING | 344 |
| | 490 | VALVE GP-PUMP CONTROL | 388 |
| TOOTH GP-UNI | 554 | VALVE GP-PUMP CONTROL | |
| TRANSMISSION & MOUNTING GP | 188 | (PRESSURE, FLOW COMPENSATOR) | 356 |
| TRANSMISSION & MOUNTING GP- | | VALVE GP-RELIEF | 189 |
| ALL WHEEL DRIVE, AUTOSHIFT | 187 | | 203 |
| TRANSMISSION AR-DIRECT DRIVE- | | | 342 |
| ALL WHEEL DRIVE | 188 | | 345 |
| TRANSMISSION AR-POWER SHIFT- | | | 372 |
| ALL WHEEL DRIVE | 188 | | 374 |
| TRANSMISSION GP-DIRECT DRIVE | 189 | | 376 |
| TRANSMISSION GP-POWER SHIFT | 194 | | 378 |
| TRIM GP-CAB | 625 | | 379 |
| TURBOCHARGER GP | 59 | | 380 |
| | | | 382 |
| | | | 384 |
| | | | 385 |
| V | | | |
| V-BELT | 44 | | |

INDEX

| Name | Page | Name | Page |
|--|------|--------------------------------------|------|
| VALVE GP-RELIEF (CUSHION CROSSOVER) | 338 | WINDOW GP-CAB-UPPER, LH | 630 |
| VALVE GP-RELIEF (TORQUE CONVERTER INLET) | 194 | WINDOW GP-CAB-UPPER, RH | 632 |
| VALVE GP-SHUTOFF | 308 | WINDOW GP-DOOR-LH | 636 |
| VALVE GP-SOLENOID | 189 | WINDOW GP-DOOR-RH | 638 |
| | 202 | WIPER & WASHER GP-WINDOW | 640 |
| | 344 | WIPER GP-WINDOW | 642 |
| | 347 | WIRING GP-AIR CONDITIONER | 109 |
| | 356 | WIRING GP-CONSOLE-FRONT | 115 |
| | 389 | WIRING GP-CONSOLE-SIDE | 112 |
| | 390 | WIRING GP-CONTROL-JOYSTICK, LH | 117 |
| VALVE GP-SOLENOID (ACCUMULATOR) | 390 | | 118 |
| VALVE GP-SOLENOID (ALL WHEEL DRIVE, CLUTCH ONE) | 195 | WIRING GP-CONTROL-JOYSTICK, RH | 116 |
| VALVE GP-SOLENOID (CLUTCH) | 195 | WIRING GP-ENGINE | 119 |
| VALVE GP-SOLENOID (FORWARD) | 195 | | 121 |
| VALVE GP-SOLENOID (REVERSE) | 195 | WIRING GP-EXTENDABLE STICK | 122 |
| VALVE GP-SOLENOID (RIDE CONTROL, SWITCH) | 390 | | 419 |
| VALVE GP-SOLENOID (12-VOLT) (FUEL SHUTOFF) | 65 | WIRING GP-HEATER | 123 |
| VALVE GP-TIRE | 204 | WIRING GP-KICKOUT & POSITIONER | 125 |
| | 205 | WIRING GP-PLATFORM | 127 |
| VALVE MECHANISM GP | 34 | WIRING GP-POWER RECEPTACLE | 561 |
| VALVE-SHUTOFF | 52 | | 562 |
| | 53 | WIRING GP-REAR-BACKUP ALARM | 132 |
| VISOR GP-CAB | 561 | WIRING GP-RIDE CONTROL | 134 |
| | 562 | WIRING GP-TRANSMISSION CONTROL | 136 |
| | 627 | | |
| W | | | |
| WASHER GP-WINDOW | 628 | | |
| WHEEL & TIRE AR | 205 | | |
| | 206 | | |
| WHEEL & TIRE AR- 2-WHEEL DRIVE, BIAS FLOTATION | 206 | | |
| WHEEL & TIRE GP | 210 | | |
| WHEEL & TIRE GP-FRONT | 206 | | |
| | 207 | | |
| | 208 | | |
| | 209 | | |
| WHEEL & TIRE GP-LH | 207 | | |
| | 208 | | |
| | 209 | | |
| | 211 | | |
| WHEEL & TIRE GP-REAR | 209 | | |
| | 211 | | |
| WHEEL & TIRE GP-RH | 207 | | |
| | 208 | | |
| | 210 | | |
| | 212 | | |
| WINDOW GP-CAB-REAR | 634 | | |

INDEX

| Désignation | Page | Désignation | Page |
|--|------|---|------|
| A | | | |
| ACCUMULATEUR - COMMANDE DE TRANSLATION (ASS) | 248 | AUTOCOLLANT DE MISE EN GARDE (DÉMARRAGE AVEC CÂBLES VOLANTS, LIRE LE GUIDE) | 646 |
| ACCUMULATEUR - HUILE PILOTE (ASS) | 247 | AUTOCOLLANT DE MISE EN GARDE (HAUTE PRESSION, LIRE LE GUIDE D'UTILISATION ET D'ENTRETIEN) | 248 |
| ACCUMULATEUR - RÉFRIGÉRANT | 598 | AUTOCOLLANT DE MISE EN GARDE (HAUTE PRESSION, LIRE LE GUIDE D'UTILISATION ET D'ENTRETIEN, ANSI) | 291 |
| ADAPTATEUR (ASS) | 338 | AUTOCOLLANT DE MISE EN GARDE (HAUTE PRESSION, LIRE LE GUIDE D'UTILISATION ET D'ENTRETIEN, ANSI) | 329 |
| ALTERNATEUR DE CHARGE (ASS) | 73 | AUTOCOLLANT DE MISE EN GARDE (*LASER TRANSMITTER, READ OMM) | 591 |
| AMPOULE (12 VOLTS) | 112 | AUTOCOLLANT DE MISE EN GARDE (PRESSION HYDRAULIQUE, LIRE LE GUIDE D'UTILISATION ET D'ENTRETIEN) | 294 |
| | 595 | | 296 |
| | 624 | | 299 |
| AMPOULE (12V, 21W) | 94 | AUTOCOLLANT DE MISE EN GARDE (*PRODUCT LINK 300, ANSI) | 83 |
| AMPOULE (12V, 21/5W) | 94 | AUTOCOLLANT D'IDENTIFICATION (CATERPILLAR, ARRIÈRE) | 566 |
| AMPOULE (12V, 55W) | 93 | AUTOCOLLANT D'IDENTIFICATION (*CATERPILLAR, FRONT) | 567 |
| AMPOULE (12V, 55W) | 91 | AUTOCOLLANT D'IDENTIFICATION (*CATERPILLAR, FRONT) | 560 |
| | 92 | | 561 |
| ARBRE A CAMES (ASS) | 7 | | 562 |
| ARBRE DE RENVOI (ASS) | 175 | | |
| | 189 | | |
| ARBRE DE SORTIE (ASS) | 181 | AUTOCOLLANT D'IDENTIFICATION (NUMÉRO D'ASSEMBLAGE) | 557 |
| | 183 | | 589 |
| | 184 | | |
| | 185 | AUTOCOLLANT D'IDENTIFICATION (*STABILIZER CONTROL) | 566 |
| ARBRE D'ENTRAÎNEMENT (ASS) | 174 | AUTOCOLLANT D'IDENTIFICATION (*STABILIZER CONTROL) | 560 |
| ARBRE D'ENTRÉE (ASS) | 177 | | 567 |
| | 179 | | |
| ARBRE D'ESSIEU (ASS) | 138 | AUTOCOLLANT-INFORMATION (*EXTENDED LIFE COOLANT-READ OMM) | 645 |
| ARBRE INTERMÉDIAIRE (ASS) | 172 | AUTOCOLLANT (PLAQUE-NOM) | 248 |
| ARBRE INTERMÉDIAIRE (ASS) | 189 | AUTOCOLLANT (*PROTECTION) | 74 |
| *ARMREST AS (DROITE) | 609 | AUTOCOLLANT (RELEVAGE AUTOMATIQUE DU STABILISATEUR) | 561 |
| | 616 | | 562 |
| | 617 | | 562 |
| *ARMREST AS (GAUCHE) | 609 | AXE DU COUPLER (ASS) | 517 |
| | 616 | | 518 |
| | 617 | AXE (ENS) (INFÉRIEUR, SUPÉRIEUR) | 138 |
| AUTOCOLLANT-COMMANDE (CHARGEUSE, MANIPULATEUR) | 561 | | |
| | 562 | | |
| AUTOCOLLANT (COMMANDE DE TEMPÉRATURE) | 555 | | |
| | 587 | | |
| AUTOCOLLANT-COMMANDE (PELLE RÉTRO, MANIPULATEUR) | 560 | | |
| | 561 | | |
| | 562 | | |
| | 566 | | |
| AUTOCOLLANT-COMMANDE (PELLE RÉTRO, MANIPULATEUR) | 567 | | |
| AUTOCOLLANT (CONTACTEUR DE DÉMARRAGE) | 647 | | |
| AUTOCOLLANT DE MISE EN GARDE (ACCUM, HAUTE PRESSION, LIRE LE GUIDE D'UTILISATION ET D'ENTRETIEN) | 323 | | |

B

| | |
|--|-----|
| BAÏONNETTE- NIVEAU DE CARBURANT (ASS) | 112 |
| BALAI D'ESSUIE-GLACE (ENS) | 642 |

* TRADUCTION NON DISPONIBLE AU MOMENT DE LA PUBLICATION

INDEX

| Désignation | Page | Désignation | Page |
|---|------|--|------|
| CANALISATIONS A COMMANDE PILOTE (ASS) | 321 | CAPTEUR DE VITESSE (ASS) | 102 |
| | 323 | CAPTEUR DE VITESSE (ASS) (SORTIE DE TRANSMISSION) | 195 |
| | 326 | CAPTEUR DE VITESSE (ASS) (SORTIE DU CONVERTISSEUR DE COUPLE) | 189 |
| CANALISATIONS-CHARGEUSE AUXILIAIRE (ASS) | 315 | CAPTEUR D'HUMIDITÉ (ASS) (SÉPARATEUR D'EAU) | 68 |
| CANALISATIONS DE BRAS (ASS) | 337 | CARTER AV (ASS) | 21 |
| CANALISATIONS DE CARBURANT (ASS) | 62 | CARTER DE BOÎTE DE VITESSES (ENS) | 143 |
| CANALISATIONS DE CHAUFFAGE (ASS) | 597 | | 144 |
| CANALISATIONS DE COMMANDE DE MARCHE | 329 | CARTER DE DIFFÉRENTIEL (ENS) | 148 |
| CANALISATIONS DE DIRECTION (ASS) | 224 | CARTER DE VOLANT (ASS) | 20 |
| CANALISATIONS DE POMPE (ASS) | 327 | CARTER ET BRIDE D'ESSIEU (ASS) | 159 |
| CANALISATIONS DE RÉCHAUFFEUR DE LIQUIDE DE REFROIDISSEMENT | 597 | | 160 |
| | 598 | CEINTURE DE SECURITE (ASS) | 607 |
| CANALISATIONS DE REFROIDISSEUR DE TRANSMISSION (ASS) | 46 | | 608 |
| CANALISATIONS DE REFROIDISSEUR D'HUILE HYDR. (ASS) | 311 | CHAPEAU (ENS) (GOULOTTE DE REMPLISSAGE D'HUILE MOTEUR) | 37 |
| CANALISATIONS DE STABILISATEUR (ASS) | 331 | CHARGEUSE (VERSION) | 401 |
| | 333 | CHAUFFAGE DE CABINE (ASS) | 587 |
| | 335 | | 589 |
| CANALISATIONS DE VÉRIN DE LEVAGE (ASS) | 313 | CLAPET DE DÉCHARGE À DEUX VOIES (ASS) | 338 |
| CANALISATIONS DE VIDANGE (ASS) | 308 | CLAPET DE DECHARGE (ASS) | 342 |
| CANALISATIONS D'HUILE DE TRANSMISSION (ASS) | 165 | | 372 |
| CANALISATIONS D'ORIENTATION (ASS) | 338 | | 374 |
| CANALISATIONS DU BRAS TELESCOPIQUE (ASS) | 309 | | 376 |
| CANALISATIONS DU FILTRE A CARBURANT (ASS) | 64 | | 378 |
| CANALISATIONS DU VÉRIN D'INCLINAISON (ASS) | 340 | | 379 |
| CANALISATIONS-RÉCHAUFFEUR ET CLIMATISEUR (ASS) | 598 | | 380 |
| CANALISATIONS SECONDAIRES DE PELLE RÉTRO (ASS) | 294 | | 382 |
| | 296 | | 384 |
| | 299 | | 385 |
| CAPOT DU MOTEUR (ASS) | 245 | CLAPET DE DECHARGE (ASS) | 345 |
| | 246 | CLAPET DE DECHARGE (ASS) | 189 |
| CAPOT ET PROTECTION (ASS) | 243 | | 203 |
| CAPTEUR DE POSITION (ENS) (ANGLE) | 591 | CLAPET DE DECHARGE (ASS) (*CUSHION CROSSOVER) | 338 |
| CAPTEUR DE POSITION (ENS) (PIVOTEMENT DE FLÈCHE) | 591 | CLAPET DE DECHARGE (ASS) (ENTRÉE DU CONVERTISSEUR DE COUPLE) | 194 |
| CAPTEUR DE TEMPERATURE (ASS) | 121 | CLAPET DE RETENUE (ENS) | 345 |
| CAPTEUR DE TEMPÉRATURE (ENS) (LIQUIDE DE REFROIDISSEMENT DU MOTEUR) | 119 | | 374 |
| CAPTEUR DE TEMPÉRATURE (ENS) (12 VOLTS) | 190 | | 376 |
| | 194 | | 380 |
| | | CLIGNOTANT (ENS) (12 VOLTS) | 127 |
| | | CLIMATISEUR (ASS) | 557 |
| | | CLIMATISEUR ET MONTAGE (ASS) | 555 |
| | | COLLECTEUR - COMMANDE (ASS) | 342 |
| | | | 345 |
| | | COLLECTEUR - COMMANDE (ASS) | 344 |
| | | COLLECTEUR HYDRAULIQUE (ASS) | 372 |
| | | | 374 |
| | | | 376 |

* TRADUCTION NON DISPONIBLE AU MOMENT DE LA PUBLICATION

INDEX

| Désignation | Page | Désignation | Page |
|--|------------|---|--|
| E | | | |
| EAU DES CHEMISES - RECHAUFFEUR (ASS) | 82 | FILTRE À HUILE (ENS) (HYDRAULIQUE, RÉSISTANT AU FEU) | 286 |
| ÉCLAIRAGE - GYROPHARE (ASS) | 96 | FILTRE À HUILE (ENS) (*ULTRA HIGH EFFICIENCY) | 286 |
| ÉCLAIRAGE - PROJECTEURS ET CLIGNOTANTS (ASS) | 94 | FILTRE A HUILE MOTEUR (ENS) | 37 |
| ECLAIRAGE DE GODET (ASS) | 303 305 | FILTRE (RÉGULATEUR DE DÉBIT) | 342 |
| ÉLECTRONIQUE - MACHINE (ENS) | 79 | FLECHE - CANALISATIONS | 301 |
| ÉLECTRONIQUE-MONITEUR (ASS) | 80 | FLECHE (ASS) | 393 |
| ÉLÉMENT DE FILTRE À AIR (ENS) (CLIMATISATION, CHAUFFAGE DE CABINE) | 555 | FLEXIBLE DE RADIATEUR (INFÉRIEUR) | 48 |
| ÉLÉMENT DE FILTRE À AIR (ENS) (CLIMATISATION, CHAUFFAGE DE CABINE) | 587 | FLEXIBLE DE RADIATEUR (SUPÉRIEUR) | 48 |
| ÉLÉMENT DE FILTRE À AIR (ENS) (PRINCIPAL) | 56 | FOURCHE (ASS) | 514 |
| ÉLÉMENT DE FILTRE À AIR (ENS) (SECONDAIRE) | 56 | FREIN - MAITRE-CYLINDRE (ASS) | 218 219 |
| ÉLÉMENT DU RÉCHAUFFEUR D'EAU DES CHEMISES (ENS) (120-VOLT, 1000-WATT) ... | 82 | FREIN DE MANOEUVRE - COMMANDE (ASS) | 215 |
| ENTRAÎNEMENT D'ACCOUPLLEMENT FLEXIBLE (ASS) | 153 | FUSIBLE (10A) | 93 |
| ENTRAÎNEMENT DE VENTILATEUR (ASS) | 18 | FUSIBLE (60A) | 127 |
| ENTRAÎNEMENT ET MONTAGE DE POMPE (ASS) | 284 | G | |
| ENTRAÎNEMENT POUR COURROIE (GYROPHARE) | 93 | GARDE-BOUE AR (ASS) | 234 |
| ESSIEU AR (ASS) | 140 | GARDE-BOUE AV (ASS) | 233 |
| ESSIEU MOTEUR ET DIRECTION (ASS) | 138 | GARNITURE POUR CABINE (ASS) | 625 |
| ESSUIE-GLACE (ASS) | 642 | GLACE DE PORTIÈRE (ASS) | 636 638 |
| ESSUIE-GLACE ET LAVE-GLACE | 640 | GODET - MONTAGE (ASS) | 516 |
| F | | | |
| FAISCEAU DE CABLES (ENS) (VERROUILLAGE DE DIFFÉRENTIEL) | 107 | GODET - VERSION D'EXPÉDITION | 650 |
| FAISCEAU DE CABLES (ENS) (*3-PIN, GAUGE) | 112 | GODET NORMAL (ASS) | 446 447 448 449 450 |
| FAISCEAU DE RADIO (ENS) (LIAISON DE PRODUIT) | 83 | GODET NORMAL (ASS) | 444 445 |
| FILTRE - RENIFLARD (RÉSERVOIR HYDRAULIQUE) | 360 | GODET NORMAL (ENS) | 430 432 434 436 438 |
| FILTRE - SÉPARATEUR D'EAU ET DE CARBURANT (ENS) | 68 | GODET RETRO (ASS) | 487 488 489 490 491 492 493 494 |
| FILTRE A AIR (ASS) | 55 56 | GODET RETRO (ASS) | 452 453 454 455 456 457 |
| FILTRE À AIR DE CABINE (RECIRCULATION) ... | 557 589 | | |
| FILTRE A HUILE (ASS) | 286 | | |
| FILTRE À HUILE (ENS) (*EFFICIENCY) (TRANSMISSION) | 171 | | |

* TRADUCTION NON DISPONIBLE AU MOMENT DE LA PUBLICATION

INDEX

| Désignation | Page | Désignation | Page |
|--|------|--|------|
| | 458 | I | |
| | 459 | | |
| | 460 | INDICATEUR DE COLMATAGE (ASS) | 57 |
| | 461 | INDICATEUR DE COLMATAGE DE FILTRE A | |
| | 462 | AIR | 57 |
| | 463 | INDICATEUR DE COLMATAGE DE FILTRE À AIR | |
| | 464 | (ASS) | 57 |
| | 465 | INSTRUMENT - NIVEAU D'HUILE ET GOUL. DE | |
| | 466 | REMP LIS | 37 |
| | 467 | INSTRUMENT DE TEMPÉRATURE DE LIQUIDE | |
| | 468 | DE REFROIDISSEMENT (ASS) | 112 |
| | 469 | INSTRUMENT DE TEMPÉRATURE D'HUILE | |
| | 470 | (ASS) (CONVERTISSEUR DE COUPLE) | 112 |
| | 471 | INTERRUPTEUR A PEDALE (ENS) | |
| | 472 | (VERROUILLAGE DE DIFFÉRENTIEL) | 107 |
| | 473 | INTERRUPTEUR BALANCIER (ENS) | |
| | 474 | (AUXILIAIRE DE DÉMARRAGE) | 112 |
| | 475 | INTERRUPTEUR BALANCIER (ENS) | |
| | 476 | (CLIMATISATION, CHAUFFAGE) | 109 |
| | 477 | INTERRUPTEUR BALANCIER (ENS) | |
| | 478 | (COMMANDE DE TRANSLATION) | 134 |
| | 479 | | 291 |
| | 480 | INTERRUPTEUR BALANCIER (ENS) | |
| | 481 | (DÉBIT HYDRAULIQUE AUXILIAIRE) | 365 |
| | 482 | INTERRUPTEUR BALANCIER (ENS) | |
| | 483 | (DÉBIT HYDRAULIQUE AUXILIAIRE) | 365 |
| | 484 | INTERRUPTEUR BALANCIER (ENS) | |
| | 485 | (DIRECTION INTÉGRALE) | 106 |
| | 486 | INTERRUPTEUR BALANCIER (ENS) | |
| | 486 | (ESSUIE-GLACE, LAVE-GLACE ARRIÈRE) | 642 |
| GODET RETRO (ASS) | 451 | INTERRUPTEUR BALANCIER (ENS) | |
| GODET RETRO (ENS) | 440 | (*FLOODLIGHTS, FRONT) | 94 |
| | 441 | INTERRUPTEUR BALANCIER (ENS) | |
| | 442 | (*FLOODLIGHTS, REAR) | 94 |
| GODET TOUS-TRAVAUX (ASS) | 495 | INTERRUPTEUR BALANCIER (ENS) | |
| | 496 | (GYROPHARE) | 112 |
| | 498 | INTERRUPTEUR BALANCIER (ENS) | |
| | 500 | (MODE SÉLECTION) | 127 |
| GODET TOUS-TRAVAUX (VERSION) | 427 | INTERRUPTEUR BALANCIER (ENS) | |
| | 428 | (RECHAUFFEUR) | 123 |
| | 429 | INTERRUPTEUR BALANCIER (ENS) | |
| GOULOTTE DE REMPLISSAGE D'HUILE DE | | (*TRANSMISSION NEUTRAL LOCK) | 115 |
| TRANSMISSION | 154 | INTERRUPTEUR BALANCIER (ENS) | |
| | 156 | (VERROUILLAGE HYDRAULIQUE) | 112 |
| GRAISSEUR HYDRAULIQUE (ASS) | 287 | INTERRUPTEUR BALANCIER (ENS) (VITESSE | |
| GROUPE DE ROTATION DE POMPE | 358 | DU VENTILATEUR DE SOUFFLANTE) | 109 |
| *GUARD GP-WORK TOOL | 515 | | 123 |
| | | INTERRUPTEUR DE DÉMARRAGE (ASS) | |
| | | (CLAVETTE) | 112 |
| | | INTERRUPTEUR ROTATIF | |
| HUILE MOTEUR - CARTER (ASS) | 26 | (LIMITEUR DE LEVAGE) | 125 |

H

* TRADUCTION NON DISPONIBLE AU MOMENT DE LA PUBLICATION

INDEX

| Désignation | Page | Désignation | Page |
|---|------|---|------|
| J | | | |
| JAUGE DE NIVEAU D'HUILE | 37 | KIT DE VÉRIN DE FREIN | 218 |
| JAUGE DE NIVEAU D'HUILE (JAUGE BAÏONNETTE) | 156 | KIT DE VÉRIN DE FREIN (DISPOSITIF DE RÉGLAGE) | 219 |
| JAUGE D'HUILE MOTEUR (BAÏONNETTE) (ENS) | 154 | KIT DE VÉRIN DE FREIN (RONDELLE-RESSORT D'ARRÊT) | 219 |
| JEU DE COURROIES TRAPEZOIDALES (COMPREND 2 COURROIES) | 44 | KIT D'ENGRENAGE (DÉMARREUR) | 103 |
| | 45 | KIT D'ENTRETIEN | 605 |
| JOINT PLAT (CACHE-SOUPAPES) | 9 | KIT D'ETRIER DE FREIN | 141 |
| | | KLAXON (ENS) (BAS) | 119 |
| K | | | |
| KIT - COMMANDE DE TRANSLATION | 291 | L | |
| KIT D'ARTICULATION | 221 | LAME DE COUPE (ASS) | 512 |
| KIT DE BLOC COULISSANT | 614 | | 513 |
| KIT DE BOULONNERIE (DÉMARREUR) | 103 | LAME POUR LE REFOULEMENT (ENS) | 502 |
| KIT DE CAME (SENS INVERSE D'HORLOGE) ... | 141 | | 503 |
| KIT DE CONTACTEUR (DÉMARREUR) | 103 | | 504 |
| KIT DE COUSSINET DE BIELLE (0,25-MM SURDIMENSIONNÉ) | 11 | | 505 |
| KIT DE COUSSINET DE BIELLE (0,51-MM SURDIMENSIONNÉ) | 11 | LAMPE - CLIGNOTANT DE DIRECTION (ASS) | 94 |
| KIT DE COUSSINET DE BIELLE (0,76-MM SURDIMENSIONNÉ) | 11 | LAMPE - GYROPHARE (ASS) | 93 |
| KIT DE COUSSINET DE VILEBREQUIN (0,25-MM SURDIMENSIONNÉ) | 11 | LAMPE - PHARE (ASS) | 91 |
| KIT DE COUSSINET DE VILEBREQUIN (0,5 MM SURDIMENSIONNÉ) | 11 | | 92 |
| KIT DE COUSSINET DE VILEBREQUIN (0,76-MM SURDIMENSIONNÉ) | 11 | LAMPE - PHARE ET CLIGNOTANT | 94 |
| KIT DE CROISILLON | 138 | LAVE-GLACE - VITRE (ASS) | 628 |
| KIT DE CROISILLON ET ROULEMENT | 174 | LENTILLE DE LAMPE (ARRIÈRE) | 94 |
| KIT DE GARNITURE DE FREIN | 141 | LEVIER DE COMMANDE MANUELLE | 220 |
| KIT DE JOINTS | 82 | LEVIER DE RÉGULATEUR (ASS) | 61 |
| | 202 | | 594 |
| | 344 | LIAISON-EXPÉDITION (ASS) | 645 |
| | 347 | LIMITEUR DE LEVAGE ET RETOUR À L'ANGLE DE CAVAGE | 289 |
| | 390 | LOGICIEL - ÉLECTROMODULE (ASS) (RÉCEPTEUR) | 89 |
| KIT DE JOINTS (ACCUMULATEUR) | 248 | LOQUET (GR)-CONSOLE | 593 |
| KIT DE JOINTS (SOUPAPE DE VIBREUR) | 356 | M | |
| KIT DE JOINTS (SOUPAPE PILOTE) | 386 | *MANIFOLD GP-CONTROL & SOLENOID | 346 |
| KIT DE JOINTS (SOUPAPE PILOTE) | 387 | | 347 |
| KIT DE PÉDALE D'INCLINAISON | 221 | MANOCONTACT | 108 |
| KIT DE PISTON PLONGEUR | 386 | | 215 |
| KIT DE PORTEUR PLANÉTAIRE | 169 | MANOCONTACT (ENS) | 134 |
| KIT DE RÉPARATION (PÉDALE DE RÉGULATEUR) | 605 | | 291 |
| KIT DE ROULEMENT À GALETS | 169 | MANOCONTACT (ENS) (DÉRIVATION DE FILTRE À HUILE HYDRAULIQUE) | 121 |
| KIT DE SEGMENT DE PISTON | 28 | MANOCONTACT (ENS) (HUILE MOTEUR) | 108 |
| KIT DE SOUPAPE (PILOTE) | 345 | MANOCONTACT (ENS) (RÉFRIGÉRANT) | 109 |
| KIT DE SOUPAPE (PRIORITÉ) | 345 | MODULE - TÉMOIN (ASS) | 112 |
| KIT DE SOUPAPE (RÉGULATEUR DE DÉBIT) ... | 345 | MODULE D'ALIMENTATION (ASS) | 89 |
| | | MONTAGE - CAPTEUR (ASS) | 98 |
| | | MONTAGE-COMMUNICATION (ASS) | 83 |
| | | MONTAGE-COMMUNICATION (ASS) | 85 |

* TRADUCTION NON DISPONIBLE AU MOMENT DE LA PUBLICATION

INDEX

| Désignation | Page | Désignation | Page |
|---------------------------------------|------|------------------------------------|------|
| MONTAGE DE BRAS (ASS)..... | 406 | | 500 |
| MONTAGE DE CABINE (ASS)..... | 603 | PLAQUE SIGNALÉTIQUE (ASS)..... | 644 |
| MONTAGE DE CANALISATIONS (ASS)..... | 354 | PLAQUE SIGNALETIQUE | |
| MONTAGE DE COMMANDE DE PELLE | | (NIVEAU DU GODET)..... | 289 |
| RÉTRO..... | 348 | PLAQUE SIGNALÉTIQUE (REMARQUE) | |
| MONTAGE DE COMMANDE DE PROFIL | | (BRAS TÉLESCOPIQUE)..... | 305 |
| LONGITUDINAL (ASS)..... | 87 | PLAQUES SIGNALETIQUES ET | |
| | 89 | AUTOCOLLANTS (ASS)..... | 645 |
| MONTAGE DE MONITEUR (ASS)..... | 591 | | 648 |
| | 604 | PNEU - GROUPE DE VALVE..... | 204 |
| MONTAGE DE MOTEUR (ASS)..... | 24 | | 205 |
| MONTAGE DE MOTEUR ET BOÎTE (ASS)..... | 25 | POCHE A DOCUMENTS (ASS)..... | 571 |
| MONTAGE DE RADIATEUR ET | | POIGNÉE MODULAIRE (ASS)..... | 255 |
| REFROIDISSEUR D'HUILE (ASS)..... | 48 | | 256 |
| MONTAGE DE VÉRIN (ASS)..... | 351 | | 257 |
| | 353 | | 258 |
| MONTAGE D'ESSIEU (ASS)..... | 166 | POINTE DE GODET (ASS) (*SOIL)..... | 491 |
| MONTAGE-DISTRIBUTEUR (ASS)..... | 350 | | 492 |
| MONTAGE DU MAT (ASS)..... | 97 | | 493 |
| MOTEUR D'ESSUIE-GLACE (ASS)..... | 602 | | 494 |
| MOTEUR (VERSION)..... | 5 | POINTE PENETRATION..... | 451 |
| | 6 | | 452 |
| | | | 453 |
| | | | 454 |
| | | | 455 |
| | | | 456 |
| | | | 457 |
| | | | 458 |
| | | | 459 |
| | | | 460 |
| | | | 461 |
| | | | 462 |
| | | | 463 |
| | | | 464 |
| | | | 465 |
| | | | 466 |
| | | | 467 |
| | | | 468 |
| | | | 469 |
| | | | 470 |
| | | | 479 |
| | | | 480 |
| | | | 481 |
| | | | 482 |
| | | | 483 |
| | | | 484 |
| | | | 485 |
| | | | 486 |
| | | | 487 |
| | | | 488 |
| | | | 489 |
| | | | 490 |
| | | | 491 |
| | | | 492 |
| | | | 493 |
| | | | 494 |
| | | | 495 |
| | | | 496 |
| | | | 498 |
| | | POMPE A EAU (ASS)..... | 50 |

* TRADUCTION NON DISPONIBLE AU MOMENT DE LA PUBLICATION

INDEX

| Désignation | Page | Désignation | Page |
|--|---------------------------------|---|------------|
| POMPE A HUILE MOTEUR (ASS) | 38 | RELAIS (ENS) (12 VOLTS) (AUXILIAIRE DE DÉMARRAGE) | 119 |
| POMPE A PISTONS (ASS) | 356 | RELAIS (ENS) (12 VOLTS) (AVERTISSEUR DE RECU) | 127 |
| POMPE D'AMORÇAGE DE CARBURANT ET FILTRE PRINCIPAL | 68 69 | RELAIS (ENS) (12 VOLTS) (DÉMARRAGE) | 119 |
| POMPE DE BOÎTE DE VITESSES (ASS) | 189 194 | RELAIS (ENS) (12 VOLTS) (DÉSACTIVATION DE L'ÉQUIPEMENT) | 127 |
| POMPE DE REGULARISATION DE DEBIT (ASS) | 226 | RELAIS (ENS) (12 VOLTS) (KLAXON) | 127 |
| POMPE D'INJECTION DE CARBURANT (ASS) | 65 | RELAIS (ENS) (12 VOLTS) (POMPE À CARBURANT) | 119 |
| PORTE DE BATTERIE (ASS) | 231 | RELAIS (ENS) (12 VOLTS) (*POSITION LAMP) | 127 |
| PORTIÈRE DE CABINE (ASS) | 582 584 | RELAIS (ENS) (12 VOLTS) (VERROUILLAGE DE DIFFÉRENTIEL) | 127 |
| PROTECTION ANTIVANDALISME (ASS) | 649 | RENIFLARD | 140 |
| PROTECTION DE FLÈCHE (ASS) | 395 | RENIFLARD (ASS) | 35 |
| PROTÈGE-RADIATEUR (ASS) | 242 | RENIFLARD (BOÎTE DE VITESSES) | 189 194 |
| R | | | |
| RACCORD D'EAU (ASS) | 39 | RENIFLARD (ESSIEU AVANT) | 138 |
| RADIATEUR (ASS) | 52 53 | RÉSERVOIR - LAVE-GLACE (ASS) | 628 640 |
| RADIATEUR ET REFROIDISSEUR D'HUILE (ASS) | 52 53 | RÉSERVOIR DE CARBURANT (ASS) | 71 72 |
| RALLONGE DE GARDE-BOUE | 232 | RÉSERVOIR DE CARBURANT ET MONTAGE (ASS) | 70 |
| RALLONGE D'ÉCHAPPEMENT (ASS) | 5 | RÉSERVOIR D'EXPANSION (ASS) | 54 |
| RÉCEPTEUR LASER (ASS) (LR21) | 89 | RÉSERVOIR DU LIQUIDE DE REFROIDISSEMENT (ASS) | 54 |
| REDUCTEUR MARIN - MONTAGE (ASS) | 167 168 | RÉSERVOIR HYDRAULIQUE (ASS) | 360 |
| REFROIDISSEMENT (VERSION) | 43 | RÉSERVOIR HYDRAULIQUE ET MONTAGE (ASS) | 360 |
| REFROIDISSEUR D'HUILE (MOTEUR) | 40 | RETROVISEUR - CABINE (ASS) | 561 562 |
| REFROIDISSEUR D'HUILE MOTEUR (ASS) | 41 | RETROVISEUR - CABINE (ASS) | 627 |
| REFROIDISSEUR D'HUILE MOTEUR (ASS) | 40 | RÉTROVISEUR (ASS) | 600 601 |
| REFROIDISSEUR HUILE MOTEUR ET SUPPORT DE FILTRE | 41 | RÉTROVISEUR (ASS) (INTÉRIEUR) | 566 567 |
| REGARD DE NIVEAU | 360 | ROTATION DE LA ROUE DU VENTILATEUR SOUFFLANT | 364 |
| RÉGULATEUR - PÉDALE (ASS) | 605 | ROTATION DE LA ROUE DU VENTILATEUR SOUFFLANT (COMMANDE DE GODET) | 364 |
| RÉGULATEUR DE TEMPÉRATURE (ASS) (EAU) | 39 | ROTATION DE LA ROUE DU VENTILATEUR SOUFFLANT (*EXTENDABLE STICK PIN, READ OMM) | 1 2 |
| RELAIS (ASS) | 99 100 101 | ROTATION DE LA ROUE DU VENTILATEUR SOUFFLANT (*OIL FLOW DIRECTION) | 294 |
| RELAIS (ASS) (12 VOLTS) | 109 123 | ROTATION DE LA ROUE DU VENTILATEUR SOUFFLANT (REMPLISSAGE DU RÉSERVOIR DE LAVE-GLACE) | 628 640 |
| RELAIS (ENS) (12 VOLTS) | 106 109 123 134 291 | ROUE - GROUPE DE MONTAGE | 209 |
| RELAIS (ENS) (12 VOLTS) (*ACCUGRADE, MAST) | 89 | | |

* TRADUCTION NON DISPONIBLE AU MOMENT DE LA PUBLICATION

INDICE

| Nombre | Página | Nombre | Página |
|--|--------|---|--------|
| A | | | |
| ACONDICIONADOR DE AIRE (GR) | 557 | BATERÍA (12-VOLTIOS, LIBRE DE MANTENIMIENTO) | 74 |
| ACONDICIONADOR DE AIRE Y MONTAJE (GR) | 555 | | 76 |
| ACOPLADOR RÁPIDO (CONFIG) | 506 | BLOQUE DESLIZANTE-JUEGO | 614 |
| ACOPLADOR RÁPIDO (GR) | 507 | BLOQUE MOTOR (GR) | 13 |
| | 508 | | 15 |
| | 509 | BOCINA (CONJ) (TONO BAJO) | 119 |
| | 510 | BOMBA - TUBERÍAS DE (GR) | 327 |
| | 511 | BOMBA DE ACEITE DEL MOTOR (GR) | 38 |
| ACOPLAMIENTO FLEXIBLE - MANDO DE (GR) | 153 | BOMBA DE AGUA (GR) | 50 |
| ACUMULADOR DE ACEITE PILOTO (GR) | 247 | BOMBA DE CEBADO Y FILTRO PRIMARIO DE COMBUSTIBLE (GR) | 68 |
| ACUMULADOR DE CONTROL DE AMORTIGUACION (GR) | 248 | | 69 |
| ACUMULADOR DE REFRIGERANTE | 598 | BOMBA DE INYECCIÓN DE COMBUSTIBLE (GR) | 65 |
| ADAPTADOR (GR) | 338 | BOMBA DE LA TRANSMISIÓN (GR) | 189 |
| AGUA - CONEXIÓN DE (GR) | 39 | | 194 |
| AGUA DE LAS CAMISAS - CALENTADOR DEL (GR) | 82 | BOMBA DE PISTONES (GR) | 356 |
| ALFOMBRILLA DEL PISO | 561 | BRAZO DE RETROEXCAVADOR (GR) | 423 |
| | 586 | BRAZO ESTÁNDAR DE RETROEXCAVADOR (CONFIG) | 3 |
| ALFOMBRILLA DEL PISO (GR) | 586 | BRAZO EXTENDIBLE DE RETROEXCAVADOR (CONFIG) | 1 |
| ALMOHADILLA Y MONTAJE DEL ESTABILIZADOR (GR) | 413 | | 2 |
| | 414 | BRAZO EXTENSIBLE (GR) | 419 |
| | 415 | | 421 |
| ÁRBOL DE LEVAS (GR) | 7 | BUJÍA INCANDESCENTE (GR) | 81 |
| *ARMREST AS (IZQUIERDO) | 609 | BUJÍA INCANDESCENTE (12 VOLTIOS) | 81 |
| | 616 | | |
| | 617 | C | |
| *ARMREST AS (LADO DERECHO) | 616 | CABINA (CONFIG) | 560 |
| | 617 | | 561 |
| *ARMREST AS (LADO DERECHO) | 609 | | 562 |
| ARRANQUE - INTERRUPTOR DE (GR) (LLAVE) | 112 | CABINA (GR) | 563 |
| ASIENTO ACOJINADO (GR) | 609 | CABLES DE CALEFACCIÓN (GR) | 123 |
| ASIENTO CON SUSPENSIÓN (GR) | 619 | CABLES DE CONTROL DE AMORTIGUACIÓN (GR) | 134 |
| | 622 | CABLES DE LA CONSOLA (GR) | 115 |
| ASIENTO (GR) | 609 | CABLES DE LA CONSOLA (GR) | 112 |
| | 612 | CABLES DE LA PLATAFORMA (GR) | 127 |
| | 613 | CABLES DEL ACONDICIONADOR DE AIRE (GR) | 109 |
| | | CABLES DEL CONTROL (GR) | 116 |
| | | | 117 |
| | | | 118 |
| | | CABLES DEL MOTOR (GR) | 119 |
| | | | 121 |
| | | CABLES DEL POSICIONADOR Y DE DESCONEXIÓN (GR) | 125 |
| | | CABLES DEL RECEPTÁCULO DE FUERZA (GR) | 561 |
| | | | 562 |
| B | | | |
| BANCADA DE VALVULAS DE 8 (CONFIG) | 365 | | |
| BASE DEL FILTRO Y ACEITE REFRIGERANTE DE MOTOR | 41 | | |
| BASTIDOR DE ROTACIÓN (GR) | 239 | | |
| BASTIDOR DEL CARGADOR (GR) | 238 | | |
| BATERÍA Y CABLES (GR) | 76 | | |
| BATERÍA Y CABLES (GR) | 74 | | |

* NO HAY TRADUCCION DISPONIBLE EN EL MOMENTO DE LA IMPRESION

INDICE

| Nombre | Página | Nombre | Página |
|---------------------------------------|--------|---|--------|
| | 566 | | 589 |
| | 567 | CALCOMANÍA DE IDENTIFICACIÓN | |
| CABLES POSTERIORES (GR) | 132 | (*STABILIZER CONTROL) | 566 |
| CAJA DE BATERÍA | 227 | CALCOMANÍA DE IDENTIFICACIÓN | |
| CAJA DE LA TRANSMISIÓN (CONJ) | 143 | (*STABILIZER CONTROL) | 560 |
| | 144 | | 567 |
| CAJA DEL EJE (GRUPO) | 161 | CALCOMANÍA DE RAYAS (AMARILLO) | 246 |
| | 162 | CALCOMANÍA | |
| | 163 | (INTERRUPTOR DE ARRANQUE) | 647 |
| CAJA DELANTERA (GR) | 21 | CALCOMANÍA (PLACA, NOMBRE) | 248 |
| CALCOMANÍA | | CALCOMANÍA (*PROTECTION) | 74 |
| (CONTROL DE TEMPERATURA) | 555 | CALCOMANÍA (*STABILIZER, AUTO UP) | 561 |
| | 587 | | 562 |
| CALCOMANÍA DE ADVERTENCIA | 364 | CALCOMANÍAS Y PLACAS DE IDENTIFICACIÓN | |
| CALCOMANÍA DE ADVERTENCIA (*ACCUM, | | (GR) | 645 |
| HIGH PRESS, READ OMM) | 323 | | 648 |
| CALCOMANÍA DE ADVERTENCIA | | CALEFACCIÓN DE LA CABINA (GR) | 587 |
| (CONTROL DE CUCHARÓN) | 364 | | 589 |
| CALCOMANÍA DE ADVERTENCIA | | CÁNCAMOS DE LEVANTAMIENTO DEL MOTOR | |
| (*EXTENDABLE STICK PIN, READ | | (GR) | 23 |
| OMM) | 1 | CANDADO (GR) | |
| | 2 | (PROTECCIÓN CONTRA BANDALISMO) | 645 |
| CALCOMANÍA DE ADVERTENCIA (*HIGH | | CAPÓ DEL MOTOR (GR) | 245 |
| PRESSURE, READ OMM) | 248 | | 246 |
| CALCOMANÍA DE ADVERTENCIA (*HIGH | | CAPO Y PROTECTOR (GR) | 243 |
| PRESSURE, READ OMM, ANSI) | 291 | CAPTADOR DE TEMPERATURA | |
| | 329 | (REFRIGERANTE DEL MOTOR) | 119 |
| CALCOMANÍA DE ADVERTENCIA (*HYDRAULIC | | CAPTADOR DE TEMPERATURA | |
| PRESSURE, READ OMM) | 294 | (12 VOLTIOS) | 190 |
| | 296 | | 194 |
| | 299 | CARGA - ALTERNADOR DE (GR) | 73 |
| CALCOMANÍA DE ADVERTENCIA (*JUMP | | CARGADOR (CONFIG) | 401 |
| START, READ OMM) | 646 | CÁRTER - COLECTOR DEL (GR) | 26 |
| CALCOMANÍA DE ADVERTENCIA (*LASER | | CHASIS (CONFIG) | 4 |
| TRANSMITTER, READ OMM) | 591 | CIGÜEÑAL - POLEA DE (GR) | 33 |
| CALCOMANÍA DE ADVERTENCIA (LLENADO | | CIGÜEÑAL (GR) | 11 |
| DEL DEPÓSITO DEL LAVAPARABRISAS) ... | 628 | CILINDRO DE CUCHARÓN DE USO MÚLTIPLE | |
| | 640 | (GR) | 270 |
| CALCOMANÍA DE ADVERTENCIA (*OIL FLOW | | CILINDRO DE CUCHARÓN RETROEXCAVADOR | |
| DIRECTION) | 294 | (GR) | 260 |
| CALCOMANÍA DE ADVERTENCIA (*PRODUCT | | CILINDRO DE CUCHARÓN RETROEXCAVADOR | |
| LINK 300, ANSI) | 83 | (GR) | 262 |
| CALCOMANÍA DE ADVERTENCIA | | CILINDRO DE DIRECCIÓN (GR) | 138 |
| (VARILLA RETRACTIL) | 305 | CILINDRO DE LA PLUMA (GR) | 264 |
| CALCOMANÍA DE IDENTIFICACIÓN | | | 265 |
| (*CATERPILLAR, FRONT) | 560 | CILINDRO DE LEVANTAMIENTO - TUBERÍAS | |
| | 561 | DEL (GR) | 313 |
| | 562 | CILINDRO DE LEVANTAMIENTO (GR) | 269 |
| | 567 | CILINDRO DE ROTACIÓN (GR) | 279 |
| CALCOMANÍA DE IDENTIFICACIÓN | | CILINDRO DEL BRAZO EXTENSIBLE (GR) | 267 |
| (CATERPILLAR, TRASERO) | 566 | CILINDRO DEL BRAZO EXTENSIBLE (GR) | 419 |
| CALCOMANÍA DE IDENTIFICACIÓN | | CILINDRO DEL BRAZO (GR) | 275 |
| (NOMBRE DE GRUPO) | 557 | | 277 |

* NO HAY TRADUCCION DISPONIBLE EN EL MOMENTO DE LA IMPRESION

INDICE

| Nombre | Página | Nombre | Página |
|--|--------|--|--------|
| | 278 | CONTROL DEL MULTIPLE (GR) | 342 |
| CILINDRO DEL FRENO (JUEGO) | 218 | | 344 |
| CILINDRO DEL FRENO (JUEGO) (*ADJUSTER) | 219 | CONTROL HIDRÁULICO MANUAL (GR) | 250 |
| CILINDRO DEL FRENO (JUEGO) (*SPRING RETENTION) | 219 | | 252 |
| CILINDRO ESTABILIZADOR (GR) | 271 | CONTROL MANUAL DE PALANCA (GR) | 220 |
| | 273 | CORONA (GR) | 140 |
| CILINDRO GR - PULGAR | 281 | | 159 |
| CILINDRO Y TUBERIAS GR - PULGAR | 259 | | 160 |
| CINTURÓN DE SEGURIDAD (GR) | 607 | CORONA Y DIFERENCIAL (GR) | 150 |
| | 608 | CORREA TRAPEZOIDAL | 44 |
| COLADOR (SUCCIÓN) | 143 | CUBIERTA DEL MOTOR DE LIMPIAPARABRISAS (GR) | 581 |
| | 194 | CUCHARÓN DE EMBARQUE (CONFIG) | 650 |
| COMBUSTIBLE - TANQUE DE (GR) | 71 | CUCHARÓN DE USO GENERAL (CONJ) | 430 |
| | 72 | | 432 |
| COMPARTIMIENTO DE LITERATURA DE SERVICIO (GR) | 571 | | 434 |
| COMPRESOR DE REFRIGERANTE (GR) | 573 | | 436 |
| COMPRESOR DE REFRIGERANTE Y GRUPO DE MONTAJE | 572 | | 438 |
| CONDENSADOR DEL REFRIGERANTE Y MONTAJE (GR) | 574 | CUCHARÓN DE USO GENERAL (GR) | 444 |
| CONEXION HIDRAULICA (GR) | 287 | | 445 |
| CONFIG. DEL MANDO, CARGADOR RETROEXCAVADORA | 152 | | 446 |
| CONFIGURACIÓN COMÚN | 4 | | 447 |
| CONFIGURACIÓN DE ENFRIAMIENTO | 43 | | 448 |
| CONFIGURACIÓN DE MOTORES | 5 | | 449 |
| | 6 | | 450 |
| CONJUNTO DE CABLERIA, RADIO (ESLABON DE PRODUCTO) | 83 | CUCHARÓN DE USO MÚLTIPLE (CONFIG) | 427 |
| CONJUNTO DE DESTELLADOR (12 VOLTIOS) | 127 | | 428 |
| CONJUNTO DE RECINTO-DIFERENCIAL | 148 | | 429 |
| CONJUNTO DE TAPON, DRENAJE (MAGNÉTICO) | 138 | CUCHARÓN DE USO MÚLTIPLE (GR) | 495 |
| | 140 | | 496 |
| | 148 | | 498 |
| CONSOLA DEL OPERADOR (GR) | 575 | | 500 |
| | 577 | CUCHARÓN EXCAVADOR (CONJ) | 440 |
| | 579 | | 441 |
| CONTRAPESO (GR) | 228 | | 442 |
| | 229 | | 443 |
| | 230 | CUCHARÓN RETROEXCAVADOR (GR) | 452 |
| CONTROL DE AMORTIGUACIÓN (CONFIG) | 249 | | 453 |
| CONTROL DE COMUNICACION (GR) | 78 | | 454 |
| CONTROL DE DIRECCIÓN (GR) | 221 | | 455 |
| CONTROL DE LA TRANSMISIÓN (GR) | 146 | | 456 |
| CONTROL DE REGULADOR (GR) | 61 | | 457 |
| CONTROL DEL FRENO DE ESTACIONAMIENTO | 213 | | 458 |
| | 214 | | 459 |
| | | | 460 |
| | | | 461 |
| | | | 462 |
| | | | 463 |
| | | | 464 |
| | | | 465 |
| | | | 466 |
| | | | 467 |

* NO HAY TRADUCCION DISPONIBLE EN EL MOMENTO DE LA IMPRESION

INDICE

| Nombre | Página | Nombre | Página |
|--|--------|--|--------|
| FILTRO DE ACEITE DEL MOTOR (CONJ) | 37 | GRUPO DEMONTAJE DE RADIADOR Y ENFRIAMIENTO DE ACEITE | 48 |
| FILTRO DE ACEITE (GR) | 286 | GRUPO GIRATORIO DE BOMBA | 358 |
| FILTRO DE AIRE DE CABINA (RECIRCULACIÓN) | 557 | GRUPO PERILLA, DIRECCIÓN | 223 |
| | 589 | *GUARD GP-WORK TOOL | 515 |
| FILTRO DE AIRE (GR) | 55 | GUARDABARROS DELANTERO (GR) | 233 |
| | 56 | GUARDABARROS TRASERO (GR) | 234 |
| FILTRO DE COMBUSTIBLE Y SEPARADOR DE AGUA (CONJ) | 68 | GUARNICIONES DE LA CABINA (GR) | 625 |
| FILTRO (REGULADOR DE FLUJO) | 342 | | |
| FRENO DE SERVICIO - CONTROL (GR) | 215 | H | |
| FRENO DEL CILINDRO (GR) | 218 | HIDRÁULICA (CONFIG) | 288 |
| | 219 | HOJA DE LIMPIAPARABRISAS (CONJ) | 640 |
| FUSIBLE (10-AMPERIOS) | 93 | | 642 |
| FUSIBLE (60 AMPERIOS) | 127 | HOJA TOPADORA (CONJ) | 502 |
| | | | 503 |
| G | | | 504 |
| GRUPO DE AJUSTADOR, VÁLVULA | 285 | | 505 |
| GRUPO DE AJUSTADOR, VÁLVULA (BANCO) | 364 | HORQUILLA (GR) | 514 |
| GRUPO DE AJUSTADOR, VÁLVULA (BANCO) | 364 | | |
| GRUPO DE BRAZO DE LEVANTAMIENTO | 391 | I | |
| GRUPO DE EJE | 138 | IMPULSOR DE VENTILADOR (GR) | 18 |
| GRUPO DE INSTALACION, CONTROL DE GRADO | 87 | INCLINACIÓN HORIZONTAL - CILINDRO DE (GR) | 282 |
| | 89 | INDICADOR DE CAMBIO DE FILTRO DE ACEITE (GR) | 57 |
| GRUPO DE INTERRUPTOR-BOTON PULSADOR (NEUTRALIZADOR, REDUCCIÓN) | 146 | INDICADOR DE NIVEL DE ACEITE Y TUBO DE LLENADO | 37 |
| GRUPO DE INTERRUPTOR-BOTON PULSADOR (NEUTRALIZADOR, REDUCCIÓN) | 250 | INDICADOR DE SERVICIO DEL FILTRO DE AIRE | 57 |
| | 252 | INDICADOR DE SERVICIO DEL FILTRO (GR) | 57 |
| GRUPO DE INTERRUPTOR, TRABA DEL DIFERENCIAL | 107 | INDICADOR DE TEMPERATURA DEL REFRIGERANTE (GR) | 112 |
| GRUPO DE INTERRUPTOR-TRACCIÓN EN TODAS LAS RUEDAS | 106 | INDICADOR DEL NIVEL DE ACEITE (GR) | 112 |
| GRUPO DE MONTAJE-CONTROL DE RETROEXCAVADORA | 348 | INDICADOR DEL NIVEL DEL ACEITE (VARILLA) (CONJ) | 154 |
| GRUPO DE MONTAJE DE LA CABINA | 603 | INSTALACION DE COMUNICACION (GR) | 83 |
| GRUPO DE PALANCA-REGULADOR | 61 | INSTALACION DE COMUNICACION (GR) | 85 |
| | 594 | *INSTALLATION GP-MONITOR | 591 |
| GRUPO DE PESTAÑA, RUEDA | 158 | INTERRUPTOR (CONJ) | 213 |
| GRUPO DE PESTAÑA, RUEDA | 140 | INTERRUPTOR DE COLUMNA (CONJ) (*HD LIGHT, TURN SIG, WDO WIPER) | 127 |
| GRUPO DE PESTAÑA Y RESINTO, EJE | 159 | INTERRUPTOR DE LÍMITE (CONJ) | 622 |
| | 160 | INTERRUPTOR DE LÍMITE (CONJ) (PEDAL DE FRENO) | 215 |
| GRUPO DE PROTECCIÓN CONTRA EL VANDALISMO | 649 | INTERRUPTOR DE PEDAL (CONFIG) (TRABA DE DIFERENCIAL) | 107 |
| GRUPO DE TUBERIAS-ENFRIADOR DE TRANSMISION | 46 | INTERRUPTOR DE PRESIÓN (CONJ) | 291 |
| GRUPO DE 3 VÁLVULAS HIDRÁULICAS | 367 | INTERRUPTOR DE PRESIÓN (CONJ) | 134 |
| GRUPO DE 6 VALVULAS (CONFIG) | 364 | INTERRUPTOR DE PRESIÓN (CONJ) (ACEITE DE MOTOR) | 108 |

* NO HAY TRADUCCION DISPONIBLE EN EL MOMENTO DE LA IMPRESION

INDICE

| Nombre | Página | Nombre | Página |
|--|--------|---|--------|
| J | | | |
| INTERRUPTOR DE PRESIÓN (CONJ) (DERIVACION DEL FILTRO DEL ACEITE HIDRAULICO)..... | 121 | JUEGO DE ANILLO DE PISTON | 28 |
| INTERRUPTOR DE PRESIÓN (CONJ) (REFRIGERANTE)..... | 109 | JUEGO DE COJINETE DE RODILLOS | 169 |
| INTERRUPTOR DE PRESIÓN (GR)..... | 215 | JUEGO DE COJINETES DE BANCADA (0,25 MM OS) | 11 |
| INTERRUPTOR DE PRESIÓN (GR)..... | 108 | JUEGO DE COJINETES DE BANCADA (0,5-MM)..... | 11 |
| INTERRUPTOR DE RODILLO (CONJ) (DESCONEXIÓN, POSICIONADOR)..... | 125 | JUEGO DE COJINETES DE BANCADA (0,76 MM OS) | 11 |
| INTERRUPTOR DE TEMPERATURA (AIRE ACONDICIONADO)..... | 557 | JUEGO DE COJINETES DE BIELA (0,25 MM OS) | 11 |
| INTERRUPTOR DE TEMPERATURA (AVANCE DE SINCRONIZACION)..... | 65 | JUEGO DE COJINETES DE BIELA (0,51 MM OS) | 11 |
| INTERRUPTOR DE TEMPERATURA (REFRIGERANTE DEL MOTOR)..... | 119 | JUEGO DE COJINETES DE BIELA (0,76 MM OS) | 11 |
| INTERRUPTOR DE VOLQUETE (CONJ) (ACONDICIONADOR DE AIRE, CALENTADOR)..... | 109 | JUEGO DE CONTACTOR (MOTOR DE ARRANQUE)..... | 103 |
| INTERRUPTOR DE VOLQUETE (CONJ) (AUXILIAR DE ARRANQUE)..... | 112 | JUEGO DE CONTROL DE OPERACION | 291 |
| INTERRUPTOR DE VOLQUETE (CONJ) (*AUXILIARY HYDRAULIC FLOW)..... | 365 | JUEGO DE CORREAS TRAPEZOIDALES (INCLUYE 2-CORREAS) | 44 |
| INTERRUPTOR DE VOLQUETE (CONJ) (*AUXILIARY HYDRAULIC FLOW)..... | 365 | | 45 |
| INTERRUPTOR DE VOLQUETE (CONJ) (BALIZA DE ADVERTENCIA)..... | 112 | JUEGO DE CRUCETA | 138 |
| INTERRUPTOR DE VOLQUETE (CONJ) (CALEFACCIÓN)..... | 123 | JUEGO DE CRUCETA Y COJINETE | 174 |
| INTERRUPTOR DE VOLQUETE (CONJ) (CONTROL DE AMORTIGUADOR)..... | 134 | JUEGO DE EMBOLO | 386 |
| | 291 | JUEGO DE ENGRANAJES (MOTOR DE ARRANQUE)..... | 103 |
| INTERRUPTOR DE VOLQUETE (CONJ) (ESCOBILLAS, LIMPIAPARABRISA TRASERO)..... | 642 | JUEGO DE FRENO DE HORQUILLA | 141 |
| INTERRUPTOR DE VOLQUETE (CONJ) (*FLOODLIGHTS, FRONT)..... | 94 | JUEGO DE LEVA (ROTACIÓN HACIA LA IZQUIERDA) | 141 |
| INTERRUPTOR DE VOLQUETE (CONJ) (*FLOODLIGHTS, REAR)..... | 94 | JUEGO DE REPARACIÓN (TUBERÍAS DEL FRENO) (PEDAL REGULADOR) | 605 |
| INTERRUPTOR DE VOLQUETE (CONJ) (MANDO EN TODAS LAS RUEDAS)..... | 106 | JUEGO DE REVESTIMIENTO DE FRENO | 141 |
| INTERRUPTOR DE VOLQUETE (CONJ) (*MODE SELECT)..... | 127 | JUEGO DE SELLOS | 82 |
| INTERRUPTOR DE VOLQUETE (CONJ) (TRABA HIDRÁULICA)..... | 112 | | 202 |
| INTERRUPTOR DE VOLQUETE (CONJ) (*TRANSMISSION NEUTRAL LOCK)..... | 115 | JUEGO DE SELLOS (ACUMULADOR)..... | 248 |
| INTERRUPTOR DE VOLQUETE (CONJ) (VELOCIDAD DEL VENTILADOR)..... | 123 | JUEGO DE SELLOS (VÁLVULA PILOTO)..... | 386 |
| INTERRUPTOR DE VOLQUETE (CONJ) (VELOCIDAD DEL VENTILADOR)..... | 109 | | 387 |
| | | JUEGO DE SELLOS (VÁLVULA VIBRATORIA) ... | 356 |
| | | JUEGO DE SERVICIO | 605 |
| | | JUEGO DE TORNILLERÍA (MOTOR DE ARRANQUE)..... | 103 |
| | | JUEGO DE VÁLVULAS (LANZADERA)..... | 345 |
| | | JUEGO DE VÁLVULAS (PRIORIDAD) | 345 |
| | | JUEGO DE VÁLVULAS (REGULADOR DE FLUJO)..... | 345 |
| | | JUEGO-PEDAL DE INCLINACIÓN | 221 |
| | | JUEGO-PIVOTE | 221 |
| | | JUEGO-PORTA PLANETARIO | 169 |

* NO HAY TRADUCCION DISPONIBLE EN EL MOMENTO DE LA IMPRESION

INDICE

| Nombre | Página | Nombre | Página |
|---|--------|---------------------------------------|--------|
| | 493 | | 545 |
| | 494 | | 546 |
| PLACA DE IDENTIFICACION (CUCHARON) | 495 | | 547 |
| | 496 | | 548 |
| | 498 | | 549 |
| | 500 | | 550 |
| PLACA DE IDENTIFICACION (CUCHARON) | 445 | | 551 |
| | 447 | PULGAR GR | 552 |
| PLACA DE INFORMACION (*EXTENDED LIFE COOLANT-READ OMM) | 645 | | 553 |
| PLACA INDICADORA (NIVEL DEL CUCHARON) | 289 | PUNTA GR-CUCHARÓN (*SOIL) | 491 |
| PLANCHA DEL PISO (GR) | 236 | | 492 |
| | 237 | | 493 |
| PLANETARIO DEL MANDO FINAL (GR) | 169 | PUNTA GR-FORMON | 471 |
| | 170 | | 472 |
| PLUMA (GR) | 393 | | 473 |
| POSICIÓN DEL SENSOR (CONJ) (*ANGLE) | 591 | PUNTA PARA PENETRACIÓN (GR) | 486 |
| POSICIÓN DEL SENSOR (CONJ) (*BOOM SWING) | 591 | PUNTA PARA PENETRACIÓN (GR) | 451 |
| | | | 452 |
| POSICIONADOR DEL CUCHARÓN Y DESCONEXIÓN (GR) | 289 | | 453 |
| | | | 454 |
| PROTECTOR DE LA PLUMA (GR) | 395 | | 455 |
| PROTECTOR DEL EJE IMPULSOR (GR) | 241 | | 456 |
| PROTECTOR DEL RADIADOR (GR) | 242 | | 457 |
| PUERTA DE CABINA | 582 | | 458 |
| | 584 | | 459 |
| PULGAR CONFIG. | 519 | | 460 |
| | 520 | | 461 |
| | 521 | | 462 |
| | 522 | | 463 |
| | 523 | | 464 |
| | 524 | | 465 |
| | 525 | | 466 |
| | 526 | | 467 |
| | 527 | | 468 |
| | 528 | | 469 |
| | 529 | | 470 |
| | 530 | | 479 |
| | 531 | | 480 |
| | 532 | | 481 |
| | 533 | | 482 |
| | 534 | | 483 |
| | 535 | | 484 |
| | 536 | | 485 |
| | 537 | | 487 |
| | 538 | | 488 |
| | 539 | | 489 |
| | 540 | | 490 |
| | 541 | | |
| | 542 | | |
| | 543 | | |
| | 544 | | |
| | | R | |
| | | RADIADOR (GR) | 52 |
| | | | 53 |

* NO HAY TRADUCCION DISPONIBLE EN EL MOMENTO DE LA IMPRESION

INDICE

| Nombre | Página | Nombre | Página |
|--|--------|---|--------|
| VÁLVULA DE CONTROL (GR)..... | 372 | | 525 |
| | 382 | | 526 |
| | 383 | | 528 |
| | 384 | | 539 |
| | 385 | | 540 |
| VÁLVULA DE CONTROL (GR)..... | 374 | | 541 |
| | 376 | | 542 |
| | 378 | | 543 |
| | 379 | | 544 |
| | 380 | | 545 |
| VÁLVULA DE CORTE..... | 52 | | 547 |
| | 53 | | 548 |
| VÁLVULA DE CORTE (GR)..... | 308 | | 549 |
| VÁLVULA DE FRENO (GR)..... | 215 | | 551 |
| VÁLVULA DE RETENCIÓN (GR)..... | 345 | VÁLVULA CONFIG.-BANCO 2..... | 364 |
| | 374 | VÁLVULA CONFIG.-BANCO 3..... | 364 |
| | 376 | VENTANA DE LA CABINA (GR)..... | 630 |
| | 380 | | 632 |
| VÁLVULA DE SOLENOIDE (GR)..... | 189 | | 634 |
| | 202 | VENTANA DE LA PUERTA (GR)..... | 636 |
| | 344 | | 638 |
| | 347 | VENTILADOR (CONJ)..... | 557 |
| | 356 | | 589 |
| | 389 | VIDRIO DE LA LÁMPARA (PARTE TRASERA)... | 94 |
| | 390 | VISERA..... | 627 |
| VÁLVULA DE SOLENOIDE (GR) (ACOPLAMIENTO)..... | 195 | VISERA (GR)..... | 561 |
| VÁLVULA DE SOLENOIDE (GR) (ACUMULADOR)..... | 390 | | 562 |
| VÁLVULA DE SOLENOIDE (GR) (*ALL WHEEL DRIVE, CLUTCH ONE)..... | 195 | | 627 |
| VÁLVULA DE SOLENOIDE (GR) (AVANCE)..... | 195 | VOLANTE - CAJA DE (GR)..... | 20 |
| VÁLVULA DE SOLENOIDE (GR) (CONTROL DE AMORTIGUADOR, INTERRUPTOR)..... | 390 | VOLANTE (GR)..... | 19 |
| VÁLVULA DE SOLENOIDE (GR) (REVERSA)... | 195 | | |
| VÁLVULA DE SOLENOIDE (GR) (12 VOLTIOS) (CORTE DE COMBUSTIBLE)..... | 65 | | |
| VÁLVULA DE SOLENOIDE Y MONTAJE (GR)... | 202 | | |
| VÁLVULA DEL NEUMÁTICO (GR)..... | 204 | | |
| | 205 | | |
| VÁLVULA PILOTO (GR)..... | 386 | | |
| VÁLVULA PILOTO (GR)..... | 387 | | |
| VÁLVULA REDUCTORA DE PRESIÓN (GR)..... | 344 | | |
| VÁLVULA Y TUBERÍAS PILOTO (GR)..... | 362 | | |
| VÁLVULAS HIDRÁULICAS - GRUPO DE 2..... | 366 | | |
| VÁLVULAS HIDRÁULICAS - GRUPO DE 6..... | 368 | | |
| VÁLVULAS HIDRÁULICAS - GRUPO DE 7..... | 369 | | |
| VÁLVULAS HIDRÁULICAS - GRUPO DE 8..... | 370 | | |
| VARILLAJE DE CUCHARÓN CARGADOR (GR)..... | 399 | | |
| VARILLAJE DEL CUCHARÓN RETROEXCAVADOR (GR)..... | 397 | | |
| VARILLAJE GR-PULGAR..... | 396 | | |

W

| | |
|--------------------------------------|-----|
| *WIRING GP-EXTENDABLE STICK..... | 122 |
| | 419 |
| *WIRING GP-TRANSMISSION CONTROL..... | 136 |

Z

| | |
|--|-----|
| ZAPATA DE ESTABILIZADOR (GR)..... | 416 |
| | 417 |
| ZAPATA Y PROTECTOR DEL ESTABILIZADOR..... | 407 |
| | 409 |
| | 411 |

* NO HAY TRADUCCION DISPONIBLE EN EL MOMENTO DE LA IMPRESION

ÍNDICE

| Designação | Página | Designação | Página |
|---|--------|---|--------|
| CABOS/FIOS ELÉTRICOS - CONTROLE | 116 | | 460 |
| | 117 | | 461 |
| | 118 | | 462 |
| CABOS/FIOS ELÉTRICOS - CONTROLE DA TRANSMISSÃO | 136 | | 463 |
| | 136 | | 464 |
| CABOS/FIOS ELÉTRICOS - MOTOR | 119 | | 465 |
| | 121 | | 466 |
| CABOS/FIOS ELÉTRICOS - PLATAFORMA | 127 | | 467 |
| CABOS/FIOS ELÉTRICOS - POSICIONADOR E DESENGATE AUTOMÁTICO | 125 | | 468 |
| | 125 | | 469 |
| CABOS/FIOS ELÉTRICOS - TOMADA DE FORÇA | 561 | | 470 |
| | 562 | | 471 |
| | 566 | | 472 |
| | 567 | | 473 |
| CABOS/FIOS ELÉTRICOS - TRASEIROS | 132 | | 474 |
| CABOS/FIOS ELÉTRICOS DO CONSOLE | 112 | | 475 |
| | 115 | | 476 |
| CAÇAMBA | 425 | | 477 |
| | 426 | | 478 |
| CAÇAMBA - RETRO-ESCAVADORA | 440 | | 479 |
| | 441 | | 480 |
| | 442 | | 481 |
| | 443 | | 482 |
| CAÇAMBA DE MÚLTIPLAS APLICAÇÕES | 427 | | 483 |
| | 428 | | 484 |
| | 429 | | 485 |
| | 495 | | 486 |
| | 496 | | 487 |
| | 498 | | 488 |
| | 500 | | 489 |
| CAÇAMBA DIANTEIRA | 401 | | 490 |
| CAÇAMBA PARA APLICAÇÃO GERAL | 430 | | 491 |
| | 432 | | 492 |
| | 434 | | 493 |
| | 436 | | 494 |
| | 438 | CADEADO CONTRA VANDALISMO | 645 |
| | 444 | CADEADO | |
| | 445 | (PROTETOR CONTRA VANDALISMO) | 645 |
| | 446 | CAIXA - BATERIA | 227 |
| | 447 | CAIXA DA TRANSMISSÃO | 143 |
| | 448 | | 144 |
| | 449 | CAIXA DIANTEIRA | 21 |
| | 450 | CAIXA DO SEMI-EIXO | 161 |
| | 451 | | 162 |
| CAÇAMBA RETROESCAVADORA | 451 | | 163 |
| | 452 | CAIXA DO VOLANTE DO MOTOR | 20 |
| | 453 | CALÇO DO ESTABILIZADOR | 416 |
| | 454 | | 417 |
| | 455 | CALÇO DO ESTABILIZADOR E MONTAGEM | 413 |
| | 456 | | 414 |
| | 457 | | 415 |
| | 458 | CAPÔ DO MOTOR | 245 |
| | 459 | | 246 |

* TRADUÇÃO NÃO DISPONÍVEL NO MOMENTO DA IMPRESSÃO

ÍNDICE

| Designação | Página | Designação | Página |
|--|---------------------------------|---|---|
| DECALQUE - ADVERTÊNCIA (TRANSMISSOR DE LASER, CONSULTAR OMM) | 591 | DECALQUE (PROTEÇÃO) | 74 |
| DECALQUE - AVISO (BRAÇO EXTENSÍVEL) . . . | 305 | DESCANSO DO BRAÇO (LADO DIREITO) | 609 |
| DECALQUE - CONTROLE (CARREGADEIRA, ALAVANCA DE CONTROLE) | 561 562 | DESCANSO DO BRAÇO (LADO DIREITO) | 616 617 |
| DECALQUE - CONTROLE (RETROESCAVADEIRA, ALAVANCA DE CONTROLE) | 560 561 562 566 567 | DESCANSO DO BRAÇO (LADO ESQUERDO) . . . | 609 616 617 |
| DECALQUE - IDENTIFICAÇÃO (CATERPILLAR, DIANTEIRO) | 560 561 562 567 | DESENGATE E POSICIONADOR DA CAÇAMBA | 289 |
| DECALQUE - IDENTIFICAÇÃO (CATERPILLAR, TRASEIRO) | 566 | DIAFRAGMA (CONTACTOR DE PRESSÃO DO CÁRTER) | 9 |
| DECALQUE - IDENTIFICAÇÃO (CONTROLE DO ESTABILIZADOR) | 560 566 567 | DIFERENCIAL | 150 151 |
| DECALQUE - IDENTIFICAÇÃO (NÚMERO DE GRUPO) | 557 589 | DIFERENCIAL E COROA | 148 |
| DECALQUE - INDICADOR (NÍVEL DA CAÇAMBA) | 289 | | |
| DECALQUE - INFORMAÇÕES (LÍQUIDO ARREFECEDOR DE VIDA PROLONGADA - CONSULTE OMM) | 645 | E | |
| DECALQUE - INSTRUÇÃO | 364 | EIXO - SAÍDA | 181 183 184 185 |
| DECALQUE - INSTRUÇÃO (CONTROLE DA CAÇAMBA) | 364 | EIXO-COMANDO DE VÁLVULA | 7 |
| DECALQUE - INSTRUÇÃO (ENCHIMENTO DO LAVADOR DE PÁRA-BRISA) | 628 640 | EIXO-CONTADOR | 172 189 |
| DECALQUE - INSTRUÇÃO (PINO DO BRAÇO ALONGÁVEL, CONSULTAR OMM) | 1 2 | EIXO DA TRANSMISSÃO | 138 |
| DECALQUE - INSTRUÇÃO (SENTIDO DO FLUXO DO ÓLEO) | 294 | EIXO DE ENTRADA | 177 179 |
| DECALQUE - TIRA (AMARELO) | 246 | EIXO DE PROPULSÃO E DIREÇÃO | 138 |
| DECALQUE (CHAVE INTERRUPTORA DE PARTIDA) | 647 | EIXO DE TRANSMISSÃO | 174 |
| DECALQUE (CONTROLE DE TEMPERATURA) | 555 587 | EIXO-RODA-GUIA | 175 189 |
| DECALQUE (ESTABILIZADOR, AUTOMÁTICO, LEVANTAMENTO) | 561 562 | ELEMENTO - AQUECEDOR DE ÁGUA DA CAMISA (120 VOLTS, 1.000 WATTS) | 82 |
| DECALQUE (PLACA - NOME) | 248 | ELEMENTO DO FILTRO DE AR (AQUECEDOR, CONDICIONADOR DE AR DA CABINE) | 555 587 |
| | | ELEMENTO DO FILTRO DE AR (PRIMÁRIO) . . . | 56 |
| | | ELEMENTO DO FILTRO DE AR (SECUNDÁRIO) | 56 |
| | | ELO - EMBARQUE | 645 |
| | | ELO - POLEGAR | 396 525 526 528 539 540 541 542 543 544 545 547 548 |

* TRADUÇÃO NÃO DISPONÍVEL NO MOMENTO DA IMPRESSÃO

ÍNDICE

| Designação | Página | Designação | Página |
|--|--------|---|--------|
| INTERRUPTOR - BALANCIM (SELEÇÃO DE MODO) | 127 | JOGO - CALIBRAGEM DO FREIO | 141 |
| INTERRUPTOR - BALANCIM (SISTEMA DE ABSORÇÃO DE IMPACTOS) | 134 | JOGO - EXCÊNTRICO (SENTIDO ANTI-HORÁRIO) | 141 |
| | 291 | JOGO - PORTA SISTEMA PLANETÁRIO | 169 |
| INTERRUPTOR - BALANCIM (TRAÇÃO EM TODAS AS RODAS) | 106 | JOGO - SISTEMA DE ABSORÇÃO DE IMPACTOS | 291 |
| INTERRUPTOR - BALANCIM (TRAVA DO NEUTRO DA TRANSMISSÃO) ... | 115 | JOGO-ARTICULAÇÃO | 221 |
| INTERRUPTOR - BALANCIM (TRAVA HIDRÁULICA) | 112 | JOGO DE ANEL DE PISTÃO | 28 |
| INTERRUPTOR - BALANCIM (VELOCIDADE DO VENTILADOR) | 123 | JOGO DE BLOCO DESLIZADOR | 614 |
| INTERRUPTOR - BALANCIM (VELOCIDADE DO VENTILADOR) | 109 | JOGO DE CONTATO (MOTOR DE PARTIDA) ... | 103 |
| INTERRUPTOR - COLUNA (FAROL, SETA DE DIREÇÃO, LIMPADOR DE VIDROS) | 127 | JOGO DE CORREIAS EM V (INCLUI 2 CORREIAS) | 44 |
| INTERRUPTOR - LIMITADOR | 622 | | 45 |
| INTERRUPTOR - LIMITADOR (PEDAL DO FREIO) | 215 | JOGO DE CRUZETA | 138 |
| INTERRUPTOR - PARTIDA (CHAVE) | 112 | JOGO DE CRUZETA E MANCAL | 174 |
| INTERRUPTOR - PEDAL (TRAVA DE DIFERENCIAL) | 107 | JOGO DE ÊMBOLO | 386 |
| INTERRUPTOR - PRESSÃO | 108 | JOGO DE ENGRENAGEM (MOTOR DE PARTIDA) | 103 |
| | 134 | JOGO DE FIXADORES (MOTOR DE PARTIDA) | 103 |
| | 215 | JOGO DE LONA DO FREIO | 141 |
| | 291 | JOGO DE MANCAL DA BIELA (0,25 MM OS) ... | 11 |
| INTERRUPTOR - PRESSÃO (FILTRO DE DERIVAÇÃO DO ÓLEO HIDRÁULICO) | 121 | JOGO DE MANCAL DA BIELA (0,51 MM OS) ... | 11 |
| INTERRUPTOR - PRESSÃO (ÓLEO DO MOTOR) | 108 | JOGO DE MANCAL DA BIELA (0,76 MM OS) ... | 11 |
| INTERRUPTOR - PRESSÃO (REFRIGERANTE) | 109 | JOGO DE MANCAL PRINCIPAL DO MOTOR (0,25 MM OS) | 11 |
| INTERRUPTOR - ROLETAS (DESENGATE AUTOMÁTICO, ASSENTADOR) | 125 | JOGO DE MANCAL PRINCIPAL DO MOTOR (0,5 MM OS) | 11 |
| INTERRUPTOR - TEMPERATURA (AR CONDICIONADO) | 557 | JOGO DE MANCAL PRINCIPAL DO MOTOR (0,76 MM OS) | 11 |
| INTERRUPTOR - TEMPERATURA (AVANÇO DE REGULAGEM) | 65 | JOGO DE MANUTENÇÃO | 605 |
| INTERRUPTOR - TEMPERATURA (LÍQUIDO ARREFECEDOR DO MOTOR) | 119 | JOGO DE REPARO (PEDAL DO GOVERNADOR) | 605 |
| INTERRUPTOR - TRAVA DO DIFERENCIAL | 107 | JOGO DE RETENTOR | 82 |
| INTERRUPTOR-BOTÃO (NEUTRIZADOR, REDUÇÃO DE MARCHA) | 146 | | 202 |
| | 250 | JOGO DE RETENTOR (ACUMULADOR) | 248 |
| | 252 | JOGO DE RETENTOR (VÁLVULA DO SISTEMA VIBRATÓRIO) | 356 |
| INTERRUPTOR-TRAÇÃO EM TODAS AS RODAS | 106 | JOGO DE RETENTOR (VÁLVULA PILOTO) | 386 |
| | | | 387 |
| | | JOGO DE ROLAMENTO DOS ROLETES | 169 |
| | | JOGO DE VÁLVULA (PRIORIDADE) | 345 |
| | | JOGO DE VÁLVULA (REGULADOR DE FLUXO) | 345 |
| | | JOGO DE VÁLVULA (VAIVÉM) | 345 |
| | | JOGO DO CILINDRO DO FREIO | 218 |
| | | JOGO DO CILINDRO DO FREIO (AJUSTADOR) | 219 |
| | | | |
| JANELA DA CABINE | 630 | | |
| | 632 | | |

J

* TRADUÇÃO NÃO DISPONÍVEL NO MOMENTO DA IMPRESSÃO

ÍNDICE

| Designação | Página | Designação | Página |
|--|--------|--|--------|
| JOGO DO CILINDRO DO FREIO (RETENÇÃO POR MOLA) | 219 | | |
| JOGO-PEDAL DE INCLINAÇÃO | 221 | | |
| JUNTA (TAMPA DA VÁLVULA) | 9 | | |
| L | | | |
| LÂMINA | 502 | | |
| | 503 | | |
| | 504 | | |
| | 505 | | |
| LÂMINA DO LIMPADOR DE PÁRA-BRISA | 640 | | |
| | 642 | | |
| LÂMPADA - FAROL | 91 | | |
| | 92 | | |
| LÂMPADA - SINALIZAÇÃO | 94 | | |
| LÂMPADA - TETO | 595 | | |
| LÂMPADA DIANTEIRA E DE SINAL | 94 | | |
| LÂMPADA (12-VOLTS) | 112 | | |
| | 595 | | |
| | 624 | | |
| LÂMPADA (12-VOLTS, 21-WATTS) | 94 | | |
| LÂMPADA (12-VOLTS, 21/5-WATTS) | 94 | | |
| LÂMPADA (12-VOLTS, 55-WATTS) | 91 | | |
| | 92 | | |
| | 93 | | |
| LANÇA | 393 | | |
| LATA - RESPIRO (CÁRTER) | 35 | | |
| LAVADOR DO VIDRO | 628 | | |
| LENTE - LÂMPADA (TRASEIRO) | 94 | | |
| LEVANTAMENTO DO MOTOR | 23 | | |
| LIMPADOR DO VIDRO | 642 | | |
| LIMPADOR E LAVADOR - JANELA | 640 | | |
| LISTRAS DA CABINE | 625 | | |
| LUZ GIRATÓRIA DE ALARME | 93 | | |
| LUZ INTERMITENTE (12-VOLTS) | 127 | | |
| M | | | |
| MANGUEIRA - RADIADOR (INFERIOR) | 48 | | |
| MANGUEIRA - RADIADOR (SUPERIOR) | 48 | | |
| MARCADOR DE HORAS DE SERVIÇO | 115 | | |
| MECANISMO DAS VÁLVULAS | 34 | | |
| MEDIDOR - NÍVEL DE COMBUSTÍVEL | 112 | | |
| MEDIDOR DE TEMPERATURA DO LÍQUIDO ARREFECEDOR | 112 | | |
| MÓDULO - INDICADOR DE ALARME | 112 | | |
| MÓDULO-SUPRIMENTO DE ENERGIA | 89 | | |
| MONTAGEM - BANCO DE VÁLVULAS | 350 | | |
| MONTAGEM - BRAÇO | 406 | | |
| MONTAGEM - CABINE | 603 | | |
| MONTAGEM - CAÇAMBA | 516 | | |
| MONTAGEM - CILINDRO | 351 | | |
| | | MONTAGEM - CONTROLE DA RETROESCAVADEIRA | 348 |
| | | MONTAGEM - MASTRO | 97 |
| | | MONTAGEM - MONITOR | 604 |
| | | MONTAGEM - MOTOR | 24 |
| | | MONTAGEM - MOTOR E TRANSMISSÃO | 25 |
| | | MONTAGEM - RODA | 209 |
| | | | 211 |
| | | MONTAGEM - RODA (DIANTEIRO) | 206 |
| | | | 207 |
| | | | 208 |
| | | MONTAGEM - SENSOR | 98 |
| | | MONTAGEM - TRANSMISSÃO | 167 |
| | | | 168 |
| | | MONTAGEM - TUBOS | 354 |
| | | MONTAGEM DO EIXO | 166 |
| | | MOTOR | 5 |
| | | | 6 |
| | | MOTOR - LIMPADOR DO VIDRO | 602 |
| | | MOTOR ELÉTRICO DE PARTIDA | 103 |
| | | | 105 |
| P | | | |
| | | PÁRA-LAMA DIANTEIRO | 233 |
| | | PÁRA-LAMA-EXTENSÃO | 232 |
| | | PÁRA-LAMA TRASEIRO | 234 |
| | | PÁRA-SOL | 627 |
| | | PÁRA-SOL DA CABINE | 561 |
| | | | 562 |
| | | | 627 |
| | | PEDAL DO GOVERNADOR | 605 |
| | | PINO-ACOPLADOR | 517 |
| | | | 518 |
| | | PINO (INFERIOR, SUPERIOR) | 138 |
| | | PISTÃO E BIELA | 28 |
| | | PLACA DE IDENTIFICAÇÃO (CAÇAMBA) | 445 |
| | | | 447 |
| | | | 486 |
| | | | 491 |
| | | | 492 |
| | | | 493 |
| | | | 494 |
| | | | 495 |
| | | | 496 |
| | | | 498 |
| | | | 500 |
| | | PLACA DE IDENTIFICAÇÃO (CATERPILLAR) ... | 509 |
| | | PLACA E DECALQUE | 645 |
| | | | 648 |
| | | POLEGAR | 519 |
| | | | 520 |

* TRADUÇÃO NÃO DISPONÍVEL NO MOMENTO DA IMPRESSÃO

ÍNDICE

| Designação | Página | Designação | Página |
|----------------------------|--------|---|--------|
| | 521 | | 470 |
| | 522 | | 479 |
| | 523 | | 480 |
| | 524 | | 481 |
| | 525 | | 482 |
| | 526 | | 483 |
| | 527 | | 484 |
| | 528 | | 485 |
| | 529 | | 486 |
| | 530 | | 487 |
| | 531 | | 488 |
| | 532 | | 489 |
| | 533 | | 490 |
| | 534 | PONTA-CAÇAMBA (SOLO) | 491 |
| | 535 | | 492 |
| | 536 | | 493 |
| | 537 | | 494 |
| | 538 | PONTA-TALHADEIRA | 471 |
| | 539 | | 472 |
| | 540 | | 473 |
| | 541 | PORTA DA CABINE | 582 |
| | 542 | | 584 |
| | 543 | POSIÇÃO DO SENSOR (ÂNGULO) | 591 |
| | 544 | POSIÇÃO DO SENSOR (GIRO DA LANÇA) | 591 |
| | 545 | PROTEÇÃO CONTRA VANDALISMO | 649 |
| | 546 | PROTETOR - EIXO DE TRANSMISSÃO | 241 |
| | 547 | PROTETOR - RADIADOR | 242 |
| | 548 | PROTETOR DA LANÇA | 395 |
| | 549 | PROTETOR-FERRAMENTA DE TRABALHO | 515 |
| | 550 | PURIFICADOR DE AR | 55 |
| | 551 | | 56 |
| | 552 | | |
| | 553 | | |
| POLIA DO VIRABREQUIM | 33 | | |
| PONTA - PENETRAÇÃO | 451 | | |
| | 452 | | |
| | 453 | | |
| | 454 | | |
| | 455 | | |
| | 456 | | |
| | 457 | | |
| | 458 | | |
| | 459 | | |
| | 460 | | |
| | 461 | | |
| | 462 | | |
| | 463 | | |
| | 464 | | |
| | 465 | | |
| | 466 | | |
| | 467 | | |
| | 468 | | |
| | 469 | | |
| | | R | |
| | | RADIADOR | 52 |
| | | | 53 |
| | | RADIADOR E ARREFECEDOR DE ÓLEO | 52 |
| | | | 53 |
| | | RECEPTOR-LASER (LR21) | 89 |
| | | RELÉ | 99 |
| | | | 100 |
| | | | 101 |
| | | RELÉ (CONJ) (12-VOLTS) | 106 |
| | | | 109 |
| | | | 134 |
| | | | 291 |
| | | RELÉ (CONJ) (12-VOLTS) | 109 |
| | | | 123 |
| | | RELÉ (CONJ) (12-VOLTS) (ACCUGRADE, MASTRO) | 89 |
| | | RELÉ (CONJ) (12-VOLTS) (ALARME DE MARCHA-À-RÉ) | 127 |

* TRADUÇÃO NÃO DISPONÍVEL NO MOMENTO DA IMPRESSÃO

ÍNDICE

| Designação | Página | Designação | Página |
|--|--------|---|--------|
| RELÉ (CONJ) (12-VOLTS) (AUXILIAR DE PARTIDA)..... | 119 | SISTEMA DE ILUMINAÇÃO - FARÓIS E SINAL..... | 94 |
| RELÉ (CONJ) (12-VOLTS) (BOMBA DE COMBUSTÍVEL)..... | 119 | SISTEMA ELETRÔNICO - MÁQUINA..... | 79 |
| RELÉ (CONJ) (12-VOLTS) (BUZINA)..... | 127 | SISTEMA ELETRÔNICO - MONITOR..... | 80 |
| RELÉ (CONJ) (12-VOLTS) (DESATIVAÇÃO DO IMPLEMENTO)..... | 127 | SOFTWARE - MONITOR (RECEPTOR)..... | 89 |
| RELÉ (CONJ) (12-VOLTS) (LÂMPADA DE POSIÇÃO)..... | 127 | SUORTE..... | 246 |
| RELÉ (CONJ) (12-VOLTS) (PARTIDA)..... | 119 | SUORTE - ARREFECEDR DE ÓLEO E RADIADOR..... | 48 |
| RELÉ (CONJ) (12-VOLTS) (TRAVA DO DIFERENCIAL)..... | 127 | SUORTE - MONTAGEM..... | 559 |
| RELÉ (12-VOLTS)..... | 109 | SUORTE PARA TRANSPORTE..... | 643 |
| | 123 | SUSPENSÃO - ASSENTO..... | 619 |
| RESPIRO..... | 35 | | 622 |
| | 140 | | |
| RESPIRO (EIXO DIANTEIRO)..... | 138 | T | |
| RESPIRO (TRANSMISSÃO)..... | 189 | TACÔMETRO - ELÉTRICO..... | 112 |
| | 194 | | 624 |
| RETENTOR (RESPIRO)..... | 35 | TAMPA - ACESSO À BATERIA..... | 231 |
| RETROESCAVADEIRA - BRAÇO ESTENDÍVEL..... | 1 | TAMPA - BOCAL DE ENCHIMENTO DE COMBUSTÍVEL (COM RESPIRO, TRAVÁVEL)..... | 72 |
| | 2 | TAMPA - CABEÇA DO CILINDRO..... | 8 |
| RETROESCAVADEIRA - BRAÇO PADRÃO..... | 3 | TAMPA - ENCHIMENTO (ÓLEO HIDRÁULICO)..... | 360 |
| REVESTIMENTO DA CABINE..... | 595 | TAMPA - MECANISMO DAS VÁLVULAS..... | 9 |
| RODA E PNEU..... | 205 | TAMPA - MOTOR DO LIMPADOR DE PÁRA-BRISA..... | 581 |
| | 206 | TAMPA (BOCAL DE ENCHIMENTO DO OLEO DO MOTOR)..... | 37 |
| | 207 | TAMPA (SAÍDA)..... | 366 |
| | 208 | | 367 |
| | 209 | TANQUE - LAVADOR DE JANELA..... | 628 |
| | 210 | | 640 |
| | 211 | TANQUE - LÍQUIDO ARREFECEDOR..... | 54 |
| | 212 | TANQUE DE COMBUSTÍVEL..... | 71 |
| | | | 72 |
| S | | TANQUE DE COMBUSTÍVEL E MONTAGEM... .. | 70 |
| SEMI-EIXO TRASEIRO..... | 140 | TANQUE DE EXPANSÃO..... | 54 |
| SENSOR - TEMPERATURA..... | 121 | TANQUE DE ÓLEO HIDRÁULICO E MONTAGEM..... | 360 |
| SENSOR DE UMIDADE (SEPARADOR DE ÁGUA)..... | 68 | TANQUE HIDRÁULICO..... | 360 |
| SENSOR DE VELOCIDADE..... | 102 | TAPETE..... | 561 |
| SENSOR DE VELOCIDADE (SAÍDA DA TRANSMISSÃO)..... | 195 | | 586 |
| SENSOR DE VELOCIDADE (SAÍDA DO CONVERSOR DE TORQUE)..... | 189 | TELA FILTRANTE (SUCÇÃO)..... | 143 |
| SERVO-TRANSMISSÃO..... | 188 | | 194 |
| SERVOTRANSMISSÃO..... | 194 | TERMOSTATO (ÁGUA)..... | 39 |
| *SHAFT GP-PUMP DRIVE..... | 359 | TETO - CABINE..... | 606 |
| SILENCIADOR..... | 58 | TIRANTE DO CILINDRO DE LEVANTAMENTO..... | 394 |
| SINCRONIZADOR..... | 183 | TOLDO..... | 566 |
| SIST. DE ILUMINAÇÃO - PISCA-PISCA GIRATÓRIO DE ADVERTÊNCIA..... | 96 | | 567 |
| SISTEMA DE ABSORÇÃO DE IMPACTOS..... | 249 | TOLDO - ESTRUTURA ROPS ABERTA..... | 568 |
| | | | 570 |

* TRADUÇÃO NÃO DISPONÍVEL NO MOMENTO DA IMPRESSÃO

ÍNDICE

| Designação | Página | Designação | Página |
|---|--------|------------|--------|
| VÁLVULA SOLENÓIDE | 189 | | |
| | 202 | | |
| | 344 | | |
| | 347 | | |
| | 356 | | |
| | 389 | | |
| | 390 | | |
| VÁLVULA SOLENÓIDE (ACUMULADOR) | 390 | | |
| VÁLVULA SOLENÓIDE (AVANTE) | 195 | | |
| VÁLVULA SOLENÓIDE (CONTROLE DE PERCURSO, INTERRUPTOR) | 390 | | |
| VÁLVULA SOLENÓIDE (EMBREAGEM) | 195 | | |
| VÁLVULA SOLENÓIDE (MARCHA À RÉ) | 195 | | |
| VÁLVULA SOLENÓIDE (TRAÇÃO EM TODAS AS RODAS, EMBREAGEM UM) | 195 | | |
| VÁLVULA SOLENÓIDE (12-VOLTS) (DESLIGAMENTO - COMBUSTÍVEL) | 65 | | |
| VÁLVULAS DE CONTROLE - OITO | 365 | | |
| VARETA DE NÍVEL E BOCAL DE ENCHIMENTO DO ÓLEO | 37 | | |
| VELA DE AQUECIMENTO; VELA INCANDESCENTE | 81 | | |
| VELA DE AQUECIMENTO; VELA INCANDESCENTE (12 VOLTS) | 81 | | |
| VENTILADOR | 557 | | |
| | 589 | | |
| VENTILADOR DE SUCÇÃO | 44 | | |
| | 45 | | |
| VIDRO DA PORTA | 636 | | |
| | 638 | | |
| VIGIA | 360 | | |
| VIRABREQUIM | 11 | | |
| VOLANTE DO MOTOR | 19 | | |

* TRADUÇÃO NÃO DISPONÍVEL NO MOMENTO DA IMPRESSÃO

STICHWORTVERZEICHNIS

| Bezeichnung | Seite | Bezeichnung | Seite |
|---------------------------------------|-------|---------------------------------------|-------|
| A | | | |
| ABDECKUNG (AUSLASS)..... | 366 | AUFKLEBER (NAMENSSCHILD)..... | 248 |
| | 367 | AUFKLEBER (*PROTECTION)..... | 74 |
| ABLASSLEITUNGEN..... | 308 | AUFKLEBER (*STABILIZER, AUTO UP)..... | 561 |
| ABLASSSCHRAUBE (MAGNETISCH)..... | 138 | | 562 |
| | 140 | AUFKLEBER (STARTSCHALTER)..... | 647 |
| | 148 | AUFKLEBER (TEMPERATURREGELUNG)..... | 555 |
| ABLASSSTOPFEN (MOTORÖL)..... | 26 | | 587 |
| ABSPERRVENTIL..... | 52 | AUSGLEICHSBEHÄLTER..... | 54 |
| | 53 | AUSLEGER..... | 393 |
| | 308 | AUSLEGERLEITUNGEN..... | 301 |
| ABTRIEBSWELLE..... | 181 | AUSLEGERZYLINDER..... | 264 |
| | 183 | | 265 |
| | 184 | AUSPUFFROHRVERLÄNGERUNG..... | 5 |
| | 185 | | |
| ACHSENANBAUSATZ..... | 166 | B | |
| ACHSGEHÄUSE..... | 161 | BATTERIE UND VERDRAHTUNG..... | 74 |
| | 162 | | 76 |
| | 163 | BATTERIE (12 V, WARTUNGSFREI)..... | 74 |
| ACHSGEHÄUSEFLANSCH..... | 159 | | 76 |
| | 160 | BATTERIEDECKEL..... | 231 |
| ACHSWELLE..... | 138 | BATTERIEKASTEN..... | 227 |
| ANSCHLUSS..... | 338 | BEFESTIGUNGSHALTERUNG..... | 559 |
| ANTRIEB - BAGGERLADER..... | 152 | BEFESTIGUNGSTEILE (STARTERMOTOR)..... | 103 |
| ANTRIEBS- UND LENKACHSE..... | 138 | BETRIEBSSTUNDENZÄHLER..... | 115 |
| ANTRIEBSWELLE..... | 174 | BLINKER (12 V)..... | 127 |
| | 177 | BLINKLEUCHE..... | 94 |
| | 179 | BODENBLECH..... | 236 |
| ANTRIEBSWELLENVERKLEIDUNG..... | 241 | | 237 |
| ARBEITS- U. SIGNALLEUCHE..... | 94 | BOLZEN (UNTEN, OBEN)..... | 138 |
| ARBEITSLEUCHTEN..... | 91 | *BOWL AS-BUCKET..... | 425 |
| | 92 | | 426 |
| *ARMREST AS (LINKS)..... | 609 | BREMSBELAG-EINBAUSATZ..... | 141 |
| | 616 | BREMSEGESTÄNGE..... | 215 |
| | 617 | BREMSSATTEL-EINBAUSATZ..... | 141 |
| *ARMREST AS (RECHTS)..... | 609 | BREMSVENTIL..... | 215 |
| | 616 | BREMSZYLINDER..... | 218 |
| | 617 | | 219 |
| AUFKLEBER..... | 644 | BREMSZYLINDER-EINBAUSATZ..... | 218 |
| AUFKLEBER - ANZEIGE (SCHAUFELHÖHE)... | 289 | BREMSZYLINDER-EINBAUSATZ | |
| AUFKLEBER - INFORMATION (*EXTENDED | | (EINSTELLER)..... | 219 |
| LIFE COOLANT-READ OMM)..... | 645 | BREMSZYLINDER-EINBAUSATZ | |
| AUFKLEBER (AUSFAHRBARER STIEL)..... | 305 | (RÜCKHOLFEDER)..... | 219 |
| AUFKLEBER (GELB)..... | 246 | *BUCKET GP-GENERAL PURPOSE..... | 444 |
| AUFKLEBER (KONTROLLE) (*BACKHOE, | | | 445 |
| JOYSTICK)..... | 560 | | 446 |
| | 566 | | 447 |
| | 567 | | 448 |
| AUFKLEBER (KONTROLLE) (*BACKHOE, | | | 449 |
| JOYSTICK)..... | 561 | | 450 |
| | 562 | | |
| AUFKLEBER (KONTROLLE) (*LOADER, | | | |
| JOYSTICK)..... | 561 | | |

* ÜBERSETZUNG ZUM ZEITPUNKT DER DRUCKLEGUNG NICHT VORHANDEN

STICHWORTVERZEICHNIS

| Bezeichnung | Seite | Bezeichnung | Seite |
|--------------------------------------|-------|--|-------|
| D | | | |
| DAUMEN | 519 | DICHTUNG (ENTLÜFTER) | 35 |
| | 520 | DICHTUNG (VENTILDECKEL) | 9 |
| | 521 | DICHTUNGSSATZ | 82 |
| | 522 | | 202 |
| | 523 | | 344 |
| | 524 | | 347 |
| | 525 | DICHTUNGSSATZ (DRUCKSPEICHER) | 390 |
| | 526 | DICHTUNGSSATZ (VIBRATIONSVENTIL) | 248 |
| | 527 | DICHTUNGSSATZ (VORSTEUERVENTIL) | 356 |
| | 528 | | 386 |
| | 529 | | 387 |
| | 530 | DIFFERENTIAL | 150 |
| | 531 | | 151 |
| | 532 | DIFFERENTIAL UND TELLERRAD | 148 |
| | 533 | DIFFERENTIALGETRIEBE U. TELLERRAD | 150 |
| | 534 | DIFFERENZIALGEHÄUSE | 148 |
| | 535 | DIFFERENZIALSPERRENSCHALTER | 107 |
| | 536 | DREHSTROMGENERATOR | 73 |
| | 537 | DREHZAHLMESSER, ELEKTR. | 112 |
| | 538 | | 624 |
| | 539 | DREHZAHLSENSOR | 102 |
| | 540 | DREHZAHLSENSOR (DREHMOMENTWAND- LERAUSGANG) | 189 |
| | 541 | DREHZAHLSENSOR (GETRIEBEAUSGANG) | 195 |
| | 542 | DRUCKKOPFSCHALTER (NEUTRALISATOR, HERUNTERSCHALTEN) | 250 |
| | 543 | | 252 |
| | 544 | DRUCKKOPFSCHALTER (NEUTRALISATOR, HERUNTERSCHALTEN) | 146 |
| | 545 | DRUCKREDUZIERVENTIL | 344 |
| | 546 | DRUCKSCHALTER | 108 |
| | 547 | | 134 |
| | 548 | | 215 |
| | 549 | | 291 |
| | 550 | DRUCKSCHALTER (HYDRAULIKÖLFILTER - UMGEHUNG) | 121 |
| | 551 | DRUCKSCHALTER (KÜHLMITTEL) | 109 |
| DAUMEN - ZYLINDER U. LEITUNGEN | 259 | DRUCKSCHALTER (MOTORÖL) | 108 |
| DAUMENGESTÄNGE | 396 | DRUCKSPEICHER, HYDRAULISCHE SCHWINGUNGSDÄMPFUNG | 248 |
| | 525 | | |
| | 526 | | |
| | 528 | | |
| | 539 | | |
| | 540 | | |
| | 541 | | |
| | 542 | | |
| | 543 | | |
| | 544 | | |
| | 545 | | |
| | 547 | | |
| | 548 | | |
| | 549 | | |
| | 551 | | |
| DAUMENZYLINDER | 281 | | |

E

| | |
|-------------------------------------|-----|
| EINBAUSATZ - PLANIERSTEUERUNG | 87 |
| | 89 |
| EINFÜLLKAPPE (HYDRAULIKÖL) | 360 |
| ELEKTRONIK - MASCHINE | 79 |
| ELEKTRONIK - MONITOR | 80 |
| ENDSCHALTER | 622 |
| ENDSCHALTER (BREMSPEDAL) | 215 |
| ENTLÜFTER | 35 |
| | 140 |
| ENTLÜFTER (GETRIEBE) | 189 |

* ÜBERSETZUNG ZUM ZEITPUNKT DER DRUCKLEGUNG NICHT VORHANDEN

STICHWORTVERZEICHNIS

| Bezeichnung | Seite | Bezeichnung | Seite |
|---|-------|---|-------|
| | 471 | | 378 |
| | 472 | | 379 |
| | 473 | HYDRAULIKVORSTEUERVENTIL U. | |
| | 474 | LEITUNGEN | 362 |
| | 475 | HYDRAULISCHE SCHWINGUNGSDÄMP- | |
| | 476 | FUNG | 249 |
| | 477 | HYDRAULISCHE SCHWINGUNGSDÄMPFUNG - | |
| | 478 | EINBAUSATZ | 291 |
| | 479 | | |
| | 480 | I | |
| | 481 | | |
| | 482 | IDENTIFIKATIONSSCHILD (CAT) | 509 |
| | 483 | IDENTIFIKATIONSSCHILD (SCHAUFEL) | 445 |
| | 484 | | 447 |
| | 485 | | 486 |
| | 486 | | 491 |
| | 487 | | 492 |
| | 488 | | 493 |
| | 489 | | 494 |
| | 490 | | 495 |
| | 491 | | 496 |
| | 492 | | 498 |
| | 493 | | 500 |
| | 494 | IDENTIFIZIERUNGS-AUFKLEBER | |
| | 397 | (*CATERPILLAR, FRONT) | 560 |
| HECKBAGGERLÖFFELGESTÄNGE | 260 | | 561 |
| HECKBAGGERLÖFFELZYLINDER | 262 | | 562 |
| | 348 | | 567 |
| HECKBAGGERSTEUERUNG - AUFHÄNGUNG ... | 598 | IDENTIFIZIERUNGS-AUFKLEBER | |
| HEIZUNGS- U. KLIMAAANLAGENLEITUNGEN ... | 597 | (CATERPILLAR, HINTEN) | 566 |
| HEIZUNGSLEITUNGEN | 598 | IDENTIFIZIERUNGS-AUFKLEBER | |
| | 123 | (GRUPPENNUMMER) | 557 |
| HEIZUNGSVERDRAHTUNG | 140 | | 589 |
| HINTERACHSE | 140 | IDENTIFIZIERUNGS-AUFKLEBER (*STABILIZER | |
| HOHLRAD | 159 | CONTROL) | 566 |
| | 160 | IDENTIFIZIERUNGS-AUFKLEBER (*STABILIZER | |
| HUBARM | 391 | CONTROL) | 560 |
| HUBMASTBEFESTIGUNG | 97 | | 567 |
| HUBZYLINDER | 269 | *INSTALLATION GP-MONITOR | 591 |
| HUBZYLINDER-HALTERUNG | 394 | INSTRUKTIONSSCHILD | 364 |
| HUBZYLINDERLEITUNGEN | 313 | INSTRUKTIONSSCHILD (*EXTENDABLE | |
| HYDRAULIKFITTING | 287 | STICK PIN, READ OMM) | 1 |
| HYDRAULIKHANDSTEUERUNG | 250 | | 2 |
| | 252 | INSTRUKTIONSSCHILD (*OIL FLOW | |
| HYDRAULIKÖLKÜHLERLEITUNGEN | 311 | DIRECTION) | 294 |
| HYDRAULIKPUMPE UND LEITUNGEN | 327 | INSTRUKTIONSSCHILD (SCHAUFEL- | |
| HYDRAULIKSYSTEM | 288 | STEUERUNG) | 364 |
| HYDRAULIKTANK | 360 | INSTRUKTIONSSCHILD (SCHEIBEN- | |
| HYDRAULIKTANK UND BEFESTIGUNGSTEI- | 360 | WASCHMITTEL) | 628 |
| LE | 372 | | 640 |
| HYDRAULIKVERTEILER | 374 | | |
| | 376 | | |

* ÜBERSETZUNG ZUM ZEITPUNKT DER DRUCKLEGUNG NICHT VORHANDEN

STICHWORTVERZEICHNIS

| Bezeichnung | Seite | Bezeichnung | Seite |
|--|-------|--|-------|
| J | | | 429 |
| JOYSTICK -STEUERUNG | 255 | | 495 |
| | 256 | | 496 |
| | 257 | | 498 |
| | 258 | KOMBISCHAUFELLEITUNGEN | 500 |
| | | | 317 |
| K | | | 319 |
| KÄLTEMITTEL-DRUCKSPEICHER | 598 | KOMBISCHAUFELZYLINDER | 270 |
| KÄLTEMITTELKOMPRESSOR | 573 | KOMMUNIKATIONSEINBAUSATZ | 83 |
| KÄLTEMITTELKOMPRESSOR U. BEFESTIGUNG | 572 | | 85 |
| KÄLTEMITTELKONDENSATOR U. BEFESTIGUNGSTEILE | 574 | KONSOLENVERDRAHTUNG | 112 |
| KAPPE (MOTORÖLEINFÜLLUNG) | 37 | | 115 |
| KEILRIEMEN | 44 | KONSOLENVERRIEGELUNG | 593 |
| KEILRIEMENSATZ (EINSCHL. 2 RIEMEN) | 44 | KONTAKT-EINBAUSATZ (STARTERMOTOR) ... | 103 |
| | 45 | KRAFTSTOFFEINSPRITZPUMPE | 65 |
| KIPPPEDAL | 221 | KRAFTSTOFFENTLÜFTUNGSPUMPE UND -HAUPTFILTER | 68 |
| KIPPSCHALTER (ALLRADANTRIEB) | 106 | | 69 |
| KIPPSCHALTER (*AUXILIARY HYDRAULIC FLOW) | 365 | KRAFTSTOFFFILTERKAPPE (BELÜFTET, SPERRBAR) | 72 |
| KIPPSCHALTER (*FLOODLIGHTS, FRONT) | 94 | KRAFTSTOFFFILTERLEITUNGEN | 64 |
| KIPPSCHALTER (*FLOODLIGHTS, REAR) | 94 | KRAFTSTOFFLEITUNGEN | 62 |
| KIPPSCHALTER (GEBLÄSEGESCHWINDIG- KEIT) | 109 | KRAFTSTOFFSTANDANZEIGE | 112 |
| | 123 | KRAFTSTOFFSTANDGEBER | 71 |
| KIPPSCHALTER (HEIZUNG) | 123 | KRAFTSTOFFTANK | 71 |
| KIPPSCHALTER (HYDRAULIKSPERRE) | 112 | | 72 |
| KIPPSCHALTER (KLIMAAANLAGE, HEIZUNG) ... | 109 | KRAFTSTOFFTANK U. BEFESTIGUNG | 70 |
| KIPPSCHALTER (*MODE SELECT) | 127 | KRAFTÜBERTRAGUNG | 171 |
| KIPPSCHALTER (RUNDUM-KENNLEUCH- TE) | 112 | KREUZGELENK-EINBAUSATZ | 138 |
| KIPPSCHALTER (SCHWINGUNGSDÄMP- FUNG) | 134 | KREUZGELENKLAGER-EINBAUSATZ | 174 |
| | 291 | KÜHLER | 52 |
| KIPPSCHALTER (STARTHILFE) | 112 | | 53 |
| KIPPSCHALTER (*TRANSMISSION NEUTRAL LOCK) | 115 | KÜHLER U. ÖLKÜHLER - BEFESTIGUNG | 48 |
| KIPPSCHALTER (WISCHER, WASCHER, HINTEN) | 642 | KÜHLERNETZ UND ÖLKÜHLER | 52 |
| KIPPZYLINDER | 282 | | 53 |
| KLIMAAANLAGE | 557 | KÜHLERSCHLAUCH (OBEN) | 48 |
| KLIMAAANLAGE UND AUFHÄNGUNG | 555 | KÜHLERSCHLAUCH (UNTEN) | 48 |
| KLIMAAANLAGENVERDRAHTUNG | 109 | KÜHLERSCHUTZ | 242 |
| KNIESTÜCK | 156 | KÜHLMITTELBEHÄLTER | 54 |
| | 321 | KÜHLMITTELTEMPERATURANZEIGE | 112 |
| KOLBENPUMPE | 356 | KÜHLSYSTEM | 43 |
| KOLBENPUMPENUMLAUFSATZ | 358 | KÜHLWASSERANSCHLUSS | 39 |
| KOLBENRINGSATZ | 28 | KÜHLWASSERPUMPE | 50 |
| KOMBISCHAUFEL | 427 | KUPPLUNGSANTRIEB, ELAST. | 153 |
| | 428 | KUPPLUNGSBOLZEN | 517 |
| | | | 518 |
| | | KURBELLAGER-EINBAUSATZ (0,25 MM OS) ... | 11 |
| | | KURBELLAGER-EINBAUSATZ (0,5 MM OS) ... | 11 |
| | | KURBELLAGER-EINBAUSATZ (0,76 MM OS) ... | 11 |
| | | KURBELWELLE | 11 |
| | | KURBELWELLEN-RIEMENSCHLEIBE | 33 |

* ÜBERSETZUNG ZUM ZEITPUNKT DER DRUCKLEGUNG NICHT VORHANDEN

STICHWORTVERZEICHNIS

| Bezeichnung | Seite | Bezeichnung | Seite |
|---|-------|--|-------|
| L | | | |
| LADERRAHMEN | 238 | MAGNETVENTIL (SCHWINGUNGSDÄMP- FUNGSSCHALTER) | 390 |
| LADERZUSATZLEITUNGEN | 315 | MAGNETVENTIL (VORWÄRTS) | 195 |
| LADESCHAUFEL | 401 | MAGNETVENTIL (12 V) (KRAFTSTOFFABSTEL- LUNG) | 65 |
| LASTSCHALTGETRIEBE | 188 | *MANIFOLD GP-CONTROL & SOLENOID | 346 |
| | 194 | | 347 |
| LAUFBAND UND ANTRIEB (RUNDUM- KENNLEUCHTE) | 93 | MECHANISCHES GETRIEBE | 188 |
| LAUFROLLENSCHALTER (AUSSCHALTER, STELLUNGSEINSTELLUNG) | 125 | MEMBRAN (KURBELGEHÄUSEDRUCKSCHAL- TER) | 9 |
| LEITUNGS-BEFESTIGUNGSTEILE | 354 | MODULARHEBEL | 255 |
| LENKBETÄTIGUNG | 221 | | 256 |
| LENKKNOPF | 223 | | 257 |
| LENKÖLLEITUNGEN | 224 | | 258 |
| LENKZYLINDER | 138 | MONITOR - SOFTWARE (EMPFÄNGER) | 89 |
| LEUCHTE (12 V) | 112 | MONITORBEFESTIGUNG | 604 |
| | 595 | MOTOR- UND GETRIEBEAUFLAGER | 25 |
| | 624 | MOTORAUFLAGER | 24 |
| LEUCHTE (12 V, 21 W) | 94 | MOTORAUSFÜHRUNG | 5 |
| LEUCHTE (12 V, 21/5 W) | 94 | | 6 |
| LEUCHTE (12 V, 55 W) | 91 | MOTORBLOCK | 13 |
| | 92 | | 15 |
| | 93 | MOTORHAUBE | 245 |
| LEUCHTENLINSE (HINTEN) | 94 | | 246 |
| LITERATURABLAGE | 571 | MOTORHAUBE UND VERKLEIDUNG | 243 |
| LÖFFELSTIEL | 423 | MOTORHUBÖSE | 23 |
| LÜFTER | 557 | MOTORÖLKÜHLER | 40 |
| | 589 | | 41 |
| LÜFTERANTRIEB | 18 | MOTORÖLKÜHLER UND FILTERSOCKEL | 41 |
| LUFTFILTER (FAHRERHAUSHEIZUNG, KLIMAAANLAGE) | 555 | MOTORSTOPFEN | 30 |
| | 587 | | 31 |
| LUFTFILTER (HAUPTELEMENT) | 56 | | 32 |
| LUFTFILTER (HILFSELEMENT) | 56 | MOTORVERDRAHTUNG | 119 |
| LUFTFILTER-WARTUNGSANZEIGE | 57 | | 121 |
| LUFTFILTERWARTUNGSANZEIGE | 57 | N | |
| LUFTREINIGER | 55 | NEIGEZYLLINDERLEITUNGEN | 340 |
| | 56 | NOCKENSATZ (NACH LINKS) | 141 |
| M | | | |
| MAGNETVENTIL | 189 | NOCKENWELLE | 7 |
| | 202 | O | |
| | 344 | ÖLFILTER | 37 |
| | 347 | | 286 |
| | 356 | ÖLFILTER (*EFFICIENCY) (KRAFTÜBERTRA- GUNG) | 171 |
| | 389 | ÖLFILTER (HYDRAULIK, FEUERFEST) | 286 |
| | 390 | ÖLFILTER (*ULTRA HIGH EFFICIENCY) | 286 |
| MAGNETVENTIL (*ALL WHEEL DRIVE, CLUTCH ONE) | 195 | ÖLKÜHLER (MOTOR) | 40 |
| MAGNETVENTIL (DRUCKSPEICHER) | 390 | ÖLLEITUNGEN - KRAFTÜBERTRAGUNG | 165 |
| MAGNETVENTIL (KUPPLUNG) | 195 | ÖLMESSSTAB | 154 |
| MAGNETVENTIL (RÜCKWÄRTS) | 195 | ÖLMESSSTAB U. EINFÜLLSTUTZEN | 37 |

* ÜBERSETZUNG ZUM ZEITPUNKT DER DRUCKLEGUNG NICHT VORHANDEN

STICHWORTVERZEICHNIS

| Bezeichnung | Seite | Bezeichnung | Seite |
|---|-------|--|-------|
| ÖLSTANDANZEIGE | 37 | | 109 |
| ÖLSTANDANZEIGE (ÖLMESSSTAB) | 156 | | 123 |
| ÖLTEMPERATURANZEIGE (DREHZAHLOWAN- LER) | 112 | | 134 |
| ÖLWANNE | 26 | | 291 |
| P | | | |
| PALETTENGABEL | 514 | RELAIS (12 V) | 109 |
| PANETENTRÄGERSATZ | 169 | RELAIS (12 V) (*ACCUGRADE, MAST) | 89 |
| PLANIERSCHILD | 502 | RELAIS (12 V) (ARBEITSGERÄT DEAKTIVIEREN) | 127 |
| | 503 | RELAIS (12 V) (DIFFERENTIALSPERRE) | 127 |
| | 504 | RELAIS (12 V) (HUPE) | 127 |
| | 505 | RELAIS (12 V) (KRAFTSTOFFPUMPE) | 119 |
| PLEUELLAGER-EINBAUSATZ (0,25 MM OS) ... | 11 | RELAIS (12 V) (*POSITION LAMP) | 127 |
| PLEUELLAGER-EINBAUSATZ (0,51 MM OS) ... | 11 | RELAIS (12 V) (RÜCKFAHRALARM) | 127 |
| PLEUELLAGER-EINBAUSATZ (0,76 MM OS) ... | 11 | RELAIS (12 V) (STARTEN) | 119 |
| PLEUELSTANGE UND KOLBEN | 28 | RELAIS (12 V) (STARTHILFE) | 119 |
| PUMPENANTRIEB U. BEFESTIGUNGSTEI- LE | 284 | REPARATURSATZ (DREHZAHLSREGLERPE- DAL) | 605 |
| PUMPENSTEUERVENTIL | 388 | ROLLENLAGER-EINBAUSATZ | 169 |
| PUMPENSTEUERVENTIL (*PRESSURE, FLOW COMPENSATOR) | 356 | RÜCKSPIEGEL | 600 |
| | | | 601 |
| | | RÜCKSPIEGEL (INNEN) | 566 |
| | | | 567 |
| | | RUNDUM-KENNLEUCHTE | 93 |
| | | | 96 |
| R | | | |
| RAD UND REIFEN | 205 | S | |
| | 206 | SAUGLÜFTER | 44 |
| | 207 | | 45 |
| | 208 | SCHALLDÄMPFER | 58 |
| | 209 | SCHALTER | 213 |
| | 210 | SCHALTER - ALLRADANTRIEB | 106 |
| | 211 | SCHALTER, FUSSBETÄTIGT (DIFFERENTIAL- SPERRE) | 107 |
| | 212 | SCHAUFELAUFHÄNGUNG | 516 |
| RADAUFHAENGUNG | 209 | SCHAUFELAUSSCHALTER UND -EINSTELLER | 289 |
| | 211 | SCHAUFELGESTÄNGE | 399 |
| RADAUFHAENGUNG (VORN) | 206 | SCHAUFELLEITUNGEN | 303 |
| | 207 | | 305 |
| | 208 | SCHAUFELTRANSPORTAUSFÜHRUNG | 650 |
| RADFLANSCH | 140 | SCHAUGLAS | 360 |
| | 158 | SCHEIBENWASCHANLAGE | 628 |
| RADIO - KABELSTRANG (PRODUCT LINK RADIO) | 83 | SCHEIBENWASCHMITTELBEHÄLTER | 628 |
| *RECEIVER GP-LASER (*LR21) | 89 | | 640 |
| REGELERHEBEL | 61 | SCHEIBENWISCHER | 642 |
| | 594 | SCHEIBENWISCHER UND -WASCHANLAGE ... | 640 |
| REGLERSTEUERUNG | 61 | SCHEIBENWISCHERBLATT | 640 |
| REIFENVENTIL | 204 | | 642 |
| | 205 | SCHEIBENWISCHERMOTOR | 602 |
| RELAIS | 99 | SCHEINWERFER U. RICHTUNGSLEUCHTE ... | 94 |
| | 100 | SCHILD UND AUFKLEBER | 645 |
| | 101 | | 648 |
| RELAIS (12 V) | 106 | | |

* ÜBERSETZUNG ZUM ZEITPUNKT DER DRUCKLEGUNG NICHT VORHANDEN

STICHWORTVERZEICHNIS

| Bezeichnung | Seite | Bezeichnung | Seite |
|--|-------|---|-------|
| SCHMIERPUMPE | 38 | | 374 |
| SCHNEIDMESSER | 512 | | 376 |
| | 513 | | 380 |
| SCHNELLWECHSELEINRICHTUNG | 507 | SPURSTANGE | 138 |
| | 508 | STANDARDHECKBAGGERSTIEL | 3 |
| | 509 | STARTERMOTOR | 103 |
| | 510 | | 105 |
| | 511 | STARTSCHALTER (TASTE) | 112 |
| SCHNELLWECHSELVORRICHTUNG | 506 | STECKDOSENVERDRAHTUNG | 561 |
| SCHUTZABDECKUNG | 649 | | 562 |
| SCHUTZBLECHE, HINTEN | 234 | | 566 |
| SCHUTZBLECHE, VORNE | 233 | | 567 |
| SCHUTZBLECHVERLÄNGERUNG | 232 | STELLUNGSSENSOR | 260 |
| SCHWENKLEITUNGEN | 338 | | 265 |
| SCHWENKRAHMEN | 239 | | 267 |
| SCHWENKZYLINDER | 279 | STELLUNGSSENSOR (*BOOM SWING) | 591 |
| SCHWINGSITZ | 614 | STELLUNGSSENSOR (*LINEAR) | 275 |
| | 615 | STELLUNGSSENSOR (WINKEL) | 591 |
| | 616 | STEUERKONSOLE | 575 |
| | 617 | | 577 |
| | 618 | | 579 |
| SCHWINGUNGSDÄMPFUNGSLEITUNGEN | 329 | STEUERKRÜMMER | 342 |
| SCHWINGUNGSDÄMPFUNGSVERDRAHTUNG | 134 | | 344 |
| SCHWUNGRAD | 19 | | 345 |
| SCHWUNGRADGEHÄUSE | 20 | STEUERUNGS-KABELSTRANG (PRODUCT LINK RADIO) | 85 |
| SEITENANTRIEB - PLANETENGETRIEBE | 169 | STEUERUNGSVERDRAHTUNG | 116 |
| | 170 | | 117 |
| SEITENSTÜTZEN | 418 | | 118 |
| SEITENSTÜTZENLEITUNGEN | 331 | STEUERVENTIL | 372 |
| | 333 | | 374 |
| | 335 | | 376 |
| SEITENSTÜTZENPLATTEN | 416 | | 378 |
| | 417 | | 379 |
| SEITENSTÜTZENPLATTEN UND SCHUTZABDECKUNG | 407 | | 380 |
| | 409 | | 382 |
| | 411 | | 383 |
| SEITENSTÜTZENZYLINDER | 271 | | 384 |
| | 273 | STEUERVENTILSTOPFEN | 342 |
| SENSORBEFESTIGUNG | 98 | | 372 |
| *SHAFT GP-PUMP DRIVE | 359 | | 374 |
| SICHERHEITSGURT | 607 | | 376 |
| | 608 | | 380 |
| SICHERUNG (10 A) | 93 | STIELAUFHÄNGUNG | 406 |
| SICHERUNG (60 A) | 127 | STIELZYLINDER | 275 |
| SIEB (ANSAUG) | 143 | | 277 |
| | 194 | | 278 |
| SITZPOLSTER | 609 | STIELZYLINDERLEITUNGEN | 337 |
| SOLENOIDVENTIL U. BEFESTIGUNGSTEILE | 202 | STIRNRADGEHÄUSE | 21 |
| SONNENBLLENDE | 627 | STÖSSELSATZ | 386 |
| SPERRVENTIL | 345 | STROMVERSORGUNGSMODUL | 89 |
| | | STÜTZPLATTEN U. BEFESTIGUNG | 413 |

* ÜBERSETZUNG ZUM ZEITPUNKT DER DRUCKLEGUNG NICHT VORHANDEN

STICHWORTVERZEICHNIS

| Bezeichnung | Seite | Bezeichnung | Seite |
|---|-------|---|-------|
| | 414 | | 379 |
| | 415 | | 380 |
| *SWITCH AS-COLUMN (*HD LIGHT, TURN SIG, WDO WIPER) | 127 | | 382 |
| | | | 384 |
| | | | 385 |
| T | | ÜBERDRUCKVENTIL (*CUSHION CROSSOVER) | 338 |
| TELESKOPSTIEL | 419 | ÜBERDRUCKVENTIL (DREHMOMENTWAND- LEREINLASS) | 194 |
| | 421 | ÜBERTRAGUNGSSTEUERUNG | 78 |
| TELESKOPSTIELLEITUNGEN | 309 | UMLAUFKÜHLWASSERHEIZUNG | 82 |
| TELESKOPSTIELZYLINDER | 267 | UMLAUFKÜHLWASSERHEIZUNGS-ELEMENT (120 V, 1000 W) | 82 |
| | 419 | UMSCHALT-UEBERDRUCKVENTIL | 338 |
| TELLER- UND KEGELRAD | 148 | UNIVERSAL-ZAHNSPITZE | 554 |
| TEMPERATURGEBER (MOTORKÜHLMIT- TEL) | 119 | UNIVERSALSCHAUFEL | 430 |
| TEMPERATURGEBER (12 V) | 190 | | 432 |
| | 194 | | 434 |
| TEMPERATURREGLER (WASSER) | 39 | | 436 |
| TEMPERATURSCHALTER (KLIMAAANLAGE) ... | 557 | | 438 |
| TEMPERATURSCHALTER (MOTORKÜHLMIT- TEL) | 119 | V | |
| TEMPERATURSCHALTER (SPRITZVERSTEL- LUNG) | 65 | *VALVE & LINES GP-SOLENOID | 200 |
| TEMPERATURSENSOR | 121 | VENTILANORDNUNGS-BEFESTIGUNGS- SATZ | 350 |
| TIEFLÖFFEL-HYDRAULIKNOTLEITUNGEN ... | 294 | VENTILBEFESTIGUNG | 285 |
| | 296 | VENTILBEFESTIGUNG (BLOCK) | 364 |
| *TIP GP-BUCKET (*SOIL) | 491 | VENTILBEFESTIGUNG (BLOCK) | 364 |
| | 492 | VENTILBLOCK 2 | 364 |
| | 493 | VENTILBLOCK 3 | 364 |
| *TIP GP-CHISEL | 494 | VENTILBLOCK 7 | 365 |
| | 471 | VENTILDECKEL | 9 |
| | 472 | VENTILSATZ (FLUSSSTEUERUNG) | 345 |
| | 473 | VENTILSATZ (VORRANGVENTIL) | 345 |
| TRANSPORTHALTERUNG | 643 | VENTILSATZ (WECHSELVENTIL) | 345 |
| TRANSPORTSPERRE | 402 | VENTILSATZ (2-VENTIL) | 366 |
| | 403 | VENTILSATZ (3-VENTIL) | 367 |
| | 405 | VENTILSATZ (6-VENTIL) | 368 |
| | 645 | VENTILSATZ (7-VENTIL) | 369 |
| TURBOLADER | 59 | VENTILSATZ (8-VENTIL) | 370 |
| TÜRFENSTER | 636 | VENTILSTEUERUNG | 34 |
| | 638 | VERDRAHTUNG - SCHAUFELAUSSCHALTER U. EINSTELLER | 125 |
| U | | VERDRAHTUNG, HINTEN | 132 |
| ÜBERDRUCKVENTIL | 189 | VERDRAHTUNGSKABELBAUM (DIFFERENTIALSPERRE) | 107 |
| | 203 | VERDRAHTUNGSKABELBAUM (*3-PIN, GAUGE) | 112 |
| | 342 | VORHÄNGESCHLOSS | 645 |
| | 345 | VORHÄNGESCHLOSS (VANDALISMUS- SCHUTZ) | 645 |
| | 372 | VORSTEUERLEITUNGEN | 321 |
| | 374 | | |
| | 376 | | |
| | 378 | | |

* ÜBERSETZUNG ZUM ZEITPUNKT DER DRUCKLEGUNG NICHT VORHANDEN

MEMORANDA

MACHINE ARRANGEMENT

214-2553 BACKHOE AR-EXTENDABLE STICK (CHG -03 THRU -07)

S/N: HLS1-UP
AN ATTACHMENT

SMCS-6504, 6533

i02409043

| NOTE | PART NUMBER | QTY | PART NAME | | | | | | SEE PAGE |
|-------------------------|-------------|-----|---|---|---|---|---|-------------------|----------|
| | | | 1 | 2 | 3 | 4 | 5 | 6 (PRODUCT LEVEL) | |
| Y | 209-9930 | 1 | BOOM GP | | | | | | 393 |
| Y | 210-7088 | 1 | CYLINDER GP-BACKHOE BUCKET | | | | | | 262 |
| Y | 210-7076 | 1 | CYLINDER GP-BOOM | | | | | | 264 |
| Y | 210-7082 | 1 | CYLINDER GP-STICK | | | | | | 277 |
| Y | 225-8017 | 1 | ELECTRONICS GP-MACHINE | | | | | | 79 |
| Y | 211-7601 | 1 | LINES GP-BOOM | | | | | | 301 |
| Y | 246-9322 | 1 | LINES GP-BUCKET | | | | | | 305 |
| Y | 211-7602 | 1 | LINES GP-STICK | | | | | | 337 |
| Y | 213-6692 | 1 | LINKAGE GP-BACKHOE BUCKET | | | | | | 397 |
| Y | 246-9309 | 1 | MOUNTING GP-LINES (BACKHOE) | | | | | | 354 |
| Y | 213-6700 | 1 | MOUNTING GP-STICK | | | | | | 406 |
| Y | 271-1405 | 1 | STICK GP-EXTENDABLE | | | | | | 421 |
| | 259-1802 | 2 | FILM-INSTRUCTION (EXTENDABLE STICK PIN, READ OMM) (ON THE RH & LH SIDE OF THE MACHINE E-STICK. ALIGN THE EDGE OF THE DECAL WITH THE E-STICK PIN HOLE) | | | | | | |
| Y-SEPARATE ILLUSTRATION | | | | | | | | | |
| <END> | | | | | | | | | |

MACHINE ARRANGEMENT

214-3758 BACKHOE AR-EXTENDABLE STICK (CHG -00 THRU -06)

S/N: HLS1-UP
AN ATTACHMENT

SMCS-6504, 6533

i02409136

| NOTE | PART NUMBER | QTY | PART NAME | | | | | | SEE PAGE |
|------|-------------|-----|--|---|---|---|---|-------------------|----------|
| | | | 1 | 2 | 3 | 4 | 5 | 6 (PRODUCT LEVEL) | |
| Y | 209-9930 | 1 | BOOM GP | | | | | | 393 |
| Y | 268-9049 | 1 | CYLINDER GP-BOOM | | | | | | 265 |
| Y | 210-7075 | 1 | CYLINDER GP-BOOM | | | | | | |
| Y | 210-7087 | 1 | CYLINDER GP-BACKHOE BUCKET | | | | | | 260 |
| Y | 210-7081 | 1 | CYLINDER GP-STICK | | | | | | 275 |
| Y | 246-8042 | 1 | INSTALLATION GP-GRADE CONTROL | | | | | | 87 |
| Y | 211-7601 | 1 | LINES GP-BOOM | | | | | | 301 |
| Y | 246-9322 | 1 | LINES GP-BUCKET | | | | | | 305 |
| Y | 211-7602 | 1 | LINES GP-STICK | | | | | | 337 |
| Y | 213-6692 | 1 | LINKAGE GP-BACKHOE BUCKET | | | | | | 397 |
| Y | 246-9309 | 1 | MOUNTING GP-LINES (BACKHOE) | | | | | | 354 |
| Y | 213-6700 | 1 | MOUNTING GP-STICK | | | | | | 406 |
| Y | 209-1615 | 1 | STICK GP-EXTENDABLE | | | | | | |
| Y | 271-1402 | 1 | STICK GP-EXTENDABLE | | | | | | 419 |
| Y | 227-7373 | 1 | ELECTRONICS GP-MACHINE | | | | | | 79 |
| | 213-6069 | 1 | HARNES AS-SENSOR | | | | | | |
| E | 5P-0743 | | HOSE (247-CM) | | | | | | |
| E | 5P-1420 | | HOSE (368-CM) | | | | | | |
| | 102-8805 | 1 | KIT-RECEPTACLE (6-PIN) (INCLUDES RECEPTACLE AS & WEDGE | | | | | | |
| | 119-3662 | | TUBE-HEAT SHRINK (10.85-MM DIA) (13-CM) | | | | | | |
| | 155-2271 | 4 | KIT-CONNECTING PLUG (4-PIN) (EACH PLUG KIT INCLUDES RECEPTACLE AS, WEDGE & INTERFACE SEAL) | | | | | | |
| | 259-1802 | 2 | FILM-INSTRUCTION (EXTENDABLE STICK PIN, READ OMM) (1-ON THE RH SIDE OF MACHINE E-STICK, ALIGN THE EDGE OF THE DECAL WITH THE E-STICK PIN HOLE) (1-ON THE LH SIDE OF MACHINE E-STICK, ALIGN THE EDGE OF THE DECAL WITH THE E-STICK PIN HOLE) | | | | | | |

E-ORDER BY THE CENTIMETER
Y-SEPARATE ILLUSTRATION

<END>

MACHINE ARRANGEMENT

214-2550 BACKHOE AR-STANDARD STICK (CHG -00, -01)

S/N: HLS1-UP
AN ATTACHMENT

SMCS-6502, 6504

i02441655

| NOTE | PART NUMBER | QTY | PART NAME | | | | | | SEE PAGE |
|------|-------------|-----|-----------------------------|---|---|---|---|-------------------|----------|
| | | | 1 | 2 | 3 | 4 | 5 | 6 (PRODUCT LEVEL) | |
| Y | 209-9930 | 1 | BOOM GP | | | | | | 393 |
| Y | 210-7088 | 1 | CYLINDER GP-BACKHOE BUCKET | | | | | | 262 |
| Y | 210-7076 | 1 | CYLINDER GP-BOOM | | | | | | 264 |
| Y | 210-7082 | 1 | CYLINDER GP-STICK | | | | | | 277 |
| Y | 225-8017 | 1 | ELECTRONICS GP-MACHINE | | | | | | 79 |
| Y | 211-7601 | 1 | LINES GP-BOOM | | | | | | 301 |
| Y | 246-9321 | 1 | LINES GP-BUCKET | | | | | | 303 |
| Y | 211-7602 | 1 | LINES GP-STICK | | | | | | 337 |
| Y | 213-6692 | 1 | LINKAGE GP-BACKHOE BUCKET | | | | | | 397 |
| Y | 246-9309 | 1 | MOUNTING GP-LINES (BACKHOE) | | | | | | 354 |
| Y | 271-8667 | 1 | STICK GP-HOE | | | | | | 423 |

Y-SEPARATE ILLUSTRATION

<END>

214-3755 BACKHOE AR-STANDARD STICK (CHG -00 THRU -04)

S/N: HLS1-UP
AN ATTACHMENT

SMCS-6502, 6504

i02409082

| NOTE | PART NUMBER | QTY | PART NAME | | | | | | SEE PAGE |
|------|-------------|-----|--|---|---|---|---|-------------------|----------|
| | | | 1 | 2 | 3 | 4 | 5 | 6 (PRODUCT LEVEL) | |
| Y | 209-9930 | 1 | BOOM GP | | | | | | 393 |
| Y | 210-7087 | 1 | CYLINDER GP-BACKHOE BUCKET | | | | | | 260 |
| Y | 210-7081 | 1 | CYLINDER GP-STICK | | | | | | 275 |
| Y | 246-8042 | 1 | INSTALLATION GP-GRADE CONTROL | | | | | | 87 |
| Y | 211-7601 | 1 | LINES GP-BOOM | | | | | | 301 |
| Y | 246-9321 | 1 | LINES GP-BUCKET | | | | | | 303 |
| Y | 211-7602 | 1 | LINES GP-STICK | | | | | | 337 |
| Y | 213-6692 | 1 | LINKAGE GP-BACKHOE BUCKET | | | | | | 397 |
| Y | 246-9309 | 1 | MOUNTING GP-LINES (BACKHOE) | | | | | | 354 |
| Y | 227-7373 | 1 | ELECTRONICS GP-MACHINE | | | | | | 79 |
| Y | 268-9049 | 1 | CYLINDER GP-BOOM | | | | | | 265 |
| Y | 271-8667 | 1 | STICK GP-HOE | | | | | | 423 |
| | 213-6069 | 1 | HARNES AS-SENSOR | | | | | | |
| | 102-8805 | 1 | KIT-RECEPTACLE (6-PIN) (INCLUDES RECEPTACLE AS & WEDGE) | | | | | | |
| E | 5P-0743 | | HOSE (247-CM) | | | | | | |
| E | 5P-1420 | | HOSE (368-CM) | | | | | | |
| E | 119-3662 | | TUBE-HEAT SHRINK (10.85-MM DIA) (13-CM) | | | | | | |
| | 155-2271 | 4 | KIT-CONNECTING PLUG (4-PIN) (EACH PLUG KIT INCLUDES RECEPTACLE AS, WEDGE & INTERFACE SEAL) | | | | | | |

E-ORDER BY THE CENTIMETER
Y-SEPARATE ILLUSTRATION

<END>

MACHINE ARRANGEMENT

213-9287 CHASSIS AR (CHG -02 THRU -09)

S/N: HLS1-UP

PART OF 213-9273 COMMON AR

SMCS-7000

i02364638

| NOTE | PART NUMBER | QTY | PART NAME | | | | | | SEE PAGE |
|------|-------------|-----|------------------------------------|---|---|---|---|-------------------|----------|
| | | | 1 | 2 | 3 | 4 | 5 | 6 (PRODUCT LEVEL) | |
| Y | 211-4285 | 1 | BATTERY & WIRING GP (STANDARD) | | | | | | 74 |
| Y | 253-0784 | 1 | BOX GP-BATTERY | | | | | | 227 |
| Y | 250-7915 | 1 | FILM GP | | | | | | 644 |
| Y | 214-2000 | 1 | FRAME GP-LOADER (SINGLE TILT) | | | | | | 238 |
| Y | 251-4519 | 1 | FRAME GP-SWING | | | | | | 239 |
| Y | 211-3546 | 1 | HOOD & GUARD GP | | | | | | 243 |
| Y | 206-1641 | 1 | LOCK GP-TRANSPORT (STABILIZER) | | | | | | 402 |
| Y | 211-5182 | 1 | LOCK GP-TRANSPORT (BOOM) | | | | | | 403 |
| Y | 248-5711 | 1 | PLATE & FILM GP | | | | | | 645 |
| Y | 266-5834 | 1 | STABILIZER GP-BACKHOE | | | | | | 418 |
| Y | 245-6098 | 1 | TANK & MTG GP-FUEL (INCLUDES STEP) | | | | | | 70 |
| Y | 211-4251 | 1 | WIRING GP-REAR (BACKUP ALARM) | | | | | | 132 |

Y-SEPARATE ILLUSTRATION

<END>

213-9273 COMMON AR (CHG -01 THRU -06)

S/N: HLS1-UP

SMCS-7000

i02363589

| NOTE | PART NUMBER | QTY | PART NAME | | | | | | SEE PAGE |
|------|-------------|-----|------------------|---|---|---|---|-------------------|----------|
| | | | 1 | 2 | 3 | 4 | 5 | 6 (PRODUCT LEVEL) | |
| Y | 213-9287 | 1 | CHASSIS AR | | | | | | 4 |
| Y | 214-2202 | 1 | COOLING AR | | | | | | 43 |
| Y | 214-6902 | 1 | ENGINE AR | | | | | | 5 |
| Y | 268-6455 | 1 | HYDRAULIC AR | | | | | | 288 |
| Y | 213-9300 | 1 | LOADER AR | | | | | | 401 |
| Y | 211-4248 | 1 | WIRING GP-ENGINE | | | | | | 119 |

Y-SEPARATE ILLUSTRATION

<END>

276-7465 COMMON AR (CHG -00, -01)

S/N: THP1-UP

SMCS-7000

i02466499

| NOTE | PART NUMBER | QTY | PART NAME | | | | | | SEE PAGE |
|------|-------------|-----|--|---|---|---|---|-------------------|----------|
| | | | 1 | 2 | 3 | 4 | 5 | 6 (PRODUCT LEVEL) | |
| | | | NO BREAKDOWN OF SERVICEABLE PARTS AVAILABLE AT TIME OF PUBLICATION | | | | | | |

<END>

ENGINE ARRANGEMENT

214-6902 ENGINE AR (CHG -00 THRU -06)

S/N: HLS1-UP

PART OF 213-9273 COMMON AR

SMCS - 1000

i02485107

| NOTE | PART NUMBER | QTY | PART NAME | | | | | | SEE PAGE |
|-------------------------|-----------------|-----|--|---|---|---|---|-------------------|----------|
| | | | 1 | 2 | 3 | 4 | 5 | 6 (PRODUCT LEVEL) | |
| Y | 224-9473 | 1 | AIR CLEANER GP | | | | | | 55 |
| Y | 206-1640 | 1 | CONTROL GP-GOVERNOR | | | | | | 61 |
| Y | 273-3610 | 1 | ENGINE AR | | | | | | 6 |
| Y | 222-7091 | 1 | GAUGE GP-OIL LEVEL & FILLER (WITH FILTER) | | | | | | 37 |
| Y | 247-5361 | 1 | LINES GP-FUEL | | | | | | 62 |
| Y | 214-0973 | 1 | MOUNTING GP-ENGINE & TMSN | | | | | | 25 |
| Y | 223-4960 | 1 | MUFFLER GP | | | | | | 58 |
| Y | 253-0352 | 1 | PUMP GP-FUEL PRM & PRIM FILTER (WITH MOUNTING) | | | | | | 69 |
| | 210-6807 | 1 | EXTENSION GP-EXHAUST | | | | | | |
| | 7E-3870 | 1 | CLAMP | | | | | | |
| | 239-2270 | 1 | PIPE-EXTENSION | | | | | | |
| | 178-8465 | 1 | HARNESS AS-FUEL TANK (FUEL SHUTOFF) | | | | | | |
| | 102-8802 | 1 | KIT-RECEPTACLE (2-PIN) (INCLUDES RECEPTACLE AS & WEDGE) | | | | | | |
| | 176-1477 | 1 | PLUG AS | | | | | | |
| | 176-1522 | 2 | SEAL | | | | | | |
| Y-SEPARATE ILLUSTRATION | | | | | | | | | |

ENGINE ARRANGEMENT

273-3610 ENGINE AR-PRIMARY (CHG -00, -01)

S/N: CRS1-UP

68 BRAKE KW (91 BHP) AT 2200 RPM

PART OF 214-6902 ENGINE AR

SMCS-1000

i02456199

| NOTE | PART NUMBER | QTY | PART NAME | | | | | | SEE PAGE |
|-------------------------|-----------------|-----|---|---|---|---|---|-------------------|----------|
| | | | 1 | 2 | 3 | 4 | 5 | 6 (PRODUCT LEVEL) | |
| Y | 252-6256 | 1 | ALTERNATOR GP-CHARGING (120-AMPERE, WITH MOUNTING) | | | | | | 73 |
| Y | 232-7528 | 1 | CAMSHAFT GP | | | | | | 7 |
| Y | 231-0033 | 1 | CONNECTION GP-WATER | | | | | | 39 |
| Y | 238-2799 | 1 | COOLER GP-FLTR BASE & ENG OIL | | | | | | 41 |
| Y | 231-0149 | 1 | COVER GP-CYLINDER HEAD | | | | | | 8 |
| Y | 246-2582 | 1 | COVER GP-VALVE MECHANISM | | | | | | 9 |
| Y | 232-7439 | 1 | CRANKSHAFT GP | | | | | | 11 |
| Y | 232-7606 | 1 | CYLINDER BLOCK GP | | | | | | 15 |
| Y | 232-7524 | 1 | CYLINDER HEAD GP | | | | | | 17 |
| Y | 251-2432 | 1 | DRIVE GP-FAN | | | | | | 18 |
| Y | 230-7300 | 1 | FLYWHEEL GP | | | | | | 19 |
| Y | 232-6661 | 1 | GLOW PLUG GP | | | | | | 81 |
| Y | 236-8238 | 1 | HOUSING GP-FLYWHEEL | | | | | | 20 |
| Y | 232-3670 | 1 | HOUSING GP-FRONT | | | | | | 21 |
| Y | 233-7432 | 1 | LIFTING GP-ENGINE | | | | | | 23 |
| Y | 247-4885 | 1 | LINES GP-FUEL FILTER | | | | | | 64 |
| Y | 237-3658 | 1 | MOUNTING GP-ENGINE | | | | | | 24 |
| Y | 237-0025 | 1 | PAN GP-OIL | | | | | | 26 |
| Y | 232-7442 | 1 | PISTON & ROD GP | | | | | | 28 |
| Y | 225-4317 | 1 | PLUG GP-ENGINE (FRONT HOUSING, CYLINDER HEAD) | | | | | | 30 |
| Y | 230-7569 | 1 | PLUG GP-ENGINE (OIL FILL) | | | | | | 31 |
| Y | 232-6204 | 1 | PLUG GP-ENGINE (CYLINDER HEAD) | | | | | | 32 |
| Y | 230-7353 | 1 | PULLEY GP-CRANKSHAFT | | | | | | 33 |
| Y | 230-7578 | 1 | PUMP GP-ENGINE OIL | | | | | | 38 |
| Y | 277-5188 | 1 | PUMP GP-FUEL INJECTION | | | | | | 65 |
| Y | 230-7355 | 1 | PUMP GP-WATER | | | | | | 50 |
| Y | 237-0024 | 1 | STARTING MOTOR GP-ELECTRIC | | | | | | 105 |
| Y | 237-4896 | 1 | SWITCH GP-PRESSURE (ENGINE OIL) | | | | | | 108 |
| Y | 285-0438 | 1 | TURBOCHARGER GP | | | | | | 59 |
| Y | 232-7526 | 1 | VALVE MECHANISM GP | | | | | | 34 |
| | 268-0867 | 1 | CYLINDER BLOCK GP-SHORT | | | | | | |
| | | | AVAILABLE REPAIR KIT(S): | | | | | | |
| | 272-2232 | 1 | KIT-GASKET (BOTTOM) | | | | | | |
| | 277-5156 | 1 | KIT-GASKET (TOP) | | | | | | |
| Y-SEPARATE ILLUSTRATION | | | | | | | | | |

BASIC ENGINE

232-7528 CAMSHAFT GP (CHG -00)

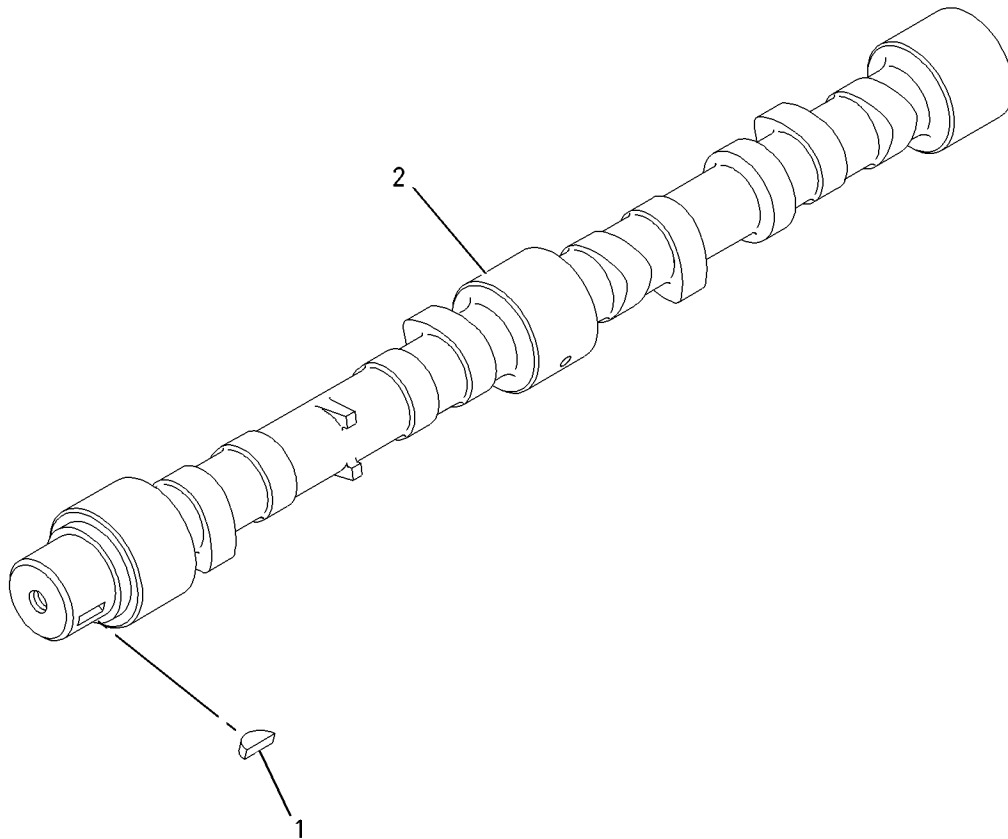
S/N: CRS1-UP

PART OF 273-3610 ENGINE AR

SMCS-1210, 1211, 1212

i01863441

| NOTE | REF NO | GRAPHIC REF | PART NUMBER | QTY | PART NAME | | | | | | SEE PAGE |
|------|--------|-------------|-------------|-----|--------------|---|---|---|---|-------------------|----------|
| | | | | | 1 | 2 | 3 | 4 | 5 | 6 (PRODUCT LEVEL) | |
| | 1 | 1 | 1B-8736 | 1 | KEY-WOODRUFF | | | | | | |
| | 2 | 1 | 225-5967 | 1 | CAMSHAFT | | | | | | |



GRAPHIC #1

<END>

g00911297

BASIC ENGINE

231-0149 COVER GP-CYLINDER HEAD (CHG -00)

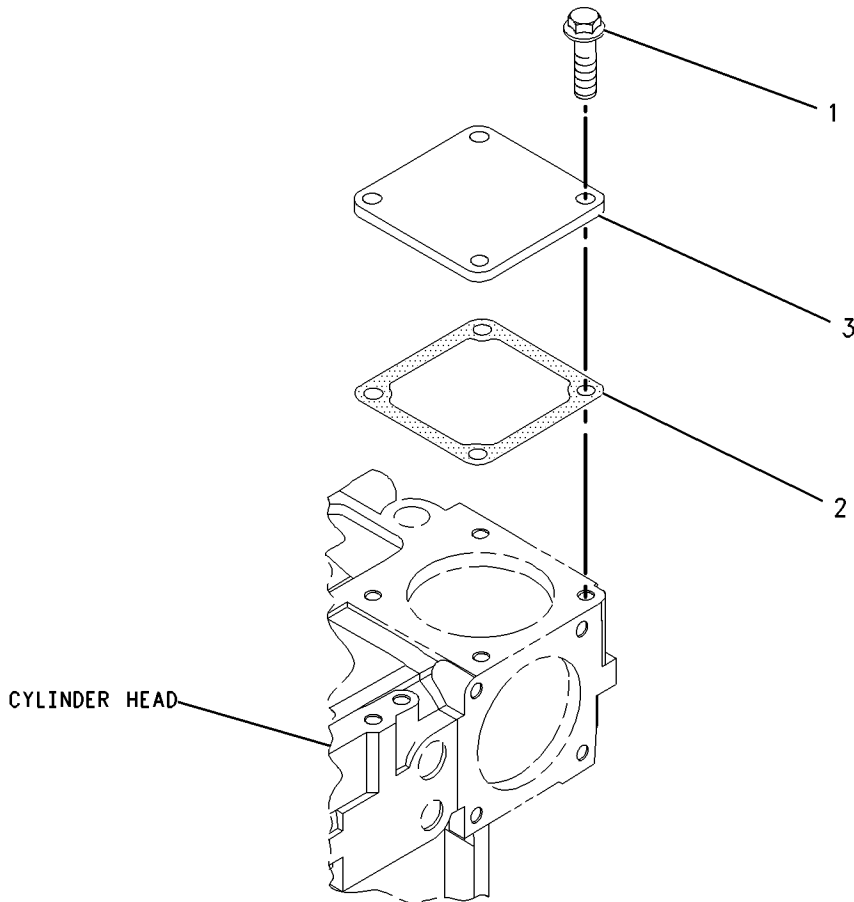
S/N: CRS1-UP

PART OF 273-3610 ENGINE AR

SMCS-1100

i02358991

| NOTE | REF NO | GRAPHIC REF | PART NUMBER | QTY | PART NAME | | | | | | SEE PAGE |
|------|--------|-------------|-----------------|-----|----------------------|---|---|---|---|-------------------|----------|
| | | | | | 1 | 2 | 3 | 4 | 5 | 6 (PRODUCT LEVEL) | |
| | 1 | 1 | 6I-0572 | 12 | BOLT (M8X1.25X20-MM) | | | | | | |
| | 2 | 1 | 114-2579 | 3 | GASKET | | | | | | |
| | 3 | 1 | 115-1162 | 3 | PLATE | | | | | | |



GRAPHIC #1

<END>

g00986217

BASIC ENGINE

246-2582 COVER GP-VALVE MECHANISM (CHG -00, -01)

S/N: CRS1-UP

PART OF 273-3610 ENGINE AR

SMCS-1107, 1120

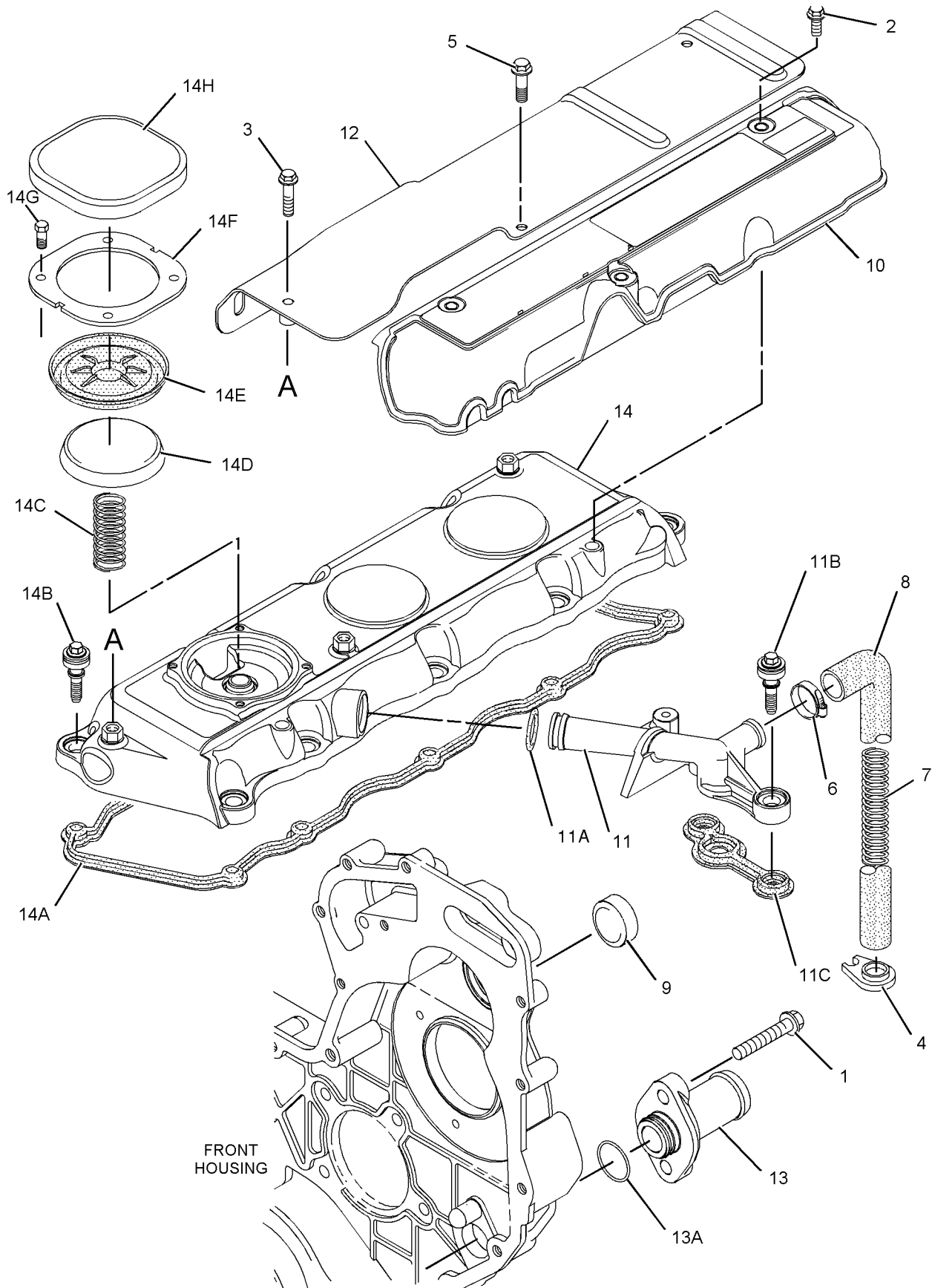
i02485604

| NOTE | REF NO | GRAPHIC REF | PART NUMBER | QTY | PART NAME | | | | | | SEE PAGE |
|------|--------|-------------|-----------------|-----|--|---|---|---|---|-------------------|----------|
| | | | | | 1 | 2 | 3 | 4 | 5 | 6 (PRODUCT LEVEL) | |
| | 1 | 1 | 6I-0260 | 2 | BOLT (M8X1.25X25-MM) | | | | | | |
| | 2 | 1 | 6I-0846 | 3 | BOLT (M6X1X14-MM) | | | | | | |
| | 3 | 1 | 6I-0917 | 1 | BOLT (M6X1X25-MM) | | | | | | |
| | 4 | 1 | 7C-1281 | 1 | BRACKET | | | | | | |
| | 5 | 1 | 100-4841 | 2 | BOLT (M6X1X10-MM) | | | | | | |
| | 6 | 1 | 5D-1026 | 1 | CLAMP-HOSE | | | | | | |
| | 7 | 1 | 162-1565 | 1 | SPRING (CRANKCASE BREATHER HOSE) | | | | | | |
| | 8 | 1 | 198-8645 | 1 | HOSE (CRANKCASE BREATHER) | | | | | | |
| | 9 | 1 | 225-6522 | 1 | PLUG-CUP | | | | | | |
| | 10 | 1 | 230-9127 | 1 | COVER | | | | | | |
| | 11 | 1 | 230-9144 | 1 | CONNECTOR | | | | | | |
| | 11A | 1 | 150-7732 | 1 | SEAL-O-RING | | | | | | |
| | 11B | 1 | 225-6455 | 2 | BOLT | | | | | | |
| | 11C | 1 | 225-6517 | 1 | GASKET | | | | | | |
| | 12 | 1 | 237-0769 | 1 | SHIELD-HEAT | | | | | | |
| | 13 | 1 | 246-1163 | 1 | FILLER AS-OIL | | | | | | |
| | 13A | 1 | 229-4896 | 1 | SEAL-O-RING | | | | | | |
| | 14 | 1 | 247-7798 | 1 | COVER AS | | | | | | |
| | 14A | 1 | 225-6451 | 1 | GASKET (VALVE COVER) | | | | | | |
| | 14B | 1 | 225-6455 | 10 | BOLT (ISOLATOR) | | | | | | |
| | 14C | 1 | 225-6456 | 1 | SPRING (BREATHER VALVE) | | | | | | |
| | 14D | 1 | 225-6461 | 1 | CAP (BREATHER VALVE) | | | | | | |
| | 14E | 1 | 225-6464 | 1 | DIAPHRAGM (CRANKCASE PRESSURE CONTACTOR) | | | | | | |
| | 14F | 1 | 225-6477 | 1 | PLATE | | | | | | |
| | 14G | 1 | 225-6478 | 4 | SCREW-MACHINE | | | | | | |
| | 14H | 1 | 225-6479 | 1 | CAP (BREATHER VALVE) | | | | | | |

BASIC ENGINE

246-2582 COVER GP-VALVE MECHANISM (contd.)

i02485604



GRAPHIC #1

<END>

g01049443

BASIC ENGINE

232-7439 CRANKSHAFT GP (CHG -00, 232-7400-01)

S/N: CRS1-UP

PART OF 273-3610 ENGINE AR

SMCS-1202, 1203, 1204, 1230, 1231, 1232

i02354781

| NOTE | REF NO | GRAPHIC REF | PART NUMBER | QTY | PART NAME | | | | | | SEE PAGE |
|------|--------|-------------|-----------------|-----|-------------------------------------|---|---|---|---|-------------------|----------|
| | | | | | 1 | 2 | 3 | 4 | 5 | 6 (PRODUCT LEVEL) | |
| | 1 | 1 | 1B-8736 | 1 | KEY-WOODRUFF | | | | | | |
| | 2 | 1 | 216-8314 | 1 | GEAR-CRANKSHAFT (34-TEETH) | | | | | | |
| | 3 | 1 | 232-7400 | 1 | CRANKSHAFT GP | | | | | | |
| | 4 | 1 | 225-7772 | 1 | BEARING SET-MAIN (STANDARD) | | | | | | |
| AB | | 1 | 233-3784 | | KIT-CRANKSHAFT BEARING (0.25-MM OS) | | | | | | |
| AB | | 1 | 233-3785 | | KIT-CRANKSHAFT BEARING (0.5-MM OS) | | | | | | |
| AB | | 1 | 233-3786 | | KIT-CRANKSHAFT BEARING (0.76-MM OS) | | | | | | |
| | 5 | 1 | 225-7781 | 1 | BEARING SET-ROD (STANDARD) | | | | | | |
| AB | | 1 | 233-3788 | | KIT-ROD BEARING (0.25-MM OS) | | | | | | |
| AB | | 1 | 233-3789 | | KIT-ROD BEARING (0.51-MM OS) | | | | | | |
| AB | | 1 | 233-3790 | | KIT-ROD BEARING (0.76-MM OS) | | | | | | |
| | 6 | 1 | 032-9090 | 2 | WASHER-THRUST (STANDARD-UPPER) | | | | | | |
| AB | | 1 | 067-6873 | | WASHER-THRUST (0.18-MM OS) (UPPER) | | | | | | |
| | 7 | 1 | 032-9091 | 2 | WASHER-THRUST (STANDARD-LOWER) | | | | | | |
| AB | | 1 | 067-6874 | | WASHER-THRUST (0.18-MM OS) (LOWER) | | | | | | |

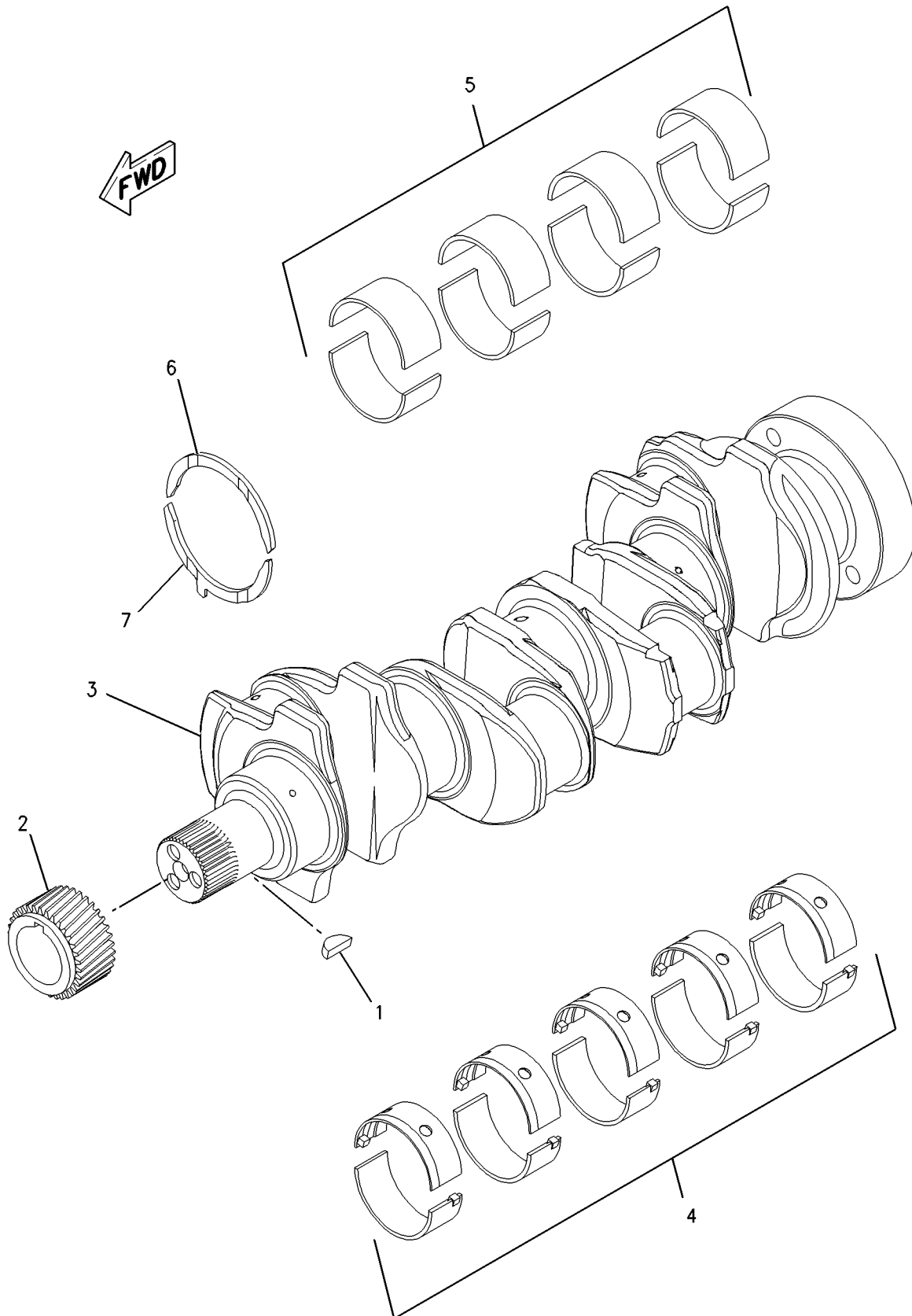
A - NOT PART OF THIS GROUP

B - USE AS REQUIRED

BASIC ENGINE

232-7439 CRANKSHAFT GP (contd.)

i02354781



GRAPHIC #1

<END>

g00950782

BASIC ENGINE

232-7604 CYLINDER BLOCK GP (CHG -00)

S/N: CRS1-UP

PART OF 232-7606 CYLINDER BLOCK GP

SMCS-1201

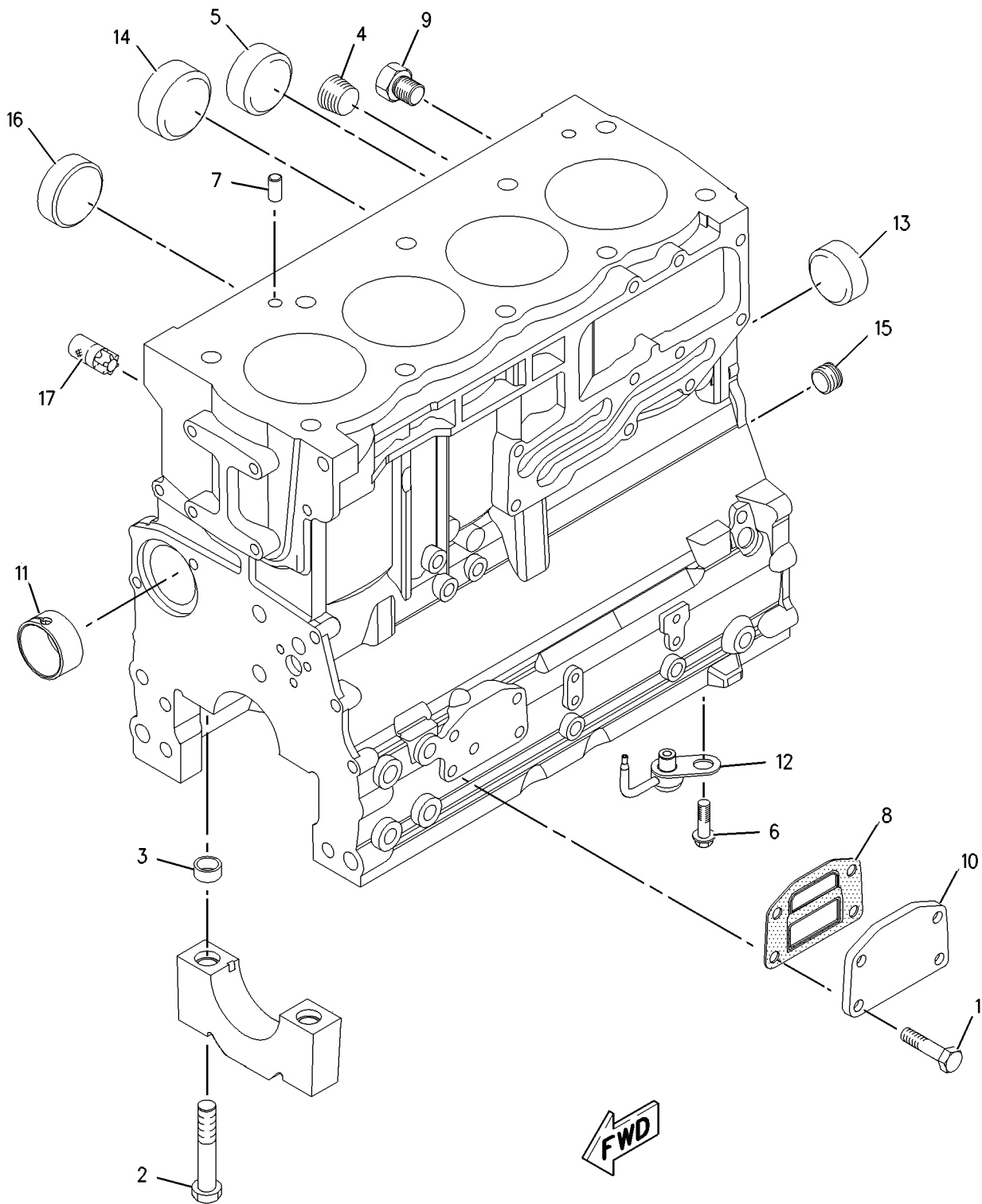
i02014648

| NOTE | REF NO | GRAPHIC REF | PART NUMBER | QTY | PART NAME | | | | | | SEE PAGE |
|------|--------|-------------|-----------------|-----|-----------------------|---|---|---|---|-------------------|----------|
| | | | | | 1 | 2 | 3 | 4 | 5 | 6 (PRODUCT LEVEL) | |
| | 1 | 1 | 6I-0572 | 4 | BOLT (M8X1.25X20-MM) | | | | | | |
| | 2 | 1 | 035-8068 | 10 | BOLT (5/8-18X3.75-IN) | | | | | | |
| | 3 | 1 | 067-6002 | 10 | DOWEL | | | | | | |
| | 4 | 1 | 067-6006 | 1 | PLUG | | | | | | |
| | 5 | 1 | 067-6043 | 1 | PLUG-SIDE | | | | | | |
| | 6 | 1 | 100-4841 | 4 | BOLT (M6X1X10-MM) | | | | | | |
| | 7 | 1 | 185-0884 | 2 | DOWEL | | | | | | |
| | 8 | 1 | 225-7944 | 1 | GASKET | | | | | | |
| | 9 | 1 | 225-8858 | 2 | PLUG | | | | | | |
| | 10 | 1 | 232-3751 | 1 | PLATE | | | | | | |
| | 11 | 1 | 232-7440 | 1 | BEARING | | | | | | |
| | 12 | 1 | 232-7454 | 4 | JET AS-PISTON COOLING | | | | | | |
| | 13 | 1 | 232-7596 | 1 | PLUG | | | | | | |
| | 14 | 1 | 232-7597 | 2 | PLUG | | | | | | |
| | 15 | 1 | 232-7599 | 1 | PLUG | | | | | | |
| | 16 | 1 | 232-7600 | 1 | PLUG-CUP | | | | | | |
| | 17 | 1 | 232-7603 | 1 | PLUG | | | | | | |

BASIC ENGINE

232-7604 CYLINDER BLOCK GP (contd.)

i02014648



GRAPHIC #1

<END>

g00951214

BASIC ENGINE

232-7606 CYLINDER BLOCK GP (CHG -00)

S/N: CRS1-UP

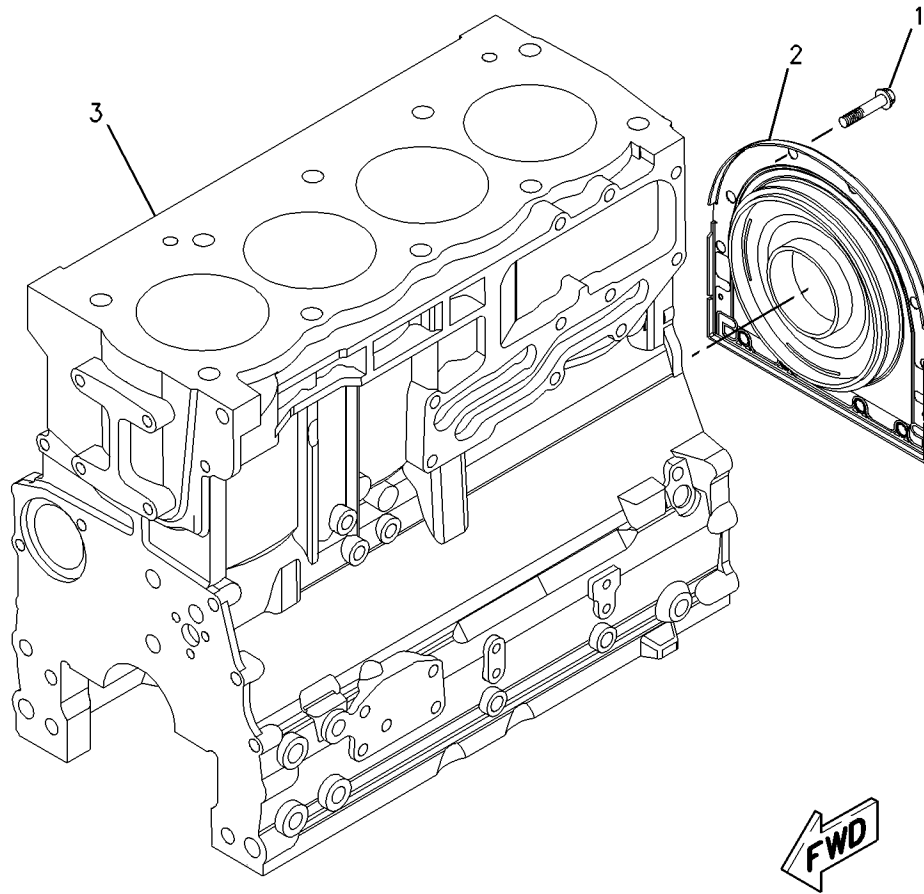
PART OF 273-3610 ENGINE AR

SMCS-1201

i01863465

| NOTE | REF NO | GRAPHIC REF | PART NUMBER | QTY | PART NAME | | | | | | SEE PAGE |
|------|--------|-------------|-------------|-----|----------------------|---|---|---|---|-------------------|----------|
| | | | | | 1 | 2 | 3 | 4 | 5 | 6 (PRODUCT LEVEL) | |
| | 1 | 1 | 209-9219 | 10 | BOLT (M8X1.25X16-MM) | | | | | | |
| | 2 | 1 | 232-7449 | 1 | HOUSING AS | | | | | | |
| Y | 3 | 1 | 232-7604 | 1 | CYLINDER BLOCK GP | | | | | | 13 |

Y-SEPARATE ILLUSTRATION



GRAPHIC #1

<END>

g00952056

BASIC ENGINE

232-7519 CYLINDER HEAD GP (CHG -00, -01)

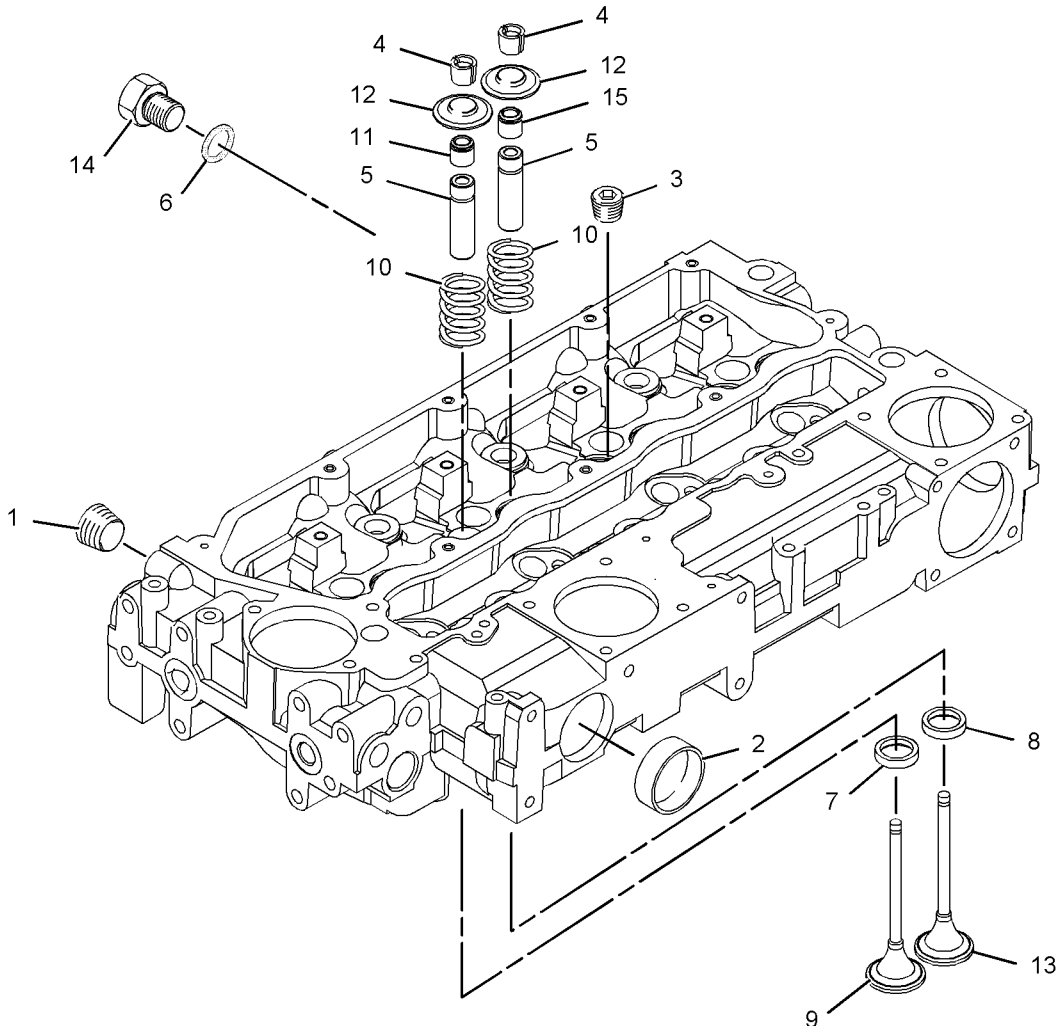
S/N: CRS1-UP

PART OF 232-7524 CYLINDER HEAD GP

SMCS-1100, 1101, 1103, 1104, 1105, 1106, 1108,
1109, 1115, 1117, 1121, 1124, 1125

i02159632

| NOTE | REF NO | GRAPHIC REF | PART NUMBER | QTY | PART NAME | | | | | | SEE PAGE |
|------|--------|-------------|-------------|-----|------------------------|---|---|---|---|-------------------|----------|
| | | | | | 1 | 2 | 3 | 4 | 5 | 6 (PRODUCT LEVEL) | |
| | 1 | 1 | 2B-0858 | 1 | PLUG-PIPE | | | | | | |
| | 2 | 1 | 9Y-5015 | 2 | PLUG-FREEZE | | | | | | |
| | 3 | 1 | 067-6006 | 4 | PLUG | | | | | | |
| | 4 | 1 | 147-1979 | 16 | RETAINER-VALVE SPRING | | | | | | |
| | 5 | 1 | 185-0882 | 8 | GUIDE-VALVE (INTAKE) | | | | | | |
| | 6 | 1 | 199-9751 | 1 | SEAL-O-RING | | | | | | |
| | 7 | 1 | 225-5493 | 4 | INSERT-VALVE (INLET) | | | | | | |
| | 8 | 1 | 225-5494 | 4 | INSERT-VALVE (EXHAUST) | | | | | | |
| | 9 | 1 | 225-5495 | 4 | VALVE-INLET | | | | | | |
| | 10 | 1 | 225-5496 | 8 | SPRING-VALVE | | | | | | |
| | 11 | 1 | 252-6438 | 4 | SEAL-INLET VALVE | | | | | | |
| | 12 | 1 | 225-5498 | 8 | CAP | | | | | | |
| | 13 | 1 | 225-5499 | 4 | VALVE-EXHAUST | | | | | | |
| | 14 | 1 | 232-1322 | 1 | PLUG | | | | | | |
| | 15 | 1 | 254-3954 | 4 | SEAL-EXHAUST VALVE | | | | | | |



GRAPHIC #1

<END>

g01095382

BASIC ENGINE

232-7524 CYLINDER HEAD GP (CHG -00 THRU -02)

S/N: CRS1-UP

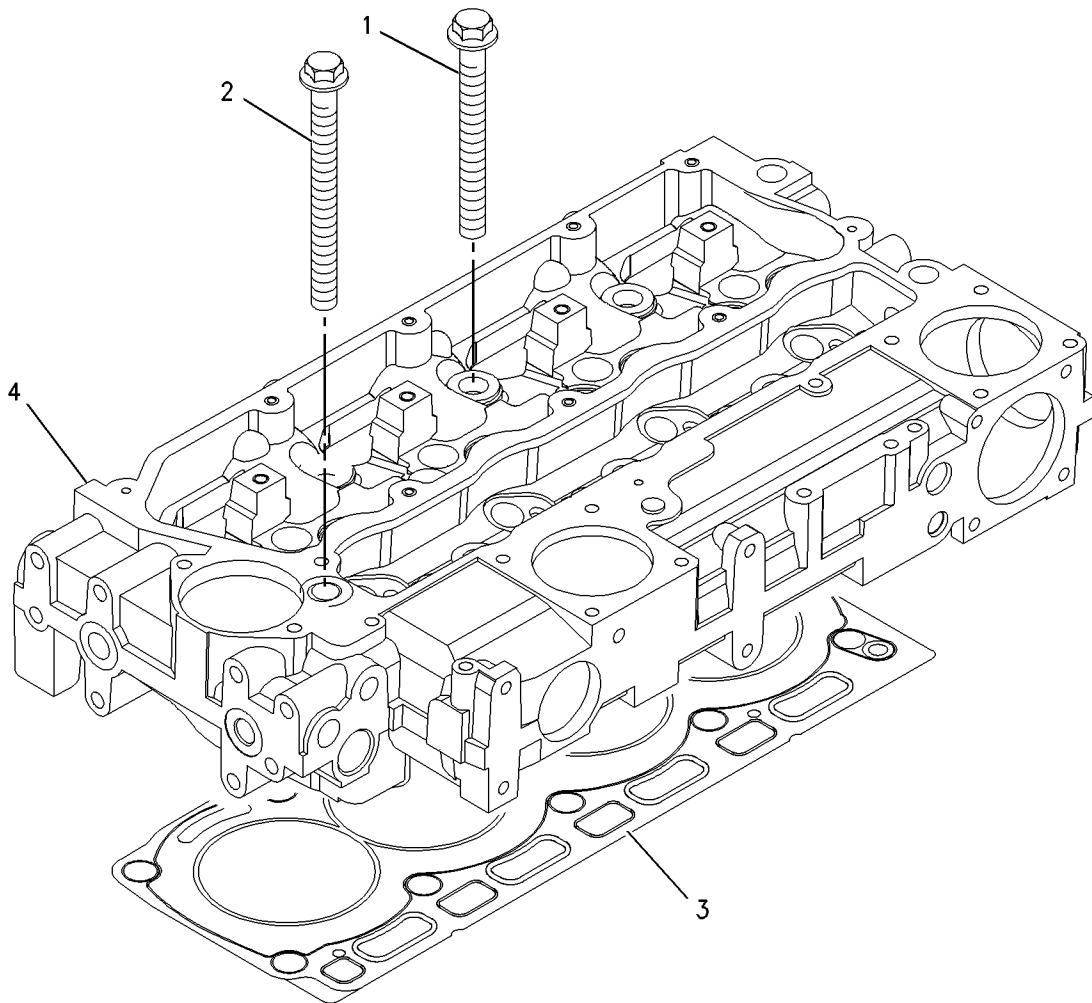
PART OF 273-3610 ENGINE AR

SMCS-1100, 1101, 1103, 1104, 1105, 1106, 1108,
1109, 1115, 1117, 1121, 1124, 1125

i02000189

| NOTE | REF NO | GRAPHIC REF | PART NUMBER | QTY | PART NAME | | | | | | SEE PAGE |
|------|--------|-------------|-------------|-----|----------------------|---|---|---|---|-------------------|----------|
| | | | | | 1 | 2 | 3 | 4 | 5 | 6 (PRODUCT LEVEL) | |
| | 1 | 1 | 225-5501 | 7 | BOLT (M15X1.5X137MM) | | | | | | |
| | 2 | 1 | 225-5502 | 3 | BOLT (M15X1.5X162MM) | | | | | | |
| | 3 | 1 | 240-7194 | 1 | GASKET-HEAD | | | | | | |
| Y | 4 | 1 | 232-7519 | 1 | CYLINDER HEAD GP | | | | | | 16 |

Y-SEPARATE ILLUSTRATION



GRAPHIC #1

<END>

g00909291

BASIC ENGINE

251-2432 DRIVE GP-FAN (CHG -00)

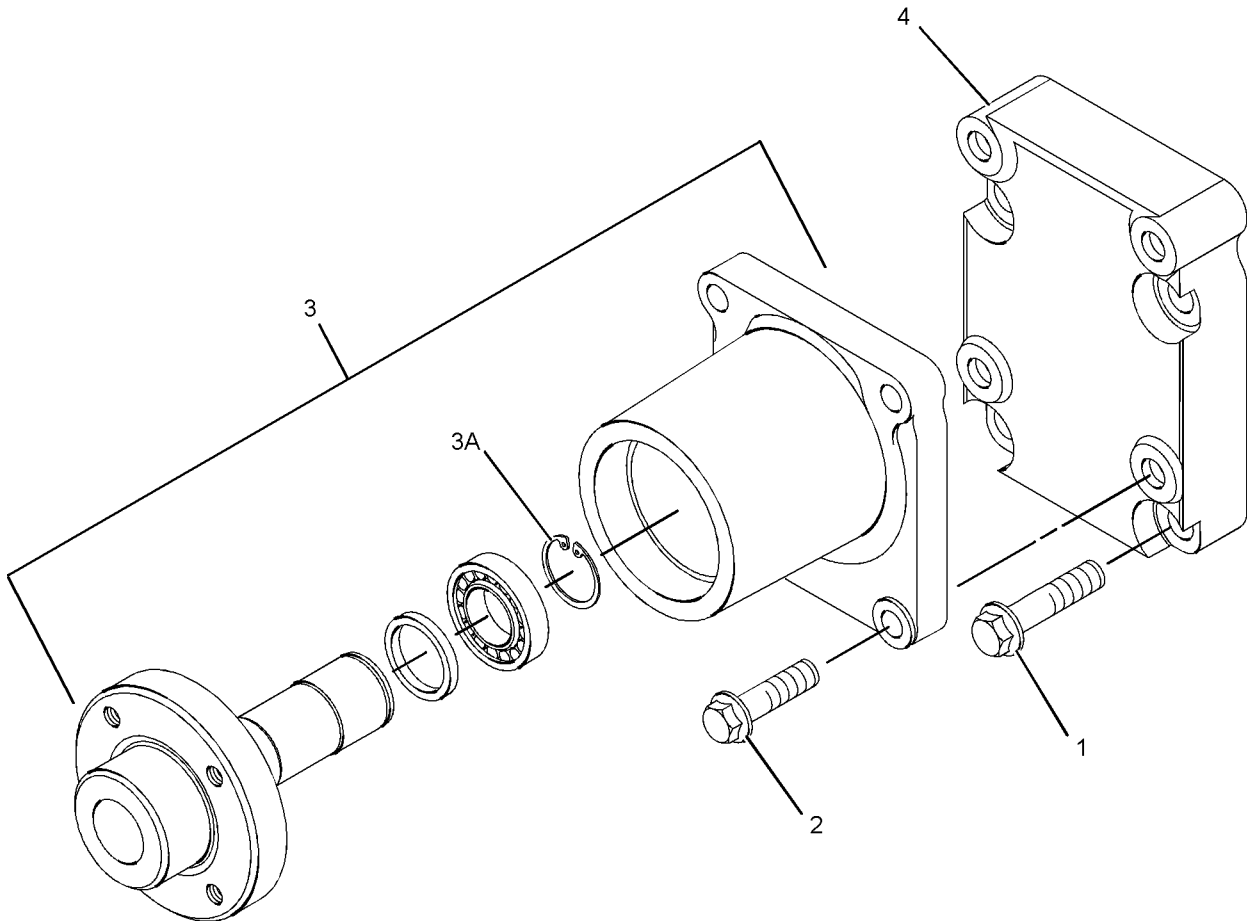
S/N: CRS1-UP

PART OF 273-3610 ENGINE AR

SMCS-1357, 1358, 1359, 1390

i02100116

| NOTE | REF NO | GRAPHIC REF | PART NUMBER | QTY | PART NAME | | | | | | SEE PAGE |
|------|--------|-------------|-------------|-----|----------------------|---|---|---|---|-------------------|----------|
| | | | | | 1 | 2 | 3 | 4 | 5 | 6 (PRODUCT LEVEL) | |
| | 1 | 1 | 111-0859 | 1 | BOLT (M10X1.5X35-MM) | | | | | | |
| | 2 | 1 | 123-2899 | 4 | BOLT (M10X1.5X40-MM) | | | | | | |
| | 3 | 1 | 251-2436 | 1 | HOUSING AS | | | | | | |
| | 3A | 1 | 225-5959 | 1 | CLIP | | | | | | |
| | 4 | 1 | 251-2437 | 1 | PLATE | | | | | | |



GRAPHIC #1

<END>

g01085998

BASIC ENGINE

230-7300 FLYWHEEL GP (CHG -00, -01)

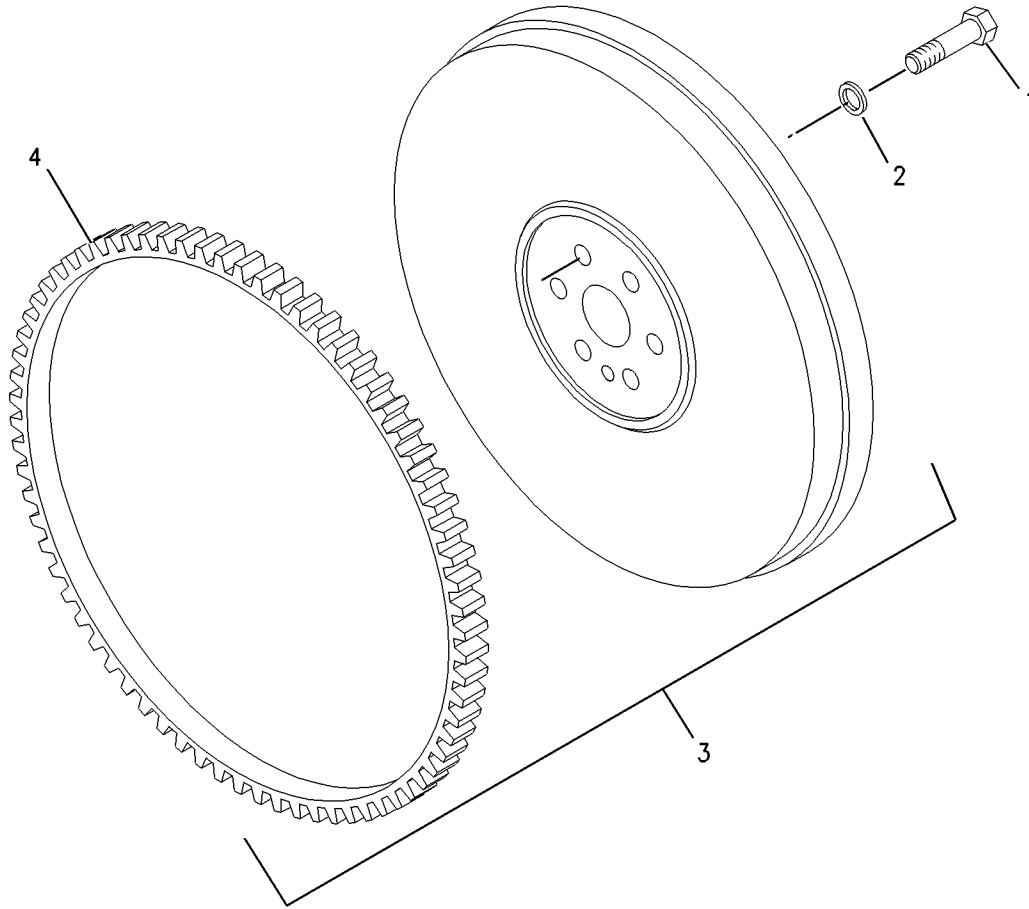
S/N: CRS1-UP

PART OF 273-3610 ENGINE AR

SMCS-1156, 1158

i02004993

| NOTE | REF NO | GRAPHIC REF | PART NUMBER | QTY | PART NAME | | | | | | SEE PAGE |
|------|--------|-------------|-----------------|-----|----------------------------------|---|---|---|---|-------------------|----------|
| | | | | | 1 | 2 | 3 | 4 | 5 | 6 (PRODUCT LEVEL) | |
| | 1 | 1 | 0S-1603 | 6 | BOLT (1/2-20X1.5-IN) | | | | | | |
| | 2 | 1 | 5P-8245 | 6 | WASHER-HARD (13.5X25.5X3-MM THK) | | | | | | |
| | 3 | 1 | 245-9828 | 1 | FLYWHEEL AS | | | | | | |
| | 4 | 1 | 033-7687 | 1 | RING-STARTING MOTOR (126-TEETH) | | | | | | |



GRAPHIC #1

<END>

g00955555

BASIC ENGINE

236-8238 HOUSING GP-FLYWHEEL (CHG -00)

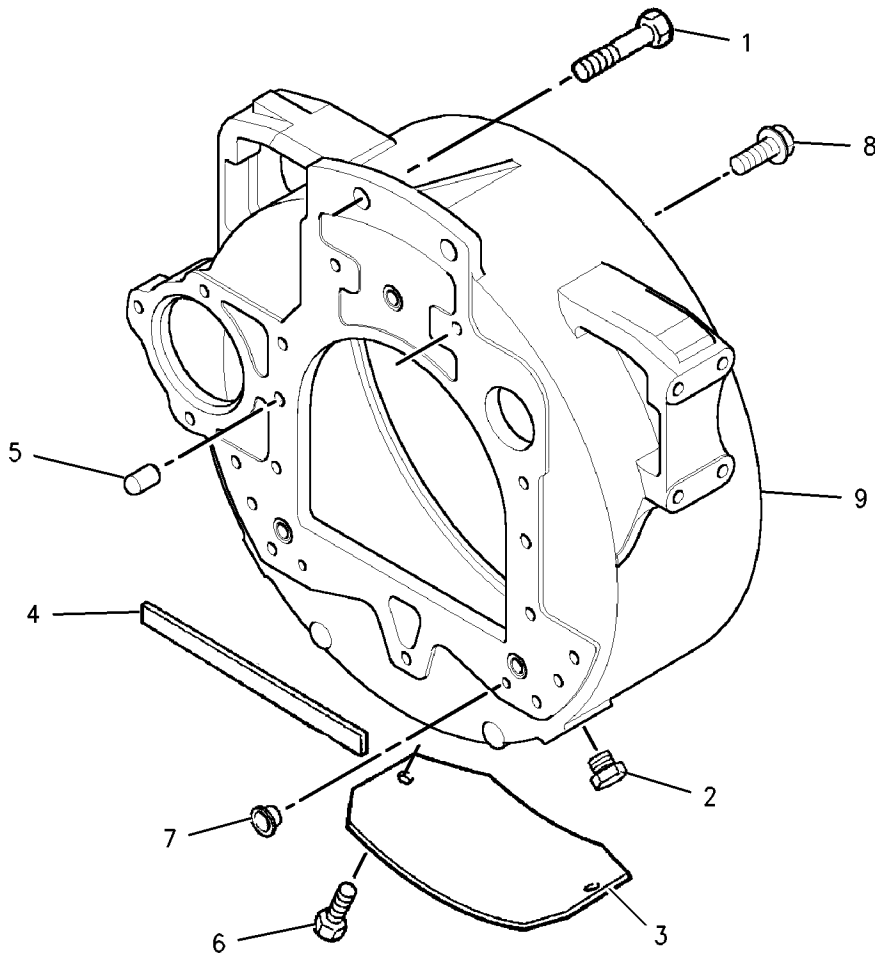
S/N: CRS1-UP

PART OF 273-3610 ENGINE AR

SMCS-1157

i01925943

| NOTE | REF NO | GRAPHIC REF | PART NUMBER | QTY | PART NAME | | | | | | SEE PAGE |
|------|--------|-------------|-------------|-----|----------------------|---|---|---|---|-------------------|----------|
| | | | | | 1 | 2 | 3 | 4 | 5 | 6 (PRODUCT LEVEL) | |
| | 1 | 1 | 6I-0423 | 2 | BOLT (M12X1.75X30MM) | | | | | | |
| | 2 | 1 | 6I-0847 | 1 | PLUG | | | | | | |
| | 3 | 1 | 7W-1176 | 1 | PLATE-COVER | | | | | | |
| | 4 | 1 | 7W-4642 | 1 | SHIELD-DUST | | | | | | |
| | 5 | 1 | 067-6123 | 2 | DOWEL | | | | | | |
| | 6 | 1 | 114-4363 | 2 | BOLT (M8X1.25X12MM) | | | | | | |
| | 7 | 1 | 101-3617 | 3 | PLUG | | | | | | |
| | 8 | 1 | 121-0883 | 6 | BOLT (M10X1.5X30MM) | | | | | | |
| | 9 | 1 | 220-8631 | 1 | HOUSING-FLYWHEEL | | | | | | |



GRAPHIC #1

<END>

g00902549

BASIC ENGINE

232-3670 HOUSING GP-FRONT

(CHG -00 THRU -07, 216-8633-01D1, 232-3657-01)

S/N: CRS1-UP

PART OF 273-3610 ENGINE AR

SMCS-1151, 1162, 1166

i02471797

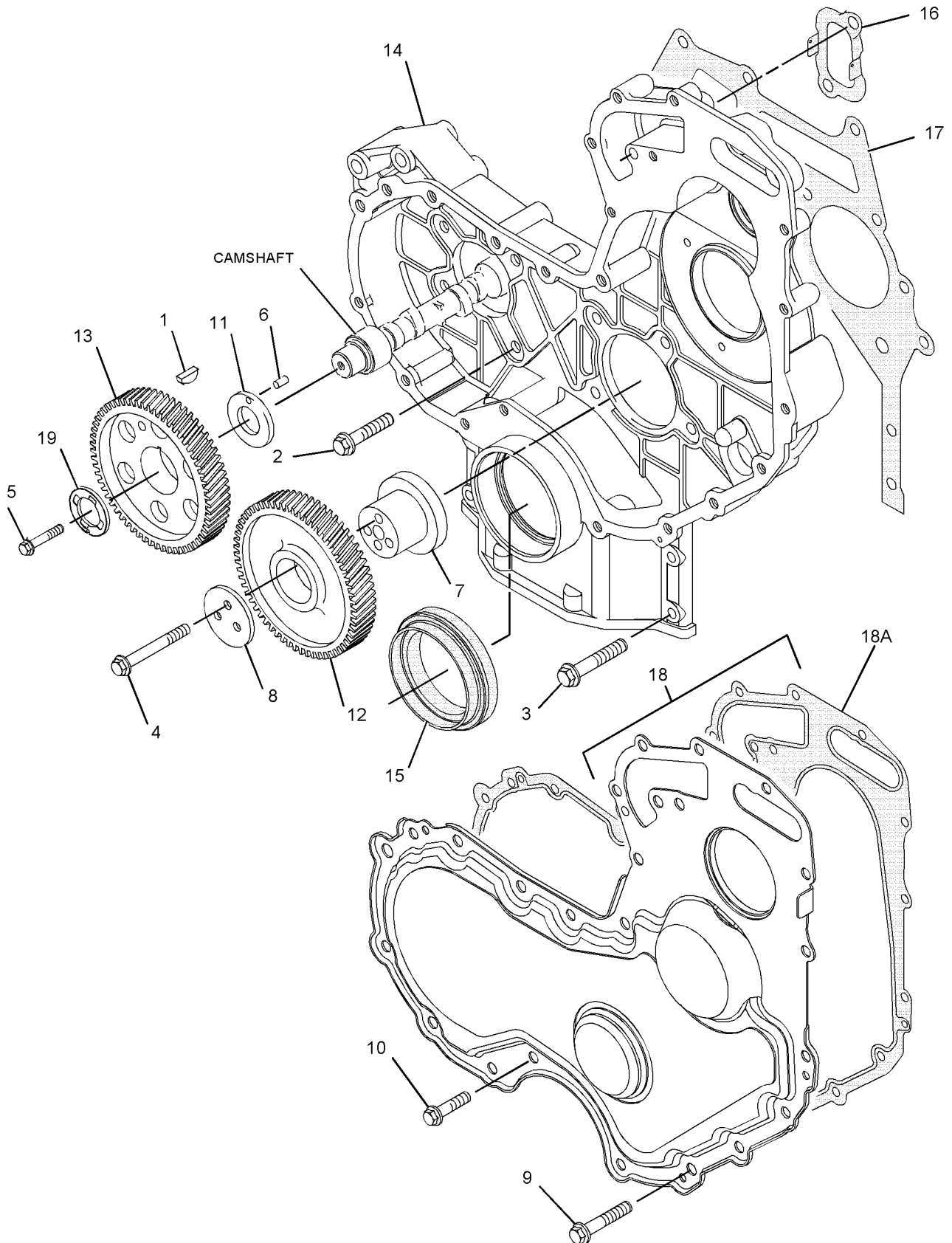
| NOTE | REF NO | GRAPHIC REF | PART NUMBER | QTY | PART NAME | | | | | | SEE PAGE |
|------|--------|-------------|-----------------|-----|--------------------------|---|---|---|---|-------------------|----------|
| | | | | | 1 | 2 | 3 | 4 | 5 | 6 (PRODUCT LEVEL) | |
| | 1 | 1 | 1B-8736 | 1 | KEY-WOODRUFF | | | | | | |
| | 2 | 1 | 6I-0217 | 8 | BOLT (M8X1.25X20-MM) | | | | | | |
| M | 3 | 1 | 6I-0645 | 4 | BOLT (M8X1.25X25-MM) | | | | | | |
| | 4 | 1 | 6I-0650 | 3 | BOLT (M10X1.5X65-MM) | | | | | | |
| | 5 | 1 | 7C-4616 | 1 | BOLT (M12X1.75X45-MM) | | | | | | |
| | 6 | 1 | 067-6179 | 1 | DOWEL | | | | | | |
| | 7 | 1 | 282-9861 | 1 | HUB-IDLER GEAR | | | | | | |
| | 8 | 1 | 255-1209 | 1 | PLATE-RETAINING | | | | | | |
| M | 9 | 1 | 100-3751 | 5 | BOLT (M8X1.25X65-MM) | | | | | | |
| | 10 | 1 | 124-3815 | 10 | BOLT (M8X16X1.25-MM) | | | | | | |
| | 11 | 1 | 232-3666 | 1 | WASHER-THRUST | | | | | | |
| | 12 | 1 | 251-4336 | 1 | GEAR AS-IDLER (73-TEETH) | | | | | | |
| | 13 | 1 | 216-8634 | 1 | GEAR-CAMSHAFT (68-TEETH) | | | | | | |
| | 14 | 1 | 225-8278 | 1 | HOUSING-FRONT | | | | | | |
| | 15 | 1 | 4W-5359 | 1 | SEAL-CRANKSHAFT | | | | | | |
| | 16 | 1 | 225-8281 | 1 | GASKET | | | | | | |
| | 17 | 1 | 225-8282 | 1 | GASKET | | | | | | |
| | 18 | 1 | 232-3657 | 1 | COVER AS-FRONT | | | | | | |
| | 18A | 1 | 225-8287 | 1 | GASKET | | | | | | |
| | 19 | 1 | 133-1011 | 1 | WASHER | | | | | | |

M-METRIC PART

BASIC ENGINE

232-3670 HOUSING GP-FRONT (contd.)

i02471797



GRAPHIC #1

<END>

g01095556

BASIC ENGINE

233-7432 LIFTING GP-ENGINE (CHG -00)

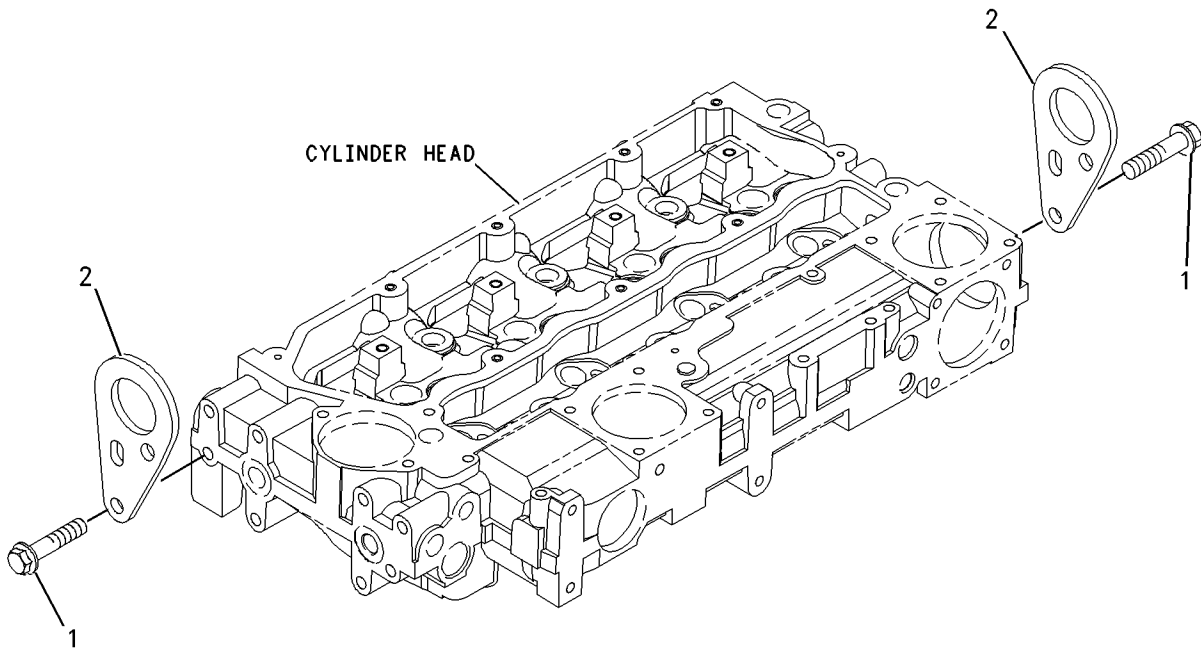
S/N: CRS1-UP

PART OF 273-3610 ENGINE AR

SMCS-1122

i01876830

| NOTE | REF NO | GRAPHIC REF | PART NUMBER | QTY | PART NAME | | | | | | SEE PAGE |
|------|--------|-------------|-------------|-----|---------------------|---|---|---|---|-------------------|----------|
| | | | | | 1 | 2 | 3 | 4 | 5 | 6 (PRODUCT LEVEL) | |
| | 1 | 1 | 100-4830 | 4 | BOLT (M10X1.5X20MM) | | | | | | |
| | 2 | 1 | 225-8848 | 2 | PLATE | | | | | | |



GRAPHIC #1

<END>

g00955299

BASIC ENGINE

237-3658 MOUNTING GP-ENGINE (CHG -00)

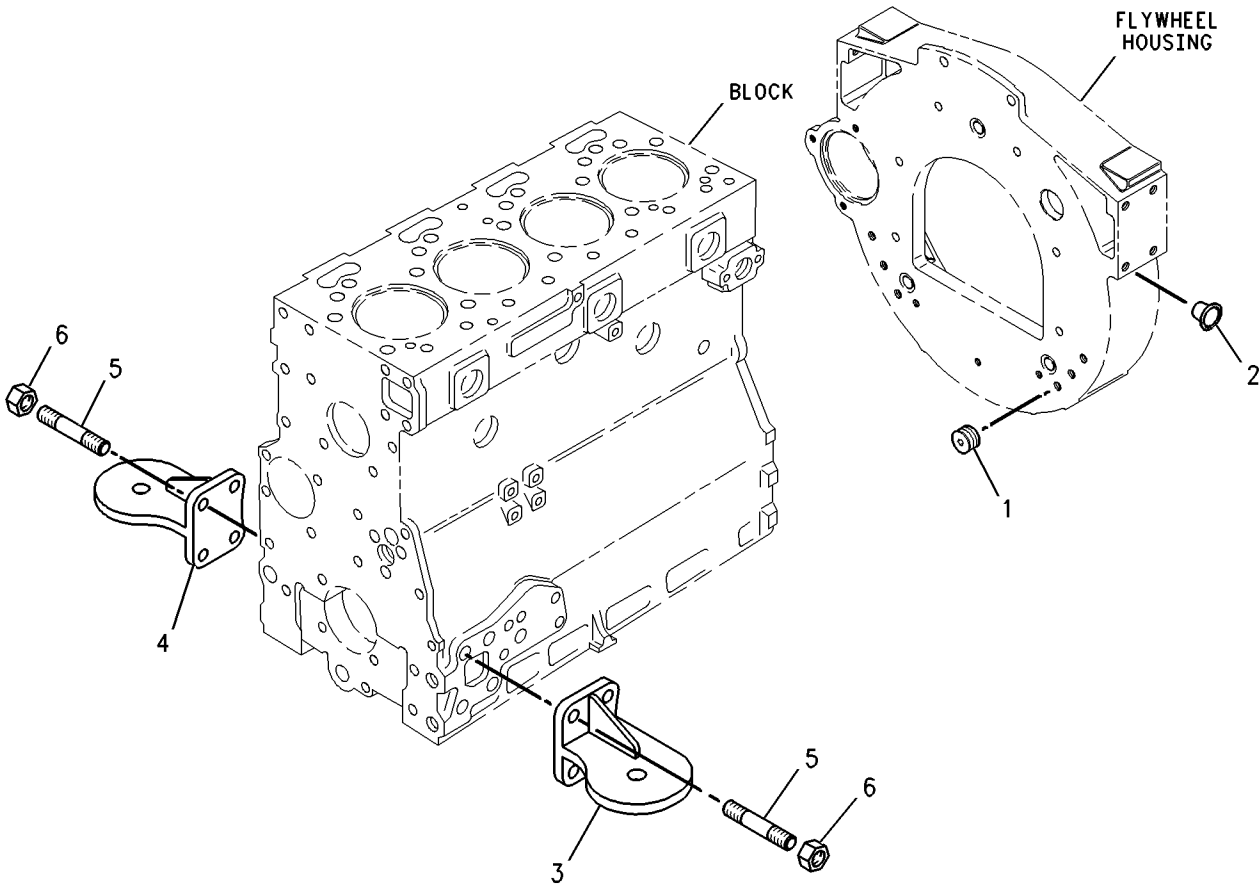
S/N: CRS1-UP

PART OF 273-3610 ENGINE AR

SMCS-1152, 1153, 1154

i01925958

| NOTE | REF NO | GRAPHIC REF | PART NUMBER | QTY | PART NAME | | | | | | SEE PAGE |
|------|--------|-------------|-------------|-----|-----------------|---|---|---|---|-------------------|----------|
| | | | | | 1 | 2 | 3 | 4 | 5 | 6 (PRODUCT LEVEL) | |
| | 1 | 1 | 101-2987 | 6 | PLUG | | | | | | |
| | 2 | 1 | 6H-3616 | 3 | PLUG-PROTECTION | | | | | | |
| | 3 | 1 | 195-2132 | 1 | SUPPORT-FRONT | | | | | | |
| | 4 | 1 | 195-2134 | 1 | SUPPORT-FRONT | | | | | | |
| | 5 | 1 | 195-2136 | 8 | STUD | | | | | | |
| | 6 | 1 | 195-2221 | 8 | NUT | | | | | | |



GRAPHIC #1

<END>

g00738284

BASIC ENGINE

214-0973 MOUNTING GP-ENGINE & TMSN (CHG -02)

S/N: HLS1-UP

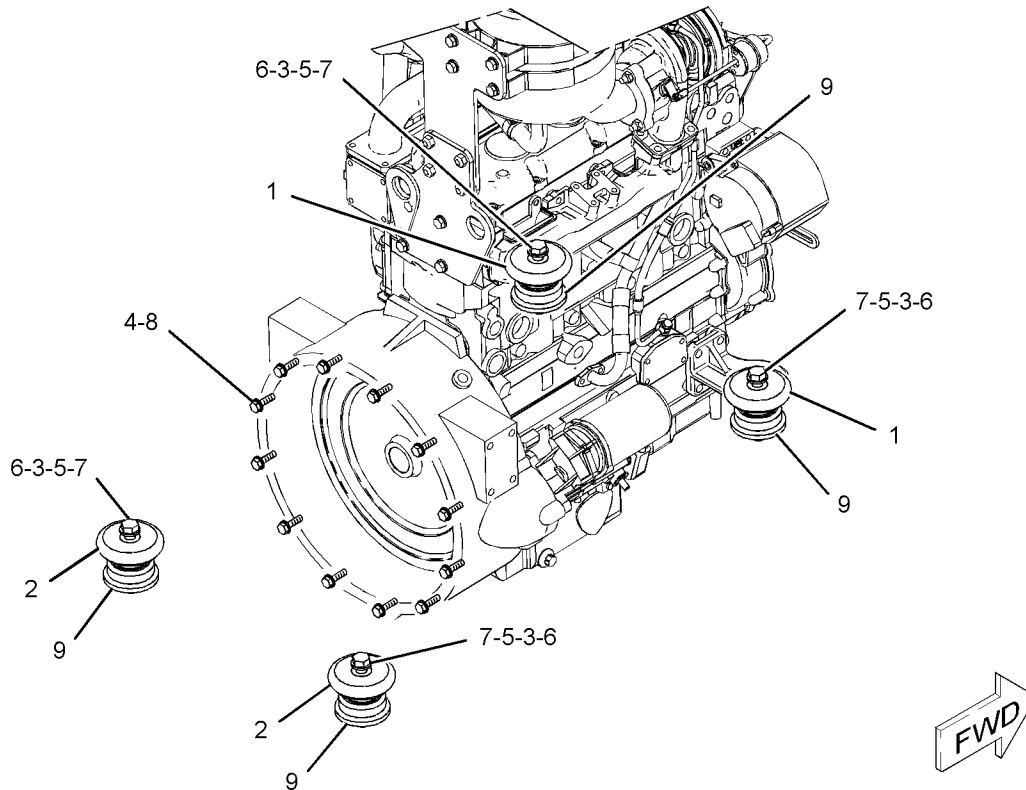
PART OF 214-6902 ENGINE AR

SMCS-1152, 1153, 1154

i02116930

| NOTE | REF NO | GRAPHIC REF | PART NUMBER | QTY | PART NAME | | | | | | SEE PAGE |
|------|--------|-------------|----------------|-----|--------------------------------|---|---|---|---|-------------------|----------|
| | | | | | 1 | 2 | 3 | 4 | 5 | 6 (PRODUCT LEVEL) | |
| | 1 | 1 | 9W-9910 | 2 | MOUNT AS | | | | | | |
| | 2 | 1 | 9W-9915 | 2 | MOUNT AS | | | | | | |
| | 3 | 1 | 9W-9953 | 4 | SLEEVE | | | | | | |
| | 4 | 1 | 8T-4121 | 12 | WASHER-HARD (11X21X2.5-MM THK) | | | | | | |
| M | 5 | 1 | 8T-4122 | 8 | WASHER-HARD (17X32X3.5-MM THK) | | | | | | |
| M | 6 | 1 | 8T-4132 | 4 | NUT (M16X2-THD) | | | | | | |
| M | 7 | 1 | 8T-4174 | 4 | BOLT (M16X2X120-MM) | | | | | | |
| M | 8 | 1 | 8T-4196 | 12 | BOLT (M10X1.5X35-MM) | | | | | | |
| | 9 | 1 | 9W-9952 | 4 | WASHER (16.75X86X8-MM THK) | | | | | | |

M-METRIC PART



GRAPHIC #1

<END>

g01079533

BASIC ENGINE

237-0025 PAN GP-OIL (CHG -00)

S/N: CRS1-UP

PART OF 273-3610 ENGINE AR

SMCS-1302

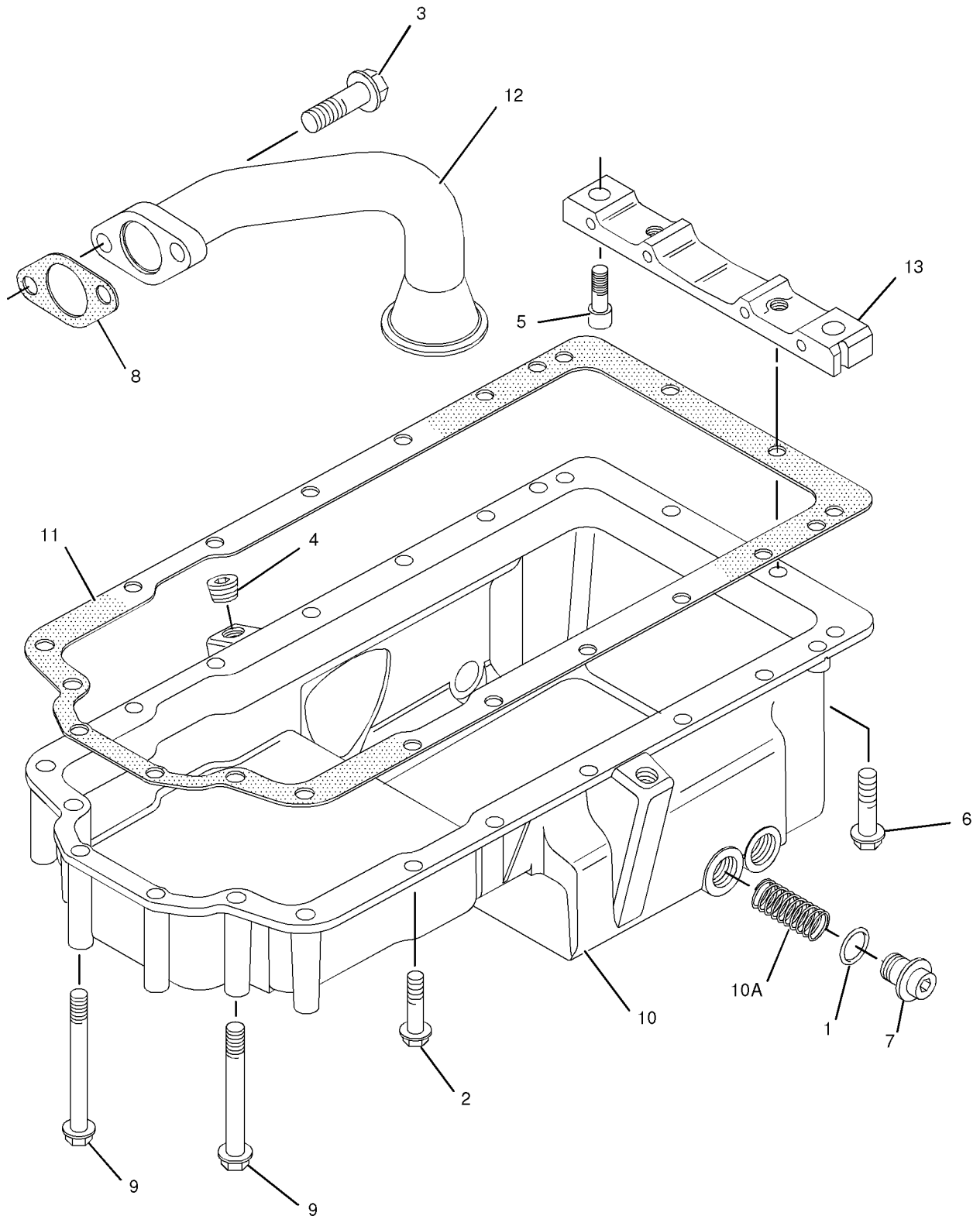
i02151983

| NOTE | REF NO | GRAPHIC REF | PART NUMBER | QTY | PART NAME | | | | | | SEE PAGE |
|------|--------|-------------|-----------------|-----|--------------------------------|---|---|---|---|-------------------|----------|
| | | | | | 1 | 2 | 3 | 4 | 5 | 6 (PRODUCT LEVEL) | |
| | 1 | 1 | 5P-6718 | 2 | SEAL-O-RING (ENGINE OIL DRAIN) | | | | | | |
| | 2 | 1 | 6I-0217 | 12 | BOLT (M8X1.25X20-MM) | | | | | | |
| | 3 | 1 | 6I-0260 | 2 | BOLT (M8X1.25X25-MM) | | | | | | |
| | 4 | 1 | 6I-0289 | 1 | PLUG | | | | | | |
| | 5 | 1 | 6I-0363 | 2 | BOLT (M6X1X20-MM) | | | | | | |
| | 6 | 1 | 6I-0572 | 2 | BOLT (M8X1.25X20-MM) | | | | | | |
| | 7 | 1 | 7C-0351 | 2 | PLUG-DRAIN (ENGINE OIL) | | | | | | |
| | 8 | 1 | 067-6213 | 1 | GASKET | | | | | | |
| | 9 | 1 | 101-3771 | 6 | BOLT | | | | | | |
| | 10 | 1 | 225-6004 | 1 | PAN AS-OIL | | | | | | |
| | 10A | 1 | 7C-1224 | 2 | INSERT | | | | | | |
| | 11 | 1 | 225-6005 | 1 | GASKET | | | | | | |
| | 12 | 1 | 225-6041 | 1 | TUBE | | | | | | |
| | 13 | 1 | 230-8094 | 1 | BRIDGE | | | | | | |

BASIC ENGINE

237-0025 PAN GP-OIL (contd.)

i02151983



GRAPHIC #1

<END>

g01036037

BASIC ENGINE

232-7442 PISTON & ROD GP (CHG -00, -01)

S/N: CRS1-UP

PART OF 273-3610 ENGINE AR

SMCS-1213, 1214, 1215, 1218, 1219, 1225, 1239

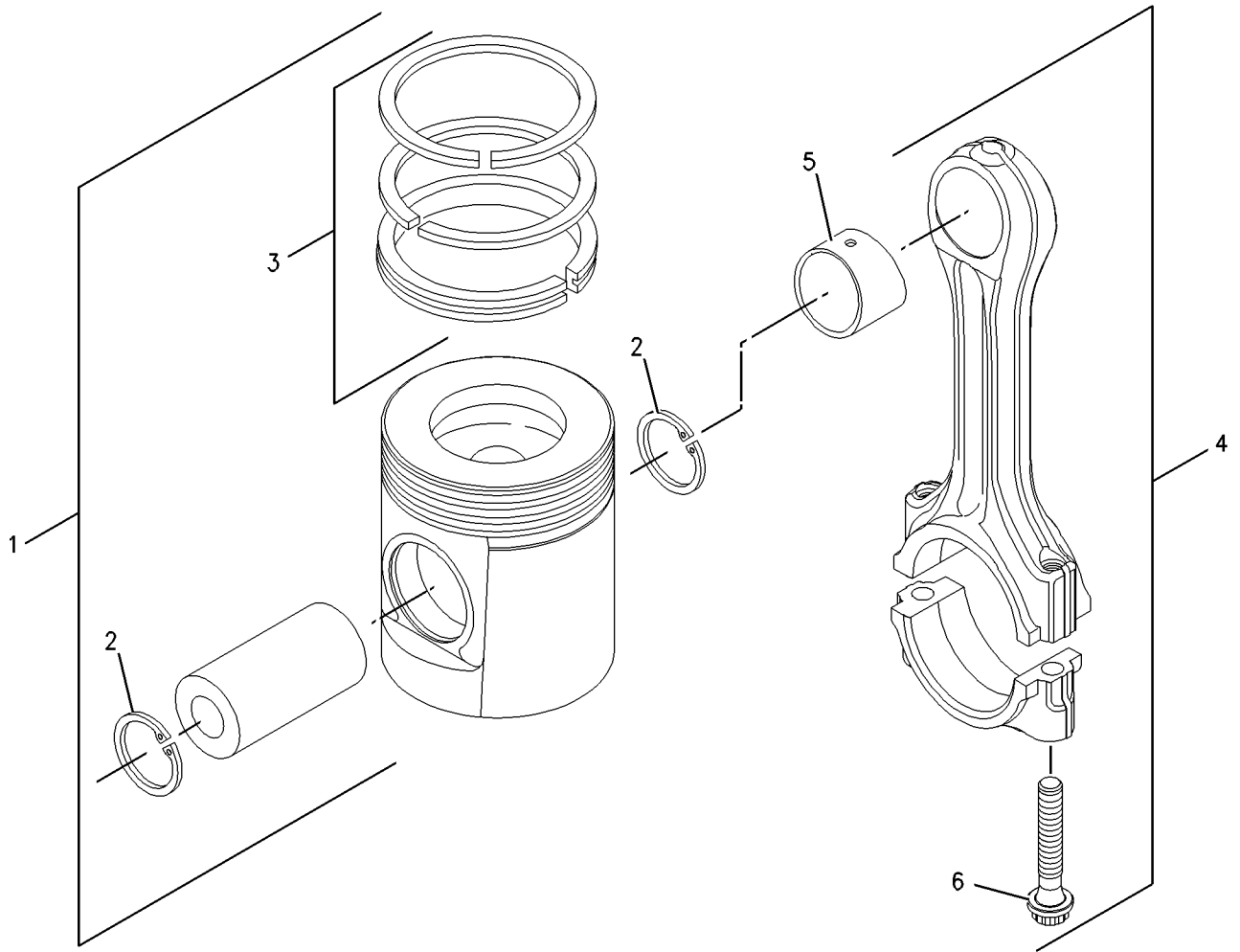
i02138368

| NOTE | REF NO | GRAPHIC REF | PART NUMBER | QTY | PART NAME | | | | | | SEE PAGE |
|--|--------|-------------|-------------|-----|---------------------------|---|---|---|---|-------------------|----------|
| | | | | | 1 | 2 | 3 | 4 | 5 | 6 (PRODUCT LEVEL) | |
| | 1 | 1 | 225-5437 | 4 | PISTON AS | | | | | | |
| | | | | | (EACH PISTON AS INCLUDES) | | | | | | |
| | 2 | 1 | 124-3536 | 2 | RING-RETAINING | | | | | | |
| | 3 | 1 | 225-5436 | 1 | KIT-PISTON RING | | | | | | |
| BJ | 4 | 1 | 225-5441 | 4 | ROD AS-CONNECTING (L) | | | | | | |
| | | | | | -OR- | | | | | | |
| BJ | | 1 | 225-5451 | 4 | ROD AS-CONNECTING (K) | | | | | | |
| | | | | | -OR- | | | | | | |
| BJ | | 1 | 225-5453 | 4 | ROD AS-CONNECTING (J) | | | | | | |
| | | | | | -OR- | | | | | | |
| BJ | | 1 | 225-5454 | 4 | ROD AS-CONNECTING (H) | | | | | | |
| | | | | | -OR- | | | | | | |
| BJ | | 1 | 225-5458 | 4 | ROD AS-CONNECTING (G) | | | | | | |
| | | | | | -OR- | | | | | | |
| BJ | | 1 | 225-5459 | 4 | ROD AS-CONNECTING (F) | | | | | | |
| | | | | | (EACH ROD AS INCLUDES) | | | | | | |
| | 5 | 1 | 225-5438 | 1 | BUSHING | | | | | | |
| | 6 | 1 | 225-5439 | 2 | BOLT | | | | | | |
| B-USE AS REQUIRED | | | | | | | | | | | |
| J-ENSURE THAT CORRECT ROD LENGTH IS FITTED | | | | | | | | | | | |

BASIC ENGINE

232-7442 PISTON & ROD GP (contd.)

i02138368



GRAPHIC #1

<END>

g00909669

BASIC ENGINE

225-4317 PLUG GP-ENGINE (CHG -00)

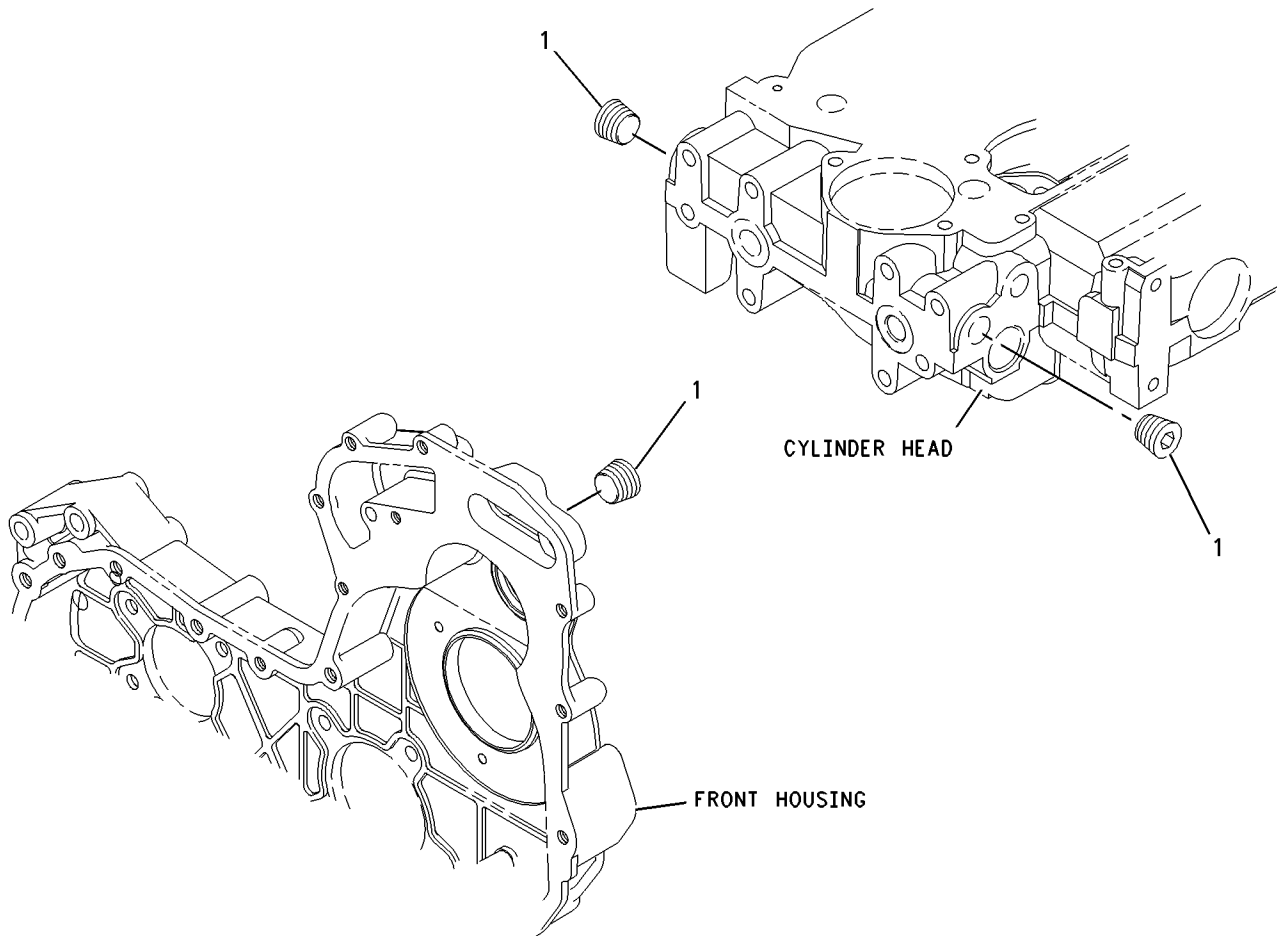
S/N: CRS1-UP

FRONT HOUSING, CYLINDER HEAD
PART OF 273-3610 ENGINE AR

SMCS-1000

i01862406

| NOTE | REF NO | GRAPHIC REF | PART NUMBER | QTY | PART NAME | | | | | | SEE PAGE |
|------|--------|-------------|-------------|-----|-----------|---|---|---|---|-------------------|----------|
| | | | | | 1 | 2 | 3 | 4 | 5 | 6 (PRODUCT LEVEL) | |
| | 1 | 1 | 2B-0858 | 3 | PLUG-PIPE | | | | | | |



GRAPHIC #1

<END>

g00911937

BASIC ENGINE

230-7569 PLUG GP-ENGINE (CHG -00)

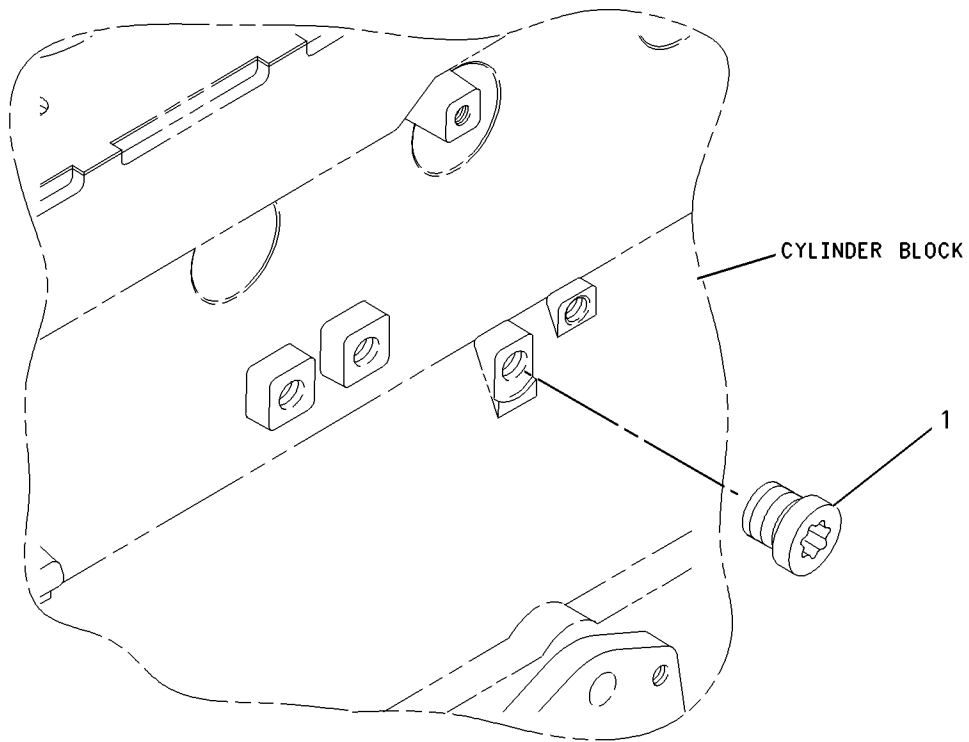
S/N: CRS1-UP

PART OF 273-3610 ENGINE AR

SMCS-1000

i01876806

| NOTE | REF NO | GRAPHIC REF | PART NUMBER | QTY | PART NAME | | | | | | SEE PAGE |
|------|--------|-------------|-------------|-----|-----------|---|---|---|---|-------------------|----------|
| | | | | | 1 | 2 | 3 | 4 | 5 | 6 (PRODUCT LEVEL) | |
| | 1 | 1 | 231-0046 | 1 | PLUG | | | | | | |



GRAPHIC #1

<END>

g00911955

BASIC ENGINE

232-6204 PLUG GP-ENGINE (CHG -00)

S/N: CRS1-UP

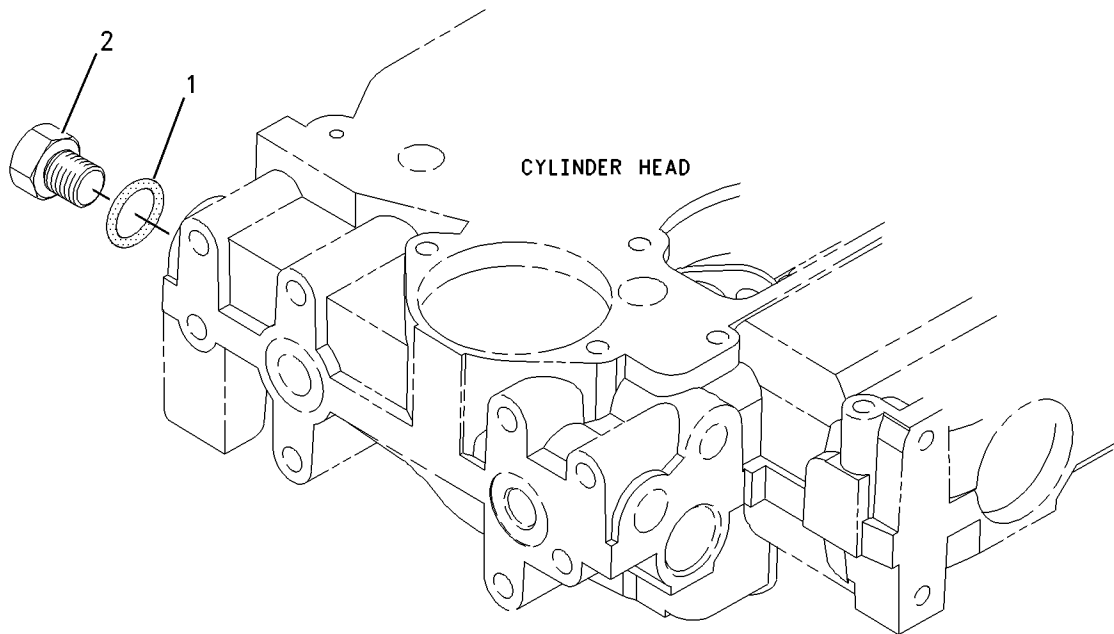
CYLINDER HEAD

PART OF 273-3610 ENGINE AR

SMCS-1000

i01863022

| NOTE | REF NO | GRAPHIC REF | PART NUMBER | QTY | PART NAME | | | | | | SEE PAGE |
|------|--------|-------------|-------------|-----|-------------|---|---|---|---|-------------------|----------|
| | | | | | 1 | 2 | 3 | 4 | 5 | 6 (PRODUCT LEVEL) | |
| | 1 | 1 | 199-9751 | 1 | SEAL-O-RING | | | | | | |
| | 2 | 1 | 232-1322 | 1 | PLUG | | | | | | |



GRAPHIC #1

<END>

g00950934

BASIC ENGINE

230-7353 PULLEY GP-CRANKSHAFT (CHG -00)

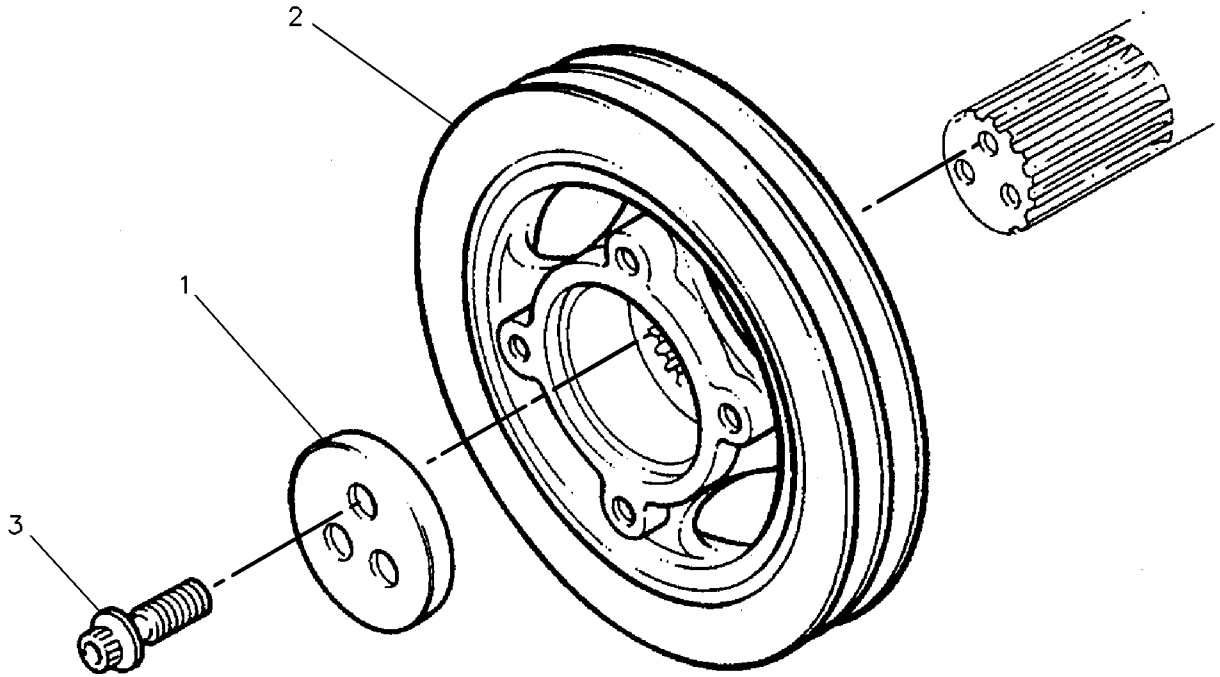
S/N: CRS1-UP

PART OF 273-3610 ENGINE AR

SMCS-1205

i02009617

| NOTE | REF NO | GRAPHIC REF | PART NUMBER | QTY | PART NAME | | | | | | SEE PAGE |
|------|--------|-------------|-------------|-----|-----------------------|---|---|---|---|-------------------|----------|
| | | | | | 1 | 2 | 3 | 4 | 5 | 6 (PRODUCT LEVEL) | |
| | 1 | 1 | 6I-0501 | 1 | BLOCK | | | | | | |
| | 2 | 1 | 6I-0502 | 1 | PULLEY | | | | | | |
| | 3 | 1 | 7W-4634 | 3 | BOLT (7/16-20X1.5 IN) | | | | | | |



GRAPHIC #1

<END>

g00130941

BASIC ENGINE

232-7526 VALVE MECHANISM GP (CHG -00)

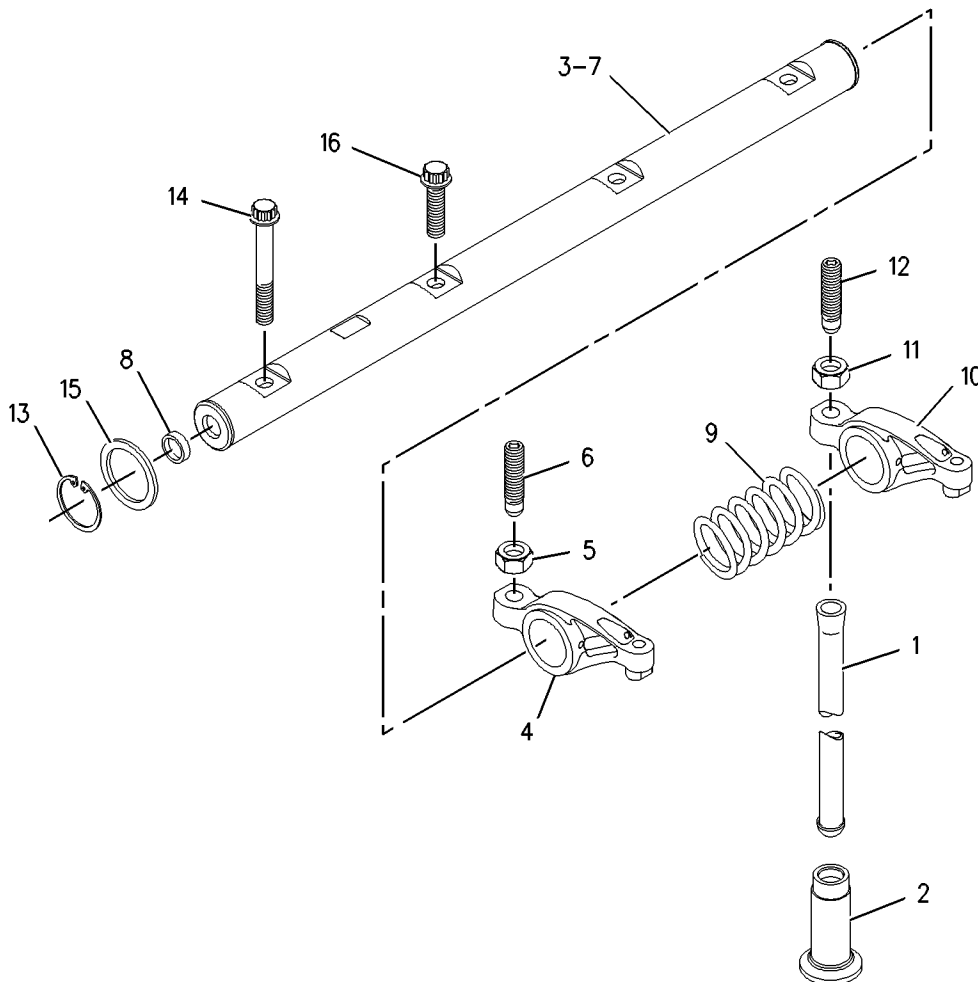
S/N: CRS1-UP

PART OF 273-3610 ENGINE AR

SMCS-1102, 1112, 1121, 1123, 1208, 1209

i01863433

| NOTE | REF NO | GRAPHIC REF | PART NUMBER | QTY | PART NAME | | | | | | SEE PAGE |
|------|--------|-------------|-------------|-----|---------------------------------|---|---|---|---|-------------------|----------|
| | | | | | 1 | 2 | 3 | 4 | 5 | 6 (PRODUCT LEVEL) | |
| | 1 | 1 | 067-6095 | 8 | ROD | | | | | | |
| | 2 | 1 | 138-2053 | 8 | TAPPET | | | | | | |
| | 3 | 1 | 225-5963 | 1 | ROCKER ARM AS | | | | | | |
| | 4 | 1 | 225-5625 | 4 | LEVER AS | | | | | | |
| | | | | | (EACH INCLUDES) | | | | | | |
| | 5 | 1 | 5B-9079 | 1 | NUT-JAM (3/8-24-THD) | | | | | | |
| | 6 | 1 | 185-1546 | 1 | SCREW | | | | | | |
| | 7 | 1 | 225-5634 | 1 | SHAFT AS | | | | | | |
| | 8 | 1 | 225-5629 | 2 | PLUG | | | | | | |
| | 9 | 1 | 225-5638 | 3 | SPRING | | | | | | |
| | 10 | 1 | 225-5640 | 4 | LEVER AS | | | | | | |
| | | | | | (EACH INCLUDES) | | | | | | |
| | 11 | 1 | 5B-9079 | 1 | NUT-JAM (3/8-24-THD) | | | | | | |
| | 12 | 1 | 185-1546 | 1 | SCREW | | | | | | |
| | 13 | 1 | 225-5959 | 2 | CLIP | | | | | | |
| | 14 | 1 | 225-5960 | 1 | BOLT (M8X1.25X60-MM) | | | | | | |
| | 15 | 1 | 225-5961 | 2 | WASHER (26.7X34.32X0.38-MM THK) | | | | | | |
| | 16 | 1 | 225-5962 | 3 | BOLT (M8X1.25X30-MM) | | | | | | |



GRAPHIC #1

<END>

g00910253

LUBRICATION SYSTEM

250 - 7963 BREATHER GP (CHG -00, -01)

S/N: HLS1-UP
AN ATTACHMENT

SMCS-1317

i02446027

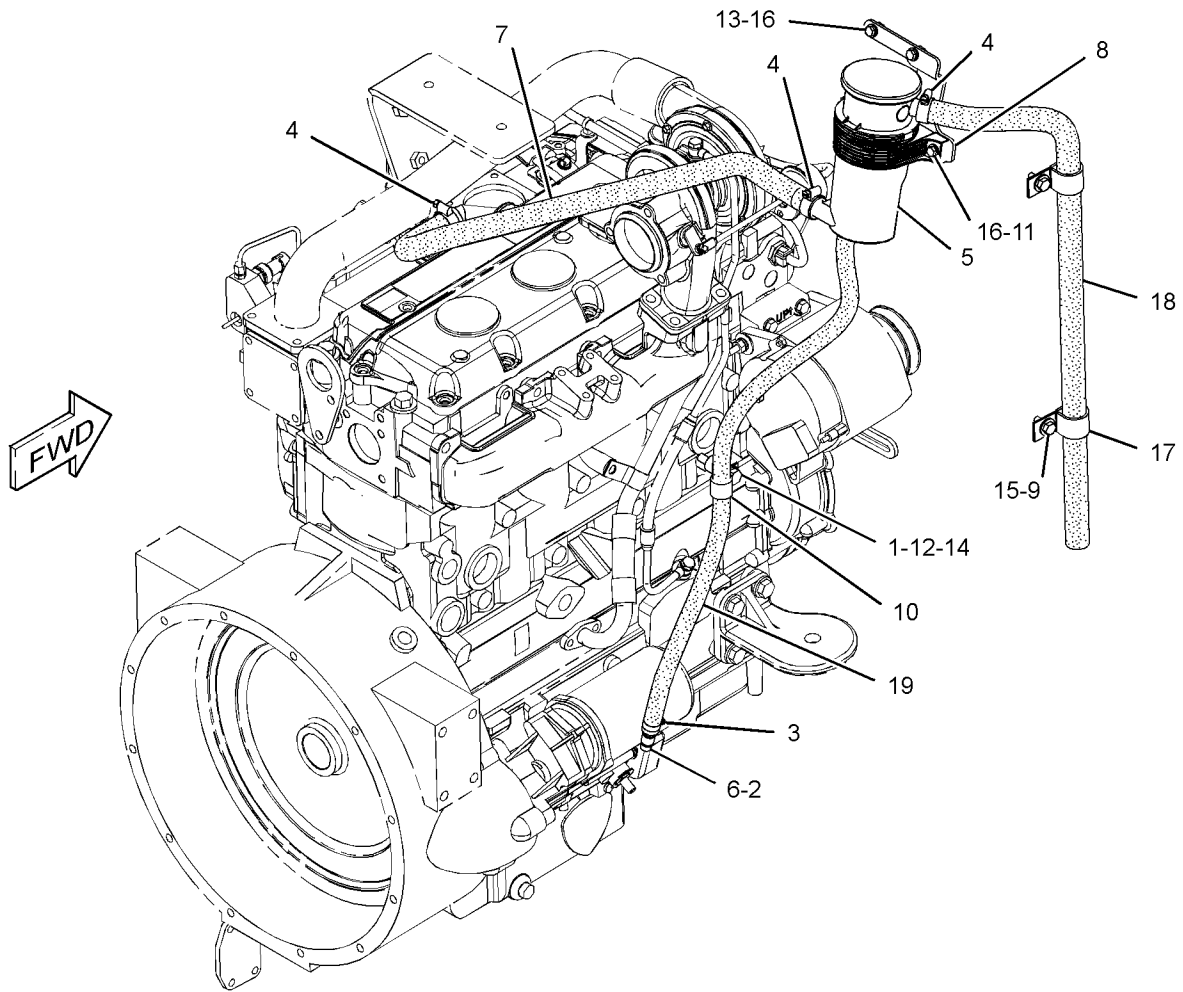
| NOTE | REF NO | GRAPHIC REF | PART NUMBER | QTY | PART NAME | | | | | | SEE PAGE |
|------|--------|-------------|-----------------|-----|----------------------------------|---|---|---|---|-------------------|----------|
| | | | | | 1 | 2 | 3 | 4 | 5 | 6 (PRODUCT LEVEL) | |
| | 1 | 1 | 6G-2263 | 1 | SPACER (10.5X19X28.5-MM THK) | | | | | | |
| | 2 | 1 | 6I-1497 | 1 | SEAL | | | | | | |
| | 3 | 1 | 6S-8620 | 2 | CLAMP-HOSE | | | | | | |
| | 4 | 1 | 8T-9402 | 3 | CLAMP-HOSE | | | | | | |
| | 5 | 1 | 165-4021 | 1 | CANISTER AS-BREATHER (CRANKCASE) | | | | | | |
| | | 1 | 185-6643 | 1 | SEAL (BREATHER) | | | | | | |
| | 6 | 1 | 202-5909 | 1 | TUBE AS-OIL | | | | | | |
| | 7 | 1 | 254-4418 | 1 | HOSE | | | | | | |
| | 8 | 1 | 254-4419 | 1 | PLATE AS | | | | | | |
| M | | 1 | 6V-9632 | 4 | NUT-WELD (M6X1-THD) | | | | | | |
| | 9 | 1 | 5P-4116 | 2 | WASHER-HARD (8.8X20.5X2-MM THK) | | | | | | |
| | 10 | 1 | 6D-4246 | 1 | CLIP | | | | | | |
| M | 11 | 1 | 8C-3798 | 2 | BOLT-LOCKING (M6X1X30) | | | | | | |
| | 12 | 1 | 8T-4121 | 1 | WASHER-HARD (11X21X2.5-MM THK) | | | | | | |
| M | 13 | 1 | 8T-4138 | 2 | BOLT (M6X1X20-MM) | | | | | | |
| M | 14 | 1 | 8T-4185 | 1 | BOLT (M10X1.5X50-MM) | | | | | | |
| M | 15 | 1 | 8T-4189 | 2 | BOLT (M8X1.25X20-MM) | | | | | | |
| | 16 | 1 | 8T-4205 | 4 | WASHER-HARD (7.2X14.5X2-MM THK) | | | | | | |
| | 17 | 1 | 8T-7529 | 2 | CLIP | | | | | | |
| E | 18 | 1 | 136-1955 | | HOSE (82-CM) | | | | | | |
| E | 19 | 1 | 5P-1505 | | HOSE (83-CM) | | | | | | |

E-ORDER BY THE CENTIMETER
M-METRIC PART

LUBRICATION SYSTEM

250-7963 BREATHER GP (contd.)

i02446027



GRAPHIC #1

<END>

g01231422

LUBRICATION SYSTEM

222-7091 GAUGE GP-OIL LEVEL & FILLER (CHG -00 THRU -07)

S/N: HLS1-UP

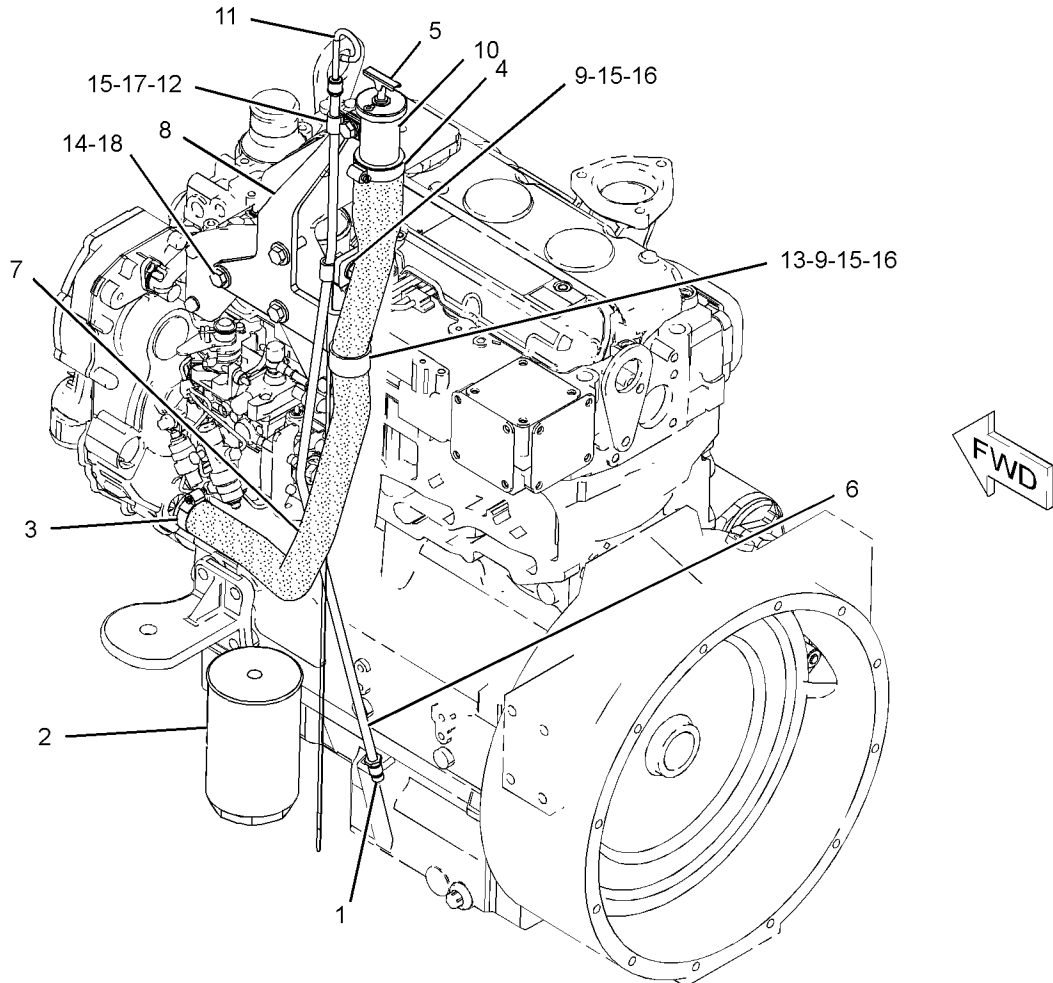
PART OF 214-6902 ENGINE AR

SMCS-1316, 1326

i02485599

| NOTE | REF NO | GRAPHIC REF | PART NUMBER | QTY | PART NAME | | | | | | SEE PAGE |
|------|--------|-------------|-------------|-----|--------------------------------|---|---|---|---|-------------------|----------|
| | | | | | 1 | 2 | 3 | 4 | 5 | 6 (PRODUCT LEVEL) | |
| | 1 | 1 | 6I-1497 | 1 | SEAL | | | | | | |
| | 2 | 1 | 7W-2326 | 1 | FILTER AS-ENGINE OIL | | | | | | |
| | 3 | 1 | 9M-7958 | 1 | CLAMP-HOSE | | | | | | |
| | 4 | 1 | 127-4471 | 1 | CLAMP-HOSE | | | | | | |
| | 5 | 1 | 236-6651 | 1 | CAP AS (ENGINE OIL FILLER) | | | | | | |
| | 6 | 1 | 249-5046 | 1 | TUBE AS | | | | | | |
| | 7 | 1 | 249-5295 | 1 | HOSE | | | | | | |
| | 8 | 1 | 249-5297 | 1 | BRACKET AS | | | | | | |
| M | 9 | 1 | 8T-4195 | 2 | BOLT (M10X1.5X30-MM) | | | | | | |
| | 10 | 1 | 256-0143 | 1 | TUBE AS | | | | | | |
| | 11 | 1 | 261-3572 | 1 | GAUGE-OIL LEVEL | | | | | | |
| | 12 | 1 | 033-8248 | 2 | CLIP | | | | | | |
| | 13 | 1 | 7D-7233 | 1 | CLIP | | | | | | |
| | 14 | 1 | 7X-7729 | 3 | WASHER (11X25X3-MM THK) | | | | | | |
| | 15 | 1 | 8T-4121 | 5 | WASHER-HARD (11X21X2.5-MM THK) | | | | | | |
| M | 16 | 1 | 8T-4133 | 2 | NUT (M10X1.5-THD) | | | | | | |
| M | 17 | 1 | 8T-4136 | 1 | BOLT (M10X1.5X25-MM) | | | | | | |
| M | 18 | 1 | 8T-4196 | 3 | BOLT (M10X1.5X35-MM) | | | | | | |

M-METRIC PART



GRAPHIC #1

<END>

g01231281

LUBRICATION SYSTEM

230-7578 PUMP GP-ENGINE OIL (CHG -00)

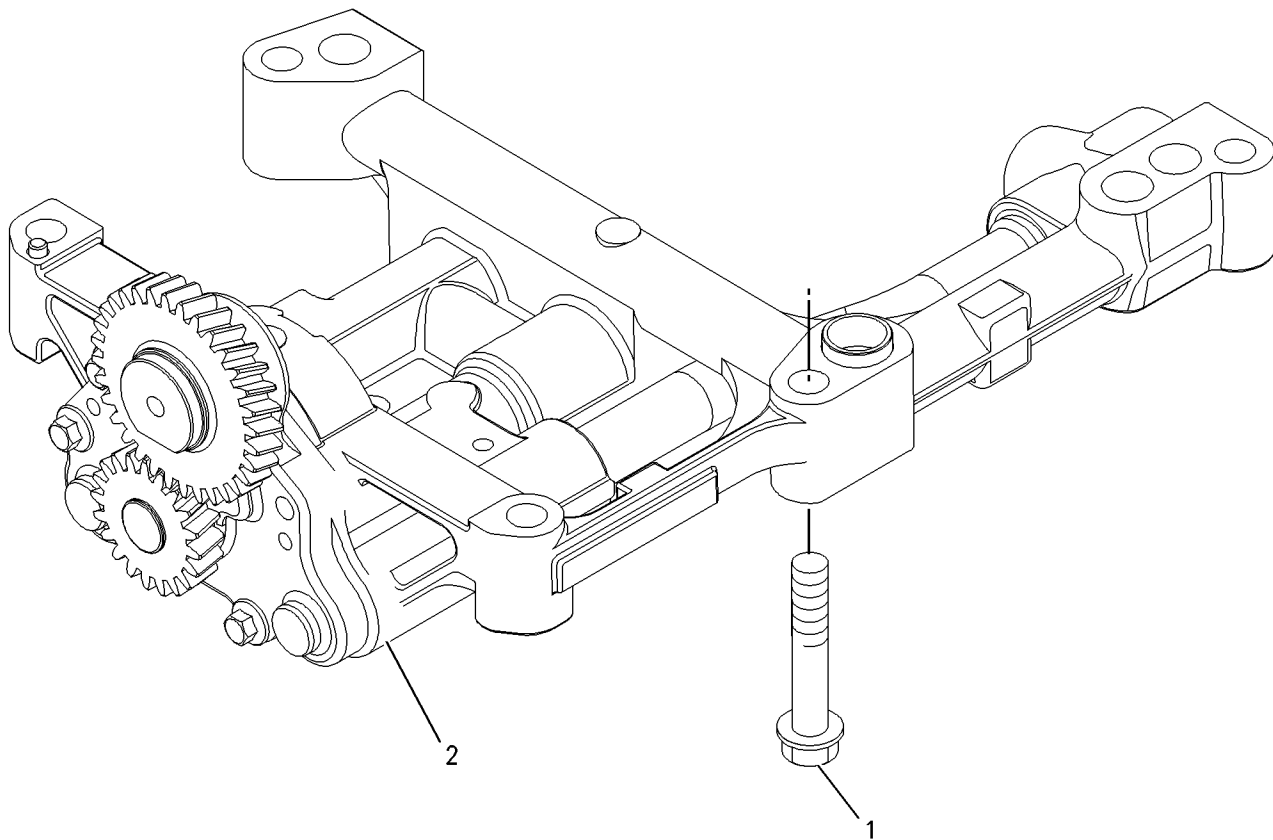
S/N: CRS1-UP

PART OF 273-3610 ENGINE AR

SMCS-1304, 1315

i01862499

| NOTE | REF NO | GRAPHIC REF | PART NUMBER | QTY | PART NAME | | | | | | SEE PAGE |
|------|--------|-------------|-------------|-----|--------------------|---|---|---|---|-------------------|----------|
| | | | | | 1 | 2 | 3 | 4 | 5 | 6 (PRODUCT LEVEL) | |
| | 1 | 1 | 100-4461 | 5 | BOLT (M10X50MM) | | | | | | |
| | 2 | 1 | 225-8329 | 1 | PUMP AS-ENGINE OIL | | | | | | |



GRAPHIC #1

<END>

g00911993

COOLING SYSTEM

231-0033 CONNECTION GP-WATER

(CHG -00, -01, 231-0030-01, 231-0030-02)

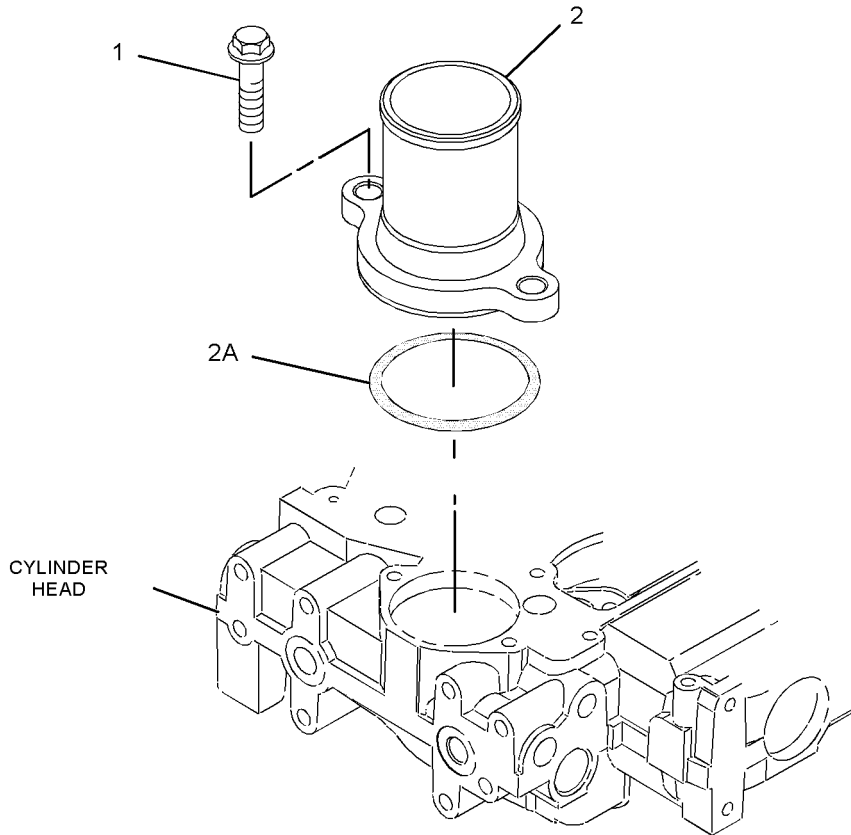
S/N: CRS1-UP

PART OF 273-3610 ENGINE AR

SMCS-1380

i02485601

| NOTE | REF NO | GRAPHIC REF | PART NUMBER | QTY | PART NAME | | | | | | SEE PAGE |
|------|--------|-------------|-----------------|-----|--|---|---|---|---|-------------------|----------|
| | | | | | 1 | 2 | 3 | 4 | 5 | 6 (PRODUCT LEVEL) | |
| | 1 | 1 | 6I-0260 | 2 | BOLT (M8X1.25X25-MM) | | | | | | |
| | 2 | 1 | 254-2267 | 1 | REGULATOR GP-TEMPERATURE (WATER) (INCLUDES REGULATOR) | | | | | | |
| | 2A | 1 | 254-2270 | 1 | SEAL-O-RING (WATER TEMPERATURE REGULATOR) | | | | | | |



GRAPHIC #1

<END>

g01081626

COOLING SYSTEM

232-3722 COOLER GP-ENGINE OIL (CHG -00)

S/N: CRS1-UP

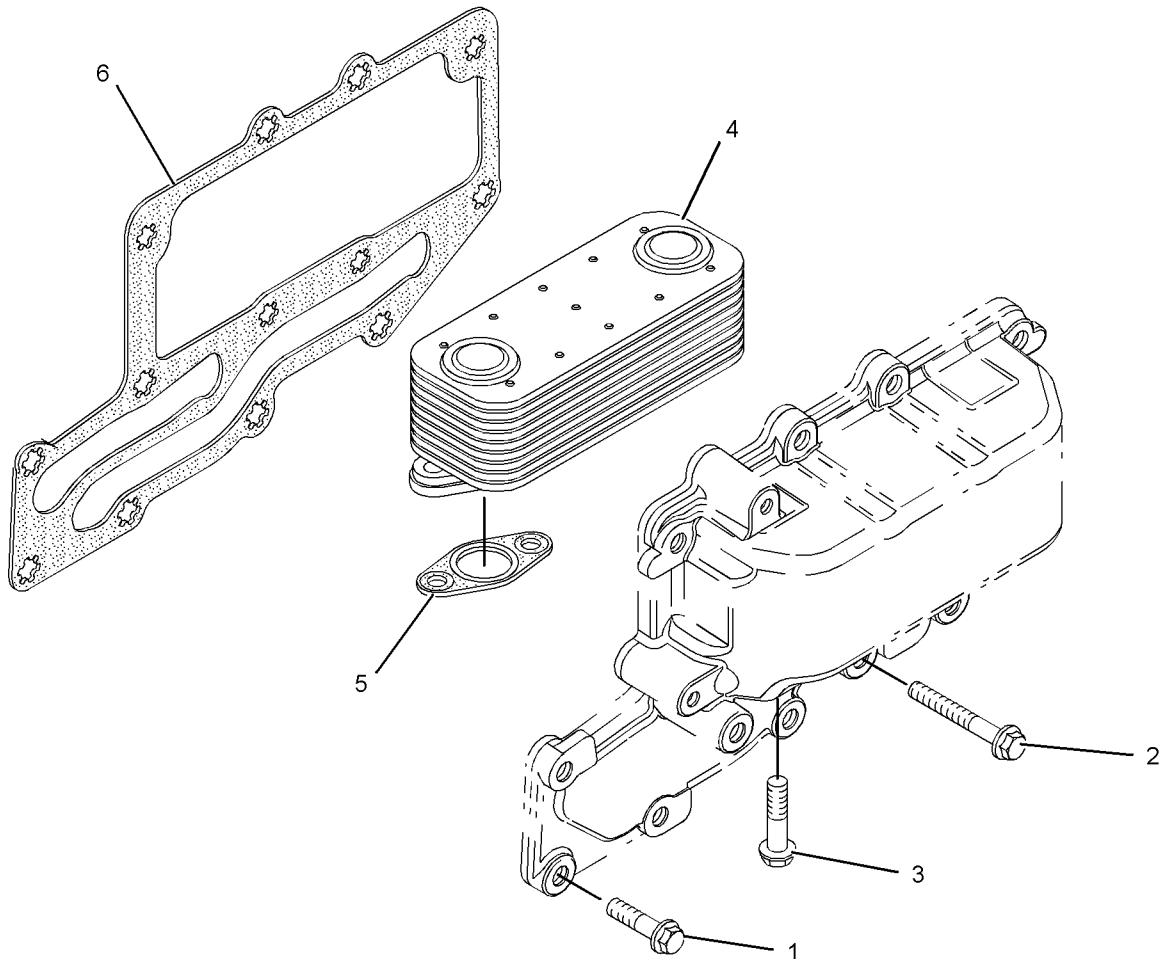
PART OF 238-2799 COOLER GP-FLTR BASE & ENG OIL

SMCS-1378

i02253958

| NOTE | REF NO | GRAPHIC REF | PART NUMBER | QTY | PART NAME | | | | | | SEE PAGE |
|------|--------|-------------|-----------------|-----|----------------------|---|---|---|---|-------------------|----------|
| | | | | | 1 | 2 | 3 | 4 | 5 | 6 (PRODUCT LEVEL) | |
| | 1 | 1 | 6I-0260 | 10 | BOLT (M8X1.25X25-MM) | | | | | | |
| | 2 | 1 | 6I-4374 | 3 | BOLT | | | | | | |
| M | 3 | 1 | 101-3895 | 4 | BOLT (M8X1.25X35-MM) | | | | | | |
| | 4 | 1 | 225-6817 | 1 | COOLER-OIL (ENGINE) | | | | | | |
| | 5 | 1 | 225-6818 | 2 | SEAL | | | | | | |
| | 6 | 1 | 225-6820 | 1 | GASKET | | | | | | |

M-METRIC PART



GRAPHIC #1

<END>

g01111678

COOLING SYSTEM

238-2799 COOLER GP-FLTR BASE & ENG OIL

(CHG -00 THRU -02)

S/N: CRS1-UP

PART OF 273-3610 ENGINE AR

SMCS-1306, 1378

i02472437

| NOTE | REF NO | GRAPHIC REF | PART NUMBER | QTY | PART NAME | | | | | | SEE PAGE |
|------|--------|-------------|-----------------|-----|----------------------|---|---|---|---|-------------------|----------|
| | | | | | 1 | 2 | 3 | 4 | 5 | 6 (PRODUCT LEVEL) | |
| | 1 | 1 | 6I-0572 | 4 | BOLT (M8X1.25X20-MM) | | | | | | |
| M | 2 | 1 | 6I-0645 | 4 | BOLT (M8X1.25X25-MM) | | | | | | |
| | 3 | 1 | 8T-7876 | 1 | SEAL-O-RING | | | | | | |
| | 4 | 1 | 225-7941 | 1 | PLUG | | | | | | |
| | 5 | 1 | 225-7944 | 2 | GASKET | | | | | | |
| | 6 | 1 | 249-0974 | 1 | HEAD AS-OIL FILTER | | | | | | |
| Y | 7 | 1 | 232-3722 | 1 | COOLER GP-ENGINE OIL | | | | | | 40 |
| | 8 | 1 | 232-3751 | 1 | PLATE | | | | | | |

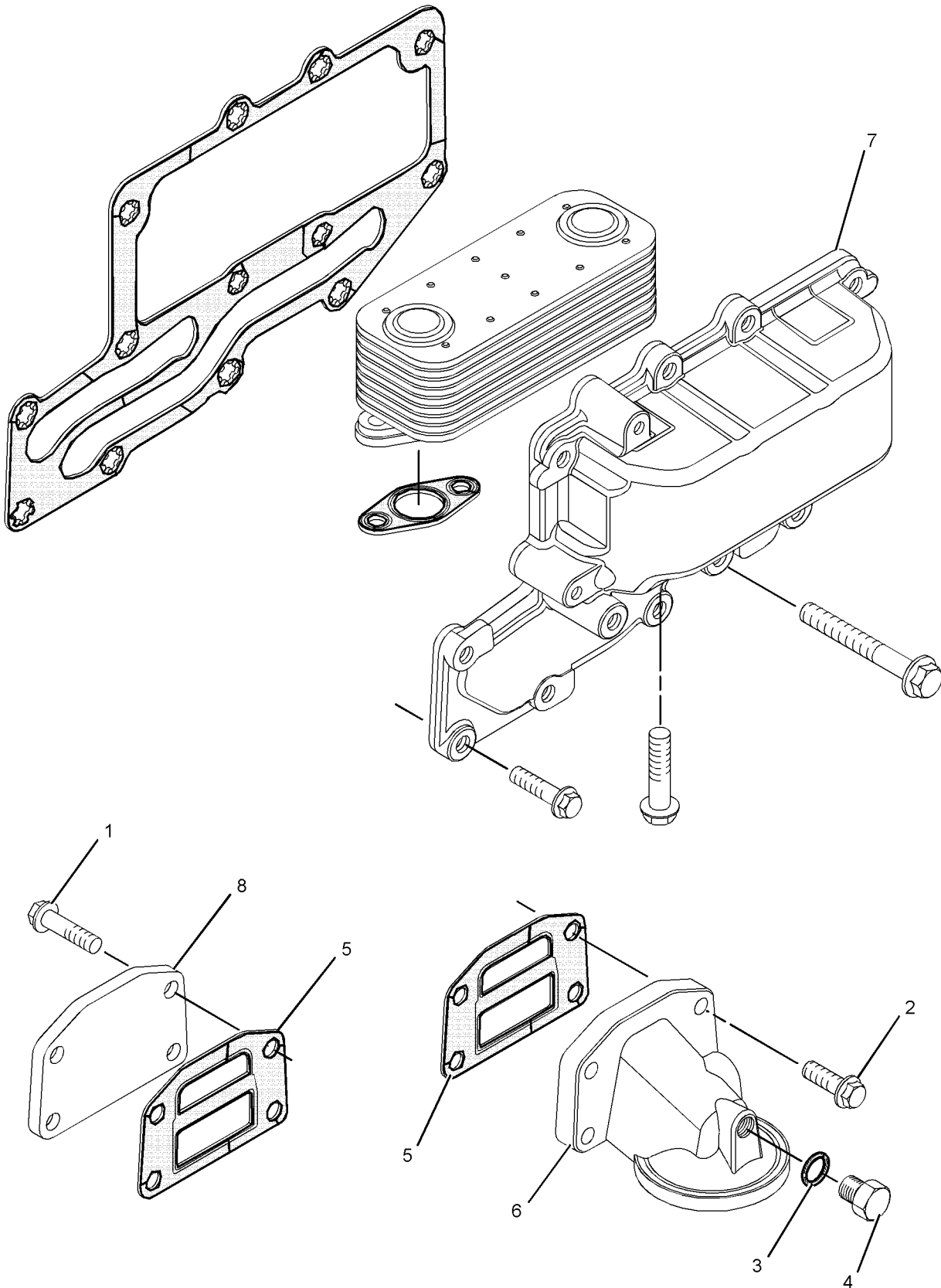
M-METRIC PART

Y-SEPARATE ILLUSTRATION

COOLING SYSTEM

238-2799 COOLER GP-FLTR BASE & ENG OIL (contd.)

i02472437



GRAPHIC #1

<END>

g01233312

COOLING SYSTEM

214-2202 COOLING AR (CHG -02 THRU -04)

S/N: HLS1-UP

PART OF 213-9273 COMMON AR
FOR USE WITH AIR CONDITIONER

SMCS-1350

i02274657

| NOTE | PART NUMBER | QTY | PART NAME | | | | | | SEE PAGE |
|------|-------------|-----|---|---|---|---|---|-------------------|----------|
| | | | 1 | 2 | 3 | 4 | 5 | 6 (PRODUCT LEVEL) | |
| Y | 214-3751 | 1 | LINES GP-TRANSMISSION COOLER | | | | | | 46 |
| Y | 210-5951 | 1 | MOUNTING GP-RAD & OIL COOLER (TRANSMISSION, HYDRAULIC OIL) | | | | | | 48 |

Y-SEPARATE ILLUSTRATION

<END>

COOLING SYSTEM

213-9314 FAN GP-SUCTION-WITH AIR CONDITIONER

(CHG -03 THRU -05)

S/N: HLS1-UP

PART OF 269-2127 CAB AR

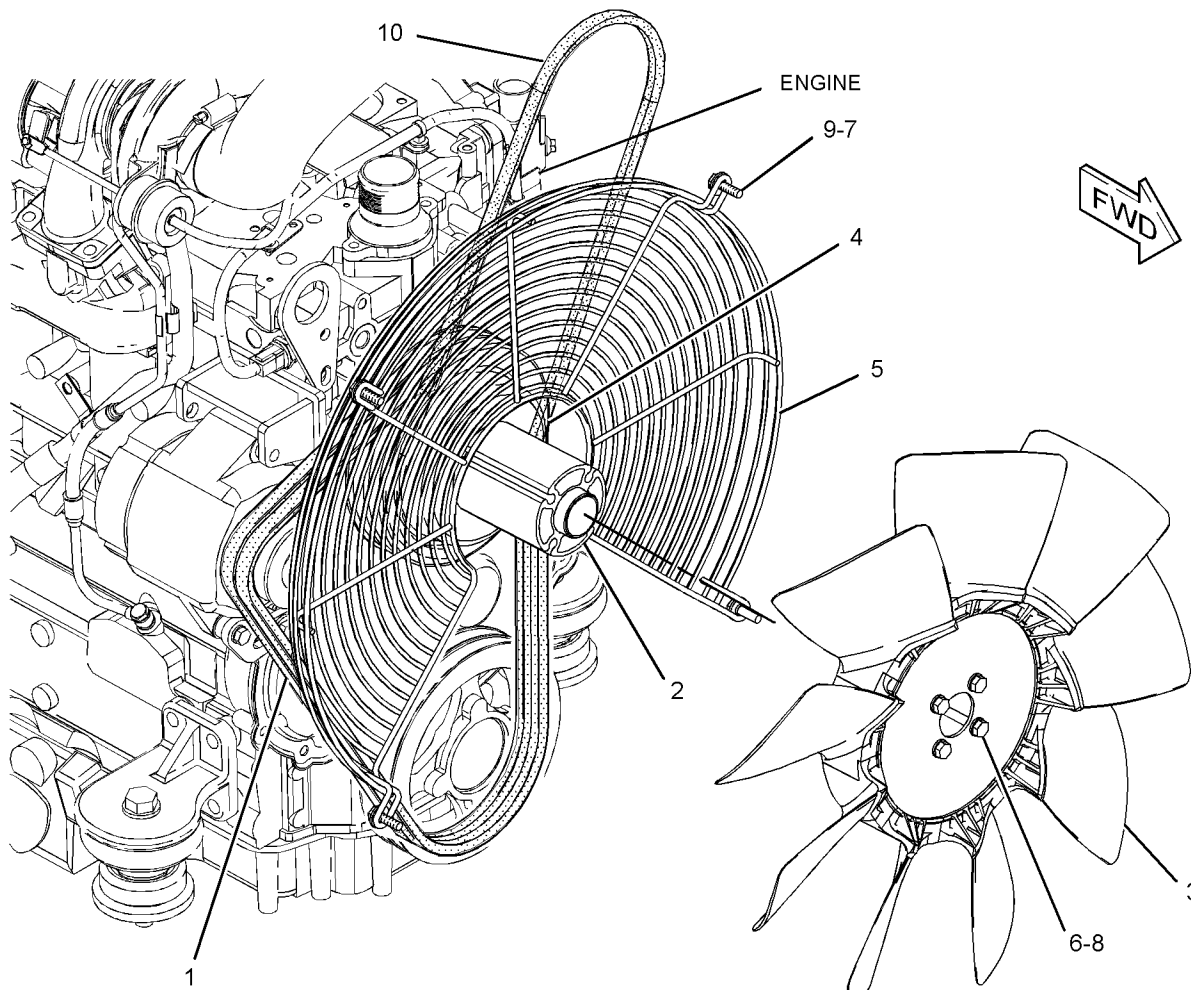
AN ATTACHMENT

SMCS-1356, 1360

i02447158

| NOTE | REF NO | GRAPHIC REF | PART NUMBER | QTY | PART NAME | | | | | | SEE PAGE |
|------|--------|-------------|-------------|-----|---------------------------------|---|---|---|---|-------------------|----------|
| | | | | | 1 | 2 | 3 | 4 | 5 | 6 (PRODUCT LEVEL) | |
| | 1 | 1 | 3S-8447 | 1 | V-BELT SET (INCLUDES 2-BELTS) | | | | | | |
| | 2 | 1 | 142-3388 | 1 | SPACER-FAN | | | | | | |
| | 3 | 1 | 142-3391 | 1 | SPIDER AS (9-BLADE) | | | | | | |
| | 4 | 1 | 215-3507 | 1 | PULLEY-FAN | | | | | | |
| | 5 | 1 | 242-9751 | 1 | GUARD AS | | | | | | |
| M | 6 | 1 | 153-3061 | 4 | BOLT (M8X1.25X130-MM) | | | | | | |
| | 7 | 1 | 5P-4116 | 4 | WASHER-HARD (8.8X20.5X2-MM THK) | | | | | | |
| | 8 | 1 | 8T-4224 | 4 | WASHER-HARD (8.8X16X2-MM THK) | | | | | | |
| M | 9 | 1 | 8T-4908 | 4 | BOLT (M8X1.25X25-MM) | | | | | | |
| | 10 | 1 | 1W-2934 | 1 | V-BELT | | | | | | |

M-METRIC PART



GRAPHIC #1

<END>

g01211950

COOLING SYSTEM

254-6101 FAN GP-SUCTION (CHG -00)

S/N: HLS1-UP

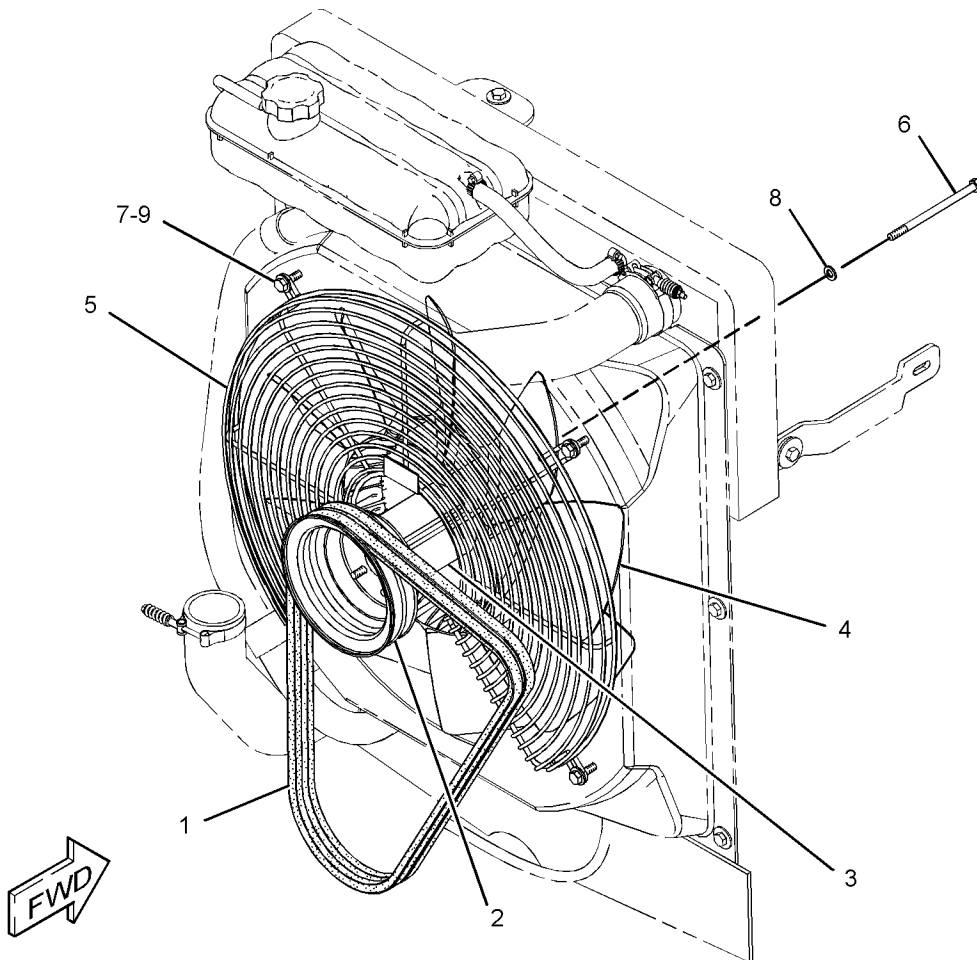
PART OF 269-2125, 269-2126 CAB AR, 269-2123, 269-2124 CANOPY AR
AN ATTACHMENT

SMCS-1356, 1360

i02446411

| NOTE | REF NO | GRAPHIC REF | PART NUMBER | QTY | PART NAME | | | | | | SEE PAGE |
|------|--------|-------------|-----------------|-----|---------------------------------|---|---|---|---|-------------------|----------|
| | | | | | 1 | 2 | 3 | 4 | 5 | 6 (PRODUCT LEVEL) | |
| | 1 | 1 | 3S-8447 | 1 | V-BELT SET (INCLUDES 2-BELTS) | | | | | | |
| | 2 | 1 | 130-3879 | 1 | PULLEY-FAN DRIVE | | | | | | |
| | 3 | 1 | 142-3388 | 1 | SPACER-FAN | | | | | | |
| | 4 | 1 | 142-3391 | 1 | SPIDER AS (9-BLADE) | | | | | | |
| | 5 | 1 | 242-9751 | 1 | GUARD AS | | | | | | |
| M | 6 | 1 | 153-3061 | 4 | BOLT (M8X1.25X130-MM) | | | | | | |
| | 7 | 1 | 5P-4116 | 4 | WASHER-HARD (8.8X20.5X2-MM THK) | | | | | | |
| | 8 | 1 | 8T-4224 | 4 | WASHER-HARD (8.8X16X2-MM THK) | | | | | | |
| M | 9 | 1 | 8T-4908 | 4 | BOLT (M8X1.25X25-MM) | | | | | | |

M-METRIC PART



GRAPHIC #1

<END>

g01208867

COOLING SYSTEM

214-3751 LINES GP-TRANSMISSION COOLER (CHG -02 THRU -06)

S/N: HLS1-UP

PART OF 214-2202 COOLING AR

SMCS-1375

i02355825

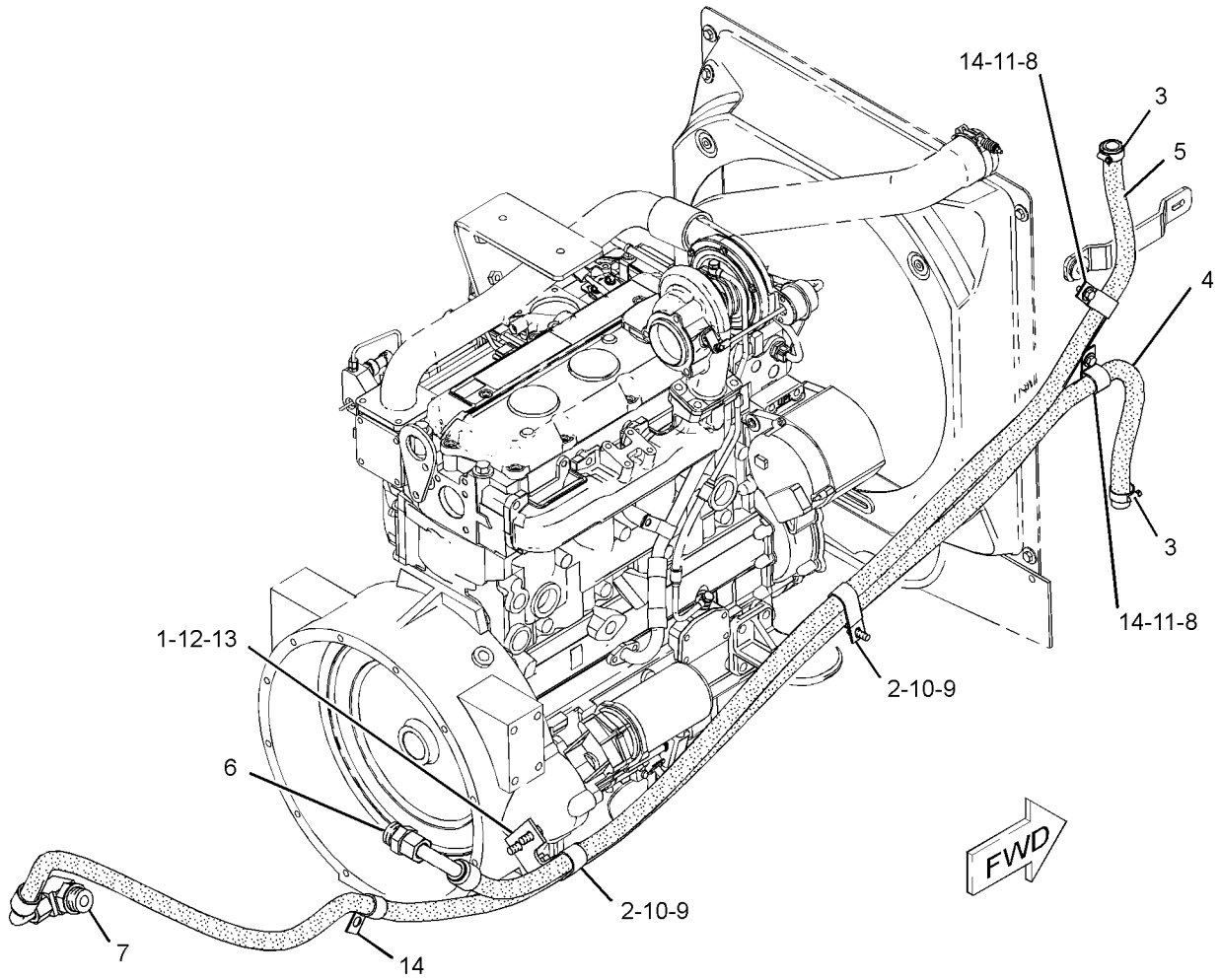
| NOTE | REF NO | GRAPHIC REF | PART NUMBER | QTY | PART NAME | | | | | | SEE PAGE |
|------|--------|-------------|-------------|-----|----------------------------------|---|---|---|---|-------------------|----------|
| | | | | | 1 | 2 | 3 | 4 | 5 | 6 (PRODUCT LEVEL) | |
| | 1 | 1 | 118-7286 | 1 | BRACKET AS | | | | | | |
| | 2 | 1 | 130-9984 | 2 | CLIP | | | | | | |
| | 3 | 1 | 159-0186 | 2 | CLAMP | | | | | | |
| I | 4 | 1 | 214-3753 | 1 | HOSE AS | | | | | | |
| | 5 | 1 | 250-4337 | 1 | HOSE AS | | | | | | |
| | 6 | 1 | 148-8339 | 1 | CONNECTOR AS | | | | | | |
| | | 1 | 6V-8716 | 1 | CONNECTOR | | | | | | |
| | | 1 | 6V-9746 | 1 | SEAL-O-RING | | | | | | |
| | | 1 | 7M-8485 | 1 | SEAL-O-RING | | | | | | |
| | 7 | 1 | 148-8360 | 1 | ELBOW AS | | | | | | |
| | | 1 | 6V-9182 | 1 | ELBOW | | | | | | |
| | | 1 | 6V-9746 | 1 | SEAL-O-RING | | | | | | |
| | | 1 | 7M-8485 | 1 | SEAL-O-RING | | | | | | |
| | 8 | 1 | 5P-4116 | 2 | WASHER-HARD (8.8X20.5X2-MM THK) | | | | | | |
| | 9 | 1 | 8T-4121 | 2 | WASHER-HARD (11X21X2.5-MM THK) | | | | | | |
| M | 10 | 1 | 8T-4136 | 2 | BOLT (M10X1.5X25-MM) | | | | | | |
| M | 11 | 1 | 8T-4189 | 2 | BOLT (M8X1.25X20-MM) | | | | | | |
| M | 12 | 1 | 8T-4192 | 2 | BOLT (M12X1.75X25-MM) | | | | | | |
| | 13 | 1 | 8T-4223 | 2 | WASHER-HARD (13.5X25.5X3-MM THK) | | | | | | |
| | 14 | 1 | 8T-7529 | 3 | CLIP | | | | | | |

I-REFER TO HYDRAULIC INFORMATION SYSTEM
M-METRIC PART

COOLING SYSTEM

214-3751 LINES GP-TRANSMISSION COOLER (contd.)

i02355825



GRAPHIC #1

<END>

g01183318

COOLING SYSTEM

210-5951 MOUNTING GP-RAD & OIL COOLER- TRANSMISSION, HYDRAULIC OIL (CHG -03 THRU -08)

S/N: HLS1-UP

PART OF 214-2202 COOLING AR

SMCS-1353, 1374

i02366621

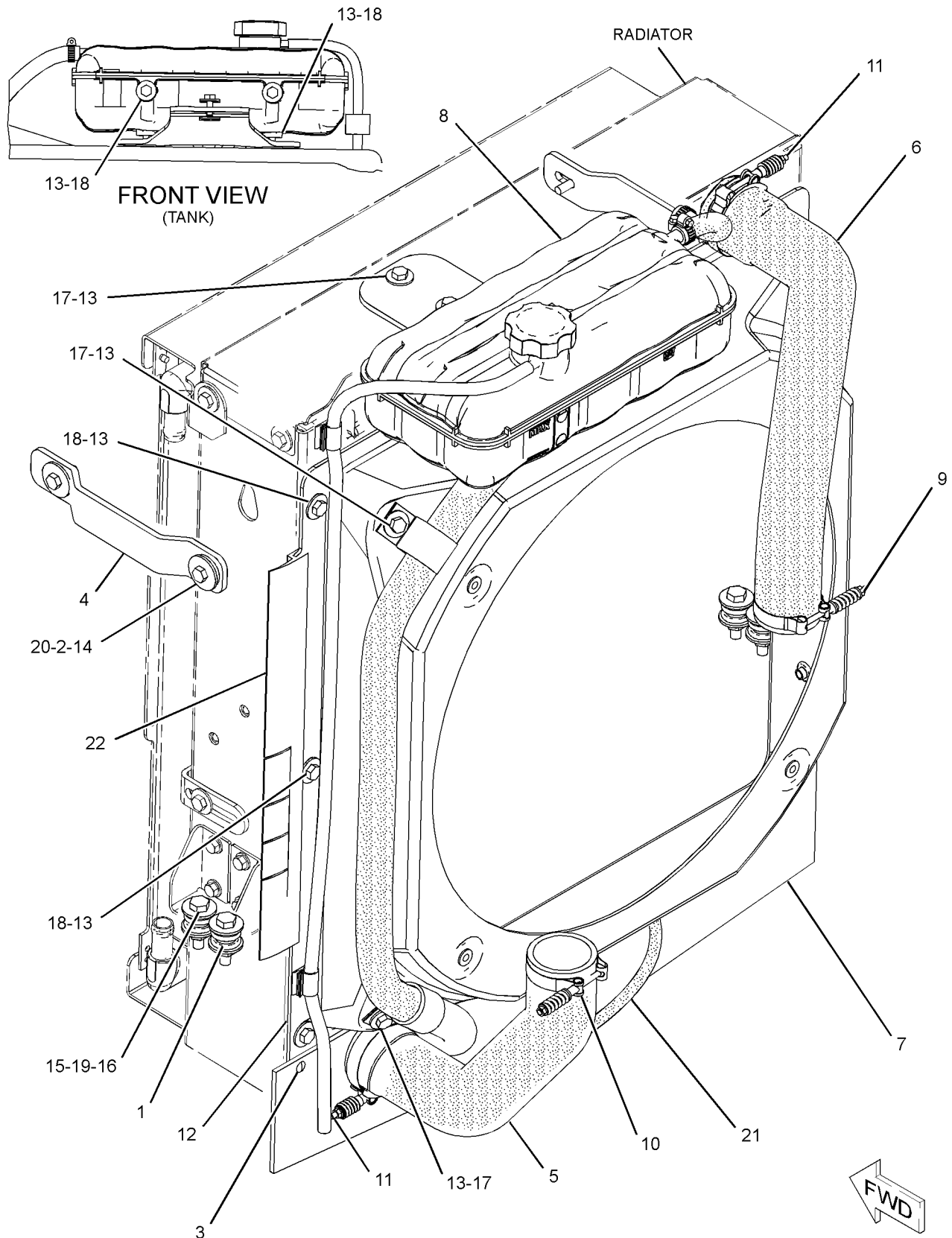
| NOTE | REF NO | GRAPHIC REF | PART NUMBER | QTY | PART NAME | | | | | | SEE PAGE |
|------|--------|-------------|-------------|-----|----------------------------------|---|---|---|---|-------------------|----------|
| | | | | | 1 | 2 | 3 | 4 | 5 | 6 (PRODUCT LEVEL) | |
| | 1 | 1 | 2W-9710 | 4 | MOUNT AS | | | | | | |
| | 2 | 1 | 6N-6984 | 2 | MOUNT-RUBBER | | | | | | |
| | 3 | 1 | 123-4065 | 6 | RIVET-POP | | | | | | |
| | 4 | 1 | 140-3640 | 2 | PLATE | | | | | | |
| | 5 | 1 | 210-6139 | 1 | HOSE-RADIATOR (LOWER) | | | | | | |
| | 6 | 1 | 210-6141 | 1 | HOSE-RADIATOR (UPPER) | | | | | | |
| | 7 | 1 | 214-3647 | 1 | BAFFLE | | | | | | |
| Y | 8 | 1 | 214-7407 | 1 | TANK GP-EXPANSION (COOLANT) | | | | | | 54 |
| | 9 | 1 | 214-7457 | 1 | CLAMP | | | | | | |
| | 10 | 1 | 214-7458 | 1 | CLAMP-HOSE | | | | | | |
| | 11 | 1 | 216-6945 | 2 | CLAMP | | | | | | |
| | 12 | 1 | 217-2308 | 1 | SHROUD AS | | | | | | |
| | 13 | 1 | 7X-0579 | 14 | WASHER-HARD (8.8X25.5X2-MM THK) | | | | | | |
| | 14 | 1 | 7X-0603 | 4 | WASHER-HARD (9.9X35X2.5-MM THK) | | | | | | |
| M | 15 | 1 | 8T-4133 | 4 | NUT (M10X1.5-THD) | | | | | | |
| M | 16 | 1 | 8T-4182 | 4 | BOLT (M10X1.5X45-MM) | | | | | | |
| M | 17 | 1 | 8T-4189 | 4 | BOLT (M8X1.25X20-MM) | | | | | | |
| M | 18 | 1 | 8T-4200 | 10 | BOLT (M8X1.25X16-MM) | | | | | | |
| | 19 | 1 | 8T-4222 | 8 | WASHER-PLATED (11X32X2.5-MM THK) | | | | | | |
| M | 20 | 1 | 8T-4908 | 4 | BOLT (M8X1.25X25-MM) | | | | | | |
| E | 21 | 1 | 8C-3681 | | HOSE (36-CM) | | | | | | |
| J | 22 | 1 | 136-7728 | | SEAL-COMPOSITE (4.45-DM EACH) | | | | | | |

E-ORDER BY THE CENTIMETER
 J-ORDER BY THE DECIMETER
 M-METRIC PART
 Y-SEPARATE ILLUSTRATION

COOLING SYSTEM

210-5951 MOUNTING GP-RAD & OIL COOLER (contd.)

i02366621



GRAPHIC #1

<END>

g01183008

COOLING SYSTEM

230-7355 PUMP GP-WATER (CHG -00, -01, 225-8016-01)

S/N: CRS1-UP

PART OF 273-3610 ENGINE AR

SMCS-1361

i02469863

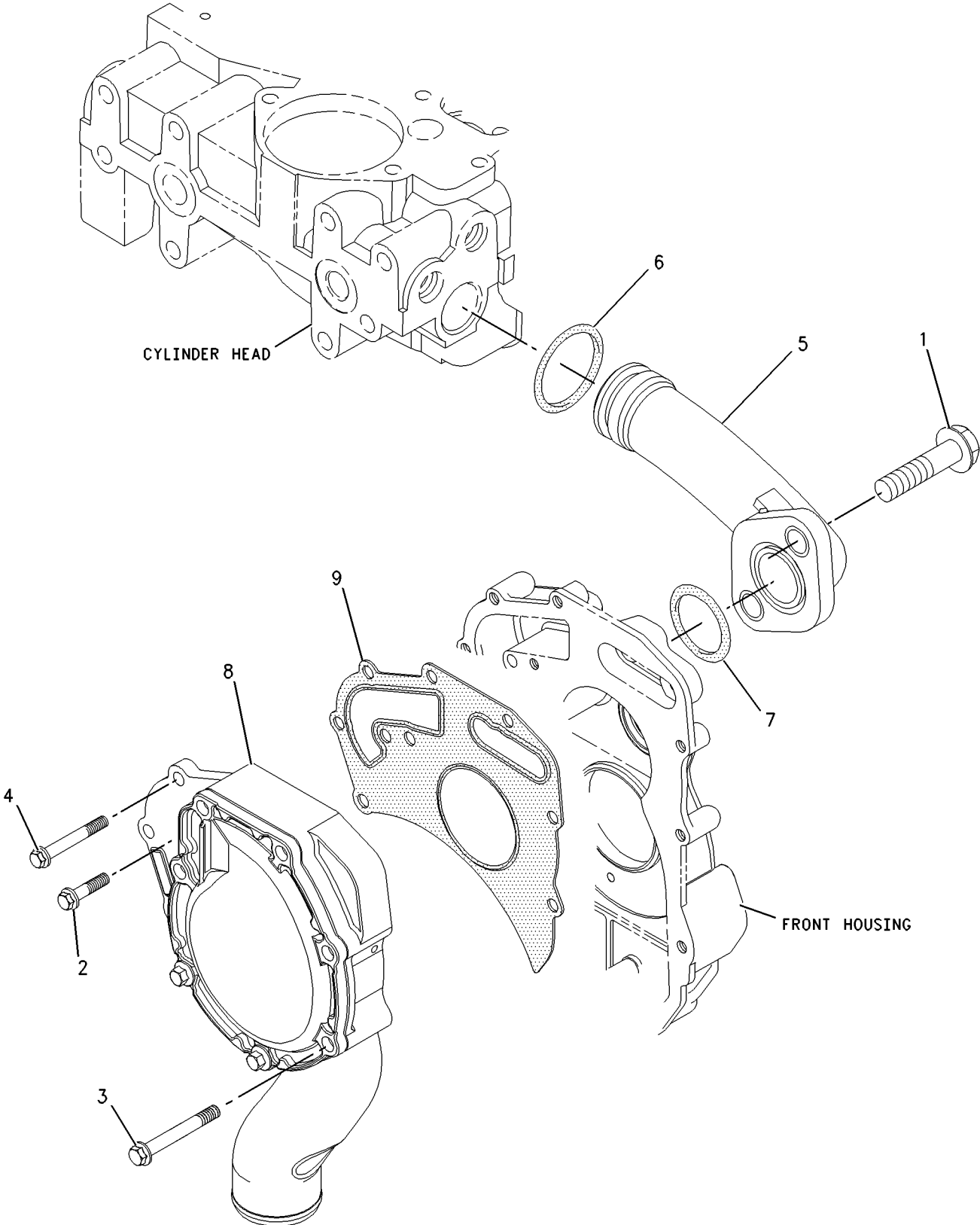
| NOTE | REF NO | GRAPHIC REF | PART NUMBER | QTY | PART NAME | | | | | | SEE PAGE |
|------|--------|-------------|-----------------|-----|--------------------------------|---|---|---|---|-------------------|----------|
| | | | | | 1 | 2 | 3 | 4 | 5 | 6 (PRODUCT LEVEL) | |
| | 1 | 1 | 6I-0217 | 2 | BOLT (M8X1.25X20-MM) | | | | | | |
| | 2 | 1 | 6I-0254 | 2 | BOLT (M8X1.25X30-MM) | | | | | | |
| M | 3 | 1 | 100-3751 | 5 | BOLT (M8X1.25X65-MM) | | | | | | |
| | 4 | 1 | 113-8129 | 2 | BOLT (M8X75-MM) | | | | | | |
| | 5 | 1 | 225-7741 | 1 | CONNECTION AS | | | | | | |
| | 6 | 1 | 225-7738 | 1 | SEAL-O-RING | | | | | | |
| | 7 | 1 | 225-7739 | 1 | SEAL-O-RING | | | | | | |
| | 8 | 1 | 225-8016 | 1 | PUMP GP-WATER | | | | | | |
| | | 1 | 286-3592 | 1 | PUMP-GEAR | | | | | | |
| | 9 | 1 | 225-8019 | 1 | GASKET | | | | | | |
| | | | | | AVAILABLE REPAIR KIT(S): | | | | | | |
| | | | 247-0144 | 1 | PUMP GP-WATER | | | | | | |
| | | | | | (INLCUDES 2 DIFFERENT GASKETS) | | | | | | |

M-METRIC PART

COOLING SYSTEM

230-7355 PUMP GP-WATER (contd.)

i02469863



GRAPHIC #1

<END>

g00912411

COOLING SYSTEM

210-5949 RADIATOR & OIL COOLER GP- HYDRAULIC, TRANSMISSION (CHG -03 THRU -07)

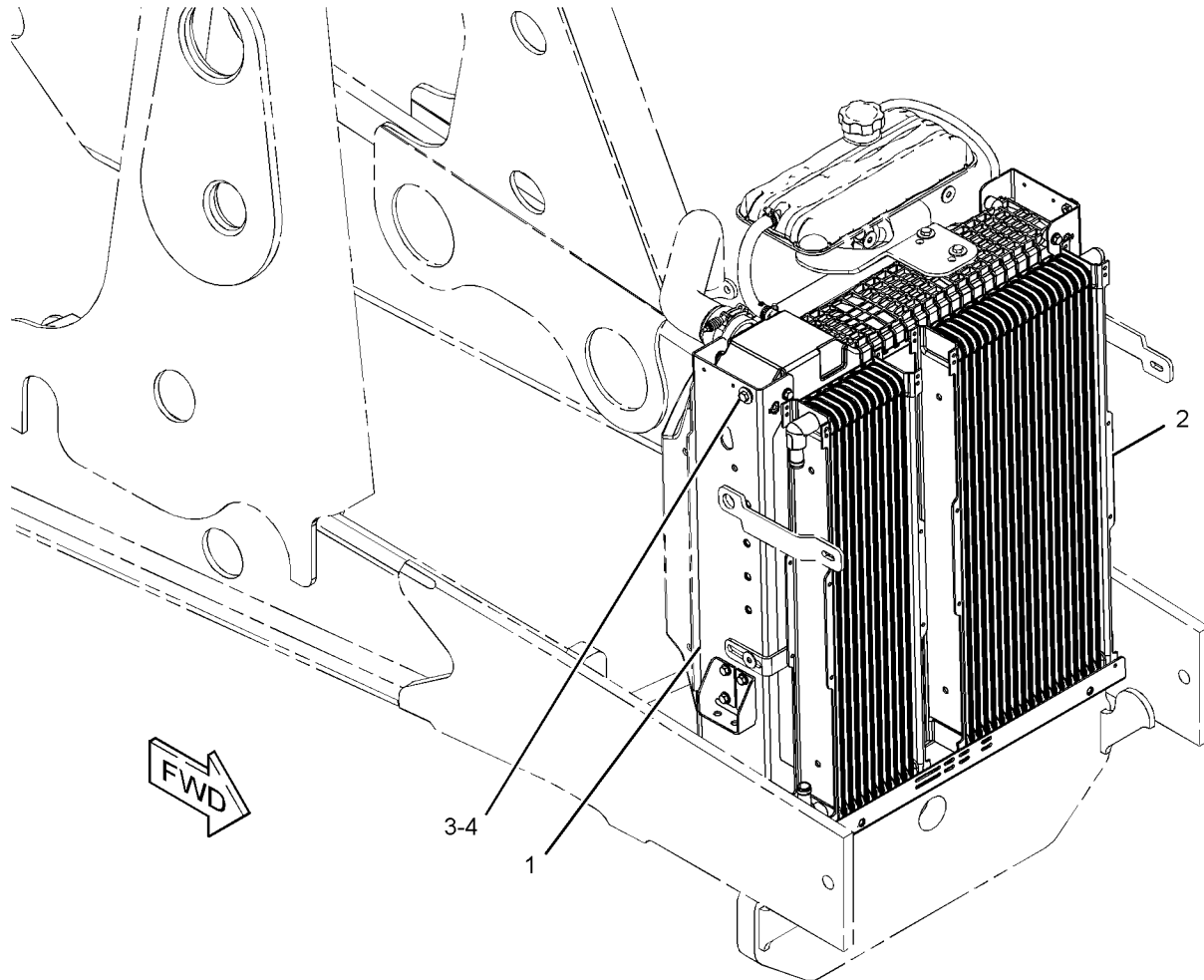
S/N: HLS1-UP
AN ATTACHMENT

SMCS-1351

i02454708

| NOTE | REF NO | GRAPHIC REF | PART NUMBER | QTY | PART NAME | | | | | | SEE PAGE |
|------|--------|-------------|-------------|-----|---|---|---|---|---|-------------------|----------|
| | | | | | 1 | 2 | 3 | 4 | 5 | 6 (PRODUCT LEVEL) | |
| | 1 | 1 | 210-5948 | 1 | RADIATOR GP | | | | | | |
| | | 1 | 1V-6585 | 1 | VALVE-SHUTOFF | | | | | | |
| | 2 | 1 | 210-5953 | 1 | COOLER AS-OIL (HYDRAULIC, TRANSMISSION) | | | | | | |
| | | 1 | 210-5954 | 1 | CORE AS-OIL COOLER (TRANSMISSION, 18-ROW) | | | | | | |
| | | 1 | 210-5955 | 1 | CORE AS-OIL COOLER (HYDRAULIC, 10-ROW) | | | | | | |
| | 3 | 1 | 8C-0572 | 2 | WASHER (8.8X25.5X2-MM THK) | | | | | | |
| M | 4 | 1 | 8T-4200 | 2 | BOLT (M8X1.25X16-MM) | | | | | | |

M-METRIC PART



GRAPHIC #1

<END>

g01195436

COOLING SYSTEM

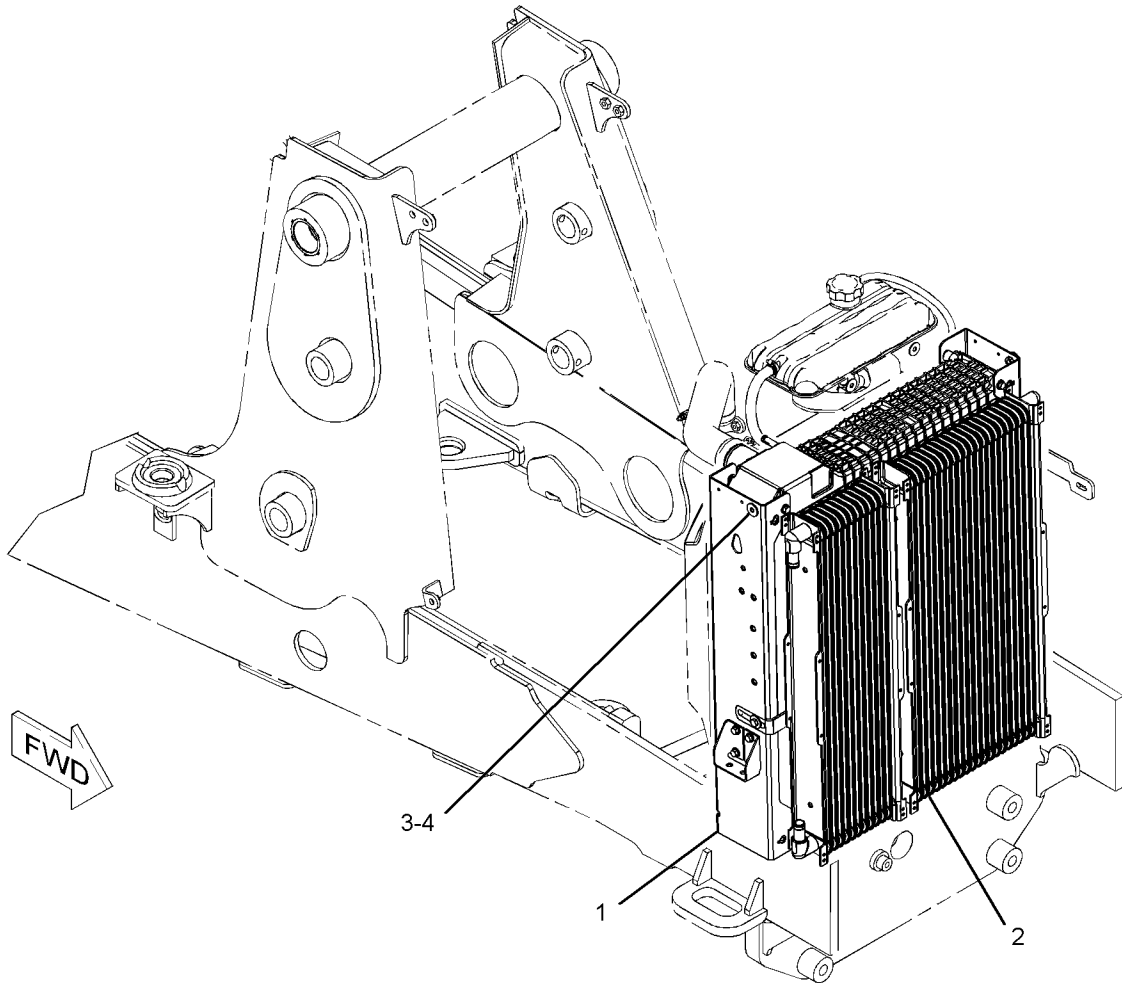
214-4749 RADIATOR & OIL COOLER GP- HYDRAULIC, TRANSMISSION (CHG -01 THRU -04) S/N: HLS1-UP AN ATTACHMENT

SMCS-1351

i02355834

| NOTE | REF NO | GRAPHIC REF | PART NUMBER | QTY | PART NAME | | | | | | SEE PAGE |
|------|--------|-------------|-------------|-----|---|---|---|---|---|-------------------|----------|
| | | | | | 1 | 2 | 3 | 4 | 5 | 6 (PRODUCT LEVEL) | |
| | 1 | 1 | 214-4740 | 2 | RADIATOR GP | | | | | | |
| | | | | | (EACH INCLUDES) | | | | | | |
| | | 1 | 1V-6585 | 1 | VALVE-SHUTOFF | | | | | | |
| | 2 | 1 | 214-4745 | 1 | COOLER AS-OIL (HYDRAULIC, TRANSMISSION) | | | | | | |
| | | 1 | 214-4746 | 1 | CORE AS-OIL COOLER (HYDRAULIC, 20-ROW) | | | | | | |
| | | 1 | 214-4747 | 1 | CORE AS-OIL COOLER (TRANSMISSION, 11-ROW) | | | | | | |
| | 3 | 1 | 8C-0572 | 2 | WASHER (8.8X25.5X2-MM THK) | | | | | | |
| M | 4 | 1 | 8T-4200 | 2 | BOLT (M8X1.25X16-MM) | | | | | | |

M-METRIC PART



GRAPHIC #1

<END>

g01205438

COOLING SYSTEM

214-7407 TANK GP-EXPANSION-COOLANT (CHG -04 THRU -06)

S/N: HLS1-UP

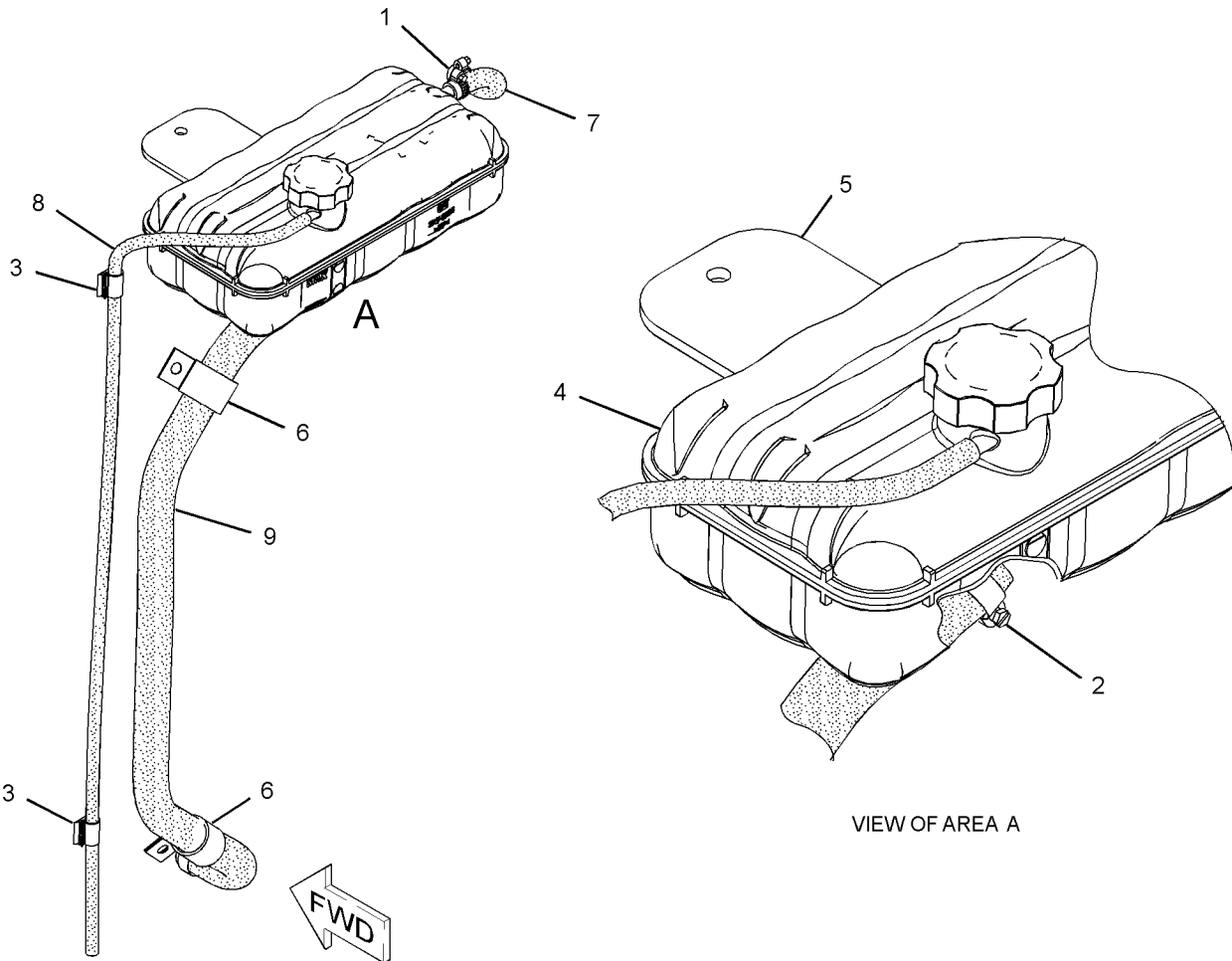
PART OF 210-5951 MOUNTING GP-RAD & OIL COOLER

SMCS-1354

i02369835

| NOTE | REF NO | GRAPHIC REF | PART NUMBER | QTY | PART NAME | | | | | | SEE PAGE |
|------|--------|-------------|-------------|-----|------------------------|---|---|---|---|-------------------|----------|
| | | | | | 1 | 2 | 3 | 4 | 5 | 6 (PRODUCT LEVEL) | |
| | 1 | 1 | 6S-8620 | 2 | CLAMP-HOSE | | | | | | |
| | 2 | 1 | 9M-7958 | 2 | CLAMP-HOSE | | | | | | |
| | 3 | 1 | 031-5644 | 2 | CLIP | | | | | | |
| | 4 | 1 | 247-1385 | 1 | TANK GP-COOLANT | | | | | | |
| | | 1 | 247-1384 | 1 | TANK AS-COOLANT | | | | | | |
| | | 1 | 251-3227 | 1 | CAP AS-RADIATOR | | | | | | |
| | 5 | 1 | 250-2314 | 1 | BRACKET AS | | | | | | |
| M | | 1 | 8T-3612 | 2 | NUT-WELD (M8X1.25-THD) | | | | | | |
| | 6 | 1 | 4D-7388 | 2 | CLIP | | | | | | |
| E | 7 | 1 | 9X-2133 | | HOSE (23-CM) | | | | | | |
| E | 8 | 1 | 8C-3681 | | HOSE (96-CM) | | | | | | |
| | 9 | 1 | 259-8417 | 1 | HOSE | | | | | | |

E-ORDER BY THE CENTIMETER
M-METRIC PART



GRAPHIC #1

<END>

g01183359

AIR INLET AND EXHAUST SYSTEM

224-9473 AIR CLEANER GP (CHG -01 THRU -06)

S/N: HLS1-UP

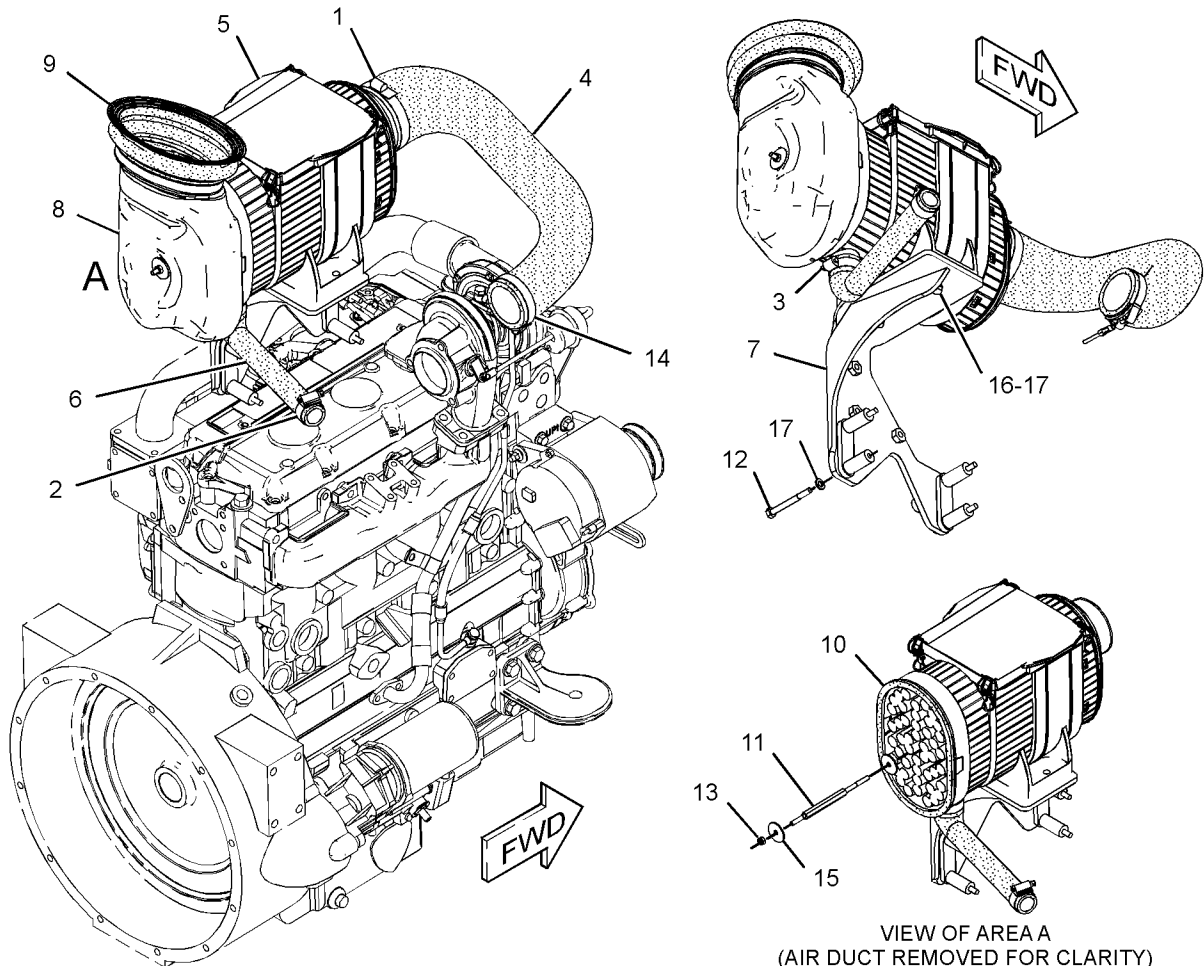
PART OF 214-6902 ENGINE AR

SMCS-1051, 1054

i02369731

| NOTE | REF NO | GRAPHIC REF | PART NUMBER | QTY | PART NAME | | | | | | SEE PAGE |
|------|--------|-------------|-------------|-----|--------------------------------|---|---|---|---|-------------------|----------|
| | | | | | 1 | 2 | 3 | 4 | 5 | 6 (PRODUCT LEVEL) | |
| | 1 | 1 | 8T-6726 | 1 | CLAMP-HOSE | | | | | | |
| | 2 | 1 | 110-2445 | 1 | CLAMP-HOSE | | | | | | |
| | 3 | 1 | 127-4471 | 1 | CLAMP-HOSE | | | | | | |
| | 4 | 1 | 223-8995 | 1 | HOSE | | | | | | |
| Y | 5 | 1 | 234-1981 | 1 | AIR CLEANER GP | | | | | | 56 |
| | 6 | 1 | 234-2622 | 1 | HOSE-AIR | | | | | | |
| | 7 | 1 | 238-9192 | 1 | PLATE AS | | | | | | |
| | 8 | 1 | 248-3231 | 1 | DUCT-AIR | | | | | | |
| | 9 | 1 | 249-5512 | 1 | SEAL | | | | | | |
| | 10 | 1 | 253-4137 | 1 | SEAL | | | | | | |
| | 11 | 1 | 253-4138 | 1 | STUD | | | | | | |
| M | 12 | 1 | 096-5866 | 4 | BOLT (M8X1.25X75-MM) | | | | | | |
| M | 13 | 1 | 129-3178 | 1 | LOCKNUT (M6X1-THD) | | | | | | |
| | 14 | 1 | 226-0449 | 1 | CLAMP-HOSE | | | | | | |
| | 15 | 1 | 7X-0586 | 2 | WASHER-HARD (M7.2X32X2-MM THK) | | | | | | |
| M | 16 | 1 | 8T-4189 | 2 | BOLT (M8X1.25X20-MM) | | | | | | |
| | 17 | 1 | 8T-4224 | 6 | WASHER-HARD (8.8X16X2-MM THK) | | | | | | |

M-METRIC PART
Y-SEPARATE ILLUSTRATION



GRAPHIC #1

<END>

g01183994

AIR INLET AND EXHAUST SYSTEM

234-1981 AIR CLEANER GP (CHG -00 THRU -02)

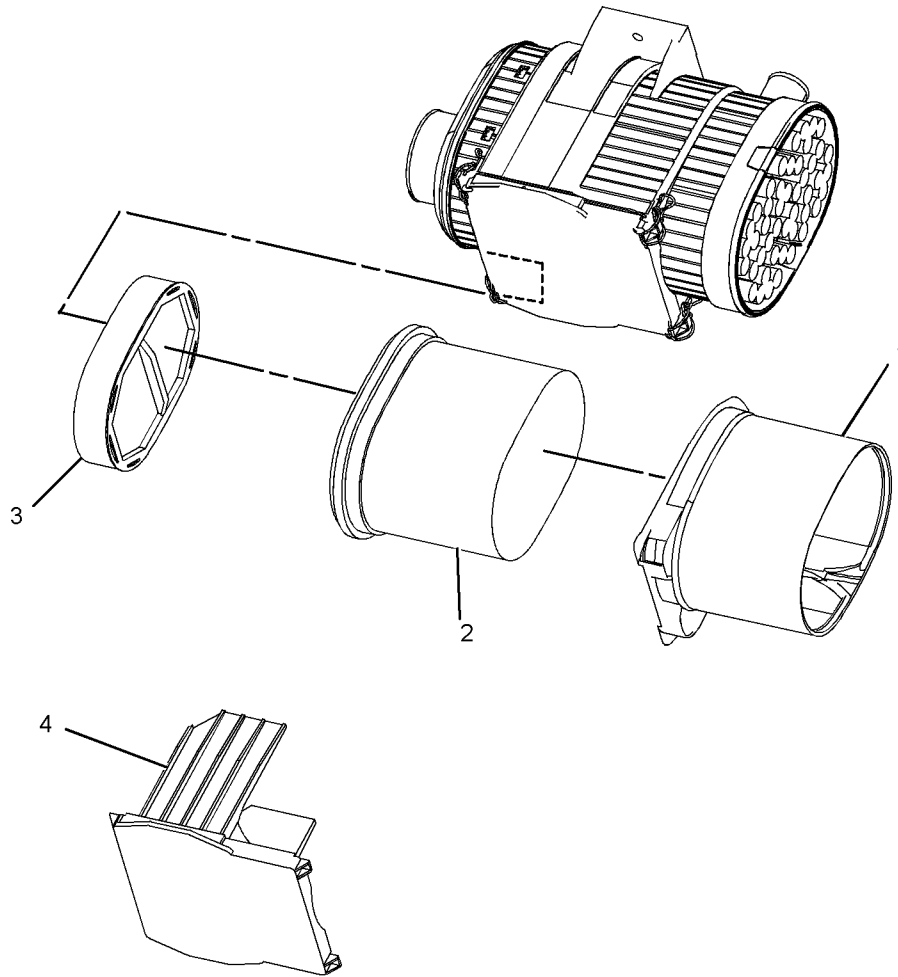
S/N: HLS1-UP

PART OF 224-9473 AIR CLEANER GP

SMCS-1051, 1054

i02249485

| NOTE | REF NO | GRAPHIC REF | PART NUMBER | QTY | PART NAME | | | | | | SEE PAGE |
|------|--------|-------------|-------------|-----|-----------------------------------|---|---|---|---|-------------------|----------|
| | | | | | 1 | 2 | 3 | 4 | 5 | 6 (PRODUCT LEVEL) | |
| | 1 | 1 | 262-9786 | 1 | FRAME | | | | | | |
| | 2 | 1 | 227-7448 | 1 | FILTER ELEMENT AS-AIR (PRIMARY) | | | | | | |
| | 3 | 1 | 227-7449 | 1 | FILTER ELEMENT AS-AIR (SECONDARY) | | | | | | |
| | 4 | 1 | 237-4157 | 1 | COVER | | | | | | |



GRAPHIC #1

<END>

g01134691

AIR INLET AND EXHAUST SYSTEM

255-2279 INDICATOR GP-AIR FILTER CHANGE (CHG -00, -01)

S/N: HLS1-UP

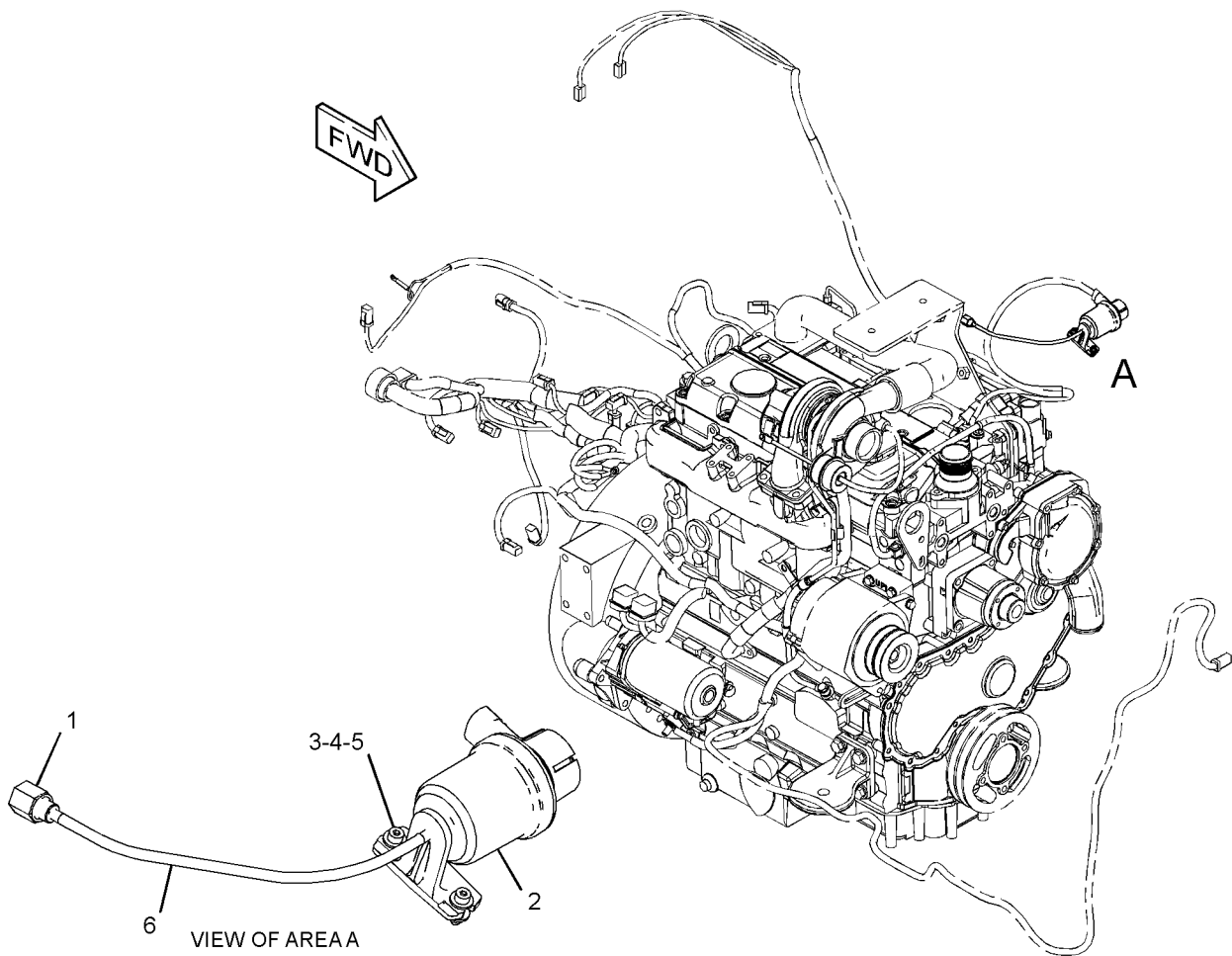
PART OF 269-2125, 269-2126, 269-2127 CAB AR, 269-2123, 269-2124 CANOPY AR
AN ATTACHMENT

SMCS-7452

i02446415

| NOTE | REF NO | GRAPHIC REF | PART NUMBER | QTY | PART NAME | | | | | | SEE PAGE |
|------|--------|-------------|-------------|-----|---------------------------------|---|---|---|---|-------------------|----------|
| | | | | | 1 | 2 | 3 | 4 | 5 | 6 (PRODUCT LEVEL) | |
| | 1 | 1 | 255-4692 | 1 | FITTING-HOSE | | | | | | |
| | 2 | 1 | 260-1336 | 1 | INDICATOR GP-FILTER CHANGE | | | | | | |
| | | 1 | 205-1627 | 1 | BRACKET | | | | | | |
| | | 1 | 260-3122 | 1 | INDICATOR-AIR FILTER SERVICE | | | | | | |
| | 3 | 1 | 4B-4863 | 4 | WASHER (4.7X11X1.2-MM THK) | | | | | | |
| M | 4 | 1 | 5C-8312 | 2 | NUT (M4X0.7-THD) | | | | | | |
| M | 5 | 1 | 8T-9405 | 2 | BOLT-SOCKET HEAD (M4X0.7X16-MM) | | | | | | |
| D | 6 | 1 | 6V-1363 | | HOSE (0.3-M) | | | | | | |

D-ORDER BY THE METER
M-METRIC PART



GRAPHIC #1

<END>

g01233668

AIR INLET AND EXHAUST SYSTEM

223-4960 MUFFLER GP (CHG -01 THRU -03)

S/N: HLS1-UP

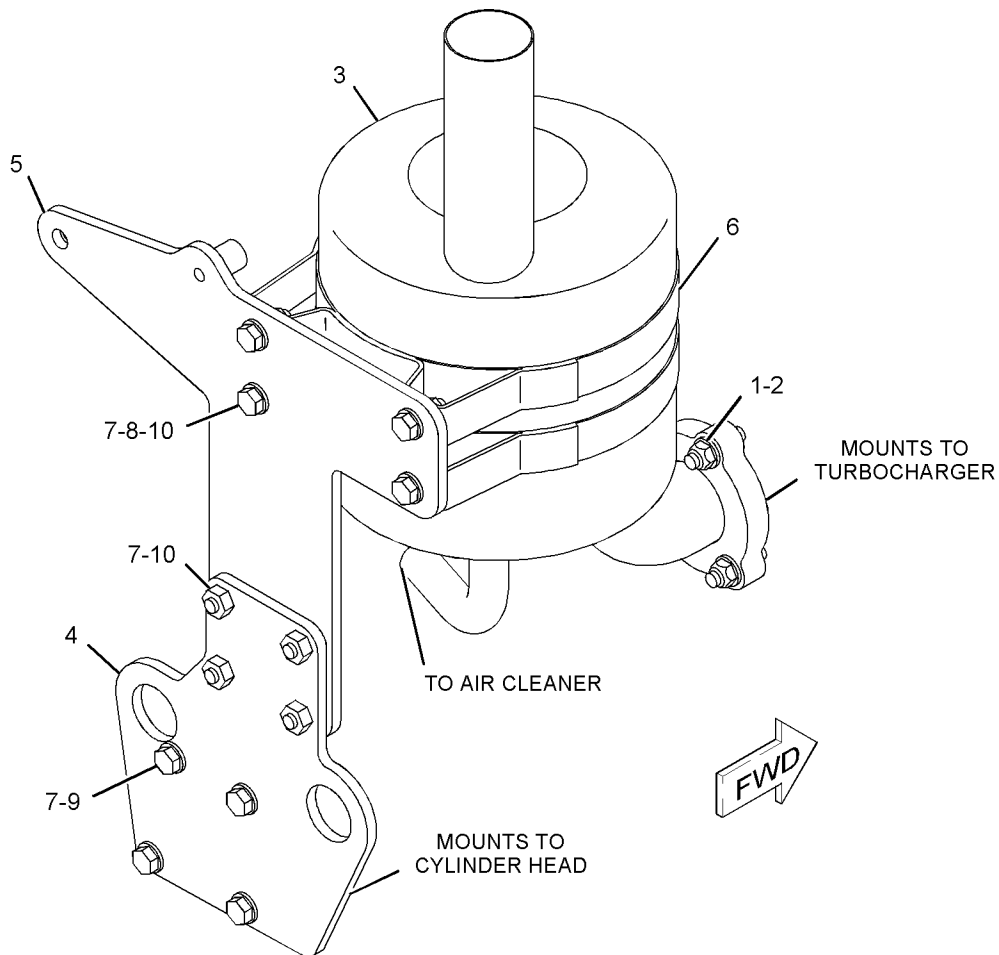
PART OF 214-6902 ENGINE AR

SMCS-1062

i02116934

| NOTE | REF NO | GRAPHIC REF | PART NUMBER | QTY | PART NAME | | | | | | SEE PAGE |
|------|--------|-------------|-----------------|-----|--------------------------------|---|---|---|---|-------------------|----------|
| | | | | | 1 | 2 | 3 | 4 | 5 | 6 (PRODUCT LEVEL) | |
| | 1 | 1 | 6I-0364 | 3 | STUD (M10X1.5X30-MM) | | | | | | |
| | 2 | 1 | 6I-0563 | 3 | NUT (M10X1.15-THD) | | | | | | |
| | 3 | 1 | 235-5363 | 1 | MUFFLER AS | | | | | | |
| | 4 | 1 | 237-0975 | 1 | PLATE AS | | | | | | |
| M | | 1 | 8T-3490 | | NUT-WELD (M10X1.5-THD) | | | | | | |
| | 5 | 1 | 247-4001 | 1 | PLATE AS | | | | | | |
| | 6 | 1 | 254-2187 | 2 | CLAMP AS | | | | | | |
| | 7 | 1 | 8T-4121 | 16 | WASHER-HARD (11X21X2.5-MM THK) | | | | | | |
| M | 8 | 1 | 8T-4133 | 4 | NUT (M10X1.5-THD) | | | | | | |
| M | 9 | 1 | 8T-4136 | 4 | BOLT (M10X1.5X25-MM) | | | | | | |
| M | 10 | 1 | 8T-4195 | 8 | BOLT (M10X1.5X30-MM) | | | | | | |

M-METRIC PART



GRAPHIC #1

<END>

g01078673

AIR INLET AND EXHAUST SYSTEM

285-0438 TURBOCHARGER GP (CHG DX00, DX01)

S/N: CRS1-UP

PART OF 273-3610 ENGINE AR

SMCS-1052, 1053

i02439110

| NOTE | REF NO | GRAPHIC REF | PART NUMBER | QTY | PART NAME | | | | | | SEE PAGE |
|------|--------|-------------|-----------------|-----|---------------------------------|---|---|---|---|-------------------|----------|
| | | | | | 1 | 2 | 3 | 4 | 5 | 6 (PRODUCT LEVEL) | |
| | 1 | 1 | 6I-0217 | 2 | BOLT (M8X1.25X20-MM) | | | | | | |
| | 2 | 1 | 6I-0254 | 4 | BOLT (M8X1.25X30-MM) | | | | | | |
| | 3 | 1 | 6I-0563 | 4 | NUT (M10X1.15-THD) | | | | | | |
| | 4 | 1 | 6I-0572 | 4 | BOLT (M8X1.25X20-MM) | | | | | | |
| | 5 | 1 | 106-8916 | 2 | BOLT (M6X16-MM) | | | | | | |
| | 6 | 1 | 141-1667 | 2 | CLAMP-HOSE | | | | | | |
| | 7 | 1 | 147-5553 | 4 | STUD | | | | | | |
| | 8 | 1 | 174-9638 | 8 | BOLT | | | | | | |
| | 9 | 1 | 194-5390 | 1 | GASKET-MANIFOLD | | | | | | |
| | 10 | 1 | 225-8533 | 1 | GASKET | | | | | | |
| | 11 | 1 | 225-8534 | 1 | GASKET | | | | | | |
| | 12 | 1 | 225-8536 | 1 | GASKET | | | | | | |
| | 13 | 1 | 285-0432 | 1 | BRACKET-SUPPORT | | | | | | |
| | 14 | 1 | 234-3030 | 1 | GASKET | | | | | | |
| | 15 | 1 | 237-2799 | 1 | TUBE AS | | | | | | |
| | 15A | 1 | 225-8524 | 2 | BOLT (M10X1X23-MM) | | | | | | |
| | 15B | 1 | 225-8526 | 4 | WASHER (10.4X13.75X1.37-MM THK) | | | | | | |
| | 16 | 1 | 237-3786 | 1 | TURBOCHARGER GP | | | | | | |
| | 17 | 1 | 237-3791 | 1 | TUBE AS | | | | | | |
| | 18 | 1 | 237-3794 | 1 | BOLT | | | | | | |
| | 19 | 1 | 237-3921 | 1 | CLIP | | | | | | |
| | 20 | 1 | 237-3922 | 1 | PIPE-EXHAUST | | | | | | |
| | 21 | 1 | 255-3447 | 1 | MANIFOLD-EXHAUST | | | | | | |
| | 22 | 1 | 263-5376 | 1 | HOSE | | | | | | |

FUEL SYSTEM

206-1640 CONTROL GP-GOVERNOR (CHG -01, -02)

S/N: HLS1-UP

PART OF 214-6902 ENGINE AR

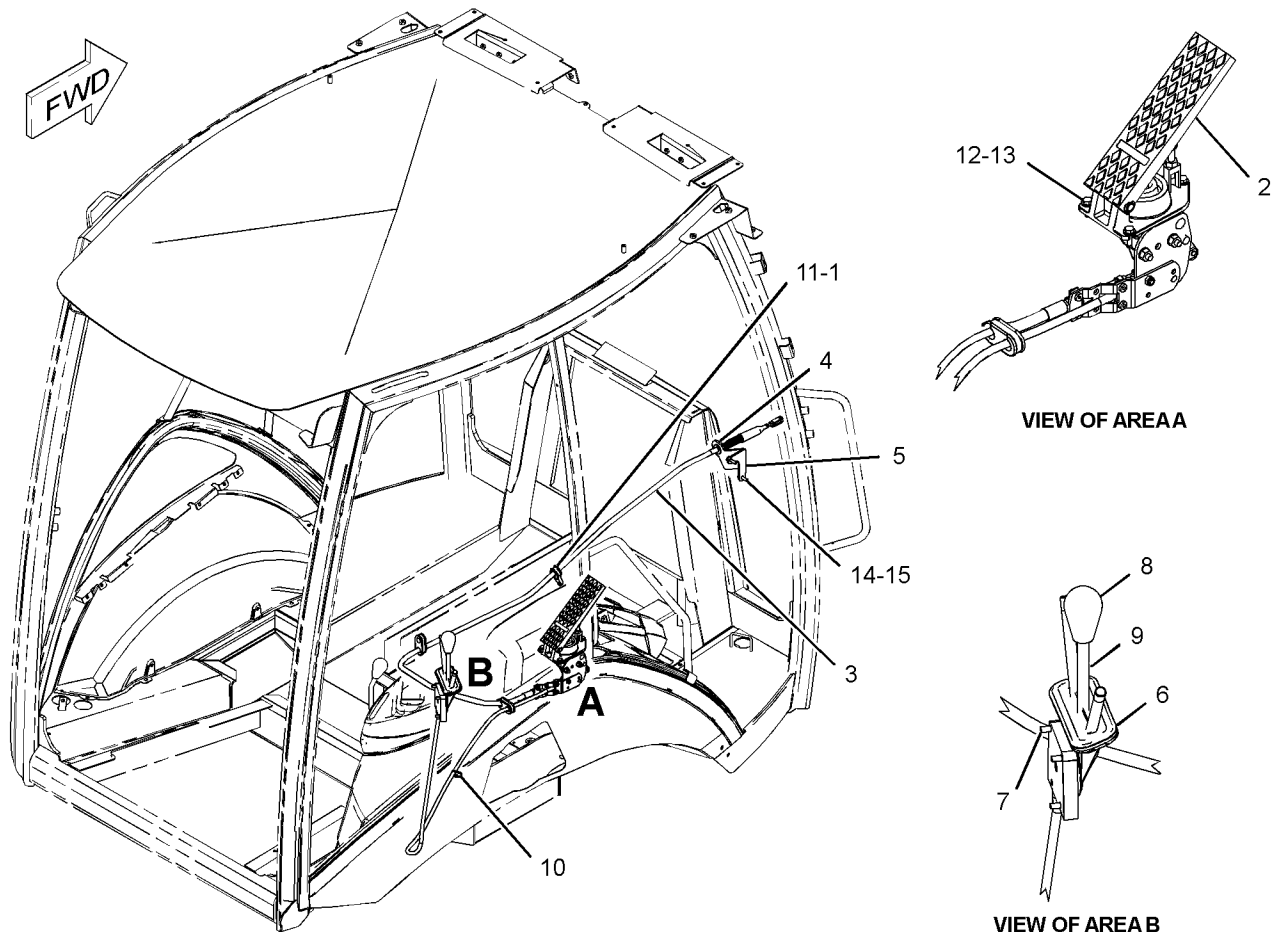
SMCS - 1265

i02369708

| NOTE | REF NO | GRAPHIC REF | PART NUMBER | QTY | PART NAME | | | | | | SEE PAGE |
|------|--------|-------------|-------------|-----|---------------------------------|---|---|---|---|-------------------|----------|
| | | | | | 1 | 2 | 3 | 4 | 5 | 6 (PRODUCT LEVEL) | |
| | 1 | 1 | 151-4841 | 3 | BLOCK | | | | | | |
| Y | 2 | 1 | 209-3378 | 1 | PEDAL GP-GOVERNOR | | | | | | 605 |
| | 3 | 1 | 235-0128 | 1 | CABLE AS | | | | | | |
| | 4 | 1 | 239-1434 | 1 | PLATE | | | | | | |
| | 5 | 1 | 239-1435 | 1 | BRACKET AS | | | | | | |
| | 6 | 1 | 248-2707 | 1 | GROMMET | | | | | | |
| M | 7 | 1 | 119-5025 | 3 | SCREW-FLAT HEAD (M6X1X25-MM) | | | | | | |
| | 8 | 1 | 164-1395 | 1 | KNOB | | | | | | |
| Y | 9 | 1 | 209-3367 | 1 | LEVER GP-GOVERNOR | | | | | | 594 |
| | 10 | 1 | 3S-2093 | 1 | STRAP-CABLE | | | | | | |
| | 11 | 1 | 7K-1181 | 3 | STRAP-CABLE | | | | | | |
| M | 12 | 1 | 8T-4138 | 3 | BOLT (M6X1X20-MM) | | | | | | |
| | 13 | 1 | 8T-4205 | 3 | WASHER-HARD (7.2X14.5X2-MM THK) | | | | | | |
| | 14 | 1 | 8T-4224 | 4 | WASHER-HARD (8.8X16X2-MM THK) | | | | | | |
| M | 15 | 1 | 8T-4908 | 4 | BOLT (M8X1.25X25-MM) | | | | | | |

M-METRIC PART

Y-SEPARATE ILLUSTRATION



GRAPHIC #1

<END>

g01183916

FUEL SYSTEM

247-5361 LINES GP-FUEL (CHG -01, -02)

S/N: HLS1-UP

PART OF 214-6902 ENGINE AR

SMCS-1274

i02204300

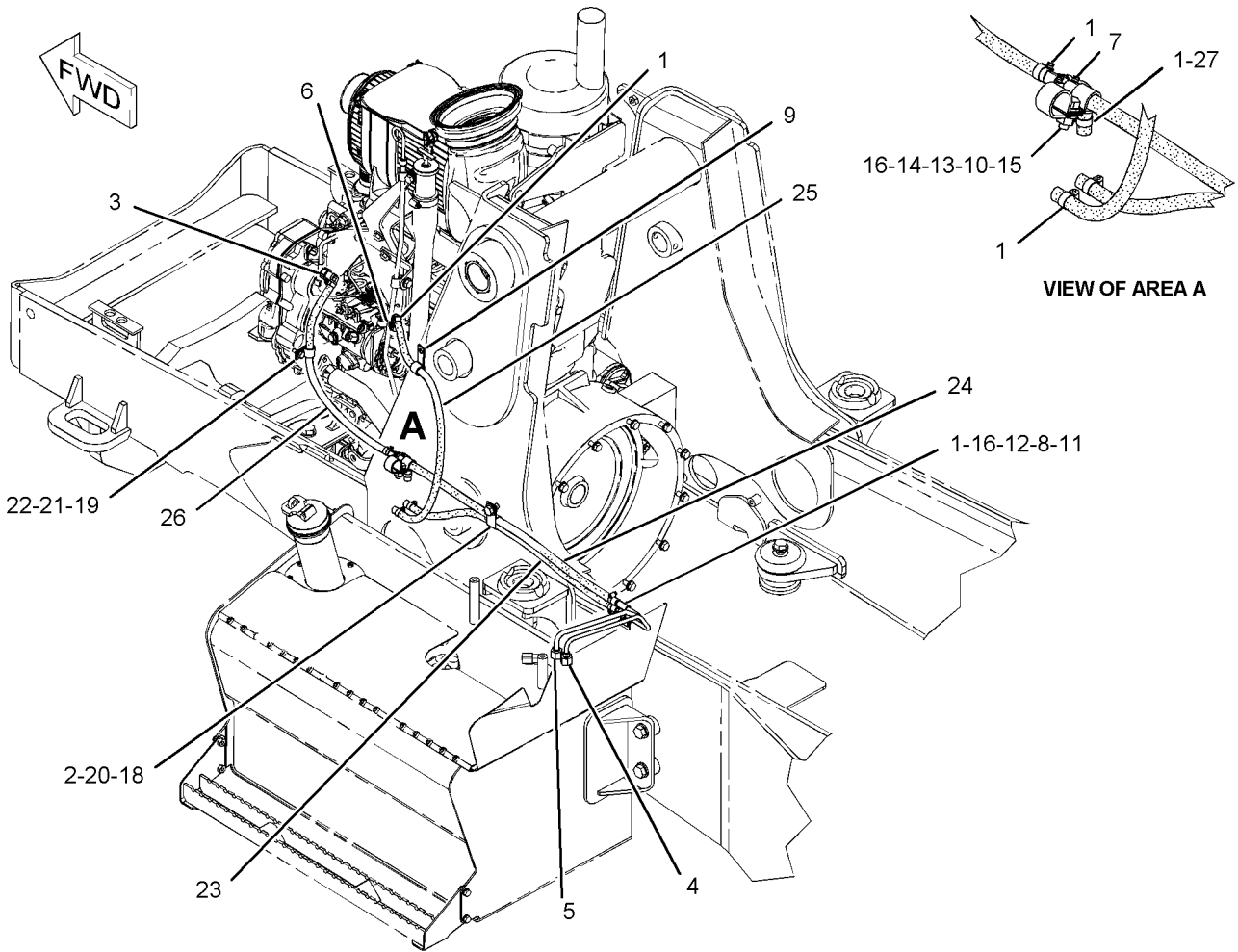
| NOTE | REF NO | GRAPHIC REF | PART NUMBER | QTY | PART NAME | | | | | | SEE PAGE |
|------|--------|-------------|-----------------|-----|-----------------------------------|---|---|---|---|-------------------|----------|
| | | | | | 1 | 2 | 3 | 4 | 5 | 6 (PRODUCT LEVEL) | |
| | 1 | 1 | 1P-4278 | 10 | CLAMP-HOSE | | | | | | |
| | 2 | 1 | 4D-6988 | 1 | CLIP | | | | | | |
| | 3 | 1 | 215-9515 | 1 | CONNECTOR-HOSE (QUICK DISCONNECT) | | | | | | |
| | 4 | 1 | 216-6891 | 1 | TUBE AS | | | | | | |
| | 5 | 1 | 216-6892 | 1 | TUBE AS | | | | | | |
| | 6 | 1 | 224-5917 | 1 | CONNECTOR-SPECIAL | | | | | | |
| | 7 | 1 | 241-4275 | 1 | TEE-SPECIAL | | | | | | |
| | 8 | 1 | 5P-9085 | 1 | CLIP | | | | | | |
| | 9 | 1 | 6K-8178 | 1 | CLIP | | | | | | |
| | 10 | 1 | 7C-4354 | 1 | CLIP | | | | | | |
| | 11 | 1 | 7N-3718 | 1 | CLIP | | | | | | |
| | 12 | 1 | 7X-7729 | 1 | WASHER (11X25X3-MM THK) | | | | | | |
| | 13 | 1 | 8M-2773 | 1 | CLIP | | | | | | |
| | 14 | 1 | 8T-4121 | 2 | WASHER-HARD (11X21X2.5-MM THK) | | | | | | |
| M | 15 | 1 | 8T-4133 | 1 | NUT (M10X1.5-THD) | | | | | | |
| M | 16 | 1 | 8T-4136 | 2 | BOLT (M10X1.5X25-MM) | | | | | | |
| M | 18 | 1 | 8T-4179 | 1 | BOLT (M12X1.75X20-MM) | | | | | | |
| M | 19 | 1 | 8T-4189 | 1 | BOLT (M8X1.25X20-MM) | | | | | | |
| | 20 | 1 | 8T-4223 | 1 | WASHER-HARD (13.5X25.5X3-MM THK) | | | | | | |
| | 21 | 1 | 8T-4224 | 1 | WASHER-HARD (8.8X16X2-MM THK) | | | | | | |
| | 22 | 1 | 9M-8406 | 1 | CLIP | | | | | | |
| | 23 | 1 | 5P-1442 | | HOSE (77-CM) | | | | | | |
| | 24 | 1 | 5P-1420 | | HOSE (76-CM) | | | | | | |
| | 25 | 1 | 5P-1420 | | HOSE (59-CM) | | | | | | |
| | 26 | 1 | 5P-1420 | | HOSE (55-CM) | | | | | | |
| | 27 | 1 | 5P-1420 | | HOSE (14-CM) | | | | | | |

M-METRIC PART

FUEL SYSTEM

247-5361 LINES GP-FUEL (contd.)

i02204300



GRAPHIC #1

<END>

g01113499

FUEL SYSTEM

247-4885 LINES GP-FUEL FILTER (CHG -00, -01)

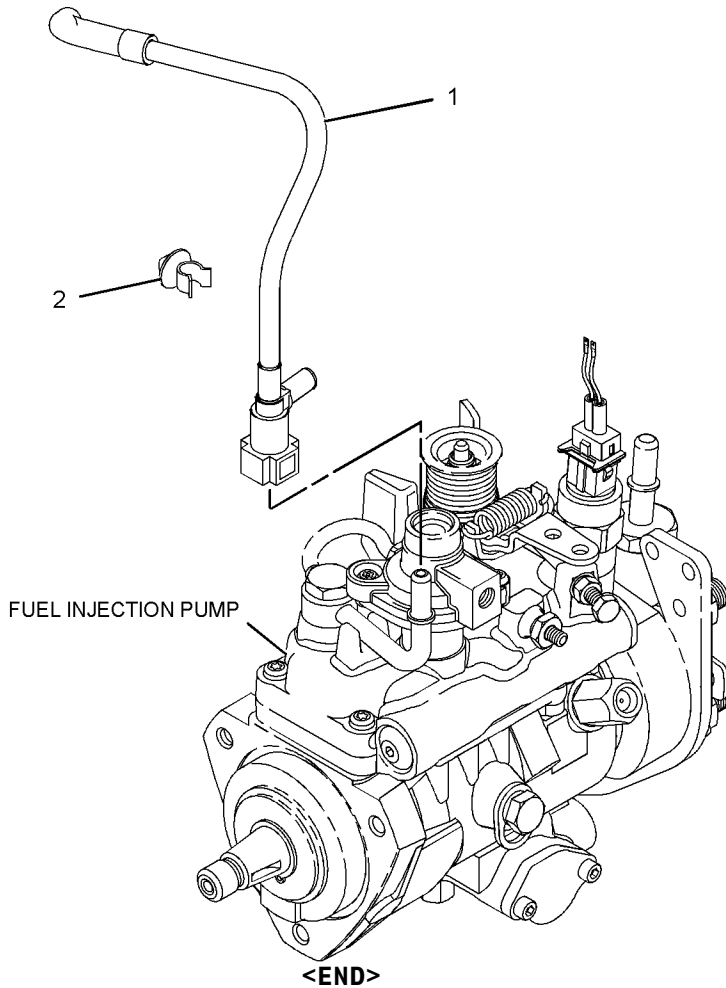
S/N: CRS1-UP

PART OF 273-3610 ENGINE AR

SMCS-1261, 1274

i02225715

| NOTE | REF NO | GRAPHIC REF | PART NUMBER | QTY | PART NAME | | | | | | SEE PAGE |
|------|--------|-------------|-------------|-----|-----------|---|---|---|---|-------------------|----------|
| | | | | | 1 | 2 | 3 | 4 | 5 | 6 (PRODUCT LEVEL) | |
| | 1 | 1 | 247-4884 | 1 | TUBE AS | | | | | | |
| | 2 | 1 | 232-3126 | 1 | CLIP | | | | | | |



GRAPHIC #1

g01123693

FUEL SYSTEM

277-5188 PUMP GP-FUEL INJECTION (CHG -00)

S/N: CRS1-UP

PART OF 273-3610 ENGINE AR

SMCS-1251, 1290

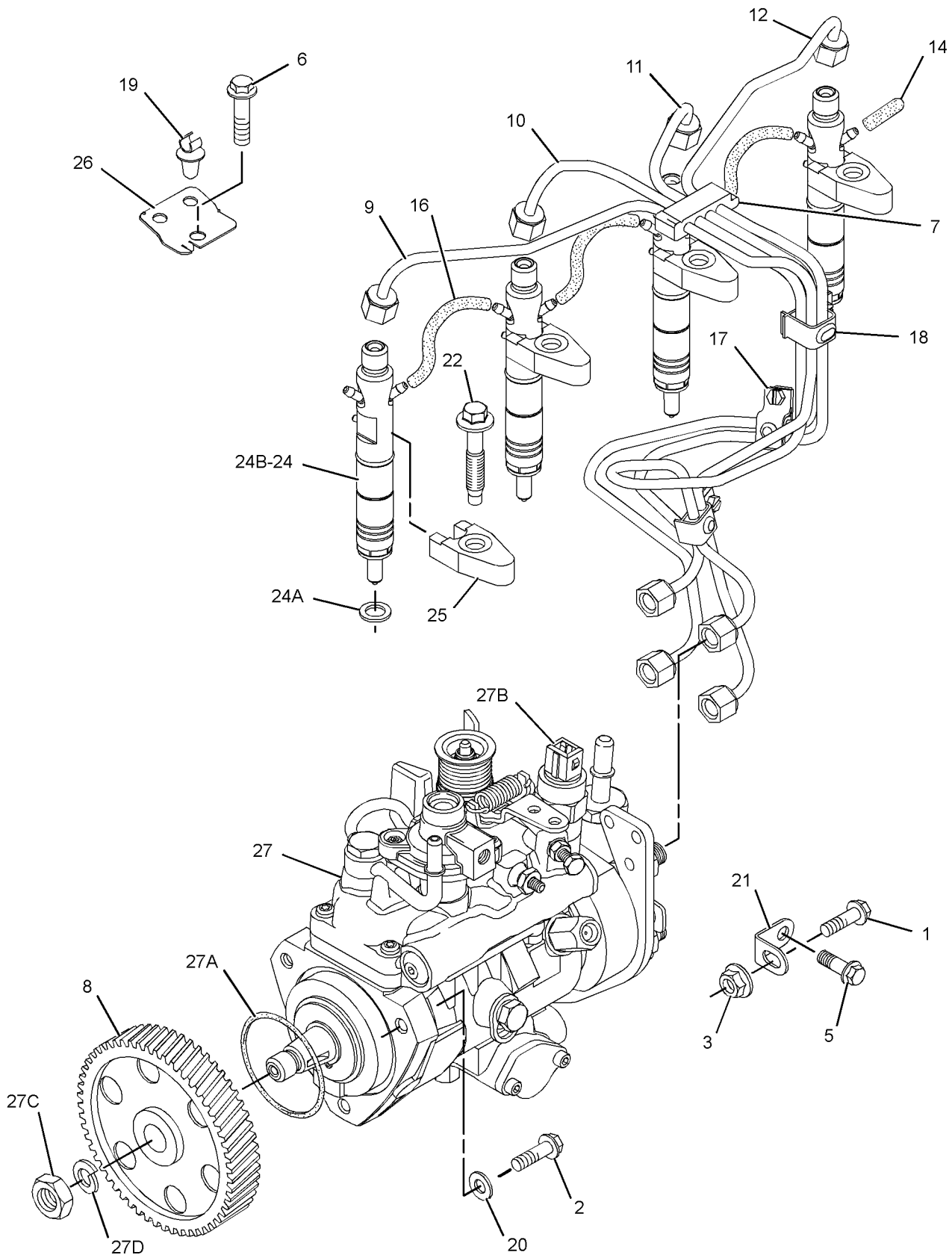
i02437684

| NOTE | REF NO | GRAPHIC REF | PART NUMBER | QTY | PART NAME | | | | | | SEE PAGE |
|------|--------|-------------|-------------|-----|--|---|---|---|---|-------------------|----------|
| | | | | | 1 | 2 | 3 | 4 | 5 | 6 (PRODUCT LEVEL) | |
| | 1 | 1 | 6I-0217 | 1 | BOLT (M8X1.25X20-MM) | | | | | | |
| | 2 | 1 | 6I-0260 | 3 | BOLT (M8X1.25X25-MM) | | | | | | |
| | 3 | 1 | 6I-0291 | 1 | NUT (M8X1.25-THD) | | | | | | |
| | 4 | 2 | 9F-2247 | 1 | PLUG-PIPE | | | | | | |
| | 5 | 1 | 100-4830 | 1 | BOLT (M10X1.5X20-MM) | | | | | | |
| | 6 | 1 | 124-3815 | 1 | BOLT (M8X16X1.25-MM) | | | | | | |
| | 7 | 1 | 140-8714 | 1 | CLIP | | | | | | |
| | 8 | 1 | 230-8989 | 1 | GEAR-FUEL PUMP | | | | | | |
| | 9 | 1 | 230-8995 | 1 | TUBE AS (CYL NO.1) | | | | | | |
| | 10 | 1 | 230-8996 | 1 | TUBE AS (CYL NO.2) | | | | | | |
| | 11 | 1 | 230-8997 | 1 | TUBE AS (CYL NO.3) | | | | | | |
| | 12 | 1 | 230-8998 | 1 | TUBE AS (CYL NO.4) | | | | | | |
| | 13 | 2 | 232-1323 | 1 | PLUG-CUP | | | | | | |
| | 14 | 1 | 232-1328 | 1 | CAP | | | | | | |
| | 15 | 2 | 232-1793 | 1 | CABLE (TIMING ADVANCE SWITCH) | | | | | | |
| | 16 | 1 | 232-1794 | 3 | HOSE | | | | | | |
| | 17 | 1 | 232-2725 | 2 | CLIP | | | | | | |
| | 18 | 1 | 232-2726 | 1 | CLIP | | | | | | |
| | 19 | 1 | 232-3126 | 1 | CLIP | | | | | | |
| | 20 | 1 | 232-3149 | 3 | WASHER (8.35X16.85X1.55-MM THK) | | | | | | |
| | 21 | 1 | 232-3157 | 1 | BRACKET | | | | | | |
| | 22 | 1 | 232-3274 | 4 | BOLT (M8X1.25X48.1-MM) | | | | | | |
| | 23 | 2 | 235-1790 | 1 | SWITCH-TEMPERATURE (TIMING ADVANCE) | | | | | | |
| | 24 | 1 | 236-1674 | 4 | INJECTOR AS-FUEL | | | | | | |
| | | | | | (EACH INCLUDES) | | | | | | |
| | 24A | 1 | 140-8718 | 1 | WASHER | | | | | | |
| | 24B | 1 | 236-1673 | 1 | NOZZLE | | | | | | |
| | 25 | 1 | 238-8671 | 4 | CLAMP-INJECTOR | | | | | | |
| | 26 | 1 | 240-5571 | 1 | BRACKET | | | | | | |
| | 27 | 1 | 249-9226 | 1 | PUMP GP-FUEL INJECTION | | | | | | |
| | 27A | 1 | 152-3968 | 1 | SEAL-O-RING | | | | | | |
| | 27B | 1 | 176-6219 | 1 | VALVE GP-SOLENOID (12-VOLT) (FUEL SHUTOFF) | | | | | | |
| | 27C | 1 | 111-3422 | 1 | NUT | | | | | | |
| | 27D | 1 | 111-3423 | 1 | WASHER | | | | | | |

FUEL SYSTEM

277-5188 PUMP GP-FUEL INJECTION (contd.)

i02437684



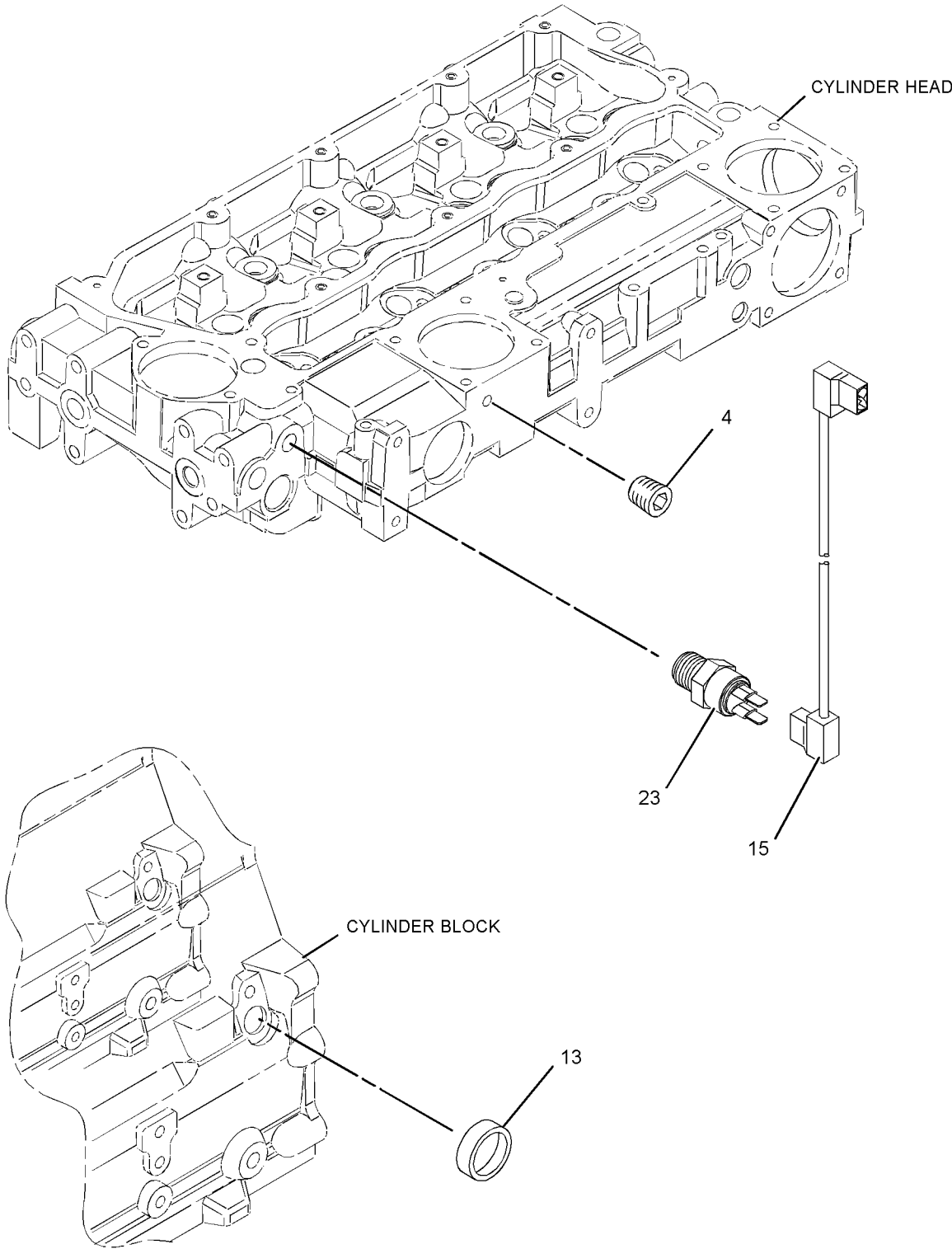
GRAPHIC #1

g01221124

FUEL SYSTEM

277-5188 PUMP GP-FUEL INJECTION (contd.)

i02437684



GRAPHIC #2

<END>

g01221125

FUEL SYSTEM

228-9129 PUMP GP-FUEL PRM & PRIM FILTER- WITH WATER SEPARATOR (CHG -00, -01)

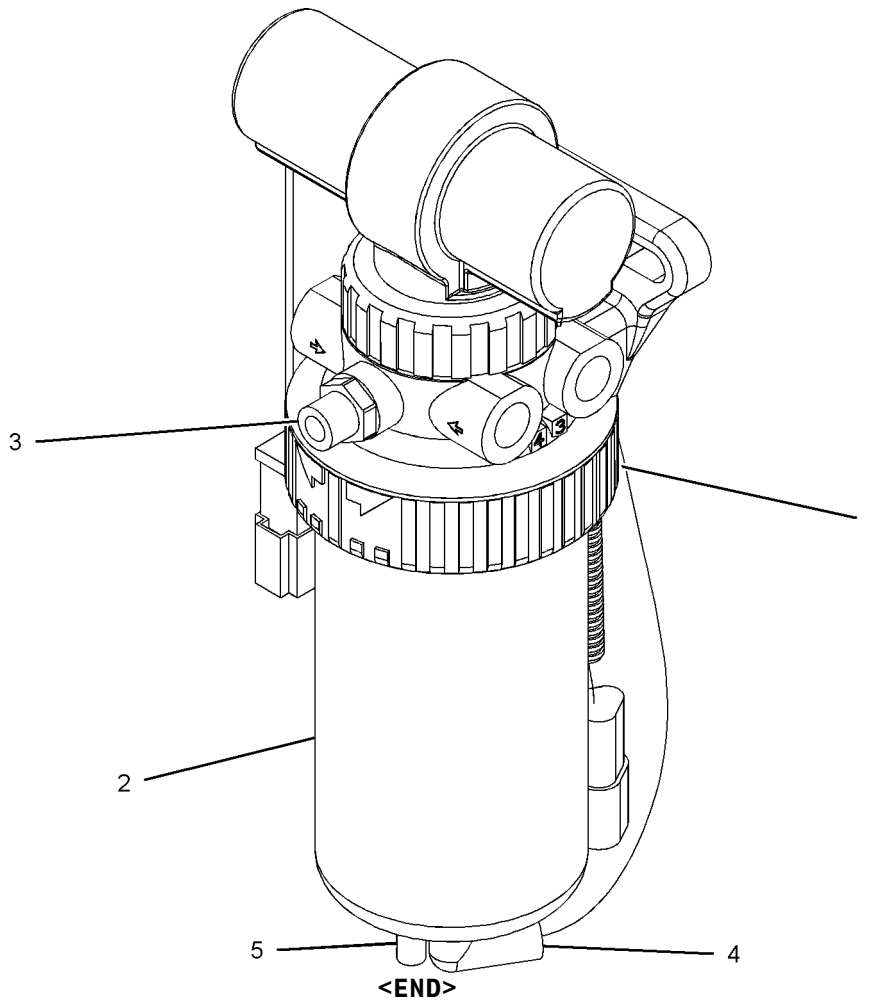
S/N: HLS1-UP

PART OF 253-0352 PUMP GP-FUEL PRM & PRIM FILTER

SMCS-1258, 1260, 1261

i02249241

| NOTE | REF NO | GRAPHIC REF | PART NUMBER | QTY | PART NAME | | | | | | SEE PAGE |
|------|--------|-------------|-------------|-----|--------------------------------------|---|---|---|---|-------------------|----------|
| | | | | | 1 | 2 | 3 | 4 | 5 | 6 (PRODUCT LEVEL) | |
| | 1 | 1 | 118-8118 | 1 | RING-RETAINING | | | | | | |
| | 2 | 1 | 228-9130 | 1 | FILTER AS-WATER SEP & FUEL | | | | | | |
| | 3 | 1 | 228-9132 | 1 | FITTING | | | | | | |
| | 4 | 1 | 193-0618 | 1 | SENSOR GP-MOISTURE (WATER SEPARATOR) | | | | | | |
| | 5 | 1 | 149-9954 | 1 | DRAIN AS (WATER SEPARATOR) | | | | | | |



GRAPHIC #1

g01093427

FUEL SYSTEM

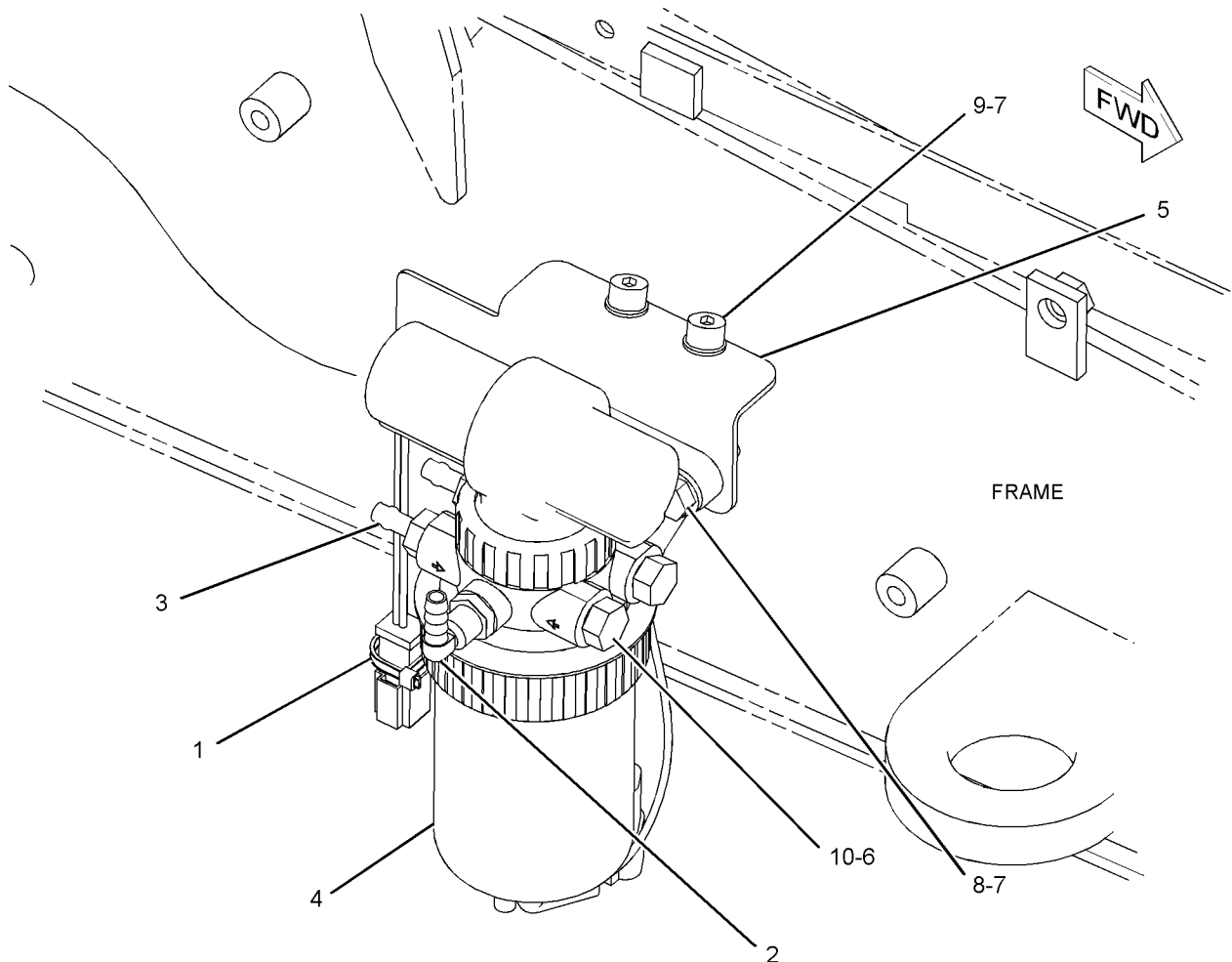
253-0352 PUMP GP-FUEL PRM & PRIM FILTER- WITH MOUNTING (CHG -00) S/N: HLS1-UP PART OF 214-6902 ENGINE AR

SMCS-1258, 1260, 1261

i02206625

| NOTE | REF NO | GRAPHIC REF | PART NUMBER | QTY | PART NAME | | | | | | SEE PAGE |
|------|--------|-------------|-----------------|-----|---|---|---|---|---|-------------------|----------|
| | | | | | 1 | 2 | 3 | 4 | 5 | 6 (PRODUCT LEVEL) | |
| | 1 | 1 | 3S-2093 | 1 | STRAP-CABLE | | | | | | |
| | 2 | 1 | 069-4080 | 1 | FITTING | | | | | | |
| | 3 | 1 | 165-7951 | 2 | CONNECTOR AS | | | | | | |
| | | | | | (EACH INCLUDES) | | | | | | |
| | | 1 | 3J-1907 | 1 | SEAL-O-RING | | | | | | |
| | | 1 | 157-1669 | 1 | CONNECTOR | | | | | | |
| Y | 4 | 1 | 228-9129 | 1 | PUMP GP-FUEL PRM & PRIM FILTER (WITH WATER SEPARATOR) | | | | | | 68 |
| | 5 | 1 | 253-0354 | 1 | BRACKET AS | | | | | | |
| M | | 1 | 6V-9632 | 1 | NUT-WELD (M6X1-THD) | | | | | | |
| M | | 1 | 8T-3490 | 2 | NUT-WELD (M10X1.5-THD) | | | | | | |
| | 6 | 1 | 3J-1907 | 2 | SEAL-O-RING | | | | | | |
| | 7 | 1 | 8T-4121 | 4 | WASHER-HARD (11X21X2.5-MM THK) | | | | | | |
| M | 8 | 1 | 8T-4196 | 2 | BOLT (M10X1.5X35-MM) | | | | | | |
| M | 9 | 1 | 8T-8894 | 2 | BOLT-SOCKET HEAD (M10X1.5X20-MM) | | | | | | |
| | 10 | 1 | 9S-4191 | 2 | PLUG-O RING | | | | | | |

M-METRIC PART
Y-SEPARATE ILLUSTRATION



GRAPHIC #1

<END>

g01078481

FUEL SYSTEM

245-6098 TANK & MTG GP-FUEL-INCLUDES STEP

(CHG -00 THRU -02)

S/N: HLS1-UP

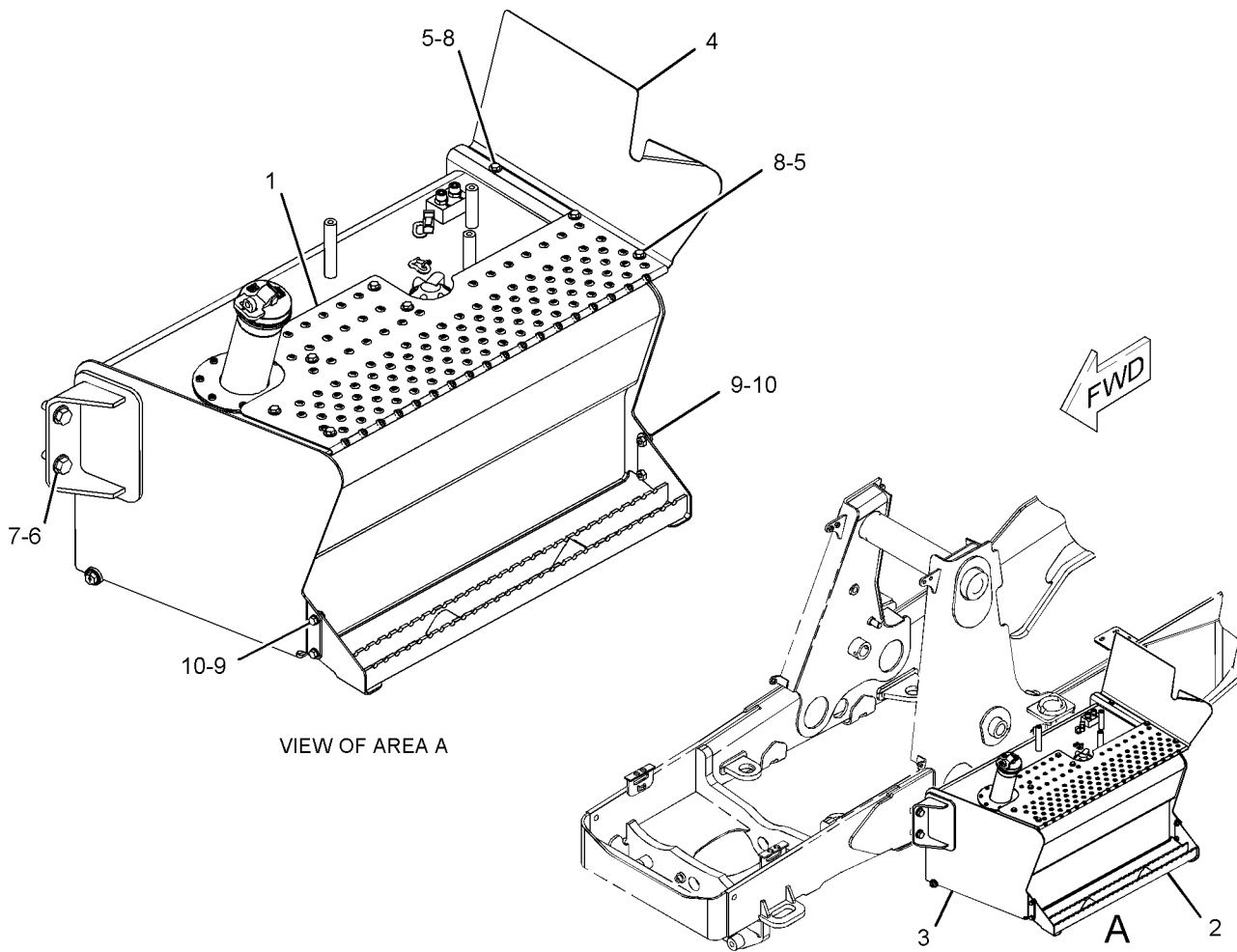
PART OF 213-9287 CHASSIS AR

SMCS-1273

i02431123

| NOTE | REF NO | GRAPHIC REF | PART NUMBER | QTY | PART NAME | | | | | | SEE PAGE |
|------|--------|-------------|-------------|-----|---------------------------------|---|---|---|---|-------------------|----------|
| | | | | | 1 | 2 | 3 | 4 | 5 | 6 (PRODUCT LEVEL) | |
| | 1 | 1 | 245-6101 | 1 | TREAD | | | | | | |
| | 2 | 1 | 245-6103 | 1 | STEP AS | | | | | | |
| Y | 3 | 1 | 245-6104 | 1 | TANK GP-FUEL | | | | | | 71 |
| | 4 | 1 | 245-6108 | 1 | PLATE AS | | | | | | |
| | 5 | 1 | 5P-4116 | 7 | WASHER-HARD (8.8X20.5X2-MM THK) | | | | | | |
| M | 6 | 1 | 8T-4193 | 4 | BOLT (M16X2X50-MM) | | | | | | |
| M | 7 | 1 | 8T-4122 | 4 | WASHER-HARD (17X32X3.5-MM THK) | | | | | | |
| M | 8 | 1 | 8T-4189 | 7 | BOLT (M8X1.25X20-MM) | | | | | | |
| M | 9 | 1 | 8T-4200 | 4 | BOLT (M8X1.25X16-MM) | | | | | | |
| | 10 | 1 | 8T-4224 | 4 | WASHER-HARD (8.8X16X2-MM THK) | | | | | | |

M-METRIC PART
Y-SEPARATE ILLUSTRATION



GRAPHIC #1

<END>

g01077507

FUEL SYSTEM

245-6104 TANK GP-FUEL (CHG -00 THRU -02)

S/N: HLS1-UP

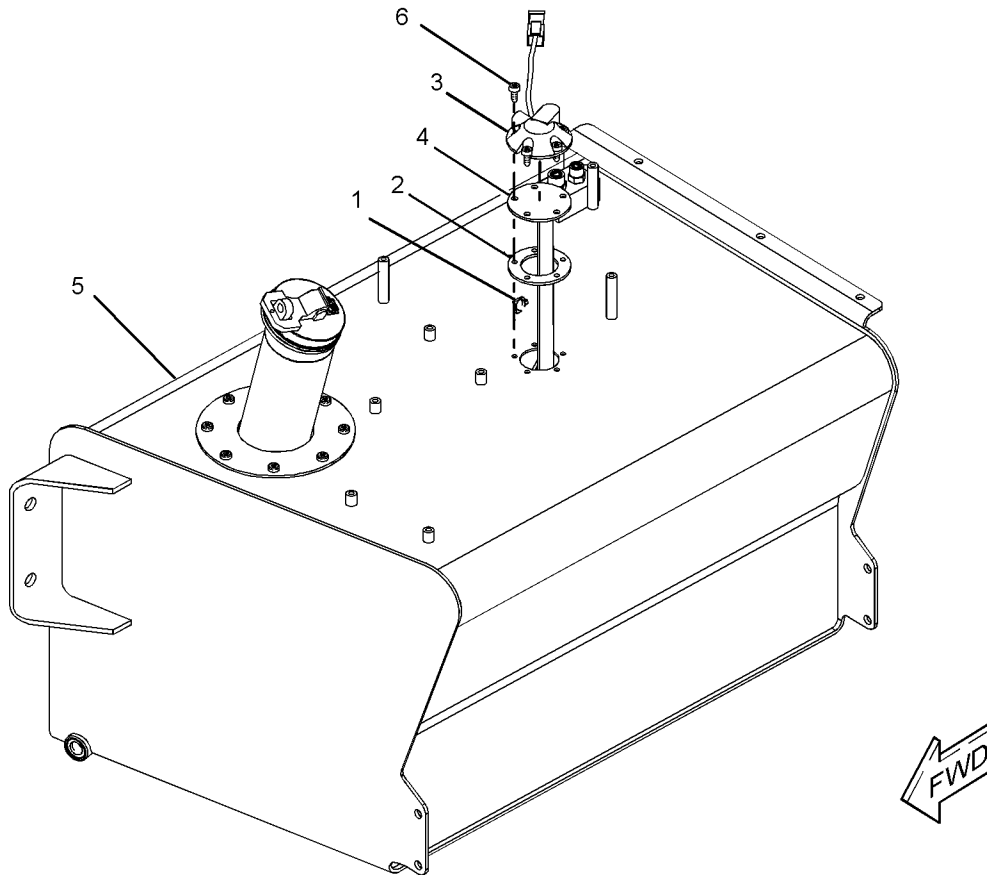
PART OF 245-6098 TANK & MTG GP-FUEL

SMCS-1273

i02364817

| NOTE | REF NO | GRAPHIC REF | PART NUMBER | QTY | PART NAME | | | | | | SEE PAGE |
|------|--------|-------------|-------------|-----|----------------------------------|---|---|---|---|-------------------|----------|
| | | | | | 1 | 2 | 3 | 4 | 5 | 6 (PRODUCT LEVEL) | |
| | 1 | 1 | 8L-8413 | 1 | STRAP-CABLE | | | | | | |
| | 2 | 1 | 9R-7240 | 1 | GASKET | | | | | | |
| | 3 | 1 | 131-0232 | 1 | COVER | | | | | | |
| | 4 | 1 | 251-3231 | 1 | SENDER AS-FUEL LEVEL | | | | | | |
| | | 1 | 186-3735 | 2 | PIN-CONNECTOR (16-GA TO 18-GA) | | | | | | |
| | | 1 | 102-8802 | 1 | KIT-RECEPTACLE (2-PIN) | | | | | | |
| | | | | | (INCLUDES RECEPTACLE AS & WEDGE) | | | | | | |
| Y | 5 | 1 | 245-6105 | 1 | TANK GP-FUEL | | | | | | 72 |
| M | 6 | 1 | 123-4950 | 5 | SCREW-PAN HEAD (M6X1X16-MM) | | | | | | |

M-METRIC PART
Y-SEPARATE ILLUSTRATION



GRAPHIC #1

<END>

g01089650

FUEL SYSTEM

245-6105 TANK GP-FUEL (CHG -00 THRU -02)

S/N: HLS1-UP

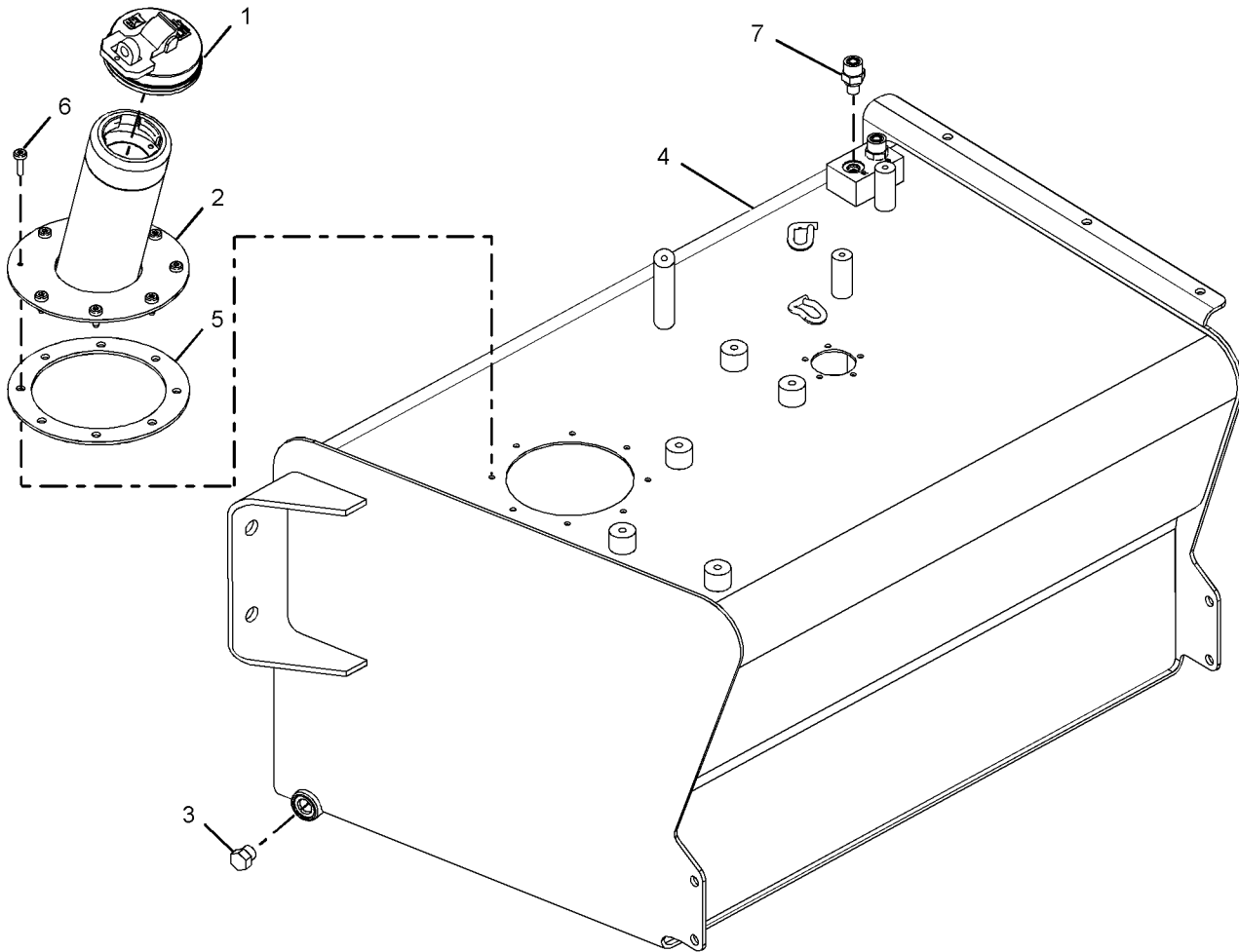
PART OF 245-6104 TANK GP-FUEL

SMCS-1273

i02431124

| NOTE | REF NO | GRAPHIC REF | PART NUMBER | QTY | PART NAME | | | | | | SEE PAGE |
|------|--------|-------------|-------------|-----|---------------------------------------|---|---|---|---|-------------------|----------|
| | | | | | 1 | 2 | 3 | 4 | 5 | 6 (PRODUCT LEVEL) | |
| | 1 | 1 | 201-0330 | 1 | CAP GP-FUEL FILLER (VENTED, LOCKABLE) | | | | | | |
| | 2 | 1 | 201-1835 | 1 | TUBE AS | | | | | | |
| | 3 | 1 | 272-0537 | 1 | PLUG AS | | | | | | |
| | | 1 | 3J-1907 | 1 | SEAL-O-RING | | | | | | |
| | 4 | 1 | 245-6107 | 1 | TANK AS-FUEL | | | | | | |
| | 5 | 1 | 106-8020 | 1 | GASKET | | | | | | |
| M | 6 | 1 | 123-4950 | 8 | SCREW-PAN HEAD (M6X1X16-MM) | | | | | | |
| | 7 | 1 | 148-8326 | 2 | CONNECTOR AS | | | | | | |
| | | | | | (EACH INCLUDES) | | | | | | |
| | | 1 | 3J-7354 | 1 | SEAL-O-RING | | | | | | |
| | | 1 | 6V-8397 | 1 | SEAL-O-RING | | | | | | |
| | | 1 | 6V-9872 | 1 | CONNECTOR | | | | | | |

M-METRIC PART



GRAPHIC #1

<END>

g01086993

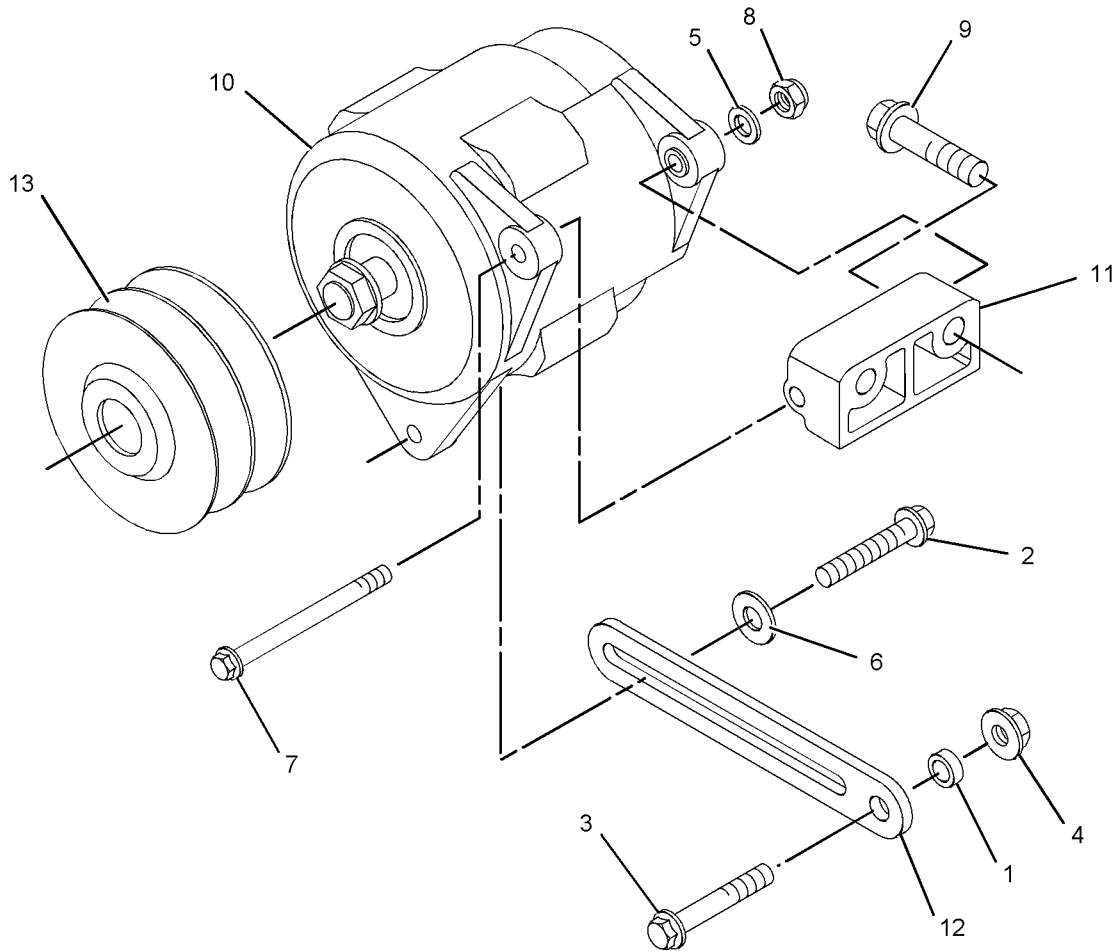
ELECTRICAL AND STARTING SYSTEM

252-6256 ALTERNATOR GP-CHARGING- 120-AMPERE, WITH MOUNTING (CHG -00, -01, 225-3145-00) S/N: CRS1-UP PART OF 273-3610 ENGINE AR

SMCS-1405

i02212711

| NOTE | REF NO | GRAPHIC REF | PART NUMBER | QTY | PART NAME | | | | | | SEE PAGE |
|------|--------|-------------|-------------|-----|-------------------------------------|---|---|---|---|-------------------|----------|
| | | | | | 1 | 2 | 3 | 4 | 5 | 6 (PRODUCT LEVEL) | |
| | 1 | 1 | 6B-0933 | 1 | SPACER (10.31X19.05X6.35-MM THK) | | | | | | |
| | 2 | 1 | 6I-0260 | 1 | BOLT (M8X1.25X25-MM) | | | | | | |
| | 3 | 1 | 6I-0454 | 1 | BOLT (M10X1.5X70-MM) | | | | | | |
| | 4 | 1 | 6I-0594 | 1 | NUT (M10X1.15-THD) | | | | | | |
| | 5 | 1 | 7W-2632 | 1 | WASHER (8.5X16.8X1.6-MM THK) | | | | | | |
| | 6 | 1 | 067-6366 | 1 | WASHER (M8) | | | | | | |
| | 7 | 1 | 100-8451 | 1 | BOLT | | | | | | |
| | 8 | 1 | 113-6349 | 1 | NUT (M12-1.75X93-MM-THD) | | | | | | |
| | 9 | 1 | 140-8783 | 2 | BOLT (M10X45-MM) | | | | | | |
| | 10 | 1 | 225-3145 | 1 | ALTERNATOR GP-CHARGING (120-AMPERE) | | | | | | |
| | 11 | 1 | 233-9530 | 1 | BRACKET | | | | | | |
| | 12 | 1 | 233-9531 | 1 | LEVER-ADJUSTING | | | | | | |
| | 13 | 1 | 233-9532 | 1 | PULLEY-ALTERNATOR | | | | | | |



GRAPHIC #1

<END>

g01039667

ELECTRICAL AND STARTING SYSTEM

211-4285 BATTERY & WIRING GP-STANDARD (CHG -02 THRU -04)

S/N: HLS1-UP

PART OF 213-9287 CHASSIS AR

SMCS-1401, 1402, 1408

i02430954

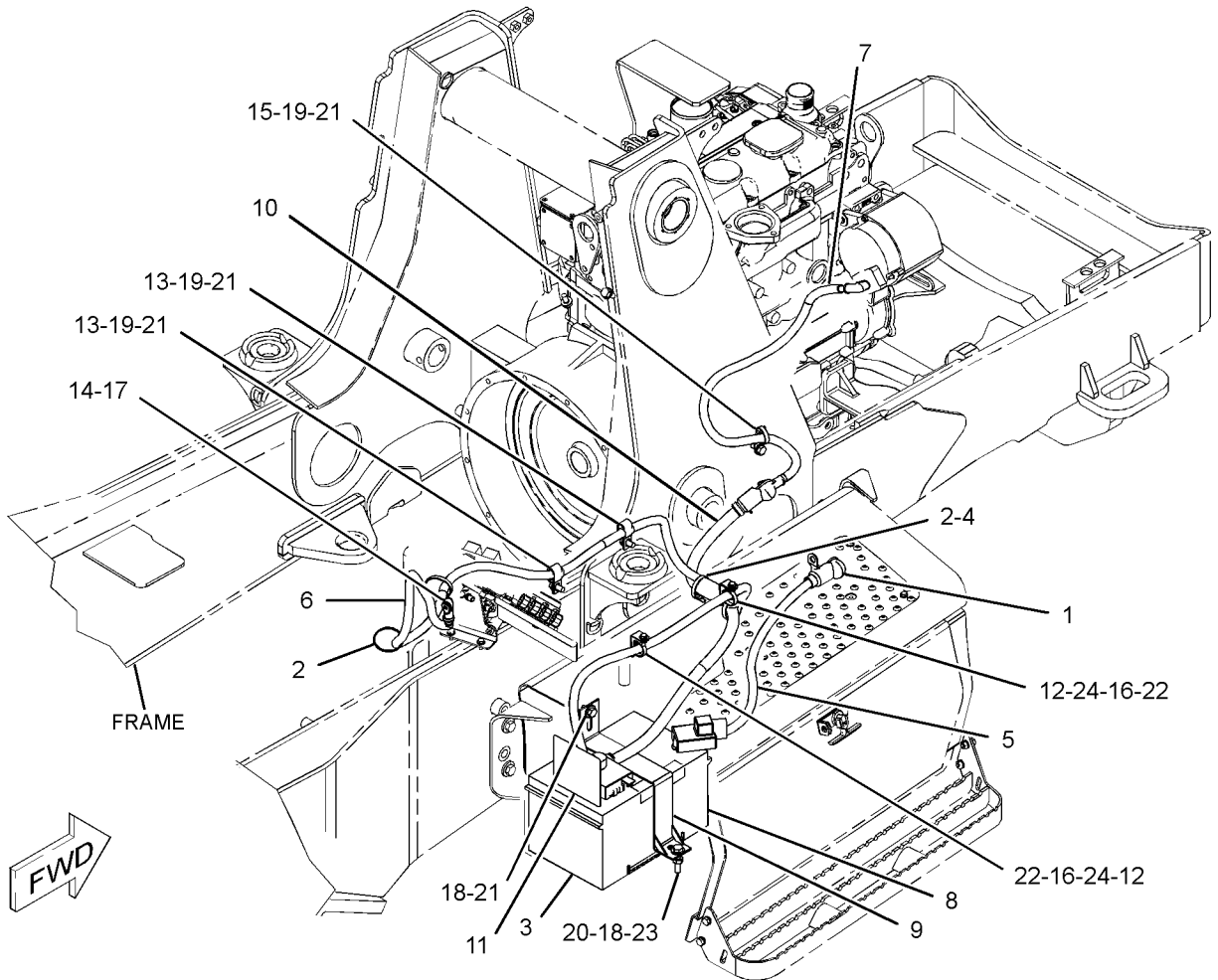
| NOTE | REF NO | GRAPHIC REF | PART NUMBER | QTY | PART NAME | | | | | | SEE PAGE |
|------|--------|-------------|-------------|-----|-------------------------------------|---|---|---|---|-------------------|----------|
| | | | | | 1 | 2 | 3 | 4 | 5 | 6 (PRODUCT LEVEL) | |
| | 1 | 1 | 6T-0465 | 1 | COVER-TERMINAL (BLACK) | | | | | | |
| | 2 | 1 | 7K-1181 | 7 | STRAP-CABLE | | | | | | |
| | 3 | 1 | 038-9317 | 1 | TREAD-NONSKID | | | | | | |
| | 4 | 1 | 178-1781 | 1 | CLIP | | | | | | |
| | 5 | 1 | 213-6088 | 1 | CABLE AS-BATTERY (NEGATIVE) | | | | | | |
| | | 1 | 1S-7251 | 1 | TERMINAL-RING (FOR 1/2-IN BOLT) | | | | | | |
| BE | | 1 | 5P-0747 | | CABLE (00-GA, BLACK) | | | | | | |
| | | 1 | 229-9855 | 1 | TERMINAL AS-BATTERY (NEGATIVE) | | | | | | |
| | | 1 | 1M-6119 | 1 | BOLT (5/16-18X1.375-IN) | | | | | | |
| | | 1 | 1M-6120 | 2 | NUT (5/16-18-THD) | | | | | | |
| 6 | 1 | 1 | 213-6089 | 1 | CABLE AS-POWER | | | | | | |
| 7 | 1 | 1 | 213-6094 | 1 | CABLE AS | | | | | | |
| 8 | 1 | 1 | 230-6368 | 1 | BATTERY (12-VOLT, MAINTENANCE FREE) | | | | | | |
| 9 | 1 | 1 | 240-4639 | 1 | BRACKET AS | | | | | | |
| 10 | 1 | 1 | 246-8053 | 1 | CABLE AS-BATTERY (POSITIVE) | | | | | | |
| | | 1 | 1S-7251 | 1 | TERMINAL-RING (FOR 1/2-IN BOLT) | | | | | | |
| BE | | 1 | 5P-0761 | | CABLE (00-GA, RED) (94-CM) | | | | | | |
| | | 1 | 8L-8413 | 2 | STRAP-CABLE | | | | | | |
| | | 1 | 8N-0869 | 1 | COVER-TERMINAL (RED) | | | | | | |
| BE | | 1 | 8Y-8081 | | TUBE-CONVOLUTED (94-CM) | | | | | | |
| 11 | 1 | 1 | 275-3917 | 1 | FILM (PROTECTION) | | | | | | |
| 12 | 1 | 1 | 156-6175 | 2 | CLIP | | | | | | |
| 13 | 1 | 1 | 4D-6466 | 2 | CLIP | | | | | | |
| 14 | 1 | 1 | 8T-4224 | 1 | WASHER-HARD (8.8X16X2-MM THK) | | | | | | |
| 15 | 1 | 1 | 4P-7581 | 1 | CLIP | | | | | | |
| M | 16 | 1 | 5C-2890 | 2 | NUT (M6X1-THD) | | | | | | |
| M | 17 | 1 | 5C-7261 | 1 | NUT (M8X1.25-THD) | | | | | | |
| | 18 | 1 | 7X-7729 | 2 | WASHER (11X25X3-MM THK) | | | | | | |
| | 19 | 1 | 8T-4121 | 3 | WASHER-HARD (11X21X2.5-MM THK) | | | | | | |
| M | 20 | 1 | 8T-4133 | 1 | NUT (M10X1.5-THD) | | | | | | |
| M | 21 | 1 | 8T-4137 | 4 | BOLT (M10X1.5X20-MM) | | | | | | |
| M | 22 | 1 | 8T-4138 | 2 | BOLT (M6X1X20-MM) | | | | | | |
| M | 23 | 1 | 8T-4185 | 1 | BOLT (M10X1.5X50-MM) | | | | | | |
| | 24 | 1 | 8T-4205 | 2 | WASHER-HARD (7.2X14.5X2-MM THK) | | | | | | |

B-USE AS REQUIRED
 E-ORDER BY THE CENTIMETER
 M-METRIC PART

ELECTRICAL AND STARTING SYSTEM

211-4285 BATTERY & WIRING GP (contd.)

i02430954



GRAPHIC #1

<END>

g01233263

ELECTRICAL AND STARTING SYSTEM

211-4286 BATTERY & WIRING GP (CHG -02)

S/N: HLS1-UP
AN ATTACHMENT

SMCS-1401, 1402, 1408

i02484878

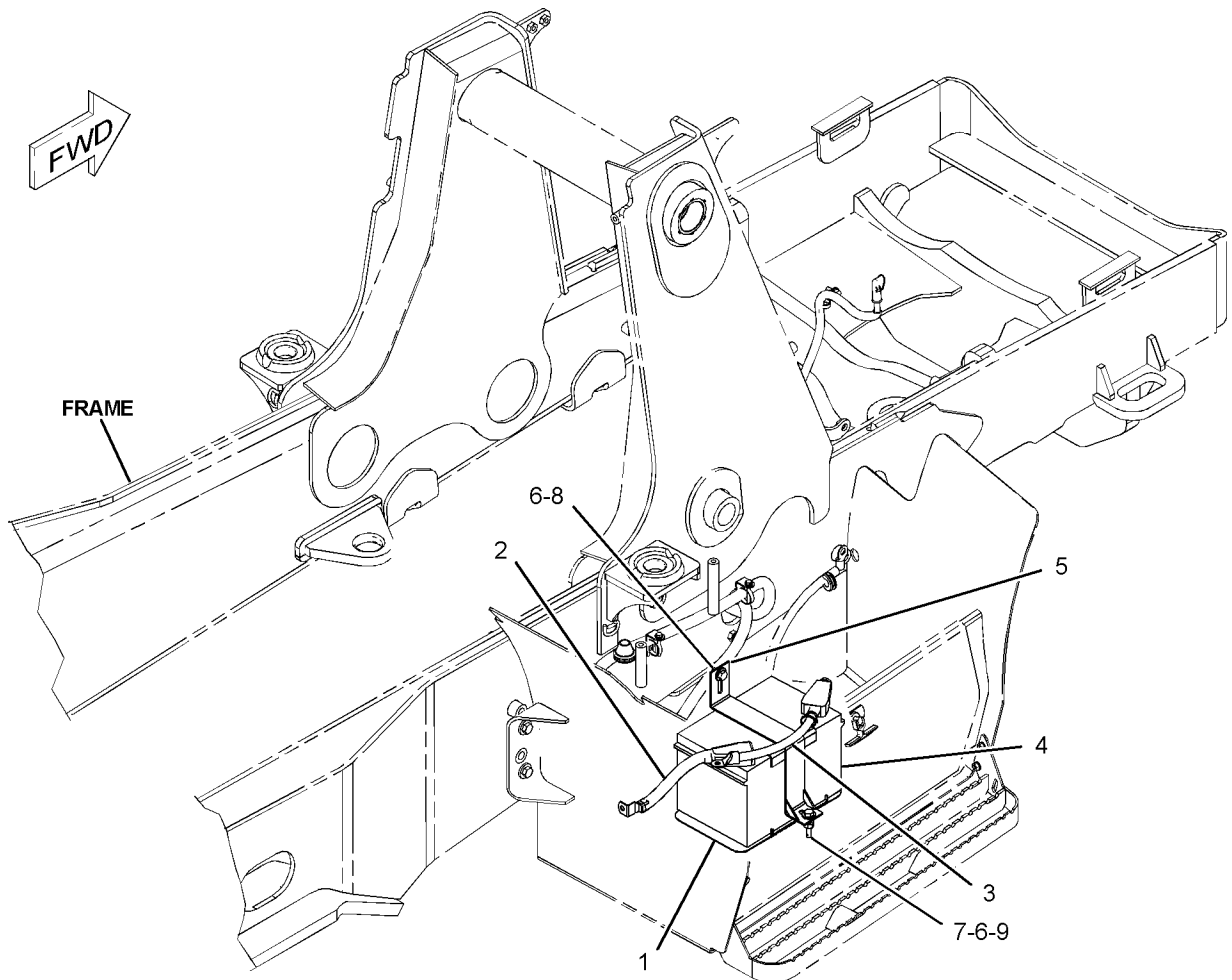
| NOTE | REF NO | GRAPHIC REF | PART NUMBER | QTY | PART NAME | | | | | | SEE PAGE |
|------|--------|-------------|-------------|-----|-------------------------------------|---|---|---|---|-------------------|----------|
| | | | | | 1 | 2 | 3 | 4 | 5 | 6 (PRODUCT LEVEL) | |
| | 1 | 1 | 038-9317 | 1 | TREAD-NONSKID | | | | | | |
| | 2 | 1 | 213-6091 | 1 | CABLE AS-BATTERY (POSITIVE) | | | | | | |
| E | | 1 | 5P-0761 | | CABLE (00-GA, RED) (35-CM) | | | | | | |
| | | 1 | 7T-9987 | 1 | COVER-TERMINAL | | | | | | |
| | | 1 | 8L-8413 | 2 | STRAP-CABLE | | | | | | |
| | | 1 | 8N-0869 | 1 | COVER-TERMINAL (RED) | | | | | | |
| | | 1 | 8S-3020 | 1 | TERMINAL-CABLE | | | | | | |
| BE | | 1 | 8Y-8081 | | TUBE-CONVOLUTED | | | | | | |
| | 3 | 1 | 213-6092 | 1 | CABLE AS-BATTERY (NEGATIVE) | | | | | | |
| | | 1 | 1S-7252 | 1 | TERMINAL-RING (FOR 3/8-IN BOLT) | | | | | | |
| E | | 1 | 5P-0747 | | CABLE (00-GA, BLACK) (43-CM) | | | | | | |
| | | 1 | 7N-5274 | 1 | COVER-TERMINAL (BLACK) | | | | | | |
| | | 1 | 8L-8413 | 1 | STRAP-CABLE | | | | | | |
| | 4 | 1 | 230-6368 | 1 | BATTERY (12-VOLT, MAINTENANCE FREE) | | | | | | |
| | 5 | 1 | 240-4639 | 1 | BRACKET AS | | | | | | |
| | 6 | 1 | 7X-7729 | 2 | WASHER (11X25X3-MM THK) | | | | | | |
| M | 7 | 1 | 8T-4133 | 1 | NUT (M10X1.5-THD) | | | | | | |
| M | 8 | 1 | 8T-4137 | 1 | BOLT (M10X1.5X20-MM) | | | | | | |
| M | 9 | 1 | 8T-4185 | 1 | BOLT (M10X1.5X50-MM) | | | | | | |

B-USE AS REQUIRED
E-ORDER BY THE CENTIMETER
M-METRIC PART

ELECTRICAL AND STARTING SYSTEM

211-4286 BATTERY & WIRING GP (contd.)

i02484878



GRAPHIC #1

<END>

g01082047

ELECTRICAL AND STARTING SYSTEM

262-1421 CONTROL GP-COMMUNICATION-PRODUCT LINK 300

(CHG -00 THRU -05)

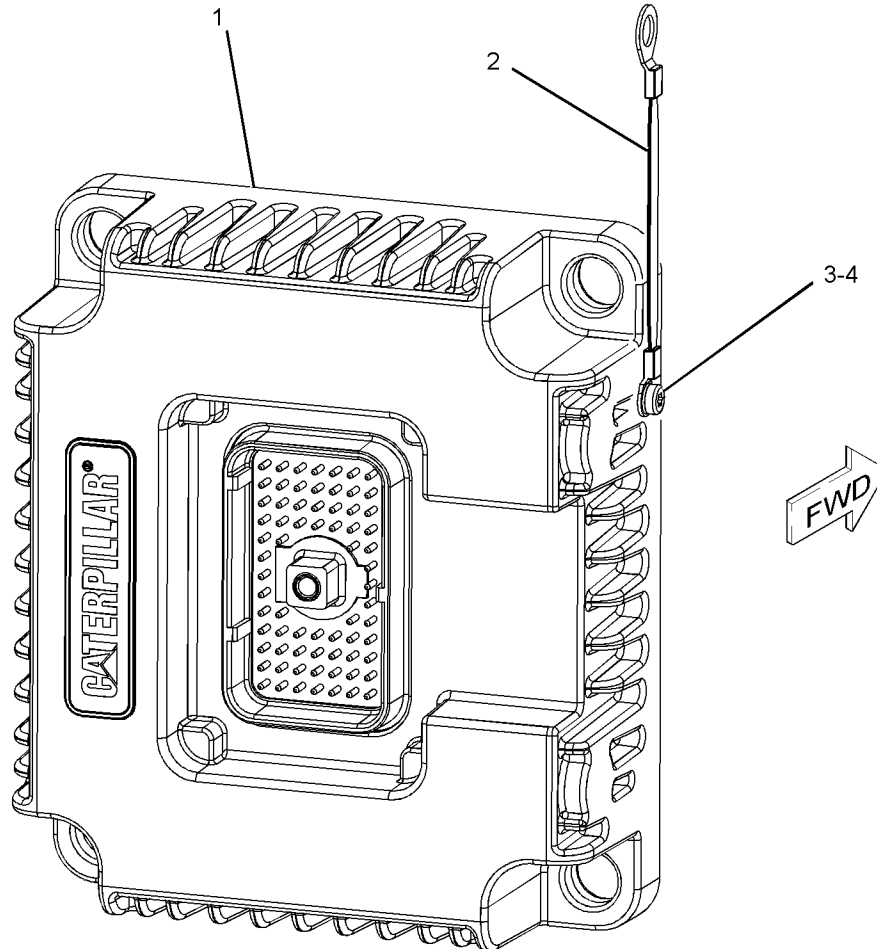
S/N: HLS1-UP

PART OF 225-7995 INSTALLATION GP-COMMUNICATION
AN ATTACHMENT

SMCS-7610, 7620

i02480319

| NOTE | REF NO | GRAPHIC REF | PART NUMBER | QTY | PART NAME | | | | | | SEE PAGE |
|------|--------|-------------|-------------|-----|---|---|---|---|---|-------------------|----------|
| | | | | | 1 | 2 | 3 | 4 | 5 | 6 (PRODUCT LEVEL) | |
| | 1 | 1 | 268-4699 | 1 | CONTROL GP-COMMUNICATION (PRODUCT LINK 300) (INCLUDES CONTROL GP AND SOFTWARE) | | | | | | |
| | 2 | 1 | 7X-6315 | 1 | STRAP AS-GROUND | | | | | | |
| | 3 | 1 | 126-7574 | 1 | SCREW-PAN HEAD (8-32X9.52-MM) | | | | | | |
| | 4 | 1 | 134-4126 | 1 | WASHER (4.52X8.28X0.76-MM THK) | | | | | | |



GRAPHIC #1

<END>

g01161859

ELECTRICAL AND STARTING SYSTEM

225-8017 ELECTRONICS GP-MACHINE (CHG -00, -01)

S/N: HLS1-UP

PART OF 214-2553 BACKHOE AR-EXTENDABLE STICK, 214-2550 BACKHOE AR-STANDARD
STICK

AN ATTACHMENT

SMCS-7610, 7620

i02409044

| NOTE | PART NUMBER | QTY | PART NAME 1 2 3 4 5 6 (PRODUCT LEVEL) | SEE PAGE |
|------|-------------|-----|--|-------------|
| | 252-2422 | 1 | CONTROL GP-UNPROGRAMMED (IMPLEMENT) (INCLUDES SOFTWARE) | |
| | | | -OR- | |
| | 273-1819 | 1 | SOFTWARE GP-MACHINE (SOFTWARE ONLY) | |
| | | | -OR- | |
| | | | (OPTIONAL SERVICE REPLACEMENT) | |
| | 273-1820 | 1 | SERVICE GP-MACHINE (INCLUDES CONTROL GP & SOFTWARE) | |
| | | | <END> | |

227-7373 ELECTRONICS GP-MACHINE (CHG -00 THRU -03)

S/N: HLS1-UP

PART OF 214-3758 BACKHOE AR-EXTENDABLE STICK, 214-3755 BACKHOE AR-STANDARD
STICK

AN ATTACHMENT

SMCS-7610, 7620

i02441246

| NOTE | PART NUMBER | QTY | PART NAME 1 2 3 4 5 6 (PRODUCT LEVEL) | SEE PAGE |
|------|-------------|-----|--|-------------|
| | 273-1819 | 1 | SOFTWARE GP-MACHINE (SOFTWARE ONLY) | |
| | | | -OR- | |
| | 262-1408 | 1 | CONTROL GP-UNPROGRAMMED (INCLUDES SOFTWARE) | |
| | | | -OR- | |
| | | | (OPTIONAL SERVICE REPLACEMENT) | |
| | 273-1820 | 1 | SERVICE GP-MACHINE (INCLUDES CONTROL GP & SOFTWARE) | |
| | | | <END> | |

ELECTRICAL AND STARTING SYSTEM

227-7374 ELECTRONICS GP-MONITOR (CHG -00, -01)

S/N: HLS1-UP

PART OF 211-4253 INSTALLATION GP-MONITOR
AN ATTACHMENT

SMCS-7490, 7610, 7620

i02440888

| NOTE | PART NUMBER | QTY | PART NAME | | | | | | SEE PAGE |
|------|-------------|-----|-----------------------------------|---|---|---|---|-------------------|-------------|
| | | | 1 | 2 | 3 | 4 | 5 | 6 (PRODUCT LEVEL) | |
| | 250-3858 | 1 | CONTROL GP-UNPROGRAMMED (MONITOR) | | | | | | |
| | | | -OR- | | | | | | |
| | 281-9366 | 1 | SOFTWARE GP-MONITOR | | | | | | |
| | | | (SOFTWARE ONLY) | | | | | | |
| | | | -OR- | | | | | | |
| | | | (OPTIONAL SERVICE REPLACEMENT) | | | | | | |
| | 281-9367 | 1 | SERVICE GP-MONITOR | | | | | | |
| | | | (INCLUDES DISPLAY GP & SOFTWARE) | | | | | | |
| | | | <END> | | | | | | |

ELECTRICAL AND STARTING SYSTEM

232-6661 GLOW PLUG GP (CHG -01, -02)

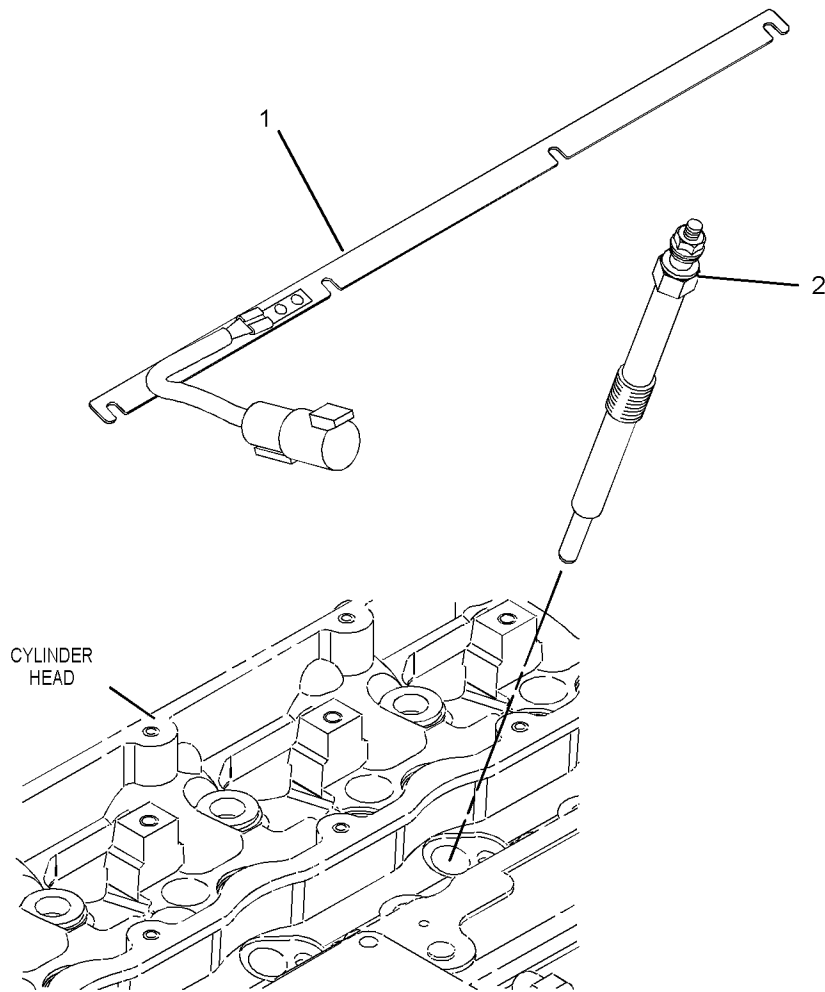
S/N: CRS1-UP

PART OF 273-3610 ENGINE AR

SMCS-1412

i02471840

| NOTE | REF NO | GRAPHIC REF | PART NUMBER | QTY | PART NAME | | | | | | SEE PAGE |
|------|--------|-------------|-------------|-----|---------------------|---|---|---|---|-------------------|----------|
| | | | | | 1 | 2 | 3 | 4 | 5 | 6 (PRODUCT LEVEL) | |
| | 1 | 1 | 286-4880 | 1 | BAR | | | | | | |
| | 2 | 1 | 232-6662 | 4 | GLOW PLUG (12-VOLT) | | | | | | |



GRAPHIC #1

<END>

g01232967

ELECTRICAL AND STARTING SYSTEM

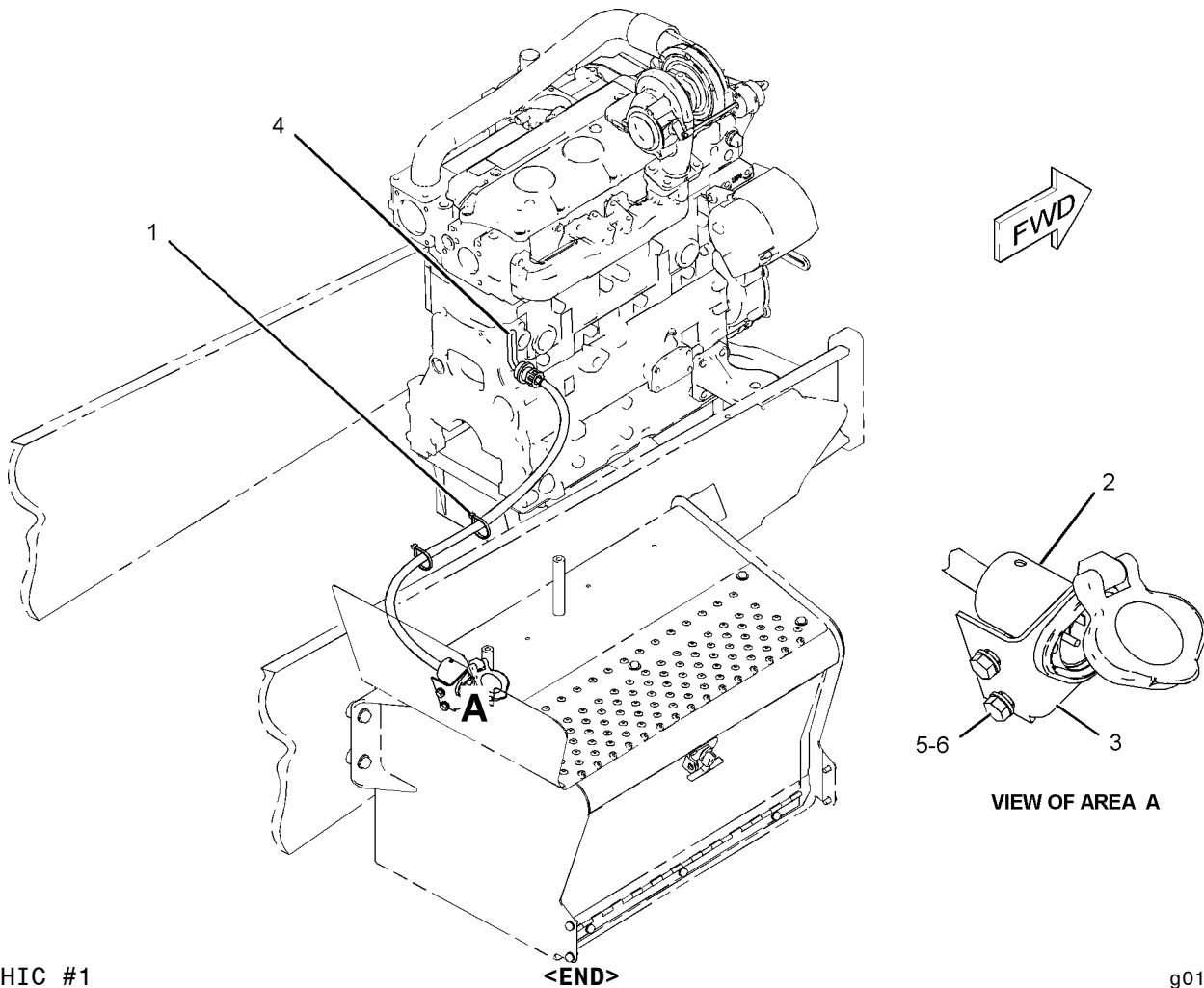
248-2214 HEATER GP-JACKET WATER (CHG -00)

S/N: HLS1-UP
AN ATTACHMENT

SMCS-1383

i02200665

| NOTE | REF NO | GRAPHIC REF | PART NUMBER | QTY | PART NAME | | | | | | SEE PAGE |
|---|--------|-------------|-----------------|-----|--|---|---|---|---|-------------------|----------|
| | | | | | 1 | 2 | 3 | 4 | 5 | 6 (PRODUCT LEVEL) | |
| | 1 | 1 | 3S-2093 | 2 | STRAP-CABLE | | | | | | |
| | 2 | 1 | 130-0165 | 1 | RECEPTACLE AS | | | | | | |
| | | 1 | 1M-1230 | 2 | NUT & LOCK AS (10-32-THD) | | | | | | |
| | | 1 | 168-4511 | 2 | SCREW-PAN HEAD (10-32X1-IN) | | | | | | |
| | 3 | 1 | 165-8357 | 1 | BRACKET AS | | | | | | |
| M | | 1 | 8T-3612 | 2 | NUT-WELD (M8X1.25-THD) | | | | | | |
| | 4 | 1 | 231-3054 | 1 | HEATER GP-JACKET WATER | | | | | | |
| J | | 1 | 219-3273 | 1 | ELEMENT AS-JACKET WATER HEATER (120-VOLT, 1000-WATT) | | | | | | |
| | | 1 | 133-6517 | | CAP AS-DUST | | | | | | |
| | | 1 | 231-3052 | 1 | CORD AS | | | | | | |
| M | 5 | 1 | 8T-4189 | 2 | BOLT (M8X1.25X20-MM) | | | | | | |
| | 6 | 1 | 8T-4224 | 2 | WASHER-HARD (8.8X16X2-MM THK) | | | | | | |
| AVAILABLE REPAIR KIT(S): | | | | | | | | | | | |
| J | | | 133-3413 | 1 | KIT-SEAL | | | | | | |
| (INCLUDES SEAL, SPACER & RINGS) | | | | | | | | | | | |
| J-KIT MARKED J AVAILABLE FOR PART MARKED J M-METRIC PART | | | | | | | | | | | |



GRAPHIC #1

<END>

g01083542

ELECTRICAL AND STARTING SYSTEM

225-7994 INSTALLATION GP-COMMUNICATION

(CHG -00 THRU -02)

S/N: HLS1-UP

PART OF 225-7995 INSTALLATION GP-COMMUNICATION

AN ATTACHMENT

SMCS-7606

i02482360

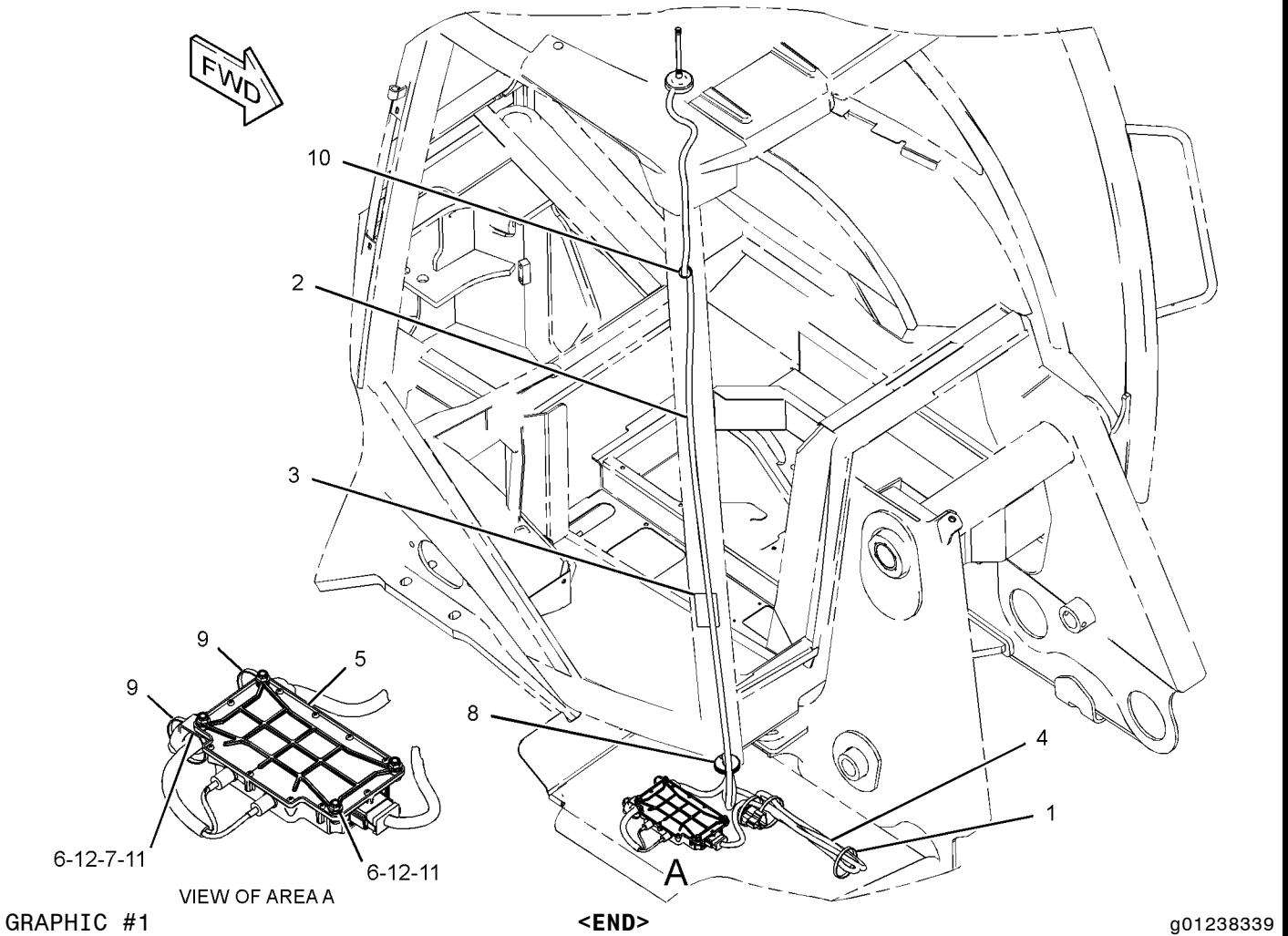
| NOTE | REF NO | GRAPHIC REF | PART NUMBER | QTY | PART NAME | | | | | | SEE PAGE |
|------|--------|-------------|-------------|-----|--|---|---|---|---|-------------------|----------|
| | | | | | 1 | 2 | 3 | 4 | 5 | 6 (PRODUCT LEVEL) | |
| | 1 | 1 | 7K-1181 | 3 | STRAP-CABLE | | | | | | |
| | 2 | 1 | 263-7802 | 1 | ANTENNA AS (MAGNETIC MOUNT, PRODUCT LINK) | | | | | | |
| | 3 | 1 | 260-7652 | 1 | FILM-WARNING (PRODUCT LINK 300, ANSI) | | | | | | |
| | 4 | 1 | 256-6803 | 1 | HARNESS AS-RADIO (PRODUCT LINK) | | | | | | |
| | | 1 | 102-8801 | 1 | KIT-RECEPTACLE (12-PIN) | | | | | | |
| | | 1 | 102-8802 | 1 | KIT-RECEPTACLE (2-PIN) | | | | | | |
| | | | | | (EACH RECEPTACLE KIT INCLUDES RECEPTACLE AS & WEDGE) | | | | | | |
| | | 1 | 155-2255 | 1 | KIT-CONNECTING PLUG (12-PIN) | | | | | | |
| | | 1 | 155-2270 | 1 | KIT-CONNECTING PLUG (2-PIN) | | | | | | |
| | | | | | (EACH PLUG KIT INCLUDES PLUG AS, WEDGE & INTERFACE SEAL) | | | | | | |
| | 5 | 1 | 263-9088 | 1 | RADIO GP-COMMUNICATION (PRODUCT LINK 121SR) | | | | | | |
| M | 6 | 1 | 129-3178 | 4 | LOCKNUT (M6X1-THD) | | | | | | |
| | 7 | 1 | 156-6175 | 1 | CLIP | | | | | | |
| | 8 | 1 | 170-9360 | 1 | GROMMET | | | | | | |
| | 9 | 1 | 3S-2093 | 2 | STRAP-CABLE | | | | | | |
| | 10 | 1 | 6P-6591 | 1 | GROMMET | | | | | | |
| M | 11 | 1 | 8T-4138 | 4 | BOLT (M6X1X20-MM) | | | | | | |
| | 12 | 1 | 8T-4205 | 7 | WASHER-HARD (7.2X14.5X2-MM THK) | | | | | | |

M-METRIC PART

ELECTRICAL AND STARTING SYSTEM

225-7994 INSTALLATION GP-COMMUNICATION (contd.)

i02482360



ELECTRICAL AND STARTING SYSTEM

225-7995 INSTALLATION GP-COMMUNICATION

(CHG -00 THRU -02)

S/N: HLS1-UP

AN ATTACHMENT

SMCS-7606

i02445759

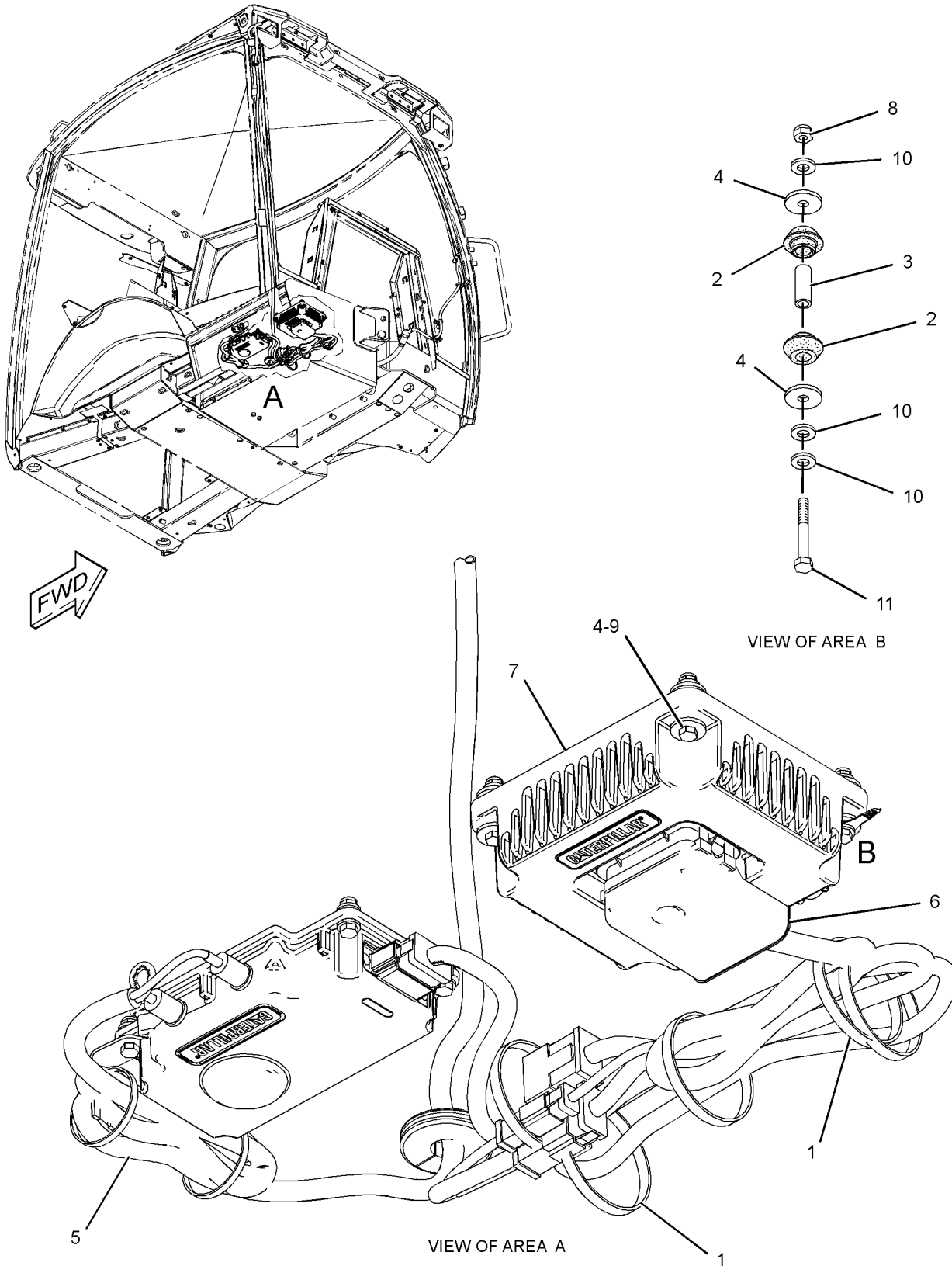
| NOTE | REF NO | GRAPHIC REF | PART NUMBER | QTY | PART NAME | | | | | | SEE PAGE |
|------|--------|-------------|-------------|-----|--|---|---|---|---|-------------------|----------|
| | | | | | 1 | 2 | 3 | 4 | 5 | 6 (PRODUCT LEVEL) | |
| | 1 | 1 | 7K-1181 | 2 | STRAP-CABLE | | | | | | |
| | 2 | 1 | 8C-5607 | 8 | MOUNT-ISOLATION | | | | | | |
| | 3 | 1 | 8C-5608 | 4 | SPACER (6.5X9.5X25.4-MM THK) | | | | | | |
| | 4 | 1 | 9X-6165 | 8 | WASHER (6.5X22X2.5-MM THK) | | | | | | |
| Y | 5 | 1 | 225-7994 | 1 | INSTALLATION GP-COMMUNICATION (PRODUCT LINK 121SR) | | | | | | 83 |
| | 6 | 1 | 256-6804 | 1 | HARNESS AS-CONTROL (PRODUCT LINK) | | | | | | |
| | | 1 | 102-8801 | 1 | KIT-RECEPTACLE (12-PIN) | | | | | | |
| | | | | | (INCLUDES RECEPTACLE AS & WEDGE) | | | | | | |
| | | 1 | 155-2255 | 2 | KIT-CONNECTING PLUG (12-PIN) | | | | | | |
| | | 1 | 155-2270 | 1 | KIT-CONNECTING PLUG (2-PIN) | | | | | | |
| | | | | | (EACH PLUG KIT INCLUDES PLUG AS & WEDGE) | | | | | | |
| | | 1 | 9X-6772 | 2 | STRAP-CABLE | | | | | | |
| E | | 1 | 125-7874 | | TUBE-HEAT SHRINK (5.72-MM DIA) (20-CM) | | | | | | |
| | | 1 | 126-1774 | 1 | COVER | | | | | | |
| | | 1 | 160-7690 | 1 | PLUG AS-CONNECTOR (70-PIN) | | | | | | |
| Y | 7 | 1 | 262-1421 | 1 | CONTROL GP-COMMUNICATION (PRODUCT LINK 300) | | | | | | 78 |
| M | 8 | 1 | 129-3178 | 4 | LOCKNUT (M6X1-THD) | | | | | | |
| M | 9 | 1 | 8C-8451 | 3 | BOLT (M6X1X40-MM) | | | | | | |
| | 10 | 1 | 8T-4205 | 6 | WASHER-HARD (7.2X14.5X2-MM THK) | | | | | | |
| M | 11 | 1 | 9X-2480 | 1 | BOLT (M6X1X45-MM) | | | | | | |

E-ORDER BY THE CENTIMETER
M-METRIC PART
Y-SEPARATE ILLUSTRATION

ELECTRICAL AND STARTING SYSTEM

225-7995 INSTALLATION GP-COMMUNICATION (contd.)

i02445759



GRAPHIC #1

<END>

g01233282

ELECTRICAL AND STARTING SYSTEM

246-8042 INSTALLATION GP-GRADE CONTROL

(CHG -00 THRU -03)

S/N: HLS1-UP

PART OF 214-3758 BACKHOE AR-EXTENDABLE STICK, 214-3755 BACKHOE AR-STANDARD
STICK

AN ATTACHMENT

SMCS-7220

i02441639

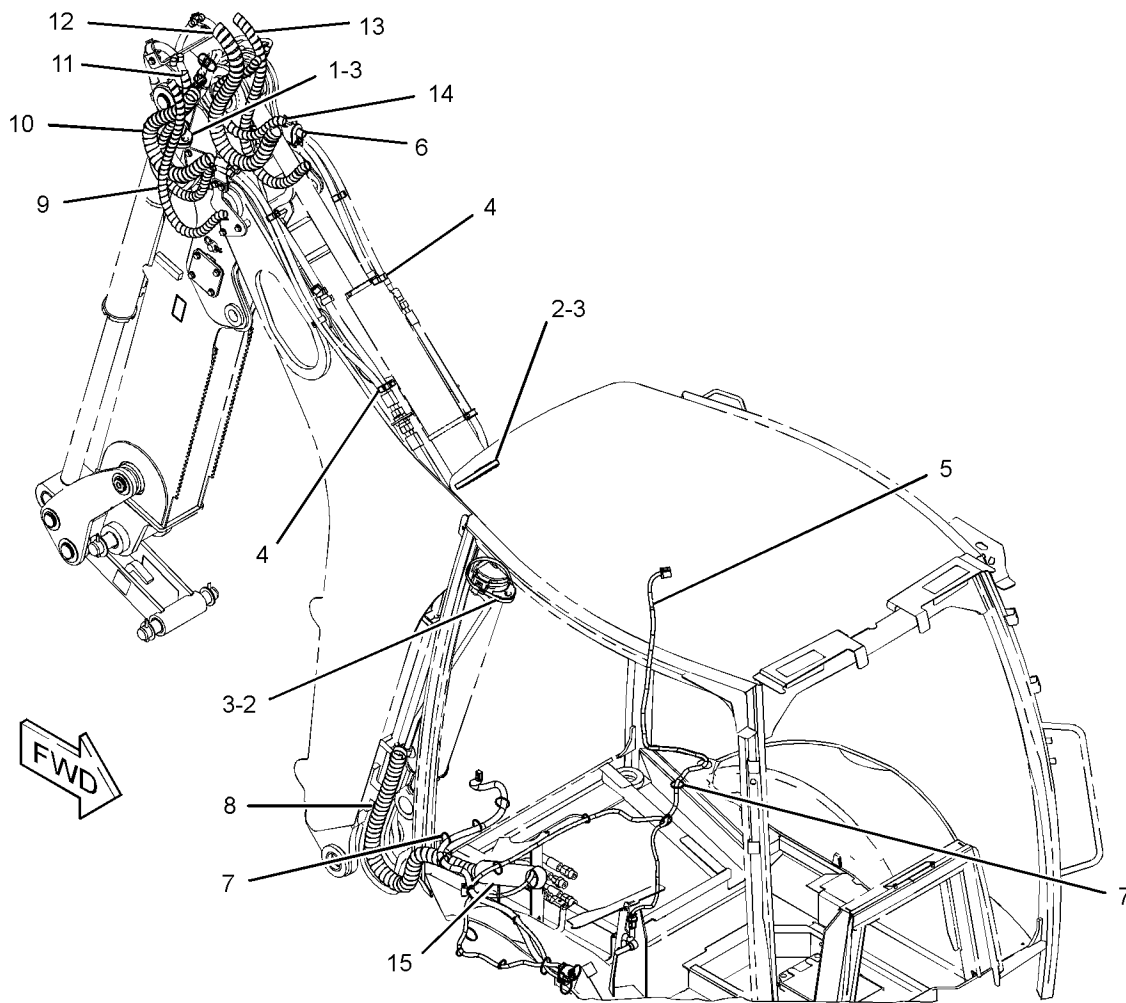
| NOTE | REF NO | GRAPHIC REF | PART NUMBER | QTY | PART NAME | | | | | | SEE PAGE |
|------|--------|-------------|-----------------|-----|--|---|---|---|---|-------------------|----------|
| | | | | | 1 | 2 | 3 | 4 | 5 | 6 (PRODUCT LEVEL) | |
| | 1 | 1 | 5P-0599 | 1 | CLAMP-BAND | | | | | | |
| | 2 | 1 | 5P-3860 | 2 | CLAMP-HOSE | | | | | | |
| | 3 | 1 | 9R-2053 | 3 | BLOCK | | | | | | |
| | 4 | 1 | 177-2215 | 10 | STRAP-DUAL CLAMP | | | | | | |
| | 5 | 1 | 268-7761 | 1 | HARNESS AS-PLATFORM (SENSOR) | | | | | | |
| E | | 1 | 125-7874 | | TUBE-HEAT SHRINK (5.72-MM DIA) (35-CM) | | | | | | |
| | | 1 | 102-8806 | 1 | KIT-RECEPTACLE (8-PIN) | | | | | | |
| | | 1 | 102-8801 | 1 | KIT-RECEPTACLE (12-PIN) | | | | | | |
| | | | | | (EACH RECEPTACLE KIT INCLUDES RECEPTACLE AS & WEDGE) | | | | | | |
| | | 1 | 155-2255 | 1 | KIT-CONNECTING PLUG (12-PIN) | | | | | | |
| | | 1 | 155-2265 | 1 | KIT-CONNECTING PLUG (8-PIN) | | | | | | |
| | | 1 | 155-2271 | 2 | KIT-CONNECTING PLUG (4-PIN) | | | | | | |
| | | 1 | 155-2274 | 1 | KIT-CONNECTING PLUG (6-PIN) | | | | | | |
| | | | | | (EACH PLUG KIT INCLUDES PLUG AS, WEDGE & INTERFACE SEAL) | | | | | | |
| | 6 | 1 | 1S-6420 | 1 | CLIP | | | | | | |
| | 7 | 1 | 3S-2093 | 26 | STRAP-CABLE | | | | | | |
| E | 8 | 1 | 7I-1024 | | GUARD (27-CM) | | | | | | |
| E | 9 | 1 | 7I-1024 | | GUARD (15-CM) | | | | | | |
| E | 10 | 1 | 7I-1024 | | GUARD (11-CM) | | | | | | |
| E | 11 | 1 | 7I-1024 | | GUARD (12-CM) | | | | | | |
| E | 12 | 1 | 7I-1024 | | GUARD (17-CM) | | | | | | |
| E | 13 | 1 | 7I-1024 | | GUARD (15-CM) | | | | | | |
| E | 14 | 1 | 7I-1024 | | GUARD (7-CM) | | | | | | |
| E | 15 | 1 | 160-2250 | | SLEEVE-ABRASION (50-CM) | | | | | | |

E-ORDER BY THE CENTIMETER

ELECTRICAL AND STARTING SYSTEM

246-8042 INSTALLATION GP-GRADE CONTROL (contd.)

i02441639



GRAPHIC #1

<END>

g01233126

ELECTRICAL AND STARTING SYSTEM

246-8045 INSTALLATION GP-GRADE CONTROL- ACCUGRADE, MAST (CHG -00, -01) S/N: HLS1-UP AN ATTACHMENT

SMCS-7220

i02445997

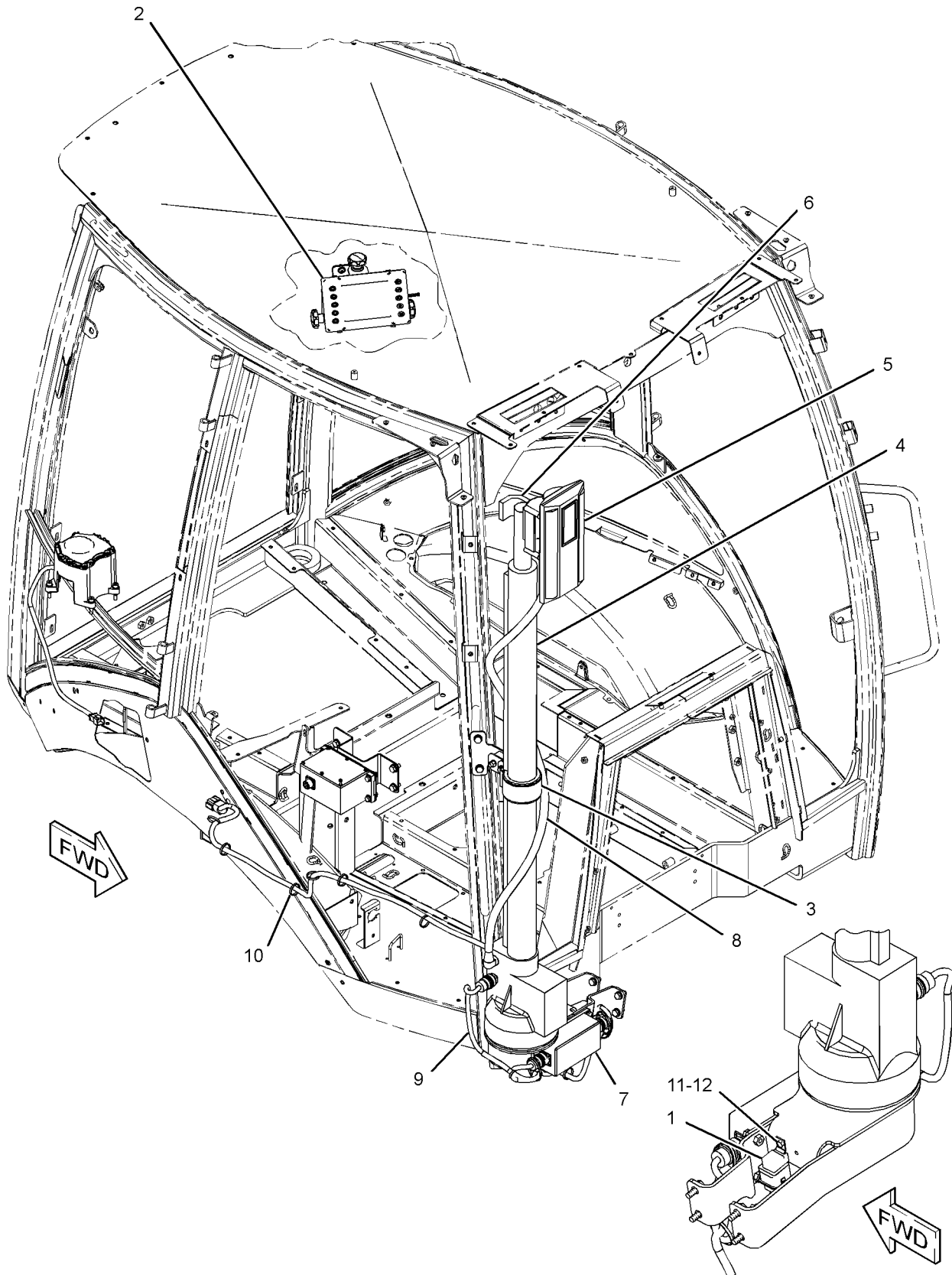
| NOTE | REF NO | GRAPHIC REF | PART NUMBER | QTY | PART NAME | | | | | | SEE PAGE |
|------|--------|-------------|-----------------|-----|--|---|---|---|---|-------------------|----------|
| | | | | | 1 | 2 | 3 | 4 | 5 | 6 (PRODUCT LEVEL) | |
| | 1 | 1 | 115-1615 | 1 | RELAY AS (12-VOLT) (ACCUGRADE, MAST) | | | | | | |
| Y | 2 | 1 | 211-4253 | 1 | INSTALLATION GP-MONITOR (ADVISOR) | | | | | | 591 |
| Y | 3 | 1 | 225-4323 | 1 | MOUNTING GP-MAST (GRADE CONTROL) | | | | | | 97 |
| | 4 | 1 | 226-2333 | 1 | MAST AS (ELECTRIC) | | | | | | |
| | | 1 | 239-9271 | 1 | SOFTWARE (MAST) | | | | | | |
| | 5 | 1 | 226-2334 | 1 | RECEIVER GP-LASER (LR21) | | | | | | |
| | | 1 | 239-9272 | 1 | SOFTWARE GP-MONITOR (RECEIVER) | | | | | | |
| | 6 | 1 | 226-9167 | 1 | ADAPTER (RECEIVER) | | | | | | |
| | 7 | 1 | 226-9169 | 1 | MODULE GP-POWER SUPPLY | | | | | | |
| | 8 | 1 | 226-9270 | 1 | CABLE-COILED | | | | | | |
| | 9 | 1 | 246-8044 | 1 | HARNESS AS-WIRING (MAST) | | | | | | |
| | | 1 | 102-8803 | 1 | KIT-RECEPTACLE (3-PIN) | | | | | | |
| | | 1 | 102-8806 | 1 | KIT-RECEPTACLE (8-PIN) | | | | | | |
| | | | | | (EACH RECEPTACLE KIT INCLUDES RECEPTACLE AS & WEDGE) | | | | | | |
| | | 1 | 155-2265 | 1 | KIT-CONNECTING PLUG (8-PIN) | | | | | | |
| | | 1 | 174-0503 | 1 | KIT-CONNECTING PLUG (3-PIN) | | | | | | |
| | | | | | (EACH PLUG KIT INCLUDES PLUG AS, WEDGE & INTERFACE SEAL) | | | | | | |
| | | 1 | 155-2260 | 1 | KIT-CONNECTING PLUG (3-PIN) | | | | | | |
| | | | | | (INCLUDES PLUG AS, WEDGES & INTERFACE SEAL) | | | | | | |
| | 10 | 1 | 3S-2093 | 15 | STRAP-CABLE | | | | | | |
| M | 11 | 1 | 8T-4138 | 1 | BOLT (M6X1X20-MM) | | | | | | |
| | 12 | 1 | 8T-4205 | 1 | WASHER-HARD (7.2X14.5X2-MM THK) | | | | | | |

M-METRIC PART
Y-SEPARATE ILLUSTRATION

ELECTRICAL AND STARTING SYSTEM

246-8045 INSTALLATION GP-GRADE CONTROL (contd.)

i02445997



GRAPHIC #1

<END>

g01233594

ELECTRICAL AND STARTING SYSTEM

234-4328 LAMP GP-FLOOD-SUSPENDED MOUNT (CHG -00, -01)

S/N: HLS1-UP

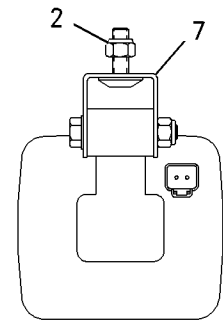
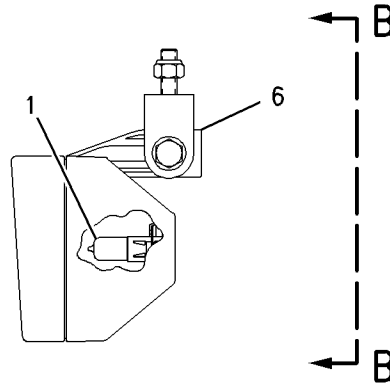
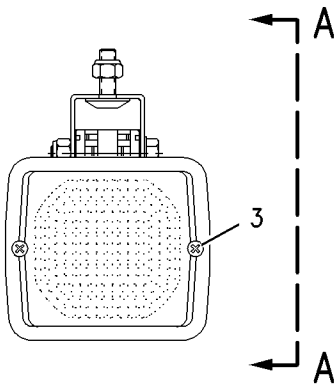
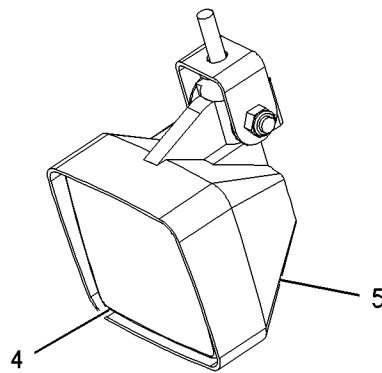
PART OF 211-4277 LIGHTING GP-FLOOD & SIGNAL
AN ATTACHMENT

SMCS-1429, 1434

i02274830

| NOTE | REF NO | GRAPHIC REF | PART NUMBER | QTY | PART NAME | | | | | | SEE PAGE |
|------|--------|-------------|-------------|-----|-------------------------|---|---|---|---|-------------------|----------|
| | | | | | 1 | 2 | 3 | 4 | 5 | 6 (PRODUCT LEVEL) | |
| | 1 | 1 | 9W-0607 | 1 | LAMP (12-VOLT, 55-WATT) | | | | | | |
| M | 2 | 1 | 8T-4133 | 1 | NUT (M10X1.5-THD) | | | | | | |
| | 3 | 1 | 9X-4244 | 2 | SCREW | | | | | | |
| | 4 | 1 | 202-6614 | 1 | LENS AS (FLOODLIGHT) | | | | | | |
| | 5 | 1 | 234-7730 | 1 | BODY AS | | | | | | |
| | 6 | 1 | 164-7556 | 1 | CLIP (LAMP RETAINING) | | | | | | |
| | 7 | 1 | 234-7731 | 1 | BRACKET AS | | | | | | |

M-METRIC PART



VIEW A-A

VIEW B-B

GRAPHIC #1

<END>

g01004557

ELECTRICAL AND STARTING SYSTEM

234-4329 LAMP GP-FLOOD-SUSPENDED MOUNT (CHG -00, -01)

S/N: HLS1-UP

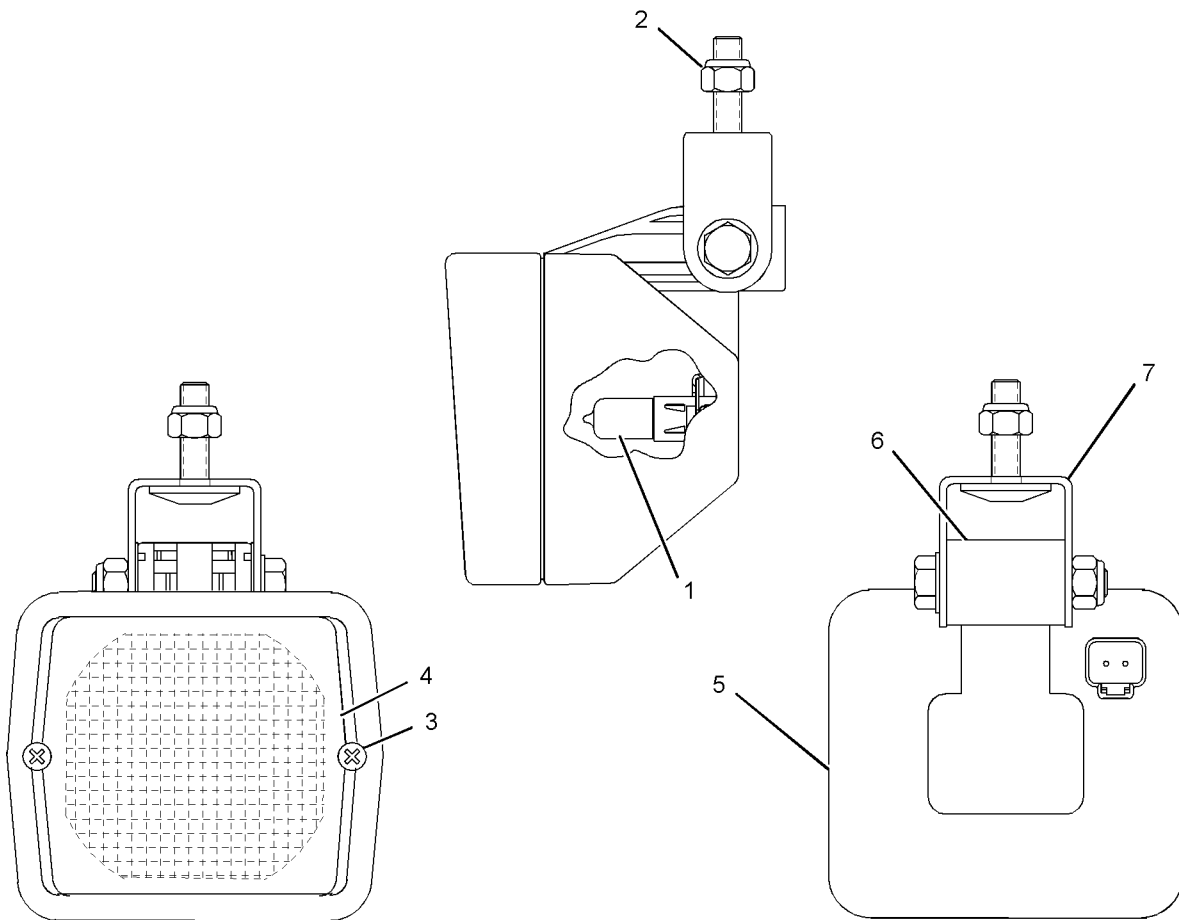
PART OF 211-4277 LIGHTING GP-FLOOD & SIGNAL
AN ATTACHMENT

SMCS-1429, 1434

i02206639

| NOTE | REF NO | GRAPHIC REF | PART NUMBER | QTY | PART NAME | | | | | | SEE PAGE |
|------|--------|-------------|-------------|-----|-----------------------------------|---|---|---|---|-------------------|----------|
| | | | | | 1 | 2 | 3 | 4 | 5 | 6 (PRODUCT LEVEL) | |
| | 1 | 1 | 9W-0607 | 1 | LAMP (12-VOLT, 55-WATT) | | | | | | |
| M | 2 | 1 | 8T-4133 | 1 | NUT (M10X1.5-THD) | | | | | | |
| | 3 | 1 | 9X-4244 | 2 | SCREW | | | | | | |
| | 4 | 1 | 202-6611 | 1 | LENS AS (FLOODLIGHT) (LONG RANGE) | | | | | | |
| | 5 | 1 | 234-7730 | 1 | BODY AS | | | | | | |
| | 6 | 1 | 164-7556 | 1 | CLIP (LAMP RETAINING) | | | | | | |
| | 7 | 1 | 234-7731 | 1 | BRACKET AS | | | | | | |

M-METRIC PART



GRAPHIC #1

<END>

g01026923

ELECTRICAL AND STARTING SYSTEM

180-3664 LAMP GP-WARNING BEACON-MAGNETIC MOUNT

(CHG -00, -01)

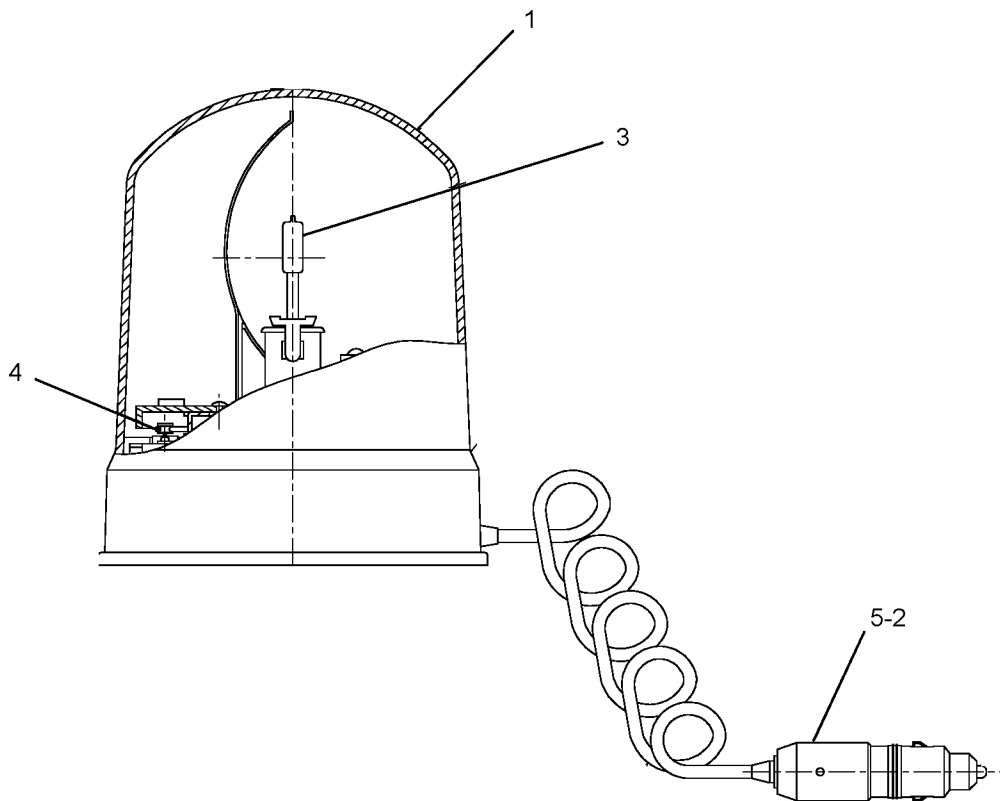
S/N: HLS1-UP

PART OF 211-4292 LIGHTING GP-WARNING BEACON
AN ATTACHMENT

SMCS-1431

i02467097

| NOTE | REF NO | GRAPHIC REF | PART NUMBER | QTY | PART NAME | | | | | | SEE PAGE |
|------|--------|-------------|-------------|-----|-----------------------------|---|---|---|---|-------------------|----------|
| | | | | | 1 | 2 | 3 | 4 | 5 | 6 (PRODUCT LEVEL) | |
| | 1 | 1 | 272-9800 | 1 | LENS | | | | | | |
| | 2 | 1 | 179-5434 | 1 | PLUG AS | | | | | | |
| | | 1 | 3K-8782 | 1 | FUZE (10-AMPERE) | | | | | | |
| | 3 | 1 | 9X-8118 | 1 | LAMP (12-VOLT, 55-WATT) | | | | | | |
| | 4 | 1 | 9X-8139 | 1 | BELT-DRIVE (WARNING BEACON) | | | | | | |
| | 5 | 1 | 3K-8782 | 1 | FUZE (10-AMPERE) | | | | | | |



GRAPHIC #1

<END>

g01230468

ELECTRICAL AND STARTING SYSTEM

211-4277 LIGHTING GP-FLOOD & SIGNAL-NACD, OPTIONAL (CHG -03 THRU -06)

S/N: HLS1-UP

PART OF 269-2125, 269-2126, 269-2127 CAB AR, 269-2123, 269-2124 CANOPY AR
AN ATTACHMENT

SMCS-1429, 1430, 1432, 1434

i02357744

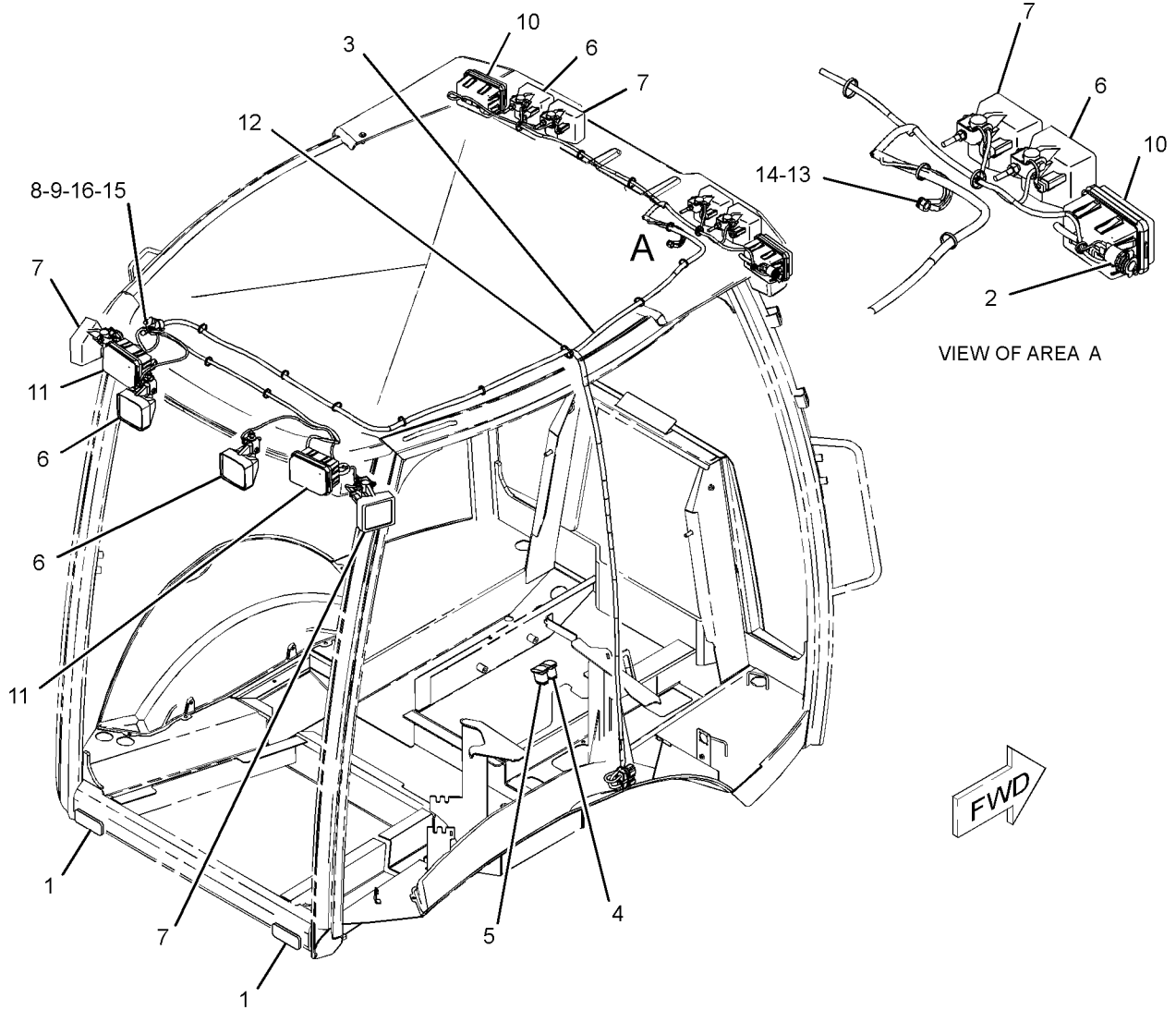
| NOTE | REF NO | GRAPHIC REF | PART NUMBER | QTY | PART NAME | | | | | | SEE PAGE |
|------|--------|-------------|-------------|-----|---|---|---|---|---|-------------------|----------|
| | | | | | 1 | 2 | 3 | 4 | 5 | 6 (PRODUCT LEVEL) | |
| | 1 | 1 | 9R-1499 | 2 | REFLECTOR | | | | | | |
| | 2 | 1 | 178-7539 | 1 | RECEPTACLE AS (POWER SUPPLY) | | | | | | |
| | 3 | 1 | 213-6049 | 1 | HARNESS AS-LIGHTING (ROOF) | | | | | | |
| | | 1 | 8L-8413 | 19 | STRAP-CABLE | | | | | | |
| E | | 1 | 125-7874 | | TUBE-HEAT SHRINK (5.72-MM DIA) (35-CM) | | | | | | |
| E | | 1 | 125-7875 | | TUBE-HEAT SHRINK (7.44-MM DIA) (15-CM) | | | | | | |
| | | 1 | 155-2271 | 2 | KIT-CONNECTING PLUG (4-PIN) | | | | | | |
| | | 1 | 155-2270 | 10 | KIT-CONNECTING PLUG (2-PIN) | | | | | | |
| | | | | | (EACH PLUG KIT INCLUDES PLUG AS & WEDGE) | | | | | | |
| | | 1 | 102-8805 | 1 | KIT-RECEPTACLE (6-PIN) | | | | | | |
| | | 1 | 102-8806 | 1 | KIT-RECEPTACLE (8-PIN) | | | | | | |
| | | | | | (EACH RECEPTACLE KIT INCLUDES RECEPTACLE AS & WEDGE) | | | | | | |
| | 4 | 1 | 214-4698 | 1 | SWITCH AS-ROCKER (FLOODLIGHTS, FRONT) | | | | | | |
| | | 1 | 111-7899 | 1 | GASKET | | | | | | |
| | 5 | 1 | 214-4700 | 1 | SWITCH AS-ROCKER (FLOODLIGHTS, REAR) | | | | | | |
| | | 1 | 111-7899 | 1 | GASKET | | | | | | |
| Y | 6 | 1 | 234-4328 | 4 | LAMP GP-FLOOD (12-VOLT, SUSPENDED MOUNT) (FRONT, REAR, WIDE RANGE) | | | | | | 91 |
| Y | 7 | 1 | 234-4329 | 4 | LAMP GP-FLOOD (12-VOLT, SUSPENDED MOUNT) (FRONT, SIDE, LONG RANGE) | | | | | | 92 |
| | 8 | 1 | 282-7833 | 1 | GROMMET | | | | | | |
| | 9 | 1 | 282-7835 | 1 | PLATE | | | | | | |
| | 10 | 1 | 172-6489 | 2 | LAMP GP-HEAD & SIGNAL | | | | | | |
| | | | | | (EACH INCLUDES) | | | | | | |
| | | 1 | 3C-4883 | 1 | LAMP (12-VOLT, 21-WATT) | | | | | | |
| | | 1 | 176-0348 | 1 | LENS (FRONT) | | | | | | |
| | | 1 | 102-8802 | 1 | KIT-RECEPTACLE (2-PIN) | | | | | | |
| | | | | | (INCLUDES RECEPTACLE AS & WEDGE) | | | | | | |
| | 11 | 1 | 172-6490 | 2 | LAMP GP-SIGNAL | | | | | | |
| | | | | | (EACH INCLUDES) | | | | | | |
| | | 1 | 3C-4883 | 1 | LAMP (12-VOLT, 21-WATT) | | | | | | |
| | | 1 | 3C-6516 | 1 | LAMP (12-VOLT, 21/5-WATT) | | | | | | |
| | | 1 | 146-2438 | 1 | LENS-LAMP (REAR) | | | | | | |
| | | 1 | 102-8804 | 1 | KIT-RECEPTACLE (4-PIN) | | | | | | |
| | | | | | (INCLUDES RECEPTACLE AS & WEDGE) | | | | | | |
| | 12 | 1 | 3S-2093 | 25 | STRAP-CABLE | | | | | | |
| | 13 | 1 | 8T-4121 | 2 | WASHER-HARD (11X21X2.5-MM THK) | | | | | | |
| M | 14 | 1 | 8T-4133 | 1 | NUT (M10X1.5-THD) | | | | | | |
| M | 15 | 1 | 8T-4181 | 2 | BOLT (M6X1X20-MM) | | | | | | |
| | 16 | 1 | 9X-8256 | 2 | WASHER (6.6X12X2-MM THK) | | | | | | |

E-ORDER BY THE CENTIMETER
M-METRIC PART
Y-SEPARATE ILLUSTRATION

ELECTRICAL AND STARTING SYSTEM

211-4277 LIGHTING GP-FLOOD & SIGNAL (contd.)

i02357744



GRAPHIC #1

<END>

g01233110

ELECTRICAL AND STARTING SYSTEM

211-4292 LIGHTING GP-WARNING BEACON (CHG -03, -04)

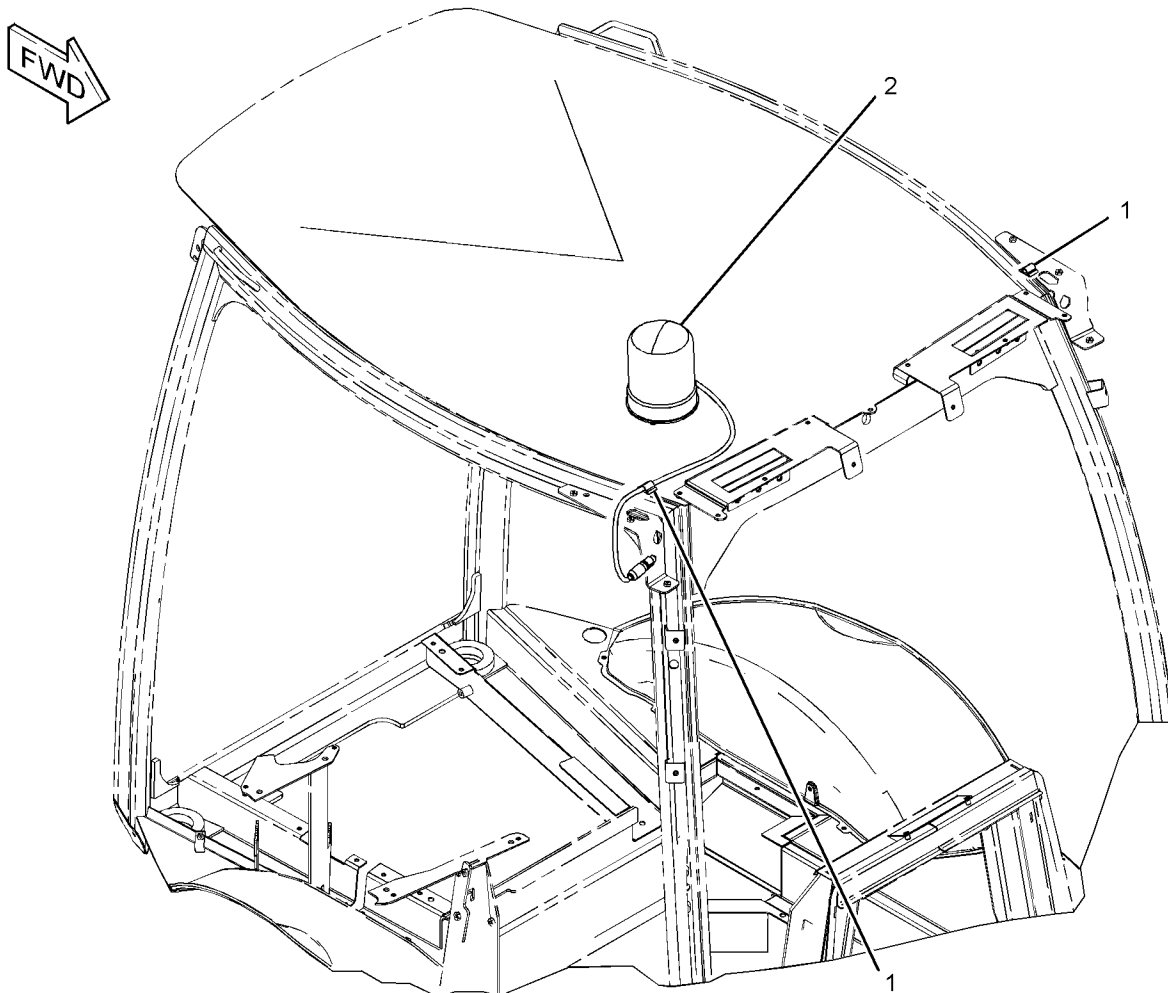
S/N: HLS1-UP
AN ATTACHMENT

SMCS-1431

i02467098

| NOTE | REF NO | GRAPHIC REF | PART NUMBER | QTY | PART NAME | | | | | | SEE PAGE |
|------|--------|-------------|-------------|-----|---|---|---|---|---|-------------------|----------|
| | | | | | 1 | 2 | 3 | 4 | 5 | 6 (PRODUCT LEVEL) | |
| | 1 | 1 | 031-5644 | 1 | CLIP | | | | | | |
| Y | 2 | 1 | 180-3664 | 1 | LAMP GP-WARNING BEACON (12-VOLT, AMBER) | | | | | | 93 |

Y-SEPARATE ILLUSTRATION



GRAPHIC #1

<END>

g01233454

ELECTRICAL AND STARTING SYSTEM

225-4323 MOUNTING GP-MAST-ACCUGRADE (CHG -01, -02)

S/N: HLS1-UP

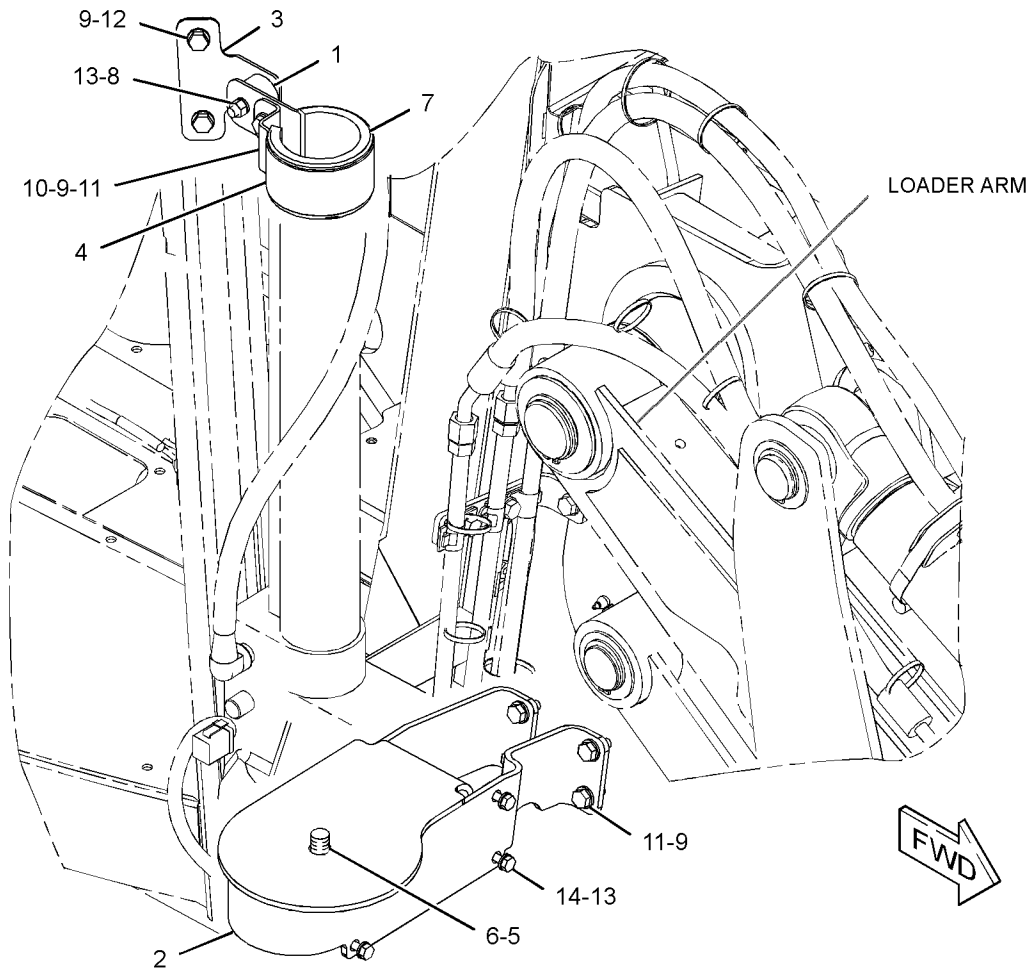
PART OF 246-8045 INSTALLATION GP-GRADE CONTROL
AN ATTACHMENT

SMCS-6401

i02355762

| NOTE | REF NO | GRAPHIC REF | PART NUMBER | QTY | PART NAME | | | | | | SEE PAGE |
|------|--------|-------------|-------------|-----|----------------------------------|---|---|---|---|-------------------|----------|
| | | | | | 1 | 2 | 3 | 4 | 5 | 6 (PRODUCT LEVEL) | |
| | 1 | 1 | 9W-4361 | 1 | MOUNT-FLEXIBLE | | | | | | |
| | 2 | 1 | 225-4324 | 1 | PLATE AS | | | | | | |
| M | | 1 | 8T-3612 | 4 | NUT-WELD (M8X1.25-THD) | | | | | | |
| | | 1 | 091-4113 | 1 | SPACER | | | | | | |
| | 3 | 1 | 225-4326 | 1 | PLATE | | | | | | |
| | 4 | 1 | 251-6708 | 1 | PLATE | | | | | | |
| | 5 | 1 | 2H-3740 | 1 | BOLT (3/4-16X1.25-IN) | | | | | | |
| | 6 | 1 | 5P-8248 | 1 | WASHER-HARD (20X36.5X3.5-MM THK) | | | | | | |
| | 7 | 1 | 6V-1869 | 1 | GROMMET | | | | | | |
| | 8 | 1 | 6V-8801 | 2 | NUT (3/8-16-THD) | | | | | | |
| | 9 | 1 | 8T-4121 | 8 | WASHER-HARD (11X21X2.5-MM THK) | | | | | | |
| M | 10 | 1 | 8T-4133 | 1 | NUT (M10X1.5-THD) | | | | | | |
| M | 11 | 1 | 8T-4136 | 5 | BOLT (M10X1.5X25-MM) | | | | | | |
| M | 12 | 1 | 8T-4137 | 2 | BOLT (M10X1.5X20-MM) | | | | | | |
| | 13 | 1 | 8T-4224 | 6 | WASHER-HARD (8.8X16X2-MM THK) | | | | | | |
| M | 14 | 1 | 8T-4908 | 4 | BOLT (M8X1.25X25-MM) | | | | | | |

M-METRIC PART



GRAPHIC #1

<END>

g01233616

ELECTRICAL AND STARTING SYSTEM

251-3200 MOUNTING GP-SENSOR-ANGLE (CHG -00, -01)

S/N: HLS1-UP

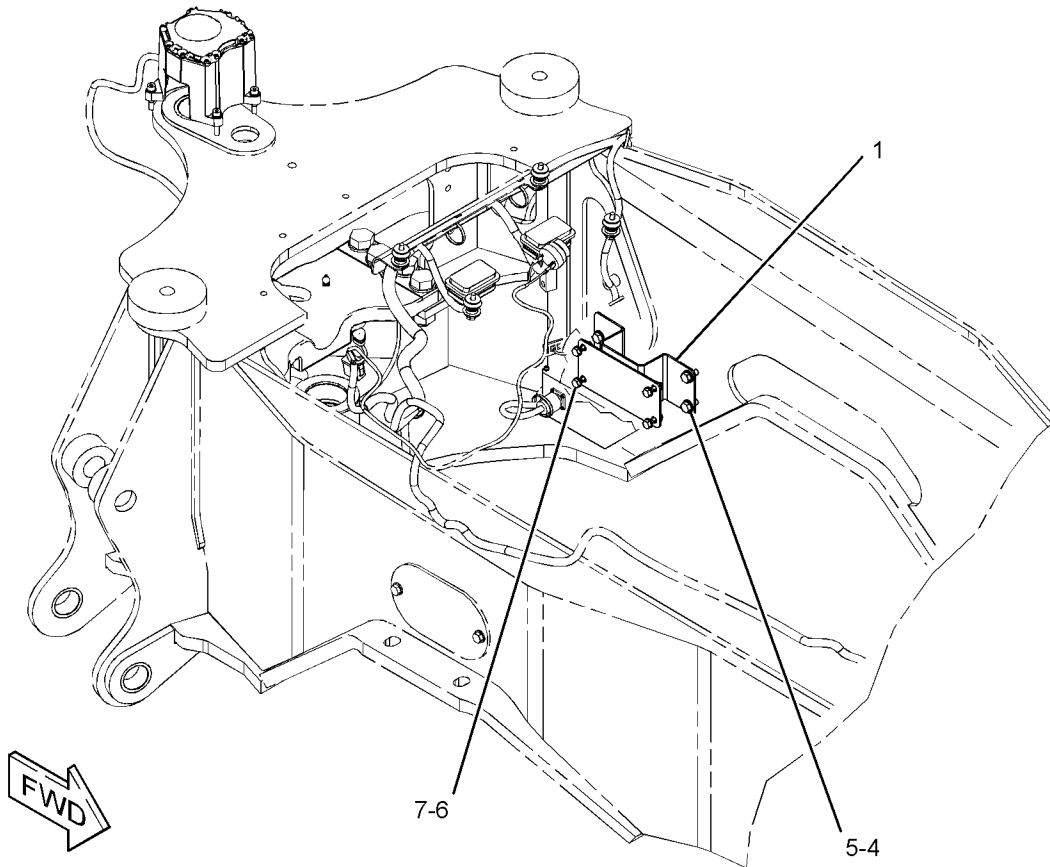
PART OF 211-4253 INSTALLATION GP-MONITOR
AN ATTACHMENT

SMCS-5736

i02440898

| NOTE | REF NO | GRAPHIC REF | PART NUMBER | QTY | PART NAME | | | | | | SEE PAGE |
|------|--------|-------------|-------------|-----|--------------------------------|---|---|---|---|-------------------|----------|
| | | | | | 1 | 2 | 3 | 4 | 5 | 6 (PRODUCT LEVEL) | |
| | 1 | 1 | 264-3756 | 1 | PLATE AS | | | | | | |
| | 4 | 1 | 8T-4121 | 3 | WASHER-HARD (11X21X2.5-MM THK) | | | | | | |
| M | 5 | 1 | 8T-4137 | 3 | BOLT (M10X1.5X20-MM) | | | | | | |
| | 6 | 1 | 8T-4224 | 4 | WASHER-HARD (8.8X16X2-MM THK) | | | | | | |
| M | 7 | 1 | 8T-7547 | 4 | BOLT (M8X1.25X30-MM) | | | | | | |

M-METRIC PART



GRAPHIC #1

<END>

g01205531

ELECTRICAL AND STARTING SYSTEM

276-7287 RELAY GP (CHG -00)

S/N: HLS1-UP

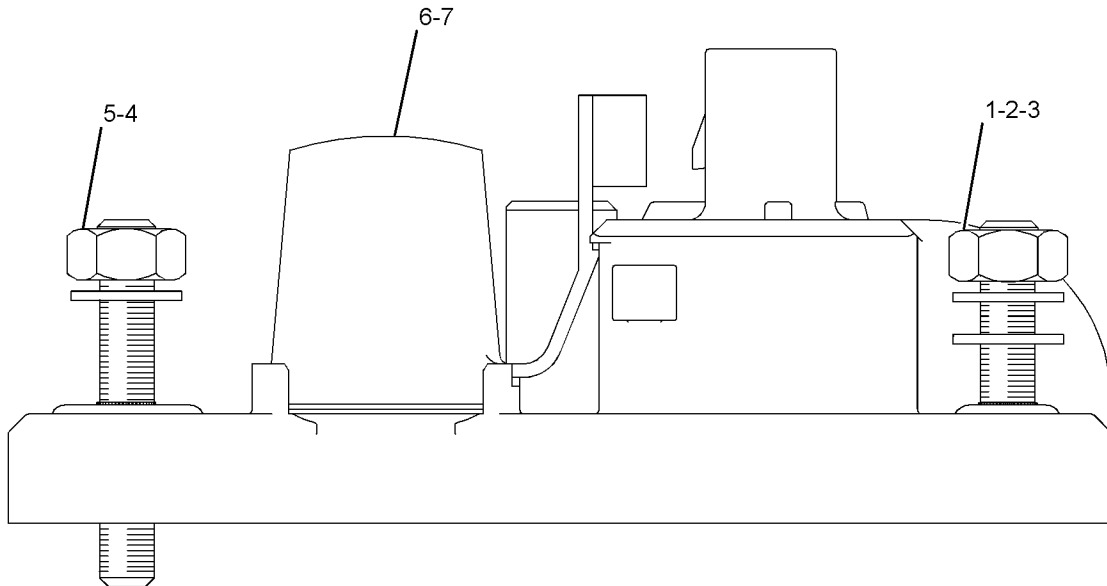
PART OF 211-4268 WIRING GP-AIR CONDITIONER, 211-4269 WIRING GP-HEATER
AN ATTACHMENT

SMCS-1422, 4493

i02481639

| NOTE | REF NO | GRAPHIC REF | PART NUMBER | QTY | PART NAME | | | | | | SEE PAGE |
|------|--------|-------------|-----------------|-----|---------------------------------|---|---|---|---|-------------------|----------|
| | | | | | 1 | 2 | 3 | 4 | 5 | 6 (PRODUCT LEVEL) | |
| M | 1 | 1 | 5C-2890 | 2 | NUT (M6X1-THD) | | | | | | |
| | 2 | 1 | 8T-4205 | 2 | WASHER-HARD (7.2X14.5X2-MM THK) | | | | | | |
| | 3 | 1 | 1H-3244 | 2 | LOCKWASHER | | | | | | |
| M | 4 | 1 | 5C-7261 | 1 | NUT (M8X1.25-THD) | | | | | | |
| | 5 | 1 | 8T-4224 | 1 | WASHER-HARD (8.8X16X2-MM THK) | | | | | | |
| | 6 | 1 | 267-5213 | 1 | COVER | | | | | | |
| | 7 | 1 | 267-5211 | 1 | SEAL | | | | | | |

M-METRIC PART



GRAPHIC #1

<END>

g01239730

ELECTRICAL AND STARTING SYSTEM

276-7290 RELAY GP-12-VOLT (CHG -00)

S/N: HLS1-UP

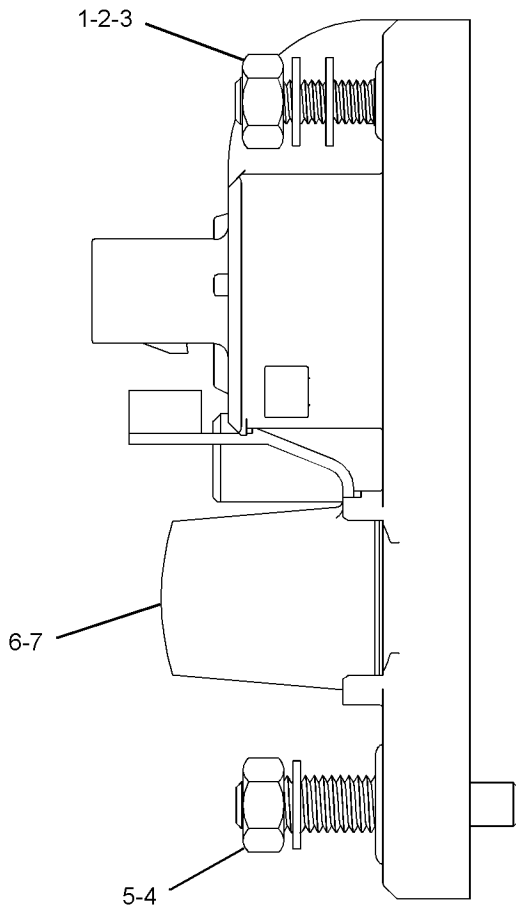
PART OF 211-4240 WIRING GP-PLATFORM
AN ATTACHMENT

SMCS-1422, 4493

i02446335

| NOTE | REF NO | GRAPHIC REF | PART NUMBER | QTY | PART NAME | | | | | | SEE PAGE |
|------|--------|-------------|-------------|-----|---------------------------------|---|---|---|---|-------------------|----------|
| | | | | | 1 | 2 | 3 | 4 | 5 | 6 (PRODUCT LEVEL) | |
| M | 1 | 1 | 5C-2890 | 2 | NUT (M6X1-THD) | | | | | | |
| | 2 | 1 | 8T-4205 | 2 | WASHER-HARD (7.2X14.5X2-MM THK) | | | | | | |
| | 3 | 1 | 1H-3244 | 2 | LOCKWASHER | | | | | | |
| M | 4 | 1 | 5C-7261 | 1 | NUT (M8X1.25-THD) | | | | | | |
| | 5 | 1 | 8T-4224 | 1 | WASHER-HARD (8.8X16X2-MM THK) | | | | | | |
| | 6 | 1 | 267-5213 | 1 | COVER | | | | | | |
| | 7 | 1 | 267-5211 | 1 | SEAL | | | | | | |

M-METRIC PART



GRAPHIC #1

<END>

g01212724

ELECTRICAL AND STARTING SYSTEM

276-7291 RELAY GP-12-VOLT (CHG -00)

S/N: HLS1-UP

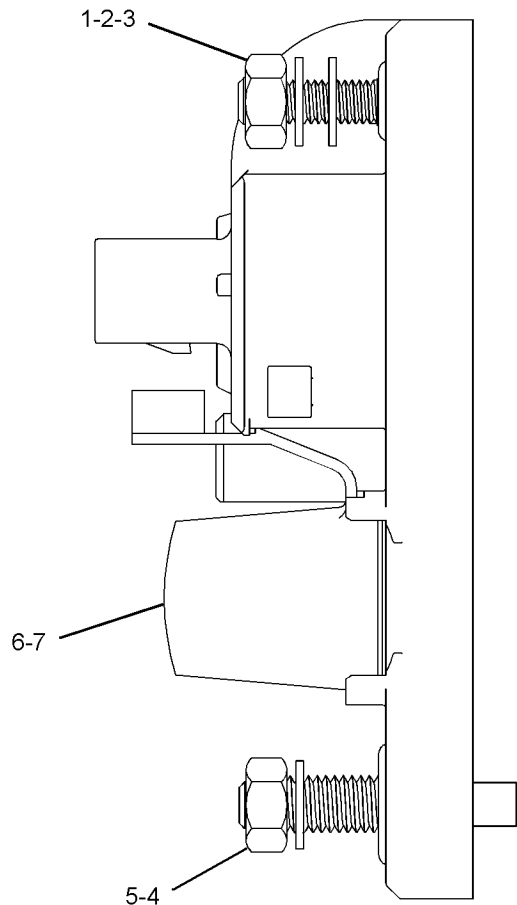
PART OF 211-4240 WIRING GP-PLATFORM
AN ATTACHMENT

SMCS-1422, 4493

i02446340

| NOTE | REF NO | GRAPHIC REF | PART NUMBER | QTY | PART NAME | | | | | | SEE PAGE |
|------|--------|-------------|-------------|-----|---------------------------------|---|---|---|---|-------------------|----------|
| | | | | | 1 | 2 | 3 | 4 | 5 | 6 (PRODUCT LEVEL) | |
| M | 1 | 1 | 5C-2890 | 2 | NUT (M6X1-THD) | | | | | | |
| | 2 | 1 | 8T-4205 | 2 | WASHER-HARD (7.2X14.5X2-MM THK) | | | | | | |
| | 3 | 1 | 1H-3244 | 2 | LOCKWASHER | | | | | | |
| M | 4 | 1 | 5C-7261 | 1 | NUT (M8X1.25-THD) | | | | | | |
| | 5 | 1 | 8T-4224 | 1 | WASHER-HARD (8.8X16X2-MM THK) | | | | | | |
| | 6 | 1 | 267-5213 | 1 | COVER | | | | | | |
| | 7 | 1 | 267-5211 | 1 | SEAL | | | | | | |

M-METRIC PART



GRAPHIC #1

<END>

g01212729

ELECTRICAL AND STARTING SYSTEM

189-5746 SENSOR GP-SPEED (CHG -00, -01)

S/N: HLS1-UP

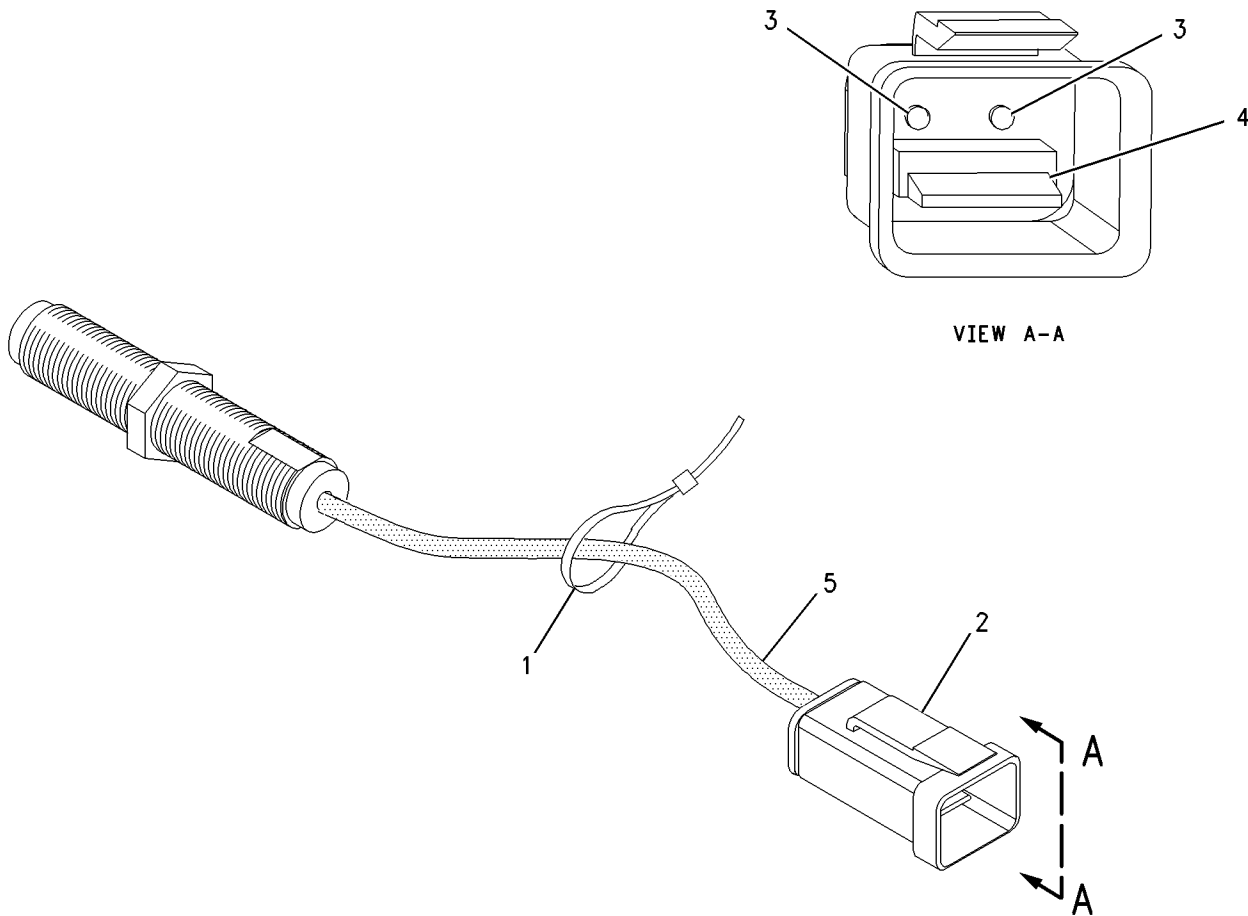
PART OF 271-3774 TRANSMISSION GP-DIRECT DRIVE
AN ATTACHMENT

SMCS-3175

i02300261

| NOTE | REF NO | GRAPHIC REF | PART NUMBER | QTY | PART NAME | | | | | | SEE PAGE |
|------|--------|-------------|-------------|-----|--|---|---|---|---|-------------------|----------|
| | | | | | 1 | 2 | 3 | 4 | 5 | 6 (PRODUCT LEVEL) | |
| | 1 | 1 | 171-5349 | 1 | STRAP-MARKER | | | | | | |
| | 2 | 1 | 102-8802 | 1 | KIT-RECEPTACLE (2-PIN) (INCLUDES RECEPTACLE AS AND WEDGE) | | | | | | |
| | 3 | 1 | 186-3735 | 2 | PIN-CONNECTOR (16-GA TO 18-GA) | | | | | | |
| | 4 | 1 | 3E-3365 | 1 | WEDGE-RECEPTACLE LOCK (2-PIN) | | | | | | |
| E | 5 | 1 | 9X-1386 | | SLEEVE (14-CM) | | | | | | |

E-ORDER BY THE CENTIMETER



GRAPHIC #1

<END>

g00837278

ELECTRICAL AND STARTING SYSTEM

143-0539 STARTING MOTOR GP-ELECTRIC-12-VOLT*R

(CHG -00, -00D1, -01)

S/N: CRS1-UP

PART OF 237-0024 STARTING MOTOR GP-ELECTRIC

SMCS-1453

i02474556

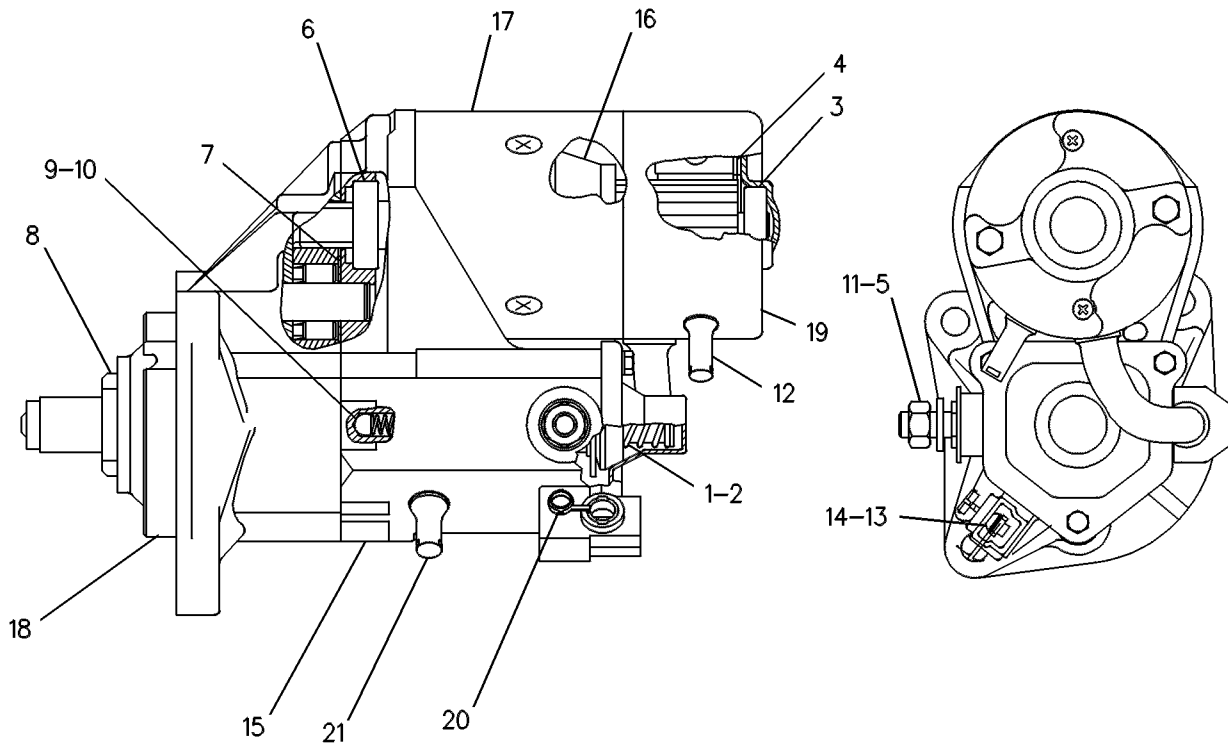
| NOTE | REF NO | GRAPHIC REF | PART NUMBER | QTY | PART NAME | | | | | | SEE PAGE |
|------|--------|-------------|-------------|-----|---|---|---|---|---|-------------------|----------|
| | | | | | 1 | 2 | 3 | 4 | 5 | 6 (PRODUCT LEVEL) | |
| | 1 | 1 | 8C-9778 | 1 | PLUNGER AS | | | | | | |
| | 2 | 1 | 8C-9783 | 1 | GASKET | | | | | | |
| | 3 | 1 | 2P-8104 | 1 | BEARING | | | | | | |
| | 4 | 1 | 7T-6092 | 1 | HOLDER AS-BRUSH | | | | | | |
| M | 5 | 1 | 8T-4133 | 2 | NUT (M10X1.5-THD) | | | | | | |
| | 6 | 1 | 7T-6088 | 1 | BEARING AS | | | | | | |
| | 7 | 1 | 7T-6087 | 1 | WASHER | | | | | | |
| | 8 | 1 | 7T-6093 | 1 | CLUTCH AS | | | | | | |
| | 9 | 1 | 8J-4455 | 1 | BALL | | | | | | |
| | 10 | 1 | 7T-6090 | 1 | SPRING | | | | | | |
| | 11 | 1 | 8T-4121 | 2 | WASHER-HARD (11X21X2.5-MM THK) | | | | | | |
| | 12 | 1 | 3E-5153 | 1 | COVER-STARTING MOTOR | | | | | | |
| M | 13 | 1 | 9X-2036 | 1 | SCREW-PAN HEAD | | | | | | |
| | 14 | 1 | 8F-1434 | 1 | LOCKWASHER | | | | | | |
| | 15 | 1 | 100-4113 | 1 | SWITCH AS (STARTING MOTOR) (12-VOLT) | | | | | | |
| | 16 | 1 | 100-4119 | 1 | ARMATURE AS | | | | | | |
| | 17 | 1 | 100-4118 | 1 | CASE AS-STARTING MOTOR | | | | | | |
| | 18 | 1 | 100-4115 | 1 | HOUSING-STARTING MOTOR | | | | | | |
| | 19 | 1 | 143-1344 | 1 | FRAME-STARTER | | | | | | |
| | 20 | 1 | 100-3685 | 1 | CAP | | | | | | |
| | 21 | 1 | 3E-5154 | 1 | BUSHING-STARTING MOTOR | | | | | | |
| | | | | | AVAILABLE REPAIR KIT(S): | | | | | | |
| | | | 7T-6099 | 1 | KIT-GEAR (STARTING MOTOR) (INCLUDES RETAINER, PINION & ROLLERS) | | | | | | |
| | | | 146-6729 | 1 | KIT-HARDWARE (STARTING MOTOR) (INCLUDES BOLTS, SCREWS, SCREW ASSEMBLIES & PLATE) | | | | | | |
| | | | 100-4112 | 1 | KIT-CONTACT (STARTING MOTOR) (INCLUDES NUT, WASHERS, SEAL, BUSHINGS, PLATE & BOLT) | | | | | | |

M-METRIC PART

ELECTRICAL AND STARTING SYSTEM

143-0539 STARTING MOTOR GP-ELECTRIC (contd.)

i02474556



GRAPHIC #1

<END>

g00131126

ELECTRICAL AND STARTING SYSTEM

237-0024 STARTING MOTOR GP-ELECTRIC (CHG -00)

S/N: CRS1-UP

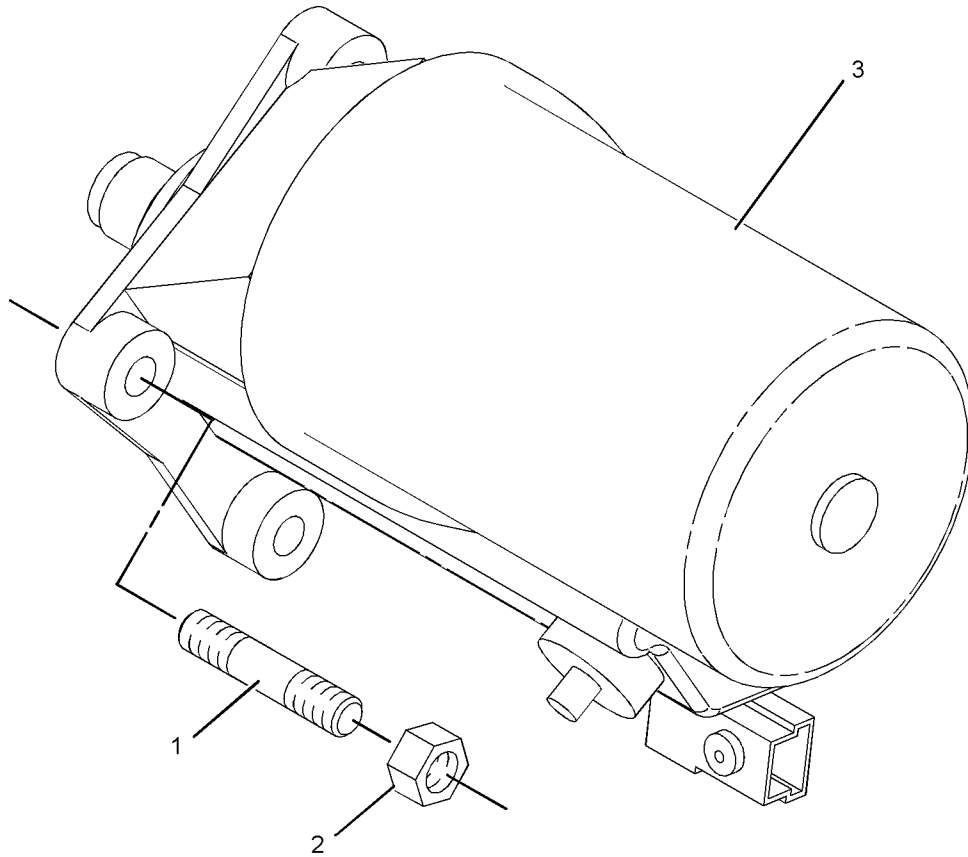
PART OF 273-3610 ENGINE AR

SMCS-1453

i01991979

| NOTE | REF NO | GRAPHIC REF | PART NUMBER | QTY | PART NAME | | | | | | SEE PAGE |
|------|--------|-------------|-----------------|-----|----------------------------|---|---|---|---|-------------------|----------|
| | | | | | 1 | 2 | 3 | 4 | 5 | 6 (PRODUCT LEVEL) | |
| | 1 | 1 | 6I-0364 | 3 | STUD (M10X1.5X30MM) | | | | | | |
| | 2 | 1 | 6I-0594 | 3 | NUT (M10X1.5) | | | | | | |
| YR | 3 | 1 | 143-0539 | 1 | STARTING MOTOR GP-ELECTRIC | | | | | | 103 |

R-REMFG PART MAY BE AVAILABLE
Y-SEPARATE ILLUSTRATION



GRAPHIC #1

<END>

g01039910

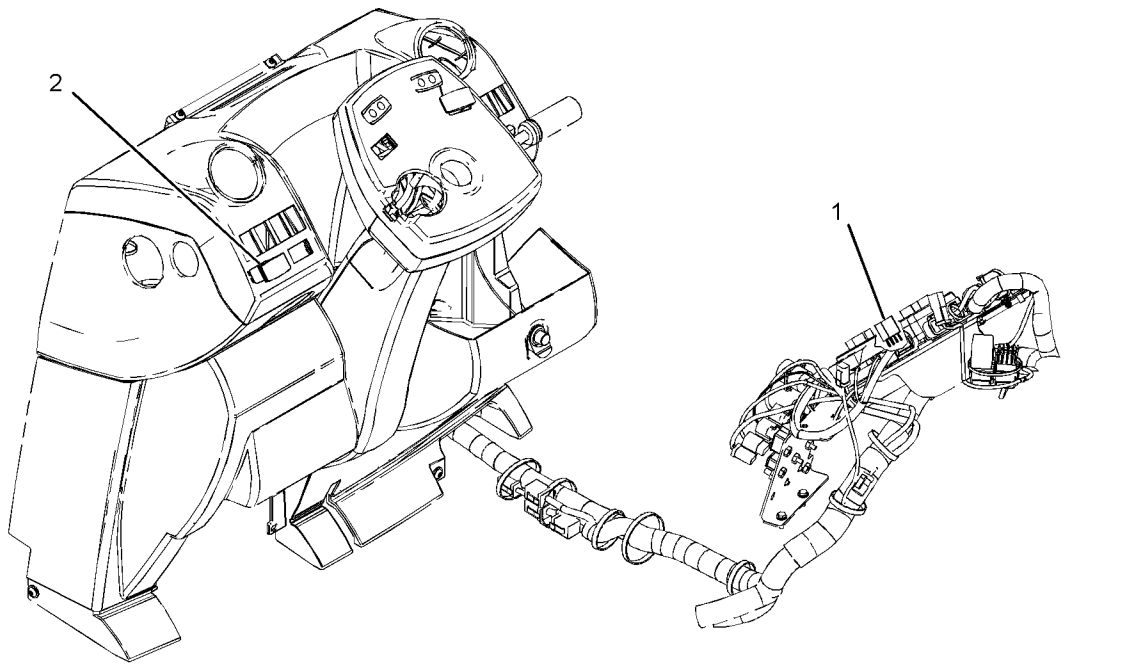
ELECTRICAL AND STARTING SYSTEM

211-4267 SWITCH GP-ALL WHEEL DRIVE-INCLUDES RELAY
 (CHG -01, -02)
 S/N: HLS1-UP
 PART OF 216-4740 DRIVE AR-BACKHOE LOADER
 AN ATTACHMENT

SMCS-1435, 4493

i02451223

| NOTE | REF NO | GRAPHIC REF | PART NUMBER | QTY | PART NAME | | | | | | SEE PAGE |
|------|--------|-------------|-------------|-----|------------------------------------|---|---|---|---|-------------------|----------|
| | | | | | 1 | 2 | 3 | 4 | 5 | 6 (PRODUCT LEVEL) | |
| | 1 | 1 | 146-9439 | 1 | RELAY AS (12-VOLT) | | | | | | |
| | 2 | 1 | 214-4692 | 1 | SWITCH AS-ROCKER (ALL WHEEL DRIVE) | | | | | | |



GRAPHIC #1

<END>

g01211965

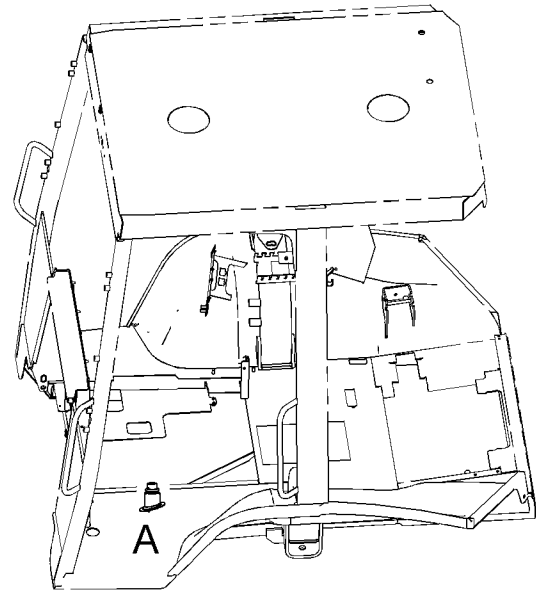
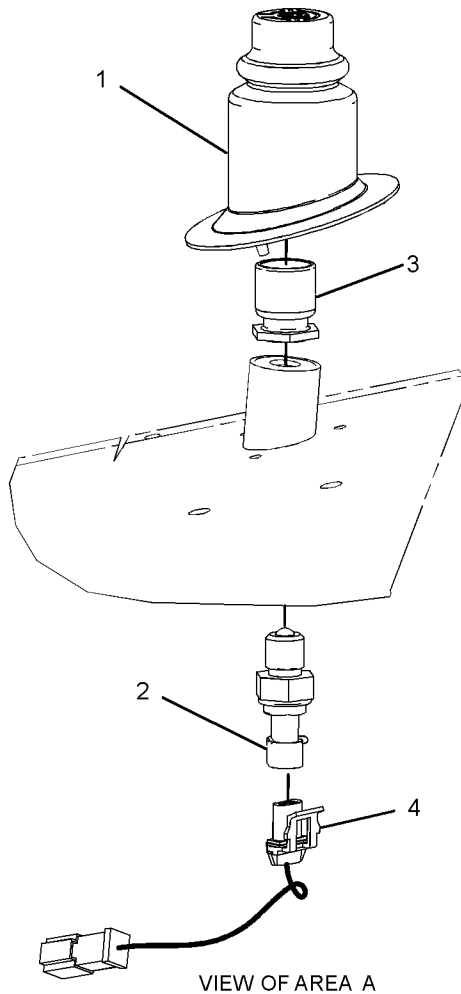
ELECTRICAL AND STARTING SYSTEM

202-6010 SWITCH GP-DIFFERENTIAL LOCK-CENTER PIVOT (CHG -00 THRU -02) S/N: HLS1-UP PART OF 216-3315, 216-3316 POWER TRAIN AR AN ATTACHMENT

SMCS-1435, 3264

i02442926

| NOTE | REF NO | GRAPHIC REF | PART NUMBER | QTY | PART NAME | | | | | | SEE PAGE |
|------|--------|-------------|-------------|-----|--|---|---|---|---|-------------------|----------|
| | | | | | 1 | 2 | 3 | 4 | 5 | 6 (PRODUCT LEVEL) | |
| | 1 | 1 | 201-9459 | 1 | BOOT | | | | | | |
| | 2 | 1 | 204-0775 | 1 | SWITCH AS-FOOT (DIFFERENTIAL LOCK) | | | | | | |
| | 3 | 1 | 205-6298 | 1 | ACTUATOR | | | | | | |
| | 4 | 1 | 213-6060 | 1 | HARNESS AS-WIRING (DIFFERENTIAL LOCK) | | | | | | |
| | | 1 | 102-8802 | 1 | KIT-RECEPTACLE (2-PIN) (INCLUDES RECEPTACLE AS & WEDGE) | | | | | | |
| | | 1 | 205-9362 | 1 | PLUG AS | | | | | | |



LEFT SIDE VIEW
(UPPER FRONT)

GRAPHIC #1

<END>

g01230746

ELECTRICAL AND STARTING SYSTEM

237-4896 SWITCH GP-PRESSURE-ENGINE OIL (CHG -00, -01)

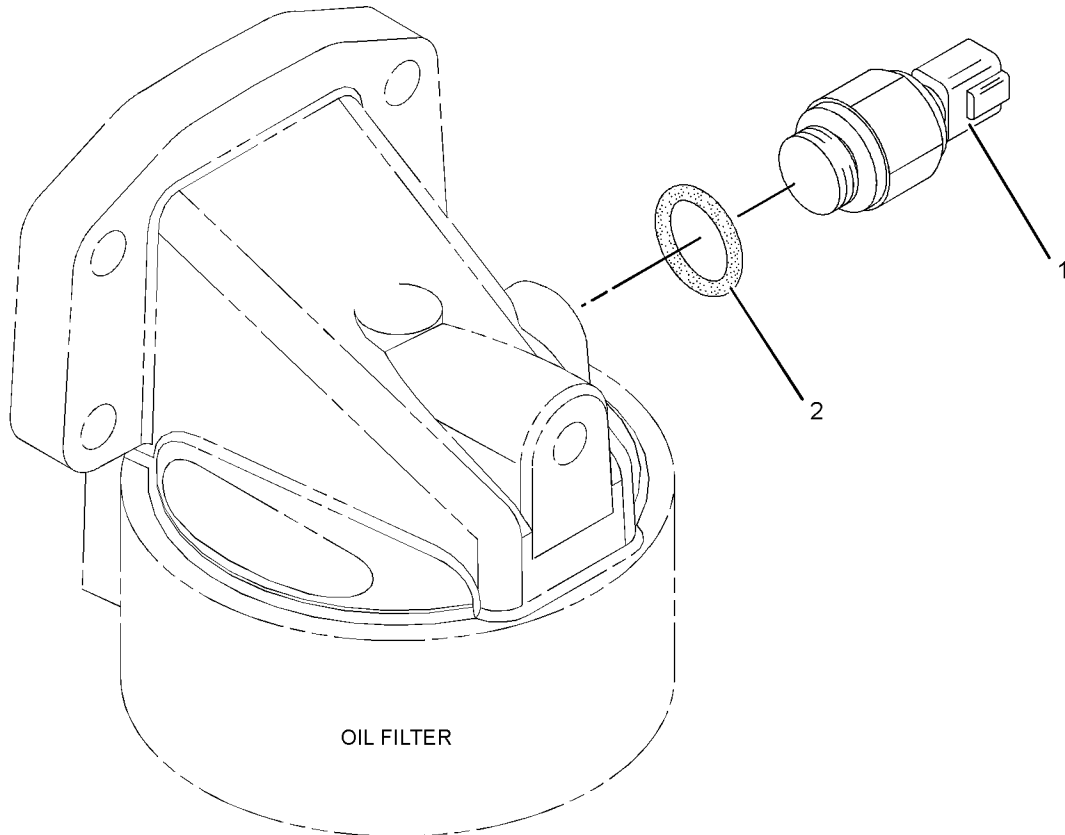
S/N: CRS1-UP

PART OF 273-3610 ENGINE AR

SMCS-1435

i02437894

| NOTE | REF NO | GRAPHIC REF | PART NUMBER | QTY | PART NAME | | | | | | SEE PAGE |
|------|--------|-------------|-----------------|-----|---------------------------------|---|---|---|---|-------------------|----------|
| | | | | | 1 | 2 | 3 | 4 | 5 | 6 (PRODUCT LEVEL) | |
| | 1 | 1 | 237-4894 | 1 | SWITCH AS-PRESSURE (ENGINE OIL) | | | | | | |
| | 2 | 1 | 199-9267 | 1 | SEAL-O-RING | | | | | | |



GRAPHIC #1

<END>

g01218504

ELECTRICAL AND STARTING SYSTEM

211-4268 WIRING GP-AIR CONDITIONER (CHG -03 THRU -06)

S/N: HLS1-UP

PART OF 269-2127 CAB AR
AN ATTACHMENT

SMCS-1408, 7320

i02445880

| NOTE | REF NO | GRAPHIC REF | PART NUMBER | QTY | PART NAME | | | | | | SEE PAGE |
|------|--------|-------------|-------------|-----|--|---|---|---|---|-------------------|----------|
| | | | | | 1 | 2 | 3 | 4 | 5 | 6 (PRODUCT LEVEL) | |
| | 1 | 1 | 3E-9362 | 1 | RELAY AS (12-VOLT) | | | | | | |
| | 2 | 1 | 6K-0806 | 2 | STRAP-CABLE | | | | | | |
| | 3 | 1 | 9X-7378 | 1 | SEAL-O-RING | | | | | | |
| | 4 | 1 | 106-8704 | 1 | SUPPRESSOR AS-ARC | | | | | | |
| | | 1 | 102-8802 | 1 | KIT-RECEPTACLE (2-PIN) (INCLUDES RECEPTACLE AS & WEDGE) | | | | | | |
| | | 1 | 186-3735 | 2 | PIN-CONNECTOR (16-GA TO 18-GA) | | | | | | |
| 5 | 1 | 1 | 202-6108 | 1 | HARNESS AS-HEATER & AIR COND (POWER) | | | | | | |
| | | 1 | 111-6792 | 1 | TERMINAL-RECEPTACLE | | | | | | |
| | | 1 | 102-8802 | 1 | KIT-RECEPTACLE (2-PIN) (INCLUDES RECEPTACLE AS & WEDGE) | | | | | | |
| | | 1 | 8L-8413 | 12 | STRAP-CABLE | | | | | | |
| | | 1 | 111-6795 | 1 | HOUSING-RELAY | | | | | | |
| | | 1 | 111-6816 | 1 | LOCK | | | | | | |
| 6 | 1 | 1 | 213-6055 | 1 | HARNESS AS-HEATER & AIR COND | | | | | | |
| | | 1 | 9X-1055 | 2 | TERMINAL-RECEPTACLE | | | | | | |
| | | 1 | 091-2436 | 7 | TERMINAL-BLADE | | | | | | |
| | | 1 | 100-5041 | 2 | TERMINAL-RECEPTACLE | | | | | | |
| | | 1 | 104-1995 | 11 | TERMINAL-BLADE | | | | | | |
| | | 1 | 122-4401 | 1 | TERMINAL | | | | | | |
| | | 1 | 8L-8413 | 29 | STRAP-CABLE | | | | | | |
| | | 1 | 213-0139 | 5 | PIN | | | | | | |
| E | | 1 | 119-3662 | | TUBE-HEAT SHRINK (10.85-MM DIA) (20-CM) | | | | | | |
| E | | 1 | 125-7874 | | TUBE-HEAT SHRINK (5.72-MM DIA) (10-CM) | | | | | | |
| | | 1 | 9X-1054 | 1 | PLUG AS-CONNECTOR (4-PIN) | | | | | | |
| | | 1 | 102-8802 | 1 | KIT-RECEPTACLE (2-PIN) | | | | | | |
| | | 1 | 102-8803 | 1 | KIT-RECEPTACLE (3-PIN) (EACH RECEPTACLE KIT INCLUDES RECEPTACLE AS & WEDGE) | | | | | | |
| | | 1 | 177-9648 | 1 | KIT-CONNECTING PLUG (2-PIN) | | | | | | |
| | | 1 | 177-9656 | 1 | KIT-CONNECTING PLUG (4-PIN) (EACH PLUG KIT INCLUDES PLUG AS & WEDGE) | | | | | | |
| | | 1 | 155-2270 | 1 | KIT-CONNECTING PLUG (2-PIN) (INCLUDES PLUG AS, WEDGE & INTERFACE SEAL) | | | | | | |
| | 7 | 1 | 214-4695 | 1 | SWITCH AS-ROCKER (BLOWER FAN SPEED) | | | | | | |
| | 8 | 1 | 214-4718 | 1 | SWITCH AS-ROCKER (AIR CONDITIONER, HEATER) | | | | | | |
| | 9 | 1 | 236-6923 | 1 | SWITCH AS-PRESSURE (REFRIGERANT) | | | | | | |
| | 10 | 1 | 238-7492 | 1 | HARNESS AS-HEATER & AIR COND (COMPRESSOR) | | | | | | |
| | | 1 | 8L-8413 | 1 | STRAP-CABLE | | | | | | |
| E | | 1 | 125-7874 | | TUBE-HEAT SHRINK (5.72-MM DIA) (10-CM) | | | | | | |
| | | 1 | 100-6674 | 2 | SEAL-CONNECTOR | | | | | | |
| | | 1 | 124-5640 | 2 | TERMINAL-SOCKET | | | | | | |
| | | 1 | 102-8802 | 1 | KIT-RECEPTACLE (2-PIN) (INCLUDES RECEPTACLE AS & WEDGE) | | | | | | |
| | | 1 | 155-2270 | 2 | KIT-CONNECTING PLUG (2-PIN) (EACH INCLUDES PLUG AS, WEDGE & INTERFACE SEAL) | | | | | | |
| | 11 | 1 | 275-0570 | 1 | BAR-BUS | | | | | | |
| Y | 12 | 1 | 276-7287 | 1 | RELAY GP (12-VOLT) | | | | | | 99 |
| | 13 | 1 | 115-1615 | 1 | RELAY AS (12-VOLT) | | | | | | |
| | 14 | 1 | 4P-8134 | 1 | CLIP | | | | | | |
| | 15 | 1 | 3S-2093 | 11 | STRAP-CABLE | | | | | | |
| M | 16 | 1 | 5C-2890 | 1 | NUT (M6X1-THD) | | | | | | |
| M | 17 | 1 | 5C-7261 | 1 | NUT (M8X1.25-THD) | | | | | | |
| M | 18 | 1 | 7X-2534 | 1 | BOLT (M6X1X50-MM) | | | | | | |

ELECTRICAL AND STARTING SYSTEM

211-4268 WIRING GP-AIR CONDITIONER (contd.)

i02445880

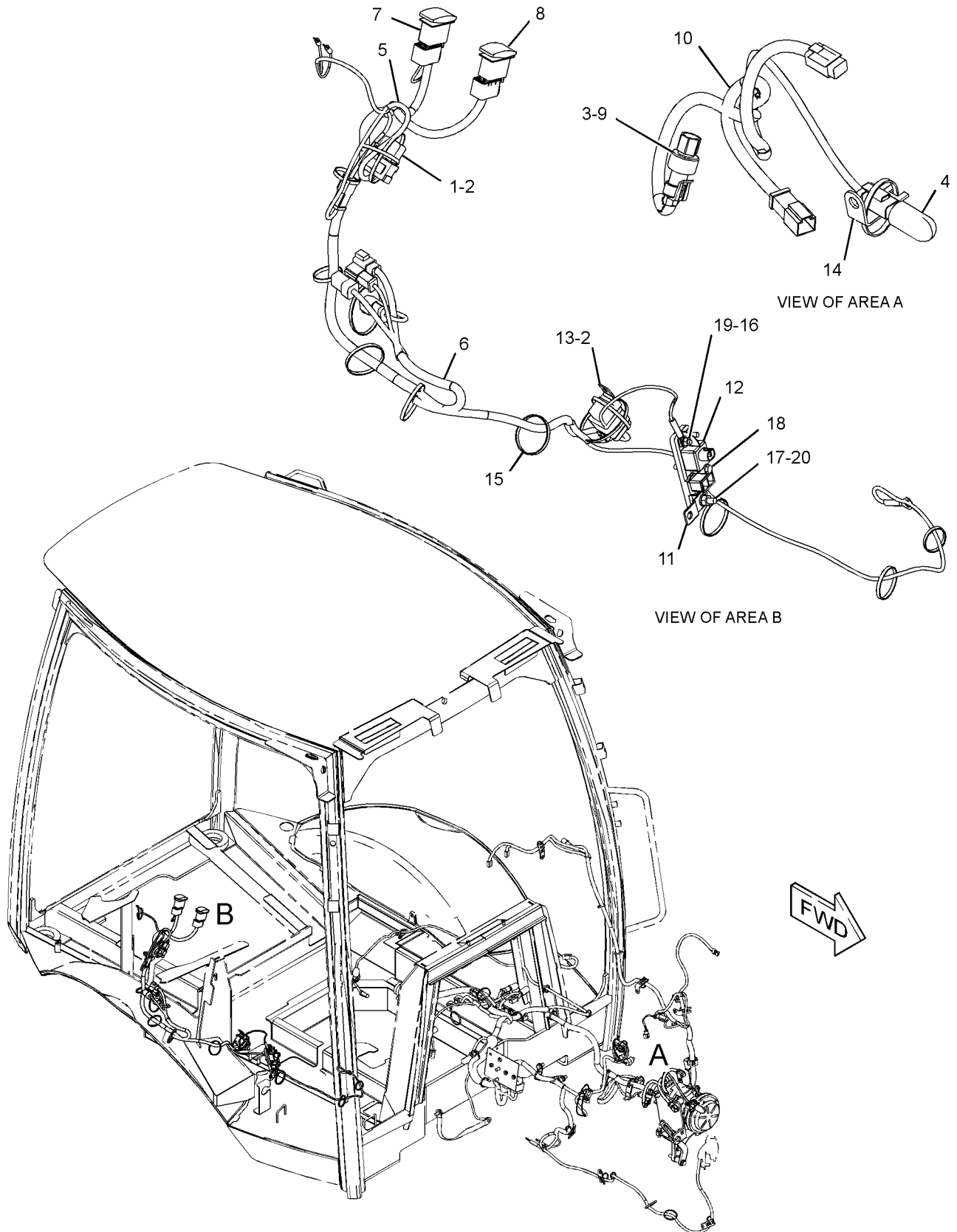
| NOTE | REF NO | GRAPHIC REF | PART NUMBER | QTY | PART NAME | | | | | | SEE PAGE |
|------|--------|-------------|----------------|-----|---------------------------------|---|---|---|---|-------------------|----------|
| | | | | | 1 | 2 | 3 | 4 | 5 | 6 (PRODUCT LEVEL) | |
| | 19 | 1 | 8T-4205 | 1 | WASHER-HARD (7.2X14.5X2-MM THK) | | | | | | |
| | 20 | 1 | 8T-4224 | 1 | WASHER-HARD (8.8X16X2-MM THK) | | | | | | |

E-ORDER BY THE CENTIMETER
M-METRIC PART
Y-SEPARATE ILLUSTRATION

ELECTRICAL AND STARTING SYSTEM

211-4268 WIRING GP-AIR CONDITIONER (contd.)

i02445880



GRAPHIC #1

<END>

g01231737

ELECTRICAL AND STARTING SYSTEM

211-4241 WIRING GP-CONSOLE-SIDE (CHG -03 THRU -08)

S/N: HLS1-UP

PART OF 269-2125, 269-2126, 269-2127 CAB AR, 269-2123, 269-2124 CANOPY AR
AN ATTACHMENT

SMCS-1408, 7478

i02446404

| NOTE | REF NO | GRAPHIC REF | PART NUMBER | QTY | PART NAME | | | | | | SEE PAGE | | |
|------|--------|-------------|-------------|----------|--|---------------------|----------------|---|---|-------------------|----------|--|--|
| | | | | | 1 | 2 | 3 | 4 | 5 | 6 (PRODUCT LEVEL) | | | |
| J | 1 | 1 | 110-7887 | 1 | SWITCH GP-START (KEY) | | | | | | | | |
| | | 1 | 7T-6799 | 1 | NUT-MOUNTING (1-32-THD) | | | | | | | | |
| | | 1 | 186-3735 | 4 | PIN-CONNECTOR (16-GA TO 18-GA) | | | | | | | | |
| | | 1 | 102-8804 | 1 | KIT-RECEPTACLE (4-PIN) (INCLUDES RECEPTACLE AS & WEDGE) | | | | | | | | |
| M | 2 | 1 | 197-7499 | 2 | BOLT (M4X0.7X25-MM) | | | | | | | | |
| | | 3 | 206-1345 | 3 | STRAP-CABLE | | | | | | | | |
| | | 4 | 206-1649 | 1 | BRACKET | | | | | | | | |
| | | 5 | 212-3416 | 3 | SCREW-PAN HEAD (8-16X0.5-IN) | | | | | | | | |
| | | 6 | 214-4693 | 1 | SWITCH AS-ROCKER (WARNING BEACON) | | | | | | | | |
| | | 7 | 214-4704 | 1 | SWITCH AS-ROCKER (HYDRAULIC LOCKOUT) | | | | | | | | |
| | | 8 | 214-4722 | 1 | SWITCH AS-ROCKER (STARTING AID) | | | | | | | | |
| | | 9 | 217-5364 | 1 | HORN | | | | | | | | |
| | | 10 | 226-7164 | 1 | GAUGE GP-COOLANT TEMPERATURE | | | | | | | | |
| | | | | 1 | 4B-2043 | 6 | NUT (8-32-THD) | | | | | | |
| | | 1 | 9B-7233 | 3 | LOCKWASHER | | | | | | | | |
| | | 1 | 7X-9065 | 1 | LAMP (12-VOLT) | | | | | | | | |
| B | 11 | 1 | 227-1057 | 6 | PLUG-HOLE | | | | | | | | |
| | | 12 | 231-9356 | 1 | FILM-INDICATOR | | | | | | | | |
| | | 13 | 268-7758 | 1 | HARNESS AS-CONSOLE | | | | | | | | |
| | | 1 | 200-2213 | 4 | HARNESS AS-WIRING (3-PIN, GAUGE) | | | | | | | | |
| | | 1 | 167-3693 | 1 | PLUG AS-CONNECTOR (31-PIN) | | | | | | | | |
| | | 1 | 155-2274 | 1 | KIT-CONNECTING PLUG (6-PIN) | | | | | | | | |
| | | 1 | 155-2271 | 1 | KIT-CONNECTING PLUG (4-PIN) | | | | | | | | |
| | | 1 | 155-2255 | 2 | KIT-CONNECTING PLUG (12-PIN) (EACH PLUG KIT INCLUDES PLUG AS, WEDGE & INTERFACE SEAL) | | | | | | | | |
| | | | | 1 | 091-2436 | 33 | TERMINAL-BLADE | | | | | | |
| | | | | 1 | 104-1995 | 17 | TERMINAL-BLADE | | | | | | |
| | | 1 | 8L-8413 | 52 | STRAP-CABLE | | | | | | | | |
| E | | 1 | 119-3662 | | TUBE-HEAT SHRINK (10.85-MM DIA) (20-CM) | | | | | | | | |
| E | | 1 | 125-7874 | | TUBE-HEAT SHRINK (5.72-MM DIA) (25-CM) | | | | | | | | |
| | | 1 | 142-9117 | 1 | CONNECTOR | | | | | | | | |
| 14 | 1 | 1 | 270-2729 | 1 | MODULE GP-WARNING INDICATOR | | | | | | | | |
| | | 1 | 102-8801 | 1 | KIT-RECEPTACLE (12-PIN) (INCLUDES RECEPTACLE AS & WEDGE) | | | | | | | | |
| | | 1 | 232-4706 | 1 | GASKET | | | | | | | | |
| | | 1 | 186-3735 | 9 | PIN-CONNECTOR (16-GA TO 18-GA) | | | | | | | | |
| | | 1 | 8T-8737 | 1 | PLUG-SEAL | | | | | | | | |
| | | 15 | 1 | 131-1424 | 1 | SEAL | | | | | | | |
| | | 16 | 1 | 170-6305 | 1 | GAUGE GP-FUEL LEVEL | | | | | | | |
| | | | | 1 | 4B-2043 | 3 | NUT (8-32-THD) | | | | | | |
| | | | | 1 | 9B-7233 | 3 | LOCKWASHER | | | | | | |
| | | | | 1 | 7X-9065 | 1 | LAMP (12-VOLT) | | | | | | |
| 17 | 1 | 1 | 170-6542 | 1 | GAUGE GP-OIL TEMPERATURE (TORQUE CONVERTER) | | | | | | | | |
| | | 1 | 4B-2043 | 3 | NUT (8-32-THD) | | | | | | | | |
| | | 1 | 9B-7233 | 3 | LOCKWASHER | | | | | | | | |
| | | 1 | 7X-9065 | 1 | LAMP (12-VOLT) | | | | | | | | |
| Y | 18 | 1 | 239-1080 | 1 | TACHOMETER GP-ELECTRIC | | | | | | 624 | | |
| | | 19 | 3S-2093 | 5 | STRAP-CABLE | | | | | | | | |
| | | 20 | 6V-3507 | 3 | SEAL-RECTANGULAR | | | | | | | | |
| M | 21 | 1 | 8T-2659 | 2 | LOCKNUT (M4X0.7-THD) | | | | | | | | |

ELECTRICAL AND STARTING SYSTEM

211-4241 WIRING GP-CONSOLE (contd.)

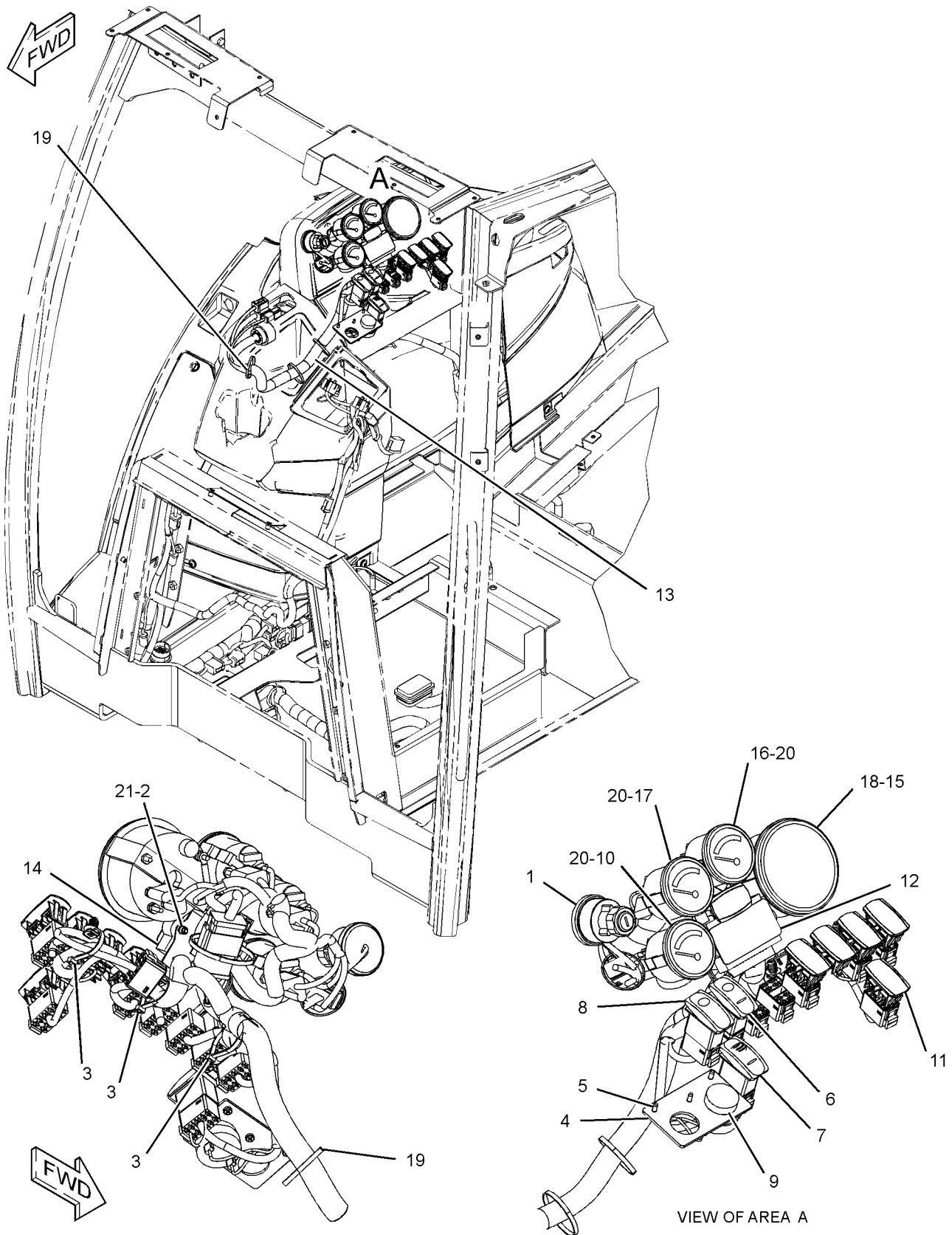
i02446404

B-USE AS REQUIRED
E-ORDER BY THE CENTIMETER
J-REQUIRES 5P8500 KEY
M-METRIC PART
Y-SEPARATE ILLUSTRATION

ELECTRICAL AND STARTING SYSTEM

211-4241 WIRING GP-CONSOLE (contd.)

i02446404



GRAPHIC #1

<END>

g01228126

ELECTRICAL AND STARTING SYSTEM

211-4245 WIRING GP-CONSOLE-FRONT (CHG -02 THRU -04)

S/N: HLS1-UP

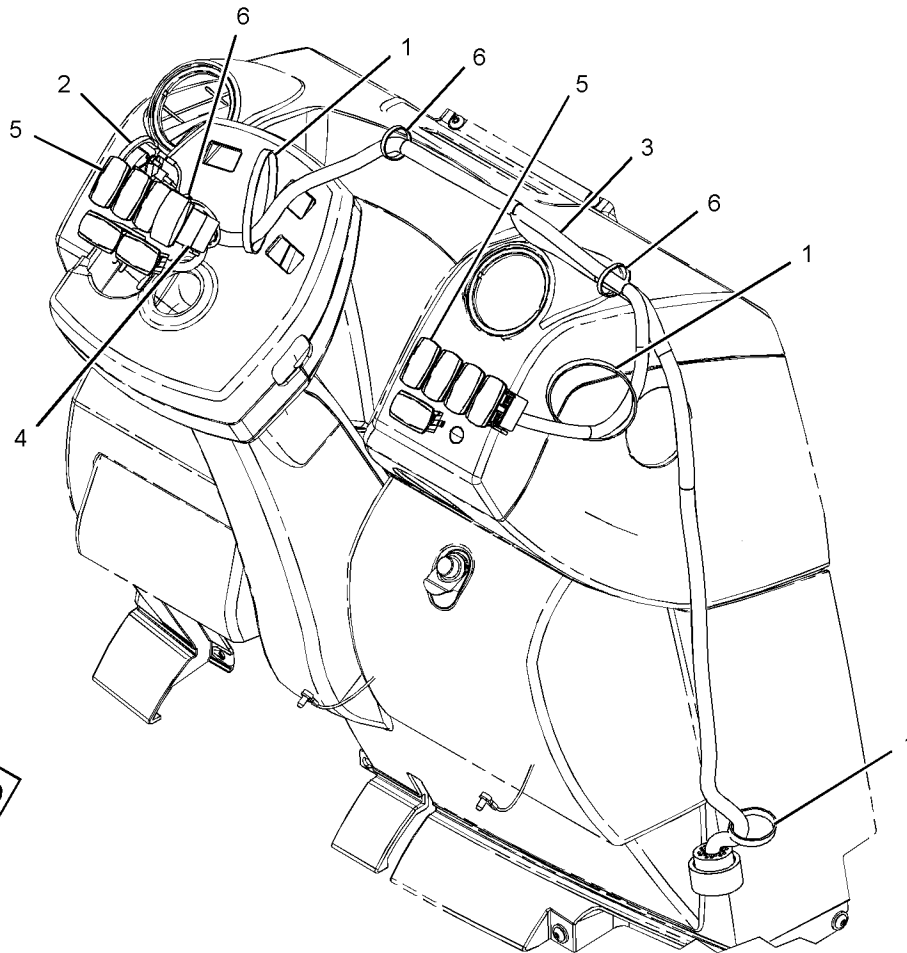
PART OF 269-2125, 269-2126, 269-2127 CAB AR, 269-2123, 269-2124 CANOPY AR
AN ATTACHMENT

SMCS-1408, 7478

i02380928

| NOTE | REF NO | GRAPHIC REF | PART NUMBER | QTY | PART NAME | | | | | | SEE PAGE |
|------|--------|-------------|-------------|-----|--|---|---|---|---|-------------------|----------|
| | | | | | 1 | 2 | 3 | 4 | 5 | 6 (PRODUCT LEVEL) | |
| | 1 | 1 | 7K-1181 | 3 | STRAP-CABLE | | | | | | |
| | 2 | 1 | 161-3932 | 1 | METER GP-SERVICE | | | | | | |
| M | | 1 | 5C-8312 | 2 | NUT (M4X0.7-THD) | | | | | | |
| | | 1 | 9B-7233 | 2 | LOCKWASHER | | | | | | |
| | | 1 | 096-6166 | 2 | WASHER-HARD (4.5X9X1-MM THK) | | | | | | |
| 3 | | 1 | 213-6040 | 1 | HARNESS AS-CONSOLE | | | | | | |
| | | 1 | 8L-8413 | 26 | STRAP-CABLE | | | | | | |
| | | 1 | 167-3693 | 1 | PLUG AS-CONNECTOR (31-PIN) | | | | | | |
| 4 | | 1 | 214-4716 | 1 | SWITCH AS-ROCKER (TRANSMISSION NEUTRAL LOCK) | | | | | | |
| | | 1 | 111-7899 | 1 | GASKET | | | | | | |
| B | 5 | 1 | 227-1057 | 10 | PLUG-HOLE | | | | | | |
| | 6 | 1 | 3S-2093 | 3 | STRAP-CABLE | | | | | | |

B-USE AS REQUIRED
M-METRIC PART



GRAPHIC #1

<END>

g01190392

ELECTRICAL AND STARTING SYSTEM

267-5633 WIRING GP-CONTROL-JOYSTICK, RH (CHG -00)

S/N: HLS1-UP

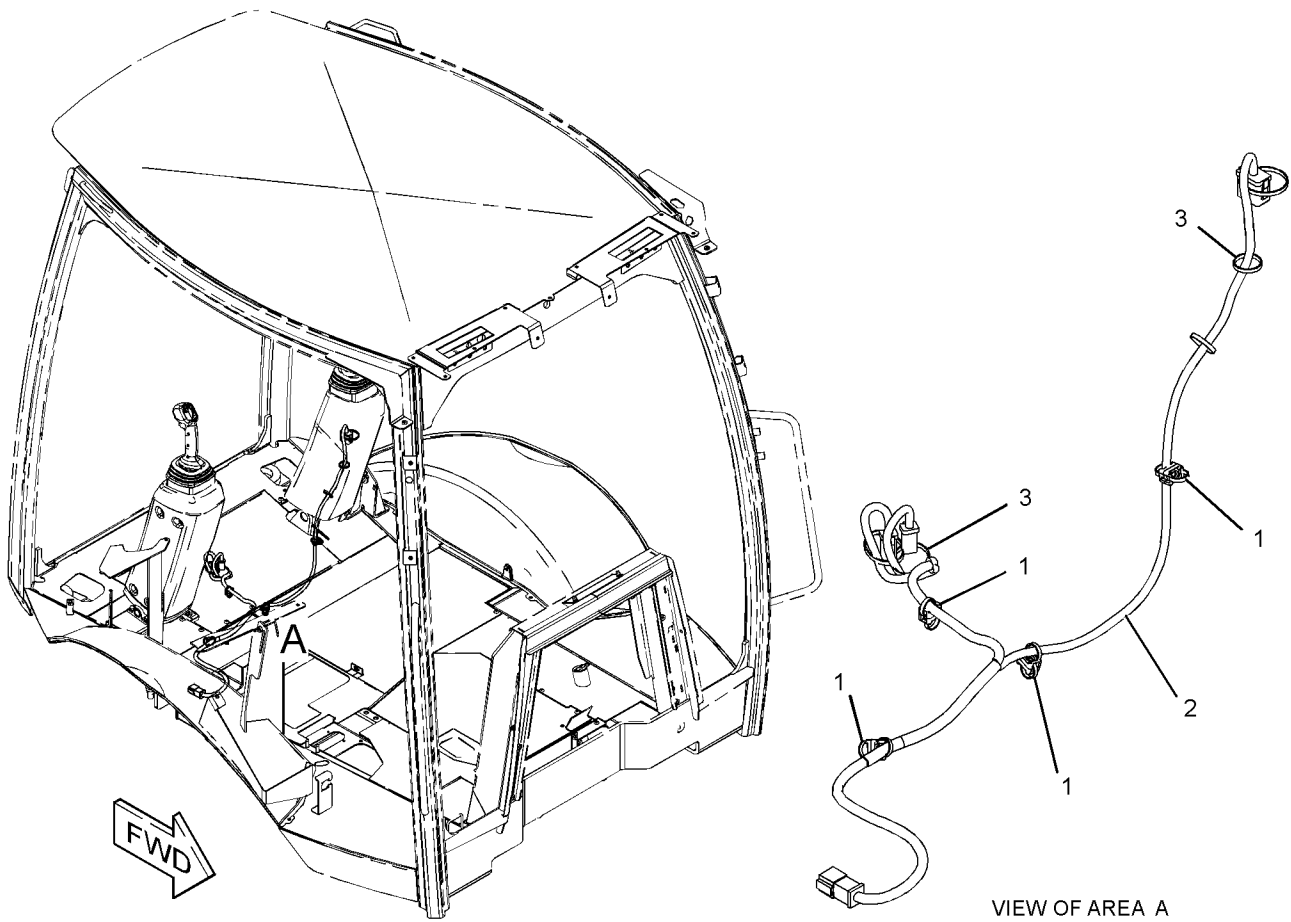
PART OF 269-2148 VALVE AR-BANK 8
AN ATTACHMENT

SMCS-1408

i02447373

| NOTE | REF NO | GRAPHIC REF | PART NUMBER | QTY | PART NAME | | | | | | SEE PAGE |
|------|--------|-------------|-------------|-----|---|---|---|---|---|-------------------|----------|
| | | | | | 1 | 2 | 3 | 4 | 5 | 6 (PRODUCT LEVEL) | |
| | 1 | 1 | 206-2423 | 4 | SADDLE | | | | | | |
| | 2 | 1 | 268-7756 | 1 | HARNESS AS-AUXILIARY | | | | | | |
| | | 1 | 102-8805 | 1 | KIT-RECEPTACLE (6-PIN) (INCLUDES RECEPTACLE AS & WEDGE) | | | | | | |
| E | | 1 | 125-7874 | | TUBE-HEAT SHRINK (5.72-MM DIA) (5-CM) | | | | | | |
| | | 1 | 155-2255 | 1 | KIT-CONNECTING PLUG (12-PIN) | | | | | | |
| | | 1 | 155-2270 | 2 | KIT-CONNECTING PLUG (2-PIN) (EACH PLUG KIT INCLUDES PLUG AS, WEDGE & INTERFACE SEAL) | | | | | | |
| | 3 | 1 | 3S-2093 | 13 | STRAP-CABLE | | | | | | |

E-ORDER BY THE CENTIMETER



GRAPHIC #1

<END>

g01234091

ELECTRICAL AND STARTING SYSTEM

267-5634 WIRING GP-CONTROL-JOYSTICK, LH (CHG -00)

S/N: HLS1-UP

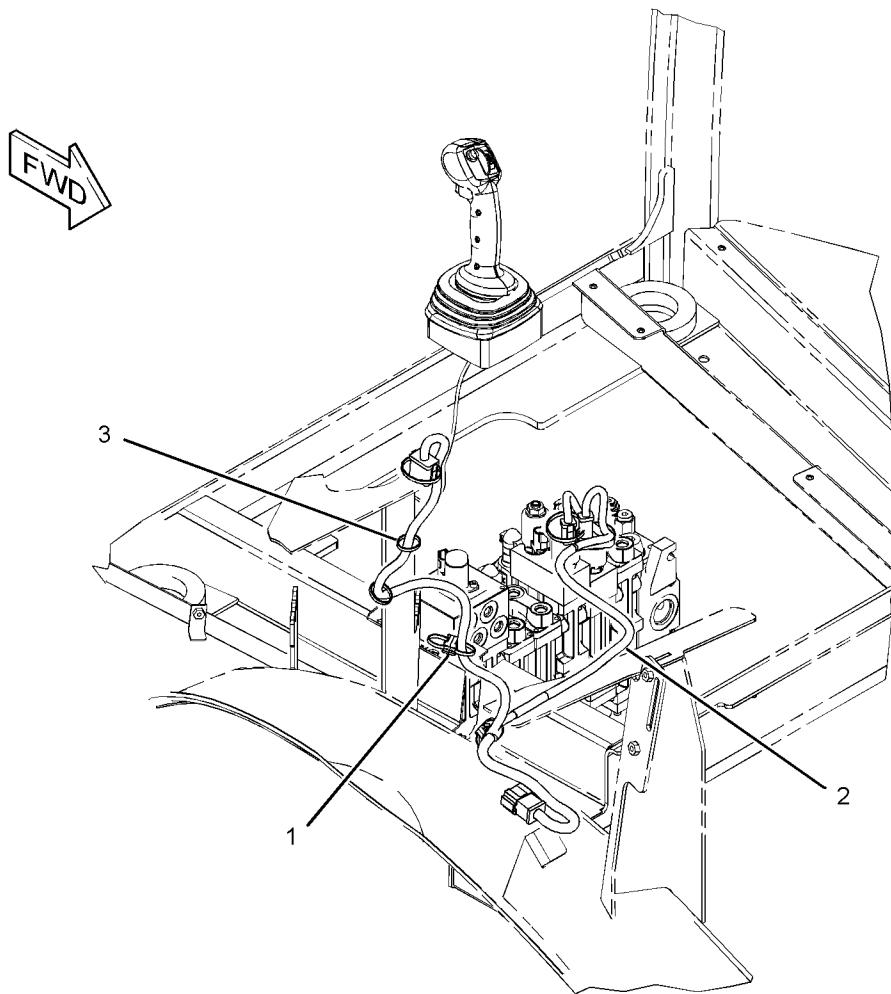
PART OF 269-2148 VALVE AR-BANK 8
AN ATTACHMENT

SMCS-1408

i02447422

| NOTE | REF NO | GRAPHIC REF | PART NUMBER | QTY | PART NAME | | | | | | SEE PAGE |
|------|--------|-------------|-------------|-----|---|---|---|---|---|-------------------|----------|
| | | | | | 1 | 2 | 3 | 4 | 5 | 6 (PRODUCT LEVEL) | |
| | 1 | 1 | 206-2423 | 2 | SADDLE | | | | | | |
| | 2 | 1 | 268-7757 | 1 | HARNESS AS-AUXILIARY | | | | | | |
| | | 1 | 102-8806 | 1 | KIT-RECEPTACLE (8-PIN) (INCLUDES RECEPTACLE AS & WEDGE) | | | | | | |
| E | | 1 | 125-7874 | | TUBE-HEAT SHRINK (5.72-MM DIA) (5-CM) | | | | | | |
| | | 1 | 155-2255 | 1 | KIT-CONNECTING PLUG (12-PIN) | | | | | | |
| | | 1 | 155-2270 | 2 | KIT-CONNECTING PLUG (2-PIN) (EACH PLUG KIT INCLUDES PLUG AS, WEDGE & INTERFACE SEAL) | | | | | | |
| | 3 | 1 | 3S-2093 | 9 | STRAP-CABLE | | | | | | |

E-ORDER BY THE CENTIMETER



GRAPHIC #1

<END>

g01212070

ELECTRICAL AND STARTING SYSTEM

267-5635 WIRING GP-CONTROL-JOYSTICK, LH (CHG -00)

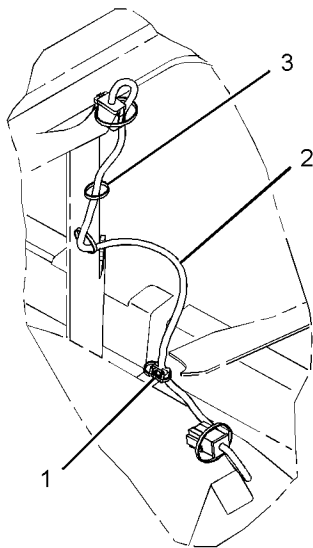
S/N: HLS1-UP

PART OF 269-2146 VALVE AR-BANK 6
AN ATTACHMENT

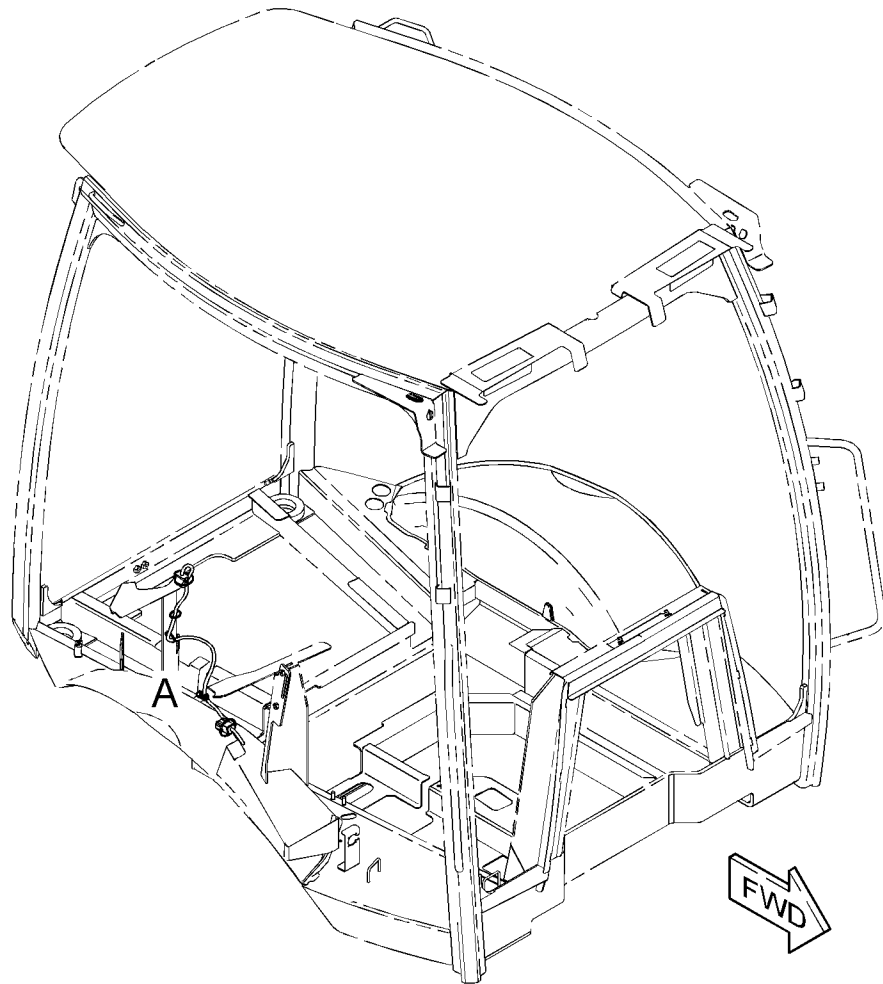
SMCS-1408

i02447312

| NOTE | REF NO | GRAPHIC REF | PART NUMBER | QTY | PART NAME | | | | | | SEE PAGE |
|------|--------|-------------|-------------|-----|--|---|---|---|---|-------------------|----------|
| | | | | | 1 | 2 | 3 | 4 | 5 | 6 (PRODUCT LEVEL) | |
| | 1 | 1 | 206-2423 | 1 | SADDLE | | | | | | |
| | 2 | 1 | 225-7988 | 1 | HARNESS AS-AUXILIARY | | | | | | |
| | | 1 | 102-8806 | 1 | KIT-RECEPTACLE (8-PIN) (INCLUDES RECEPTACLE AS & WEDGE) | | | | | | |
| | | 1 | 155-2255 | 1 | KIT-CONNECTING PLUG (12-PIN) (INCLUDES PLUG AS, WEDGE & INTERFACE SEAL) | | | | | | |
| | 3 | 1 | 3S-2093 | 6 | STRAP-CABLE | | | | | | |



VIEW OF AREA A



GRAPHIC #1

<END>

g01211938

ELECTRICAL AND STARTING SYSTEM

211-4248 WIRING GP-ENGINE (CHG -01 THRU -06)

S/N: HLS1-UP

PART OF 213-9273 COMMON AR

SMCS-1408

i02451221

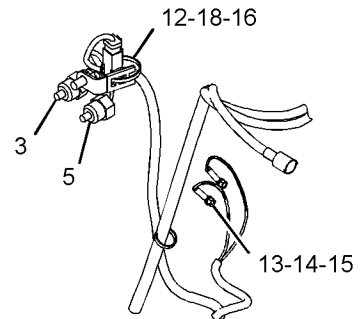
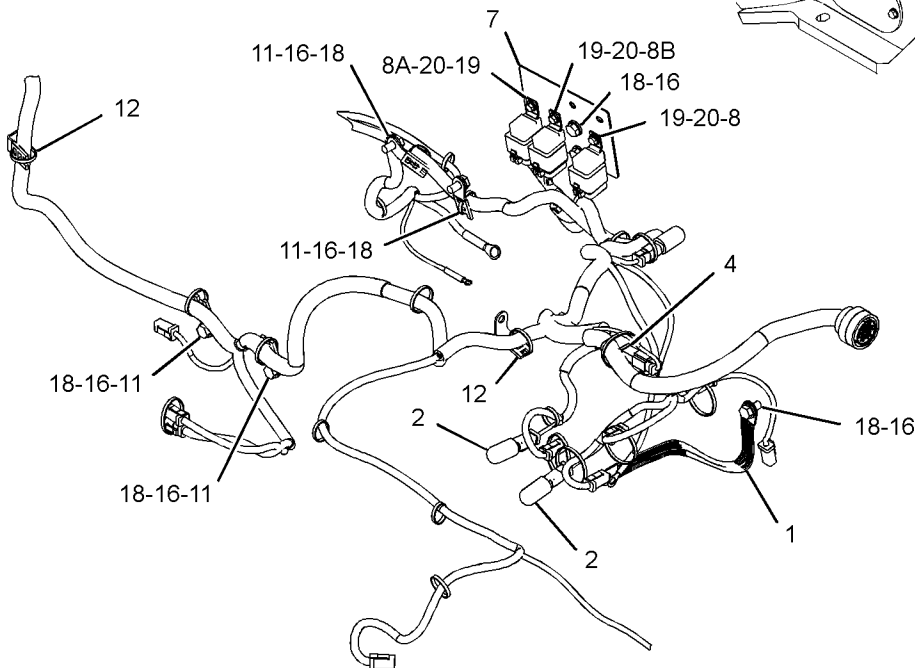
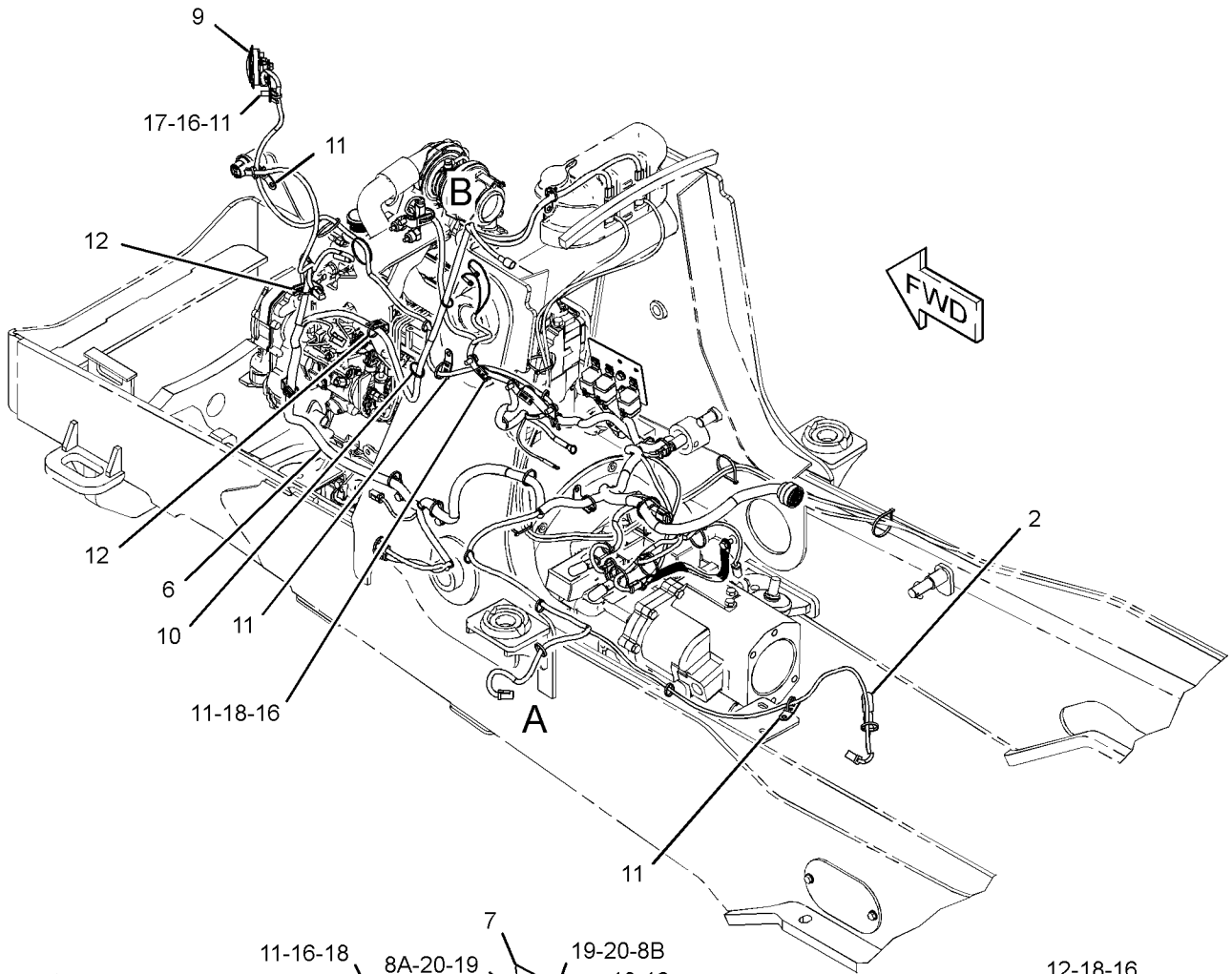
| NOTE | REF NO | GRAPHIC REF | PART NUMBER | QTY | PART NAME | | | | | | SEE PAGE |
|------|--------|-------------|-------------|-----|--|---|---|---|---|-------------------|----------|
| | | | | | 1 | 2 | 3 | 4 | 5 | 6 (PRODUCT LEVEL) | |
| | 1 | 1 | 7G-1060 | 1 | STRAP AS-GROUND | | | | | | |
| | 2 | 1 | 106-8704 | 4 | SUPPRESSOR AS-ARC | | | | | | |
| | | | | | (EACH INCLUDES) | | | | | | |
| | | 1 | 102-8802 | 1 | KIT-RECEPTACLE (2-PIN) | | | | | | |
| | | | | | (INCLUDES RECEPTACLE AS & WEDGE) | | | | | | |
| | | 1 | 186-3735 | 2 | PIN-CONNECTOR (16-GA TO 18-GA) | | | | | | |
| 3 | 1 | 1 | 235-8747 | 1 | SWITCH-TEMPERATURE (ENGINE COOLANT) | | | | | | |
| 4 | 1 | 1 | 238-9397 | 1 | RESISTOR AS | | | | | | |
| | | 1 | 102-8802 | 1 | KIT-RECEPTACLE (2-PIN) | | | | | | |
| | | | | | (INCLUDES RECEPTACLE AS & WEDGE) | | | | | | |
| | | 1 | 186-3735 | 2 | PIN-CONNECTOR (16-GA TO 18-GA) | | | | | | |
| 5 | 1 | 1 | 244-3106 | 1 | SENDER AS-TEMPERATURE (ENGINE COOLANT) | | | | | | |
| | | 1 | 102-8802 | 1 | KIT-RECEPTACLE (2-PIN) | | | | | | |
| | | | | | (INCLUDES RECEPTACLE AS & WEDGE) | | | | | | |
| | | 1 | 186-3735 | 2 | PIN-CONNECTOR (16-GA TO 18-GA) | | | | | | |
| 6 | 1 | 1 | 246-8051 | 1 | HARNESS AS-ENGINE | | | | | | |
| | | 1 | 6V-0491 | 4 | TERMINAL-BLADE | | | | | | |
| | | 1 | 7N-9738 | 1 | HOUSING-RECEPTACLE | | | | | | |
| | | 1 | 8L-8413 | 63 | STRAP-CABLE | | | | | | |
| | | 1 | 9X-1054 | 3 | PLUG AS-CONNECTOR (4-PIN) | | | | | | |
| | | 1 | 9X-1055 | 6 | TERMINAL-RECEPTACLE | | | | | | |
| | | 1 | 100-5041 | 6 | TERMINAL-RECEPTACLE | | | | | | |
| | | 1 | 100-6674 | 2 | SEAL-CONNECTOR | | | | | | |
| E | 1 | 1 | 119-3662 | | TUBE-HEAT SHRINK (10.85-MM DIA) (13-CM) | | | | | | |
| | | 1 | 123-7615 | 2 | CONNECTOR | | | | | | |
| | | 1 | 124-5640 | 2 | TERMINAL-SOCKET | | | | | | |
| E | 1 | 1 | 125-7874 | | TUBE-HEAT SHRINK (5.72-MM DIA) (20-CM) | | | | | | |
| E | 1 | 1 | 125-7875 | | TUBE-HEAT SHRINK (7.44-MM DIA) (15-CM) | | | | | | |
| | | 1 | 5P-1478 | 1 | TERMINAL-BLADE (10-GA TO 12-GA) | | | | | | |
| | | 1 | 2L-8054 | 1 | TERMINAL (6-GA) | | | | | | |
| | | 1 | 7N-7221 | 1 | TERMINAL (18-GA TO 22-GA) | | | | | | |
| | | 1 | 155-2260 | 1 | KIT-CONNECTING PLUG (3-PIN) | | | | | | |
| | | 1 | 155-2270 | 19 | KIT-CONNECTING PLUG (2-PIN) | | | | | | |
| | | | | | (EACH PLUG KIT INCLUDES PLUG AS, WEDGE & INTERFACE SEAL) | | | | | | |
| | 7 | 1 | 251-9570 | 1 | PLATE AS | | | | | | |
| | 8 | 1 | 115-1615 | 1 | RELAY AS (12-VOLT) (FUEL PUMP) | | | | | | |
| | 8A | 1 | 115-1615 | 1 | RELAY AS (12-VOLT) (START) | | | | | | |
| | 8B | 1 | 115-1615 | 1 | RELAY AS (12-VOLT) (STARTING AID) | | | | | | |
| | 9 | 1 | 164-9425 | 1 | HORN AS (LOW TONE) | | | | | | |
| | 10 | 1 | 3S-2093 | 37 | STRAP-CABLE | | | | | | |
| | 11 | 1 | 4P-7581 | 10 | CLIP | | | | | | |
| | 12 | 1 | 4P-8134 | 6 | CLIP | | | | | | |
| M | 13 | 1 | 5C-2874 | 2 | NUT (M5X0.8-THD) | | | | | | |
| | 14 | 1 | 8F-1434 | 2 | LOCKWASHER | | | | | | |
| | 15 | 1 | 8T-0328 | 2 | WASHER-HARD (5.5X10X1-MM THK) | | | | | | |
| | 16 | 1 | 8T-4121 | 11 | WASHER-HARD (11X21X2.5-MM THK) | | | | | | |
| M | 17 | 1 | 8T-4136 | 1 | BOLT (M10X1.5X25-MM) | | | | | | |
| M | 18 | 1 | 8T-4137 | 10 | BOLT (M10X1.5X20-MM) | | | | | | |
| M | 19 | 1 | 8T-4171 | 3 | BOLT (M6X1X12-MM) | | | | | | |
| | 20 | 1 | 8T-4205 | 3 | WASHER-HARD (7.2X14.5X2-MM THK) | | | | | | |

E-ORDER BY THE CENTIMETER
M-METRIC PART

ELECTRICAL AND STARTING SYSTEM

211-4248 WIRING GP-ENGINE (contd.)

i02451221



VIEW OF AREA A

VIEW OF AREA B

GRAPHIC #1

<END>

g01225935

ELECTRICAL AND STARTING SYSTEM

263-9483 WIRING GP-ENGINE (CHG -00, -01)

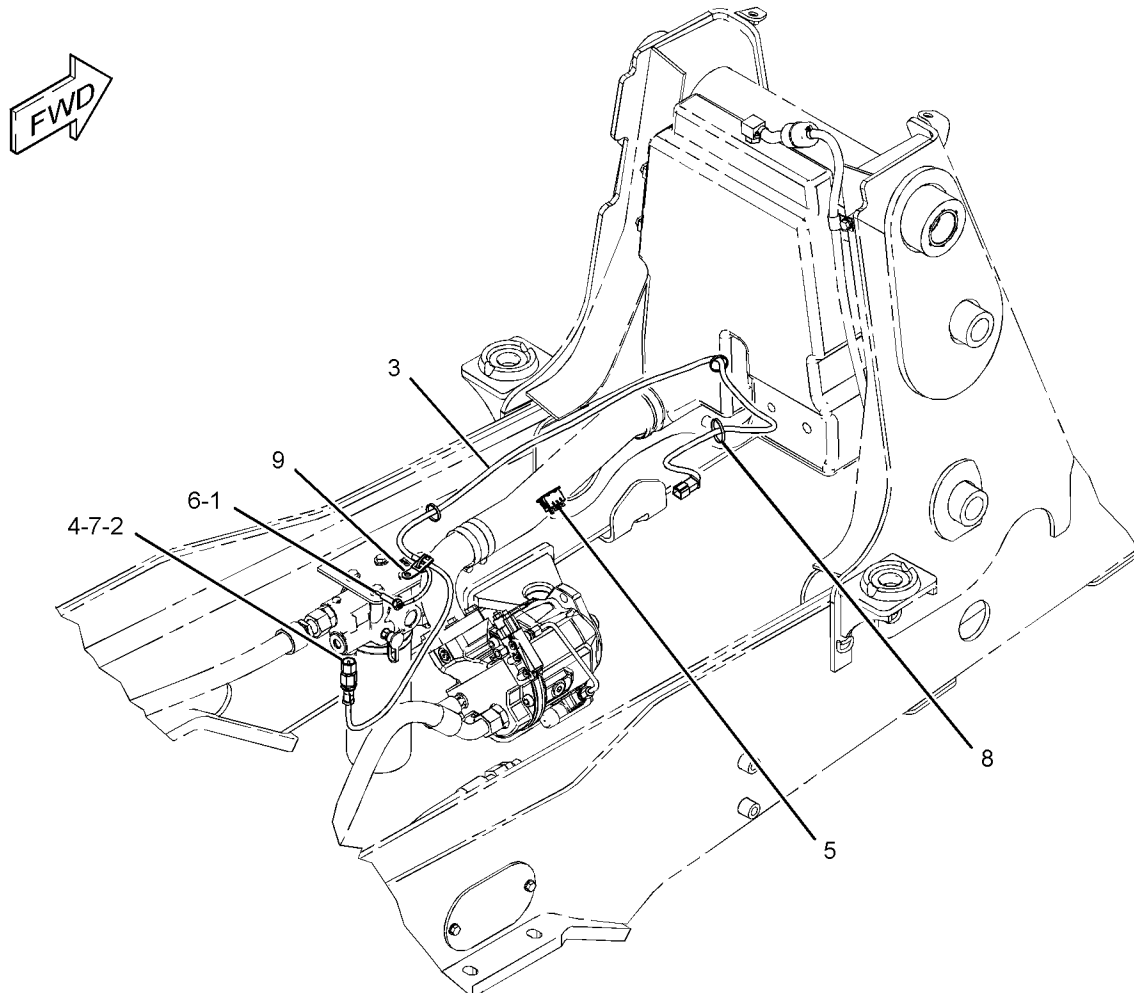
S/N: HLS1-UP

PART OF 269-2126, 269-2127 CAB AR
AN ATTACHMENT

SMCS-1408

i02447141

| NOTE | REF NO | GRAPHIC REF | PART NUMBER | QTY | PART NAME | | | | | | SEE PAGE |
|------|--------|-------------|-------------|-----|---|---|---|---|---|-------------------|----------|
| | | | | | 1 | 2 | 3 | 4 | 5 | 6 (PRODUCT LEVEL) | |
| | 1 | 1 | 134-0404 | 1 | SWITCH AS-PRESSURE (HYDRAULIC OIL FILTER BYPASS) | | | | | | |
| | 2 | 1 | 250-1448 | 1 | CONNECTOR | | | | | | |
| | 3 | 1 | 263-9484 | 1 | HARNESS AS-SENSOR | | | | | | |
| | | 1 | 102-8804 | 1 | KIT-RECEPTACLE (4-PIN) (INCLUDES RECEPTACLE AS & WEDGE) | | | | | | |
| | | 1 | 155-2270 | 1 | KIT-CONNECTING PLUG (2-PIN) (INCLUDES PLUG AS, WEDGE & INTERFACE SEAL) | | | | | | |
| | 4 | 1 | 264-4297 | 1 | SENSOR GP-TEMPERATURE | | | | | | |
| | | 1 | 137-6645 | 1 | PAD | | | | | | |
| | 5 | 1 | 273-3284 | 1 | PLUG-ILLUMINATED | | | | | | |
| | | 1 | 111-7899 | 1 | GASKET | | | | | | |
| | 6 | 1 | 3J-1907 | 1 | SEAL-O-RING | | | | | | |
| | 7 | 1 | 3K-0360 | 1 | SEAL-O-RING | | | | | | |
| | 8 | 1 | 3S-2093 | 4 | STRAP-CABLE | | | | | | |
| | 9 | 1 | 4P-7581 | 1 | CLIP (LADDER) | | | | | | |



GRAPHIC #1

<END>

g01228147

ELECTRICAL AND STARTING SYSTEM

211-4260 WIRING GP-EXTENDABLE STICK (CHG -01 THRU -03)

S/N: HLS1-UP

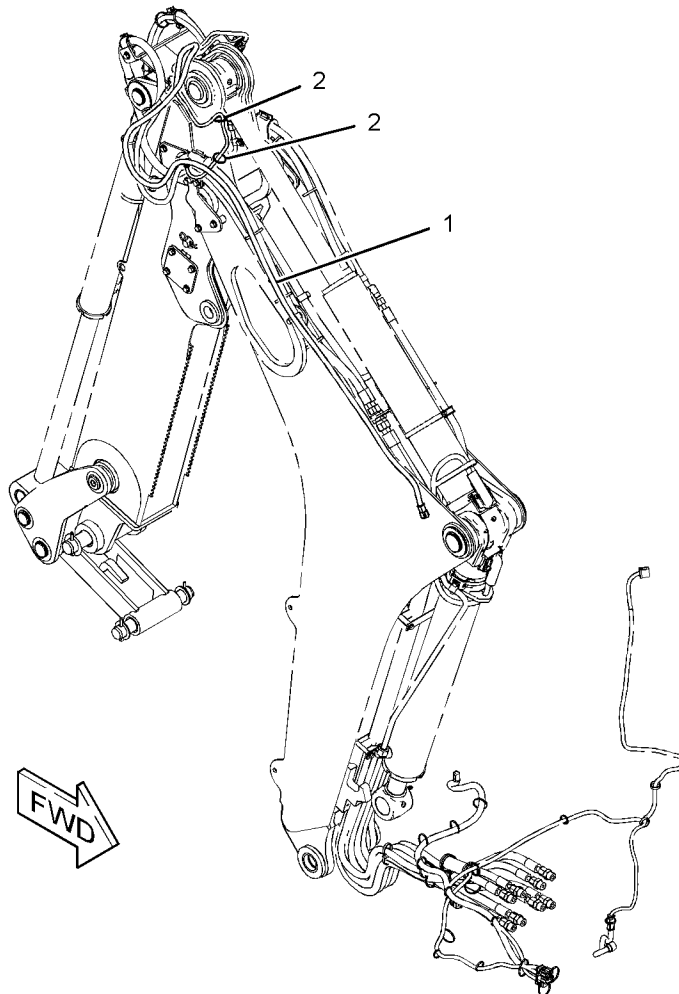
PART OF 271-1402 STICK GP-EXTENDABLE
AN ATTACHMENT

SMCS-1408

i02441280

| NOTE | REF NO | GRAPHIC REF | PART NUMBER | QTY | PART NAME | | | | | | SEE PAGE |
|------|--------|-------------|-------------|-----|---|---|---|---|---|-------------------|----------|
| | | | | | 1 | 2 | 3 | 4 | 5 | 6 (PRODUCT LEVEL) | |
| | 1 | 1 | 213-6095 | 1 | HARNES AS-WIRING (EXTENDABLE STICK) | | | | | | |
| | | 1 | 102-8804 | 1 | KIT-RECEPTACLE (4-PIN) (INCLUDES RECEPTACLE AS & WEDGE) | | | | | | |
| E | | 1 | 6V-8523 | | HOSE (283-CM) | | | | | | |
| E | | 1 | 8T-6885 | | TUBE-HEAT SHRINK (19.05-MM DIA) (10-CM) | | | | | | |
| | | 1 | 155-2260 | 1 | KIT-CONNECTING PLUG (3-PIN) (INCLUDES PLUG AS, WEDGE & INTERFACE SEAL) | | | | | | |
| | 2 | 1 | 3S-2093 | 2 | STRAP-CABLE | | | | | | |

E-ORDER BY THE CENTIMETER



GRAPHIC #1

<END>

g01208417

ELECTRICAL AND STARTING SYSTEM

211-4269 WIRING GP-HEATER (CHG -01 THRU -03)

S/N: HLS1-UP

PART OF 269-2125, 269-2126 CAB AR
AN ATTACHMENT

SMCS-1408, 7304

i02397280

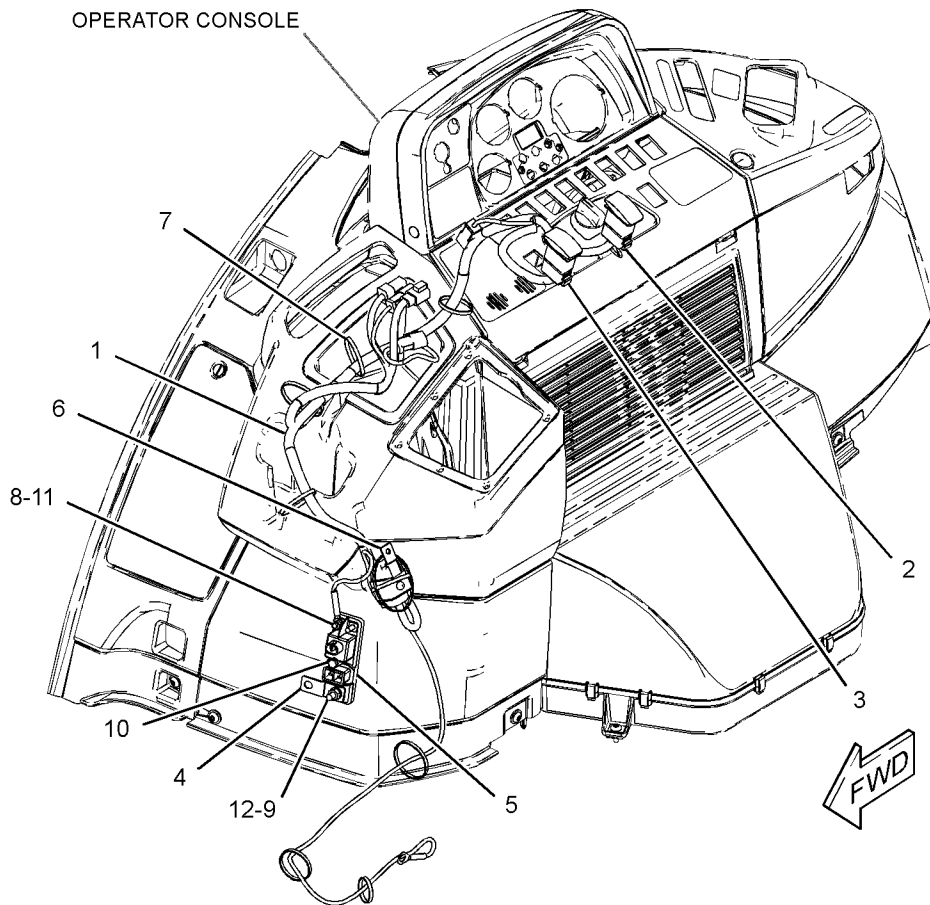
| NOTE | REF NO | GRAPHIC REF | PART NUMBER | QTY | PART NAME | | | | | | SEE PAGE |
|------|--------|-------------|-------------|-----|-------------------------------------|---|---|---|---|-------------------|----------|
| | | | | | 1 | 2 | 3 | 4 | 5 | 6 (PRODUCT LEVEL) | |
| | 1 | 1 | 213-6055 | 1 | HARNESS AS-HEATER & AIR COND | | | | | | |
| | | 1 | 102-8802 | 1 | KIT-RECEPTACLE (2-PIN) | | | | | | |
| | | 1 | 102-8803 | 1 | KIT-RECEPTACLE (3-PIN) | | | | | | |
| | | | | | (INCLUDES RECEPTACLE AS & WEDGE) | | | | | | |
| | | 1 | 8L-8413 | 29 | STRAP-CABLE | | | | | | |
| | | 1 | 9X-1054 | 1 | PLUG AS-CONNECTOR (4-PIN) | | | | | | |
| | | 1 | 155-2270 | 1 | KIT-CONNECTING PLUG (2-PIN) | | | | | | |
| | | 1 | 177-9648 | 1 | KIT-CONNECTING PLUG (2-PIN) | | | | | | |
| | | 1 | 177-9656 | 1 | KIT-CONNECTING PLUG (4-PIN) | | | | | | |
| | | | | | (EACH INCLUDES PLUG AS & WEDGE) | | | | | | |
| | 2 | 1 | 214-4695 | 1 | SWITCH AS-ROCKER (BLOWER FAN SPEED) | | | | | | |
| | | 1 | 111-7899 | 1 | GASKET | | | | | | |
| | 3 | 1 | 214-4703 | 1 | SWITCH AS-ROCKER (HEATER) | | | | | | |
| | | 1 | 111-7899 | 1 | GASKET | | | | | | |
| | 4 | 1 | 275-0570 | 1 | BAR-BUS | | | | | | |
| Y | 5 | 1 | 276-7287 | 1 | RELAY GP (12-VOLT) | | | | | | 99 |
| | 6 | 1 | 115-1615 | 1 | RELAY AS (12-VOLT) | | | | | | |
| | 7 | 1 | 3S-2093 | 9 | STRAP-CABLE | | | | | | |
| M | 8 | 1 | 5C-2890 | 1 | NUT (M6X1-THD) | | | | | | |
| M | 9 | 1 | 5C-7261 | 1 | NUT (M8X1.25-THD) | | | | | | |
| M | 10 | 1 | 7X-2534 | 1 | BOLT (M6X1X50-MM) | | | | | | |
| | 11 | 1 | 8T-4205 | 1 | WASHER-HARD (7.2X14.5X2-MM THK) | | | | | | |
| | 12 | 1 | 8T-4224 | 1 | WASHER-HARD (8.8X16X2-MM THK) | | | | | | |

M-METRIC PART
Y-SEPARATE ILLUSTRATION

ELECTRICAL AND STARTING SYSTEM

211-4269 WIRING GP-HEATER (contd.)

i02397280



GRAPHIC #1

<END>

g01198532

ELECTRICAL AND STARTING SYSTEM

211-4262 WIRING GP-KICKOUT & POSITIONER

(CHG -01 THRU -05)

S/N: HLS1-UP

PART OF 213-9300 LOADER AR

SMCS-5109, 5112, 5734

i02465796

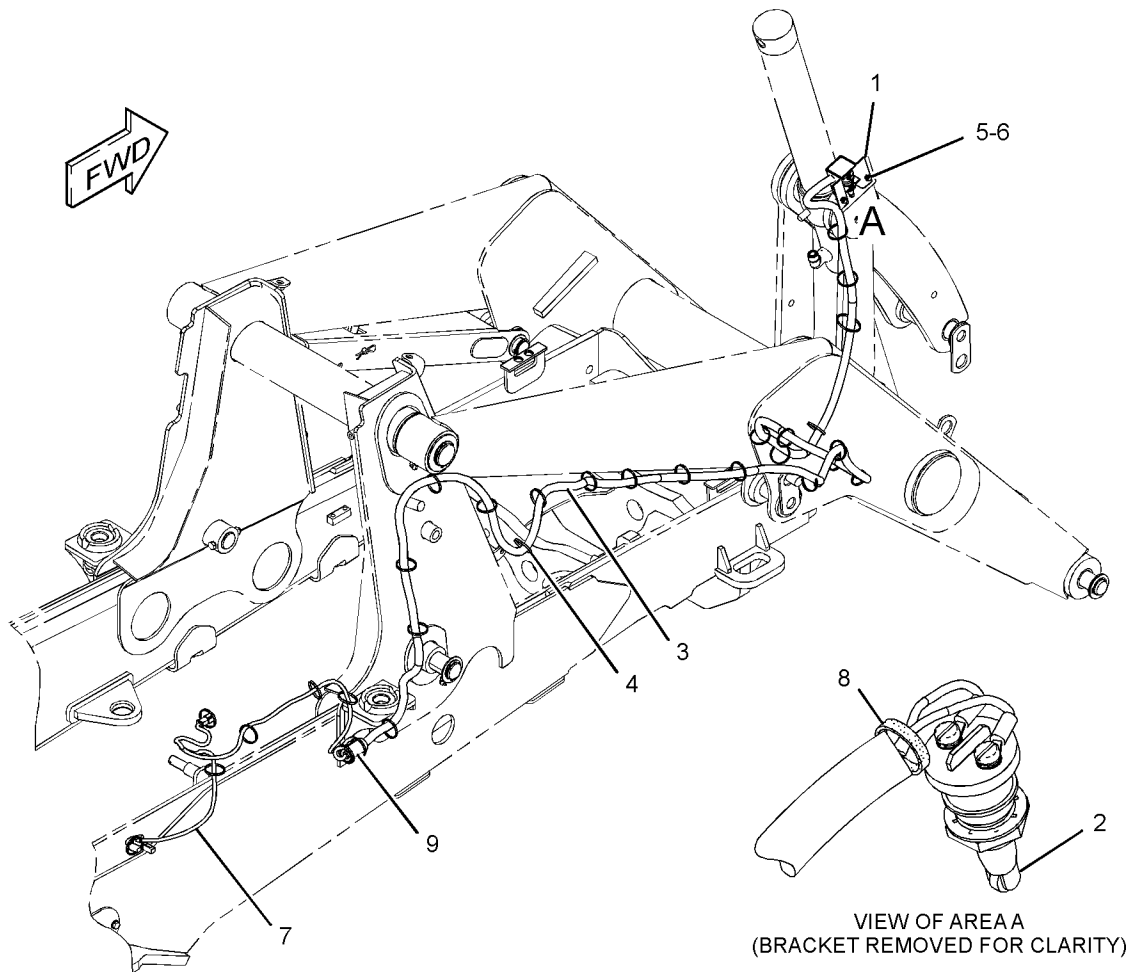
| NOTE | REF NO | GRAPHIC REF | PART NUMBER | QTY | PART NAME | | | | | | SEE PAGE |
|------|--------|-------------|-------------|-----|---|---|---|---|---|-------------------|----------|
| | | | | | 1 | 2 | 3 | 4 | 5 | 6 (PRODUCT LEVEL) | |
| | 1 | 1 | 118-7790 | 1 | BRACKET AS | | | | | | |
| | 2 | 1 | 206-1486 | 1 | SWITCH AS-ROLLER (KICKOUT, POSITIONER) | | | | | | |
| | | 1 | 2H-3922 | 1 | LOCKWASHER | | | | | | |
| | | 1 | 6V-8363 | 2 | SCREW (10-32X0.312-IN) | | | | | | |
| | | 1 | 6V-8370 | 1 | NUT-HEX (3/4-32-THD) | | | | | | |
| | | 1 | 8F-1434 | 2 | LOCKWASHER | | | | | | |
| | | 1 | 9X-0199 | 1 | BOOT-SWITCH | | | | | | |
| | 3 | 1 | 233-7977 | 1 | HARNESS AS-WIRING (KICKOUT, POSITIONER) | | | | | | |
| | | 1 | 102-8803 | 1 | KIT-RECEPTACLE (3-PIN) (INCLUDES RECEPTACLE AS & WEDGE) | | | | | | |
| | 4 | 1 | 3S-2093 | 31 | STRAP-CABLE | | | | | | |
| M | 5 | 1 | 8T-4138 | 2 | BOLT (M6X1X20-MM) | | | | | | |
| | 6 | 1 | 8T-4205 | 2 | WASHER-HARD (7.2X14.5X2-MM THK) | | | | | | |
| | 7 | 1 | 225-7992 | 1 | HARNESS AS-WIRING (KICKOUT, POSITIONER) | | | | | | |
| | | 1 | 9X-3401 | 2 | PIN-CONNECTOR (16-GA TO 18-GA) (16-GA TO 18-GA) | | | | | | |
| | | 1 | 8L-8413 | 2 | STRAP-CABLE | | | | | | |
| | | 1 | 102-8802 | 1 | KIT-RECEPTACLE (2-PIN) (INCLUDES RECEPTACLE AS & WEDGE) | | | | | | |
| | | 1 | 155-2270 | 2 | KIT-CONNECTING PLUG (2-PIN) | | | | | | |
| | | 1 | 155-2260 | 1 | KIT-CONNECTING PLUG (3-PIN) (EACH PLUG KIT INCLUDES PLUG AS, WEDGE & INTERFACE SEAL) | | | | | | |
| | 8 | 1 | 9X-7344 | 1 | GROMMET | | | | | | |
| G | 9 | 1 | 160-2245 | | SLEEVE-ABRASION (12-IN) | | | | | | |

G-ORDER BY THE INCH
M-METRIC PART

ELECTRICAL AND STARTING SYSTEM

211-4262 WIRING GP-KICKOUT & POSITIONER (contd.)

i02465796



GRAPHIC #1

<END>

g01233398

ELECTRICAL AND STARTING SYSTEM

211-4240 WIRING GP-PLATFORM (CHG -03 THRU -07)

S/N: HLS1-UP

PART OF 269-2125, 269-2126, 269-2127 CAB AR, 269-2123, 269-2124 CANOPY AR
AN ATTACHMENT

SMCS-1408

i02446294

| NOTE | REF NO | GRAPHIC REF | PART NUMBER | QTY | PART NAME | | | | | | SEE PAGE |
|------|--------|-------------|-------------|-----|--|---|---|---|---|-------------------|----------|
| | | | | | 1 | 2 | 3 | 4 | 5 | 6 (PRODUCT LEVEL) | |
| E | 1 | 2 | 3E-8299 | | SEAL (3-CM) | | | | | | |
| E | 1A | 2 | 3E-8299 | | SEAL (3-CM) | | | | | | |
| E | 1B | 1 | 3E-8299 | | SEAL (3-CM) | | | | | | |
| E | 2 | 2 | 103-2543 | | SEAL (1-CM) | | | | | | |
| | 3 | 2 | 4I-3038 | 8 | WASHER (3.3X8X0.5-MM THK) | | | | | | |
| | 4 | 1 | 6I-1418 | 4 | SPACER (8.2X12.7X28.7-MM THK) | | | | | | |
| | 5 | 2 | 7G-1060 | 1 | STRAP AS-GROUND | | | | | | |
| | 6 | 1 | 7K-1181 | 32 | STRAP-CABLE | | | | | | |
| | 7 | 1 | 7T-4848 | 1 | FLASHER AS (12-VOLT) | | | | | | |
| | 8 | 2 | 8T-8799 | 3 | BOOT | | | | | | |
| | 9 | 1 | 8T-9655 | 8 | MOUNT-ISOLATION | | | | | | |
| | 10 | 2 | 106-8704 | 1 | SUPPRESSOR AS-ARC | | | | | | |
| | 10A | 2 | 106-8704 | 1 | SUPPRESSOR AS-ARC | | | | | | |
| | 10B | 2 | 106-8704 | 1 | SUPPRESSOR AS-ARC | | | | | | |
| | | | | | (EACH SUPPRESSOR AS INCLUDES) | | | | | | |
| | | 2 | 102-8802 | 1 | KIT-RECEPTACLE (2-PIN) | | | | | | |
| | | | | | (INCLUDES RECEPTACLE AS & WEDGE) | | | | | | |
| | | 2 | 186-3735 | 2 | PIN-CONNECTOR (16-GA TO 18-GA) | | | | | | |
| | 11 | 2 | 146-9439 | 1 | RELAY AS (12-VOLT) (IMPLEMENT DISABLE) | | | | | | |
| | 11A | 2 | 146-9439 | 1 | RELAY AS (12-VOLT) (HORN) | | | | | | |
| | 11B | 2 | 146-9439 | 1 | RELAY AS (12-VOLT) (DIFFERENTIAL LOCK) | | | | | | |
| | 11C | 2 | 146-9439 | 1 | RELAY AS (12-VOLT) (BACKUP ALARM) | | | | | | |
| | 11D | 2 | 146-9439 | 1 | RELAY AS (12-VOLT) (POSITION LAMP) | | | | | | |
| | 12 | 1 | 178-7539 | 1 | RECEPTACLE AS (POWER SUPPLY) | | | | | | |
| | | | | | (INCLUDES RECEPTACLE AS & WEDGE) | | | | | | |
| | 13 | 2 | 179-6401 | 4 | SCREW-PAN HEAD | | | | | | |
| | 14 | 2 | 201-1024 | 2 | BRACKET | | | | | | |
| | 15 | 2 | 206-1345 | 3 | STRAP-CABLE | | | | | | |
| | 16 | 2 | 206-1718 | 1 | BRACKET AS | | | | | | |
| | 17 | 1 | 212-0862 | 3 | CLAMP-CABLE | | | | | | |
| | 18 | 1 | 214-4694 | 1 | SWITCH AS-ROCKER (MODE SELECT) | | | | | | |
| | 19 | 2 | 214-4702 | 1 | SWITCH AS-ROCKER (HAZARD WARNING LIGHTS) | | | | | | |
| | 20 | 2 | 214-4717 | 1 | INDICATOR AS (TURN SIGNAL LH, PARKING BRAKE) | | | | | | |
| | 21 | 2 | 214-4723 | 1 | INDICATOR AS (HIGH BEAM, TURN SIGNAL RH) | | | | | | |
| | 22 | 1 | 216-9069 | 1 | BRACKET AS | | | | | | |
| M | | 1 | 6V-9632 | 1 | NUT-WELD (M6X1-THD) | | | | | | |
| | | 1 | 216-9068 | 1 | BRACKET | | | | | | |
| | 23 | 2 | 225-7970 | 1 | BRACKET AS | | | | | | |
| | 24 | 1 | 225-7997 | 1 | HARNESS AS-REAR | | | | | | |
| | | | | | 102-8802 2 KIT-RECEPTACLE (2-PIN) | | | | | | |
| | | | | | 102-8804 1 KIT-RECEPTACLE (4-PIN) | | | | | | |
| | | | | | (EACH RECEPTACLE KIT INCLUDES RECEPTACLE AS & WEDGE) | | | | | | |
| | | 1 | 155-2270 | 3 | KIT-CONNECTING PLUG (2-PIN) | | | | | | |
| | | | | | (EACH INCLUDES PLUG AS, WEDGE & INTERFACE SEAL) | | | | | | |
| | | 1 | 8L-8413 | 15 | STRAP-CABLE | | | | | | |
| E | | 1 | 125-7874 | | TUBE-HEAT SHRINK (5.72-MM DIA) (20-CM) | | | | | | |
| | 25 | 2 | 227-1057 | 1 | PLUG-HOLE | | | | | | |
| | 26 | 2 | 246-2671 | 1 | SWITCH AS-COLUMN (HD LIGHT, TURN SIG, WDO WIPER) | | | | | | |
| M | 27 | 1 | 138-8454 | 1 | SCREW-TRUSS HEAD (M4X0.7X10-MM) | | | | | | |
| | 28 | 2 | 267-2701 | 1 | FUSE (60-AMPERE) | | | | | | |
| | 29 | 2 | 268-7759 | 1 | HARNESS AS-POWER | | | | | | |
| | | 2 | 128-4168 | 1 | TERMINAL AS | | | | | | |

ELECTRICAL AND STARTING SYSTEM

211-4240 WIRING GP-PLATFORM (contd.)

i02446294

| NOTE | REF NO | GRAPHIC REF | PART NUMBER | QTY | PART NAME | | | | | | SEE PAGE |
|------|--------|-------------|-------------|-----|---|---|---|---|---|-------------------|----------|
| | | | | | 1 | 2 | 3 | 4 | 5 | 6 (PRODUCT LEVEL) | |
| | | 2 | 2L-8051 | 1 | TERMINAL (6-GA) | | | | | | |
| | | 2 | 5P-3455 | 1 | TERMINAL (8-GA, 5/16-IN SCREW) | | | | | | |
| | | 2 | 128-4190 | 2 | TERMINAL AS (EACH INCLUDES) | | | | | | |
| | | 2 | 2L-8050 | 1 | TERMINAL-RING (6-GA, 1/4-IN) | | | | | | |
| | | 2 | 2L-8058 | 1 | TERMINAL-RING (8-GA, 1/4-IN) | | | | | | |
| | | 2 | 128-4178 | 3 | TERMINAL AS (EACH INCLUDES) | | | | | | |
| | | 2 | 2L-8068 | 1 | TERMINAL (10-GA TO 12-GA) | | | | | | |
| D | | 2 | 5P-6006 | | TUBE-HEAT SHRINK (9.52-MM DIA) (0.1-M) | | | | | | |
| | | 2 | 8L-8413 | 7 | STRAP-CABLE | | | | | | |
| | 30 | 1 | 268-7760 | 1 | HARNESS AS-PLATFORM | | | | | | |
| | | 1 | 7R-2750 | 42 | SEAL-CONNECTOR | | | | | | |
| | | 1 | 8L-8413 | 228 | STRAP-CABLE | | | | | | |
| | | 1 | 9W-1951 | 1 | RECEPTACLE-CONNECTOR (9-PIN) | | | | | | |
| | | 1 | 110-0203 | 2 | CONNECTOR AS | | | | | | |
| | | 1 | 111-6795 | 2 | HOUSING-RELAY | | | | | | |
| | | 1 | 128-4123 | 4 | SEAL | | | | | | |
| | | 1 | 128-4249 | 3 | LOCKWASHER | | | | | | |
| BD | | 1 | 141-8061 | | TAPE | | | | | | |
| BD | | 1 | 1P-0810 | | TAPE-ELECTRICAL | | | | | | |
| | | 1 | 211-0052 | 3 | NUT (11/16-18-THD) | | | | | | |
| E | | 1 | 119-3662 | | TUBE-HEAT SHRINK (10.85-MM DIA) (46-CM) | | | | | | |
| E | | 1 | 125-7874 | | TUBE-HEAT SHRINK (5.72-MM DIA) (205-CM) | | | | | | |
| E | | 1 | 125-7875 | | TUBE-HEAT SHRINK (7.44-MM DIA) (30-CM) | | | | | | |
| | | 1 | 091-2436 | 19 | TERMINAL-BLADE | | | | | | |
| | | 1 | 111-6792 | 6 | TERMINAL-RECEPTACLE | | | | | | |
| | | 1 | 111-6793 | 1 | TERMINAL-RECEPTACLE | | | | | | |
| | | 1 | 2L-8069 | 3 | TERMINAL (2-GA TO 10-GA) | | | | | | |
| | | 1 | 2L-8077 | 1 | TERMINAL (14-GA TO 16-GA) | | | | | | |
| | | 1 | 2L-8079 | 2 | TERMINAL (14-GA TO 16-GA) | | | | | | |
| | | 1 | 5P-4571 | 5 | TERMINAL-BLADE (14-GA) | | | | | | |
| | | 1 | 7R-2751 | 13 | PLUG-CONNECTOR | | | | | | |
| | | 1 | 147-1445 | 1 | PLUG AS-CONNECTOR (70-PIN) | | | | | | |
| | | 1 | 147-1446 | 1 | PLUG AS-CONNECTOR (70-PIN) (EACH PLUG AS INCLUDES) | | | | | | |
| | | 1 | 159-9322 | 1 | SEAL-O-RING | | | | | | |
| | | 1 | 230-4011 | 3 | PLUG AS-CONNECTOR (2-PIN) | | | | | | |
| | | 1 | 155-2255 | 7 | KIT-CONNECTING PLUG (12-PIN) | | | | | | |
| | | 1 | 155-2265 | 5 | KIT-CONNECTING PLUG (8-PIN) | | | | | | |
| | | 1 | 155-2260 | 2 | KIT-CONNECTING PLUG (3-PIN) | | | | | | |
| | | 1 | 155-2270 | 10 | KIT-CONNECTING PLUG (2-PIN) | | | | | | |
| | | 1 | 155-2271 | 7 | KIT-CONNECTING PLUG (4-PIN) | | | | | | |
| | | 1 | 155-2274 | 6 | KIT-CONNECTING PLUG (6-PIN) (EACH PLUG KIT INCLUDES PLUG AS, WEDGE & INTERFACE SEAL) | | | | | | |
| | | 1 | 196-2384 | 1 | KIT-PLUG (8-PIN) | | | | | | |
| | | 1 | 196-2385 | 1 | KIT-PLUG (8-PIN) | | | | | | |
| | | 1 | 196-2386 | 1 | KIT-PLUG (8-PIN) (EACH PLUG KIT INCLUDES) | | | | | | |
| | | 1 | 196-2412 | 8 | TERMINAL AS (EACH INCLUDES) | | | | | | |
| | | 1 | 7R-2750 | 1 | SEAL-CONNECTOR | | | | | | |
| | | 1 | 196-2413 | 8 | TERMINAL AS (EACH INCLUDES) | | | | | | |
| | | 1 | 128-4123 | 1 | SEAL | | | | | | |
| | | 1 | 9X-4813 | 1 | RECEPTACLE AS-CONNECTOR (3-PIN) | | | | | | |
| | | 1 | 134-2540 | 1 | RECEPTACLE AS-CONNECTOR (3-PIN) | | | | | | |
| | | 1 | 167-3692 | 3 | RECEPTACLE AS-CONNECTOR (31-PIN) | | | | | | |
| | | 1 | 102-8802 | 1 | KIT-RECEPTACLE (2-PIN) | | | | | | |

ELECTRICAL AND STARTING SYSTEM

211-4240 WIRING GP-PLATFORM (contd.)

i02446294

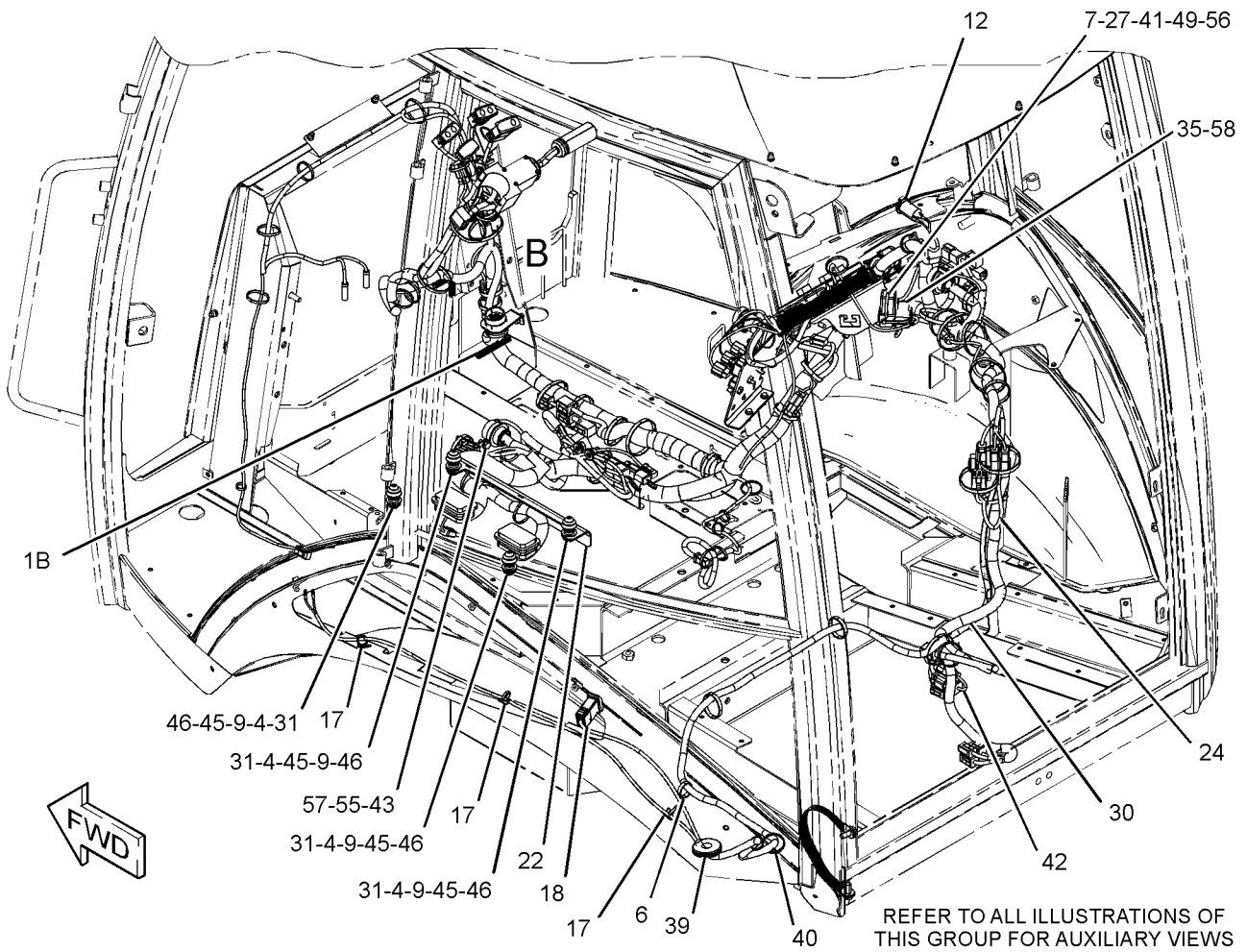
| NOTE | REF NO | GRAPHIC REF | PART NUMBER | QTY | PART NAME | | | | | | SEE PAGE |
|------|--------|-------------|-------------|-----|--|---|---|---|---|-------------------|----------|
| | | | | | 1 | 2 | 3 | 4 | 5 | 6 (PRODUCT LEVEL) | |
| | | 1 | 102-8804 | 2 | KIT-RECEPTACLE (4-PIN) | | | | | | |
| | | 1 | 102-8805 | 1 | KIT-RECEPTACLE (6-PIN) | | | | | | |
| | | 1 | 102-8801 | 2 | KIT-RECEPTACLE (12-PIN) | | | | | | |
| | | | | | (EACH RECEPTACLE KIT INCLUDES RECEPTACLE AS & WEDGE) | | | | | | |
| | 31 | 1 | 274-7409 | 4 | SCREW-TRUSS HEAD | | | | | | |
| | 32 | 2 | 275-0553 | 1 | BAR-BUS | | | | | | |
| Y | 33 | 2 | 276-7290 | 1 | RELAY GP (POWER, 1) | | | | | | 100 |
| Y | 34 | 2 | 276-7291 | 1 | RELAY GP (POWER, 2) | | | | | | 101 |
| | 35 | 1 | 278-0461 | 1 | RELAY AS (12-VOLT) (TORQUE LIMITER) | | | | | | |
| | 36 | 2 | 156-6175 | 1 | CLIP | | | | | | |
| | 37 | 2 | 172-9200 | 1 | SUPPRESSOR-ARC | | | | | | |
| | 38 | 2 | 247-8199 | 1 | BLOCK AS-FUSE | | | | | | |
| | 39 | 1 | 170-9360 | 1 | GROMMET | | | | | | |
| | 40 | 1 | 3S-2093 | 32 | STRAP-CABLE | | | | | | |
| | 41 | 1 | 4B-4863 | 1 | WASHER (4.7X11X1.2-MM THK) | | | | | | |
| | 42 | 1 | 263-9498 | 1 | HARNESS AS-WIRING (RESISTOR) (LADDER) | | | | | | |
| | | 1 | 102-8806 | 1 | KIT-RECEPTACLE (8-PIN) | | | | | | |
| | | | | | (INCLUDES RECEPTACLE AS & WEDGE) | | | | | | |
| | | 1 | 134-2540 | 1 | RECEPTACLE AS-CONNECTOR (3-PIN) | | | | | | |
| | | 1 | 155-2260 | 1 | KIT-CONNECTING PLUG (3-PIN) | | | | | | |
| | | | | | (INCLUDES PLUG AS, WEDGE & INTERFACE SEAL) | | | | | | |
| | 43 | 1,2 | 4P-8134 | 2 | CLIP (LADDER) | | | | | | |
| M | 44 | 2 | 5C-2890 | 4 | NUT (M6X1-THD) | | | | | | |
| M | 45 | 1,2 | 5C-7261 | 10 | NUT (M8X1.25-THD) | | | | | | |
| | 46 | 1 | 7X-0579 | 8 | WASHER-HARD (8.8X25.5X2-MM THK) | | | | | | |
| M | 47 | 2 | 7X-2534 | 2 | BOLT (M6X1X50-MM) | | | | | | |
| | 48 | 2 | 7X-7729 | 2 | WASHER (11X25X3-MM THK) | | | | | | |
| | 49 | 1,2 | 8C-3398 | 1 | LOCKWASHER | | | | | | |
| M | 50 | 2 | 8T-0352 | 2 | BOLT (M5X0.8X45-MM) | | | | | | |
| | 51 | 2 | 8T-4121 | 4 | WASHER-HARD (11X21X2.5-MM THK) | | | | | | |
| M | 52 | 2 | 8T-4133 | 2 | NUT (M10X1.5-THD) | | | | | | |
| M | 53 | 2 | 8T-4136 | 2 | BOLT (M10X1.5X25-MM) | | | | | | |
| M | 54 | 2 | 8T-4138 | 7 | BOLT (M6X1X20-MM) | | | | | | |
| M | 55 | 1,2 | 8T-4200 | 6 | BOLT (M8X1.25X16-MM) | | | | | | |
| | 56 | 1,2 | 8T-4205 | 14 | WASHER-HARD (7.2X14.5X2-MM THK) | | | | | | |
| | 57 | 1,2 | 8T-4224 | 12 | WASHER-HARD (8.8X16X2-MM THK) | | | | | | |
| | 58 | 1,2 | 6K-0806 | 2 | STRAP-CABLE | | | | | | |
| | 59 | 2 | 8C-6354 | 1 | CAP-RECEPTACLE | | | | | | |

B-USE AS REQUIRED
D-ORDER BY THE METER
E-ORDER BY THE CENTIMETER
M-METRIC PART
Y-SEPARATE ILLUSTRATION

ELECTRICAL AND STARTING SYSTEM

211-4240 WIRING GP-PLATFORM (contd.)

i02446294



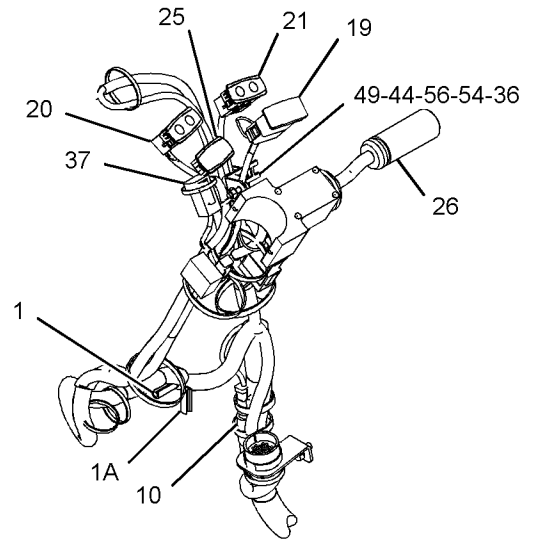
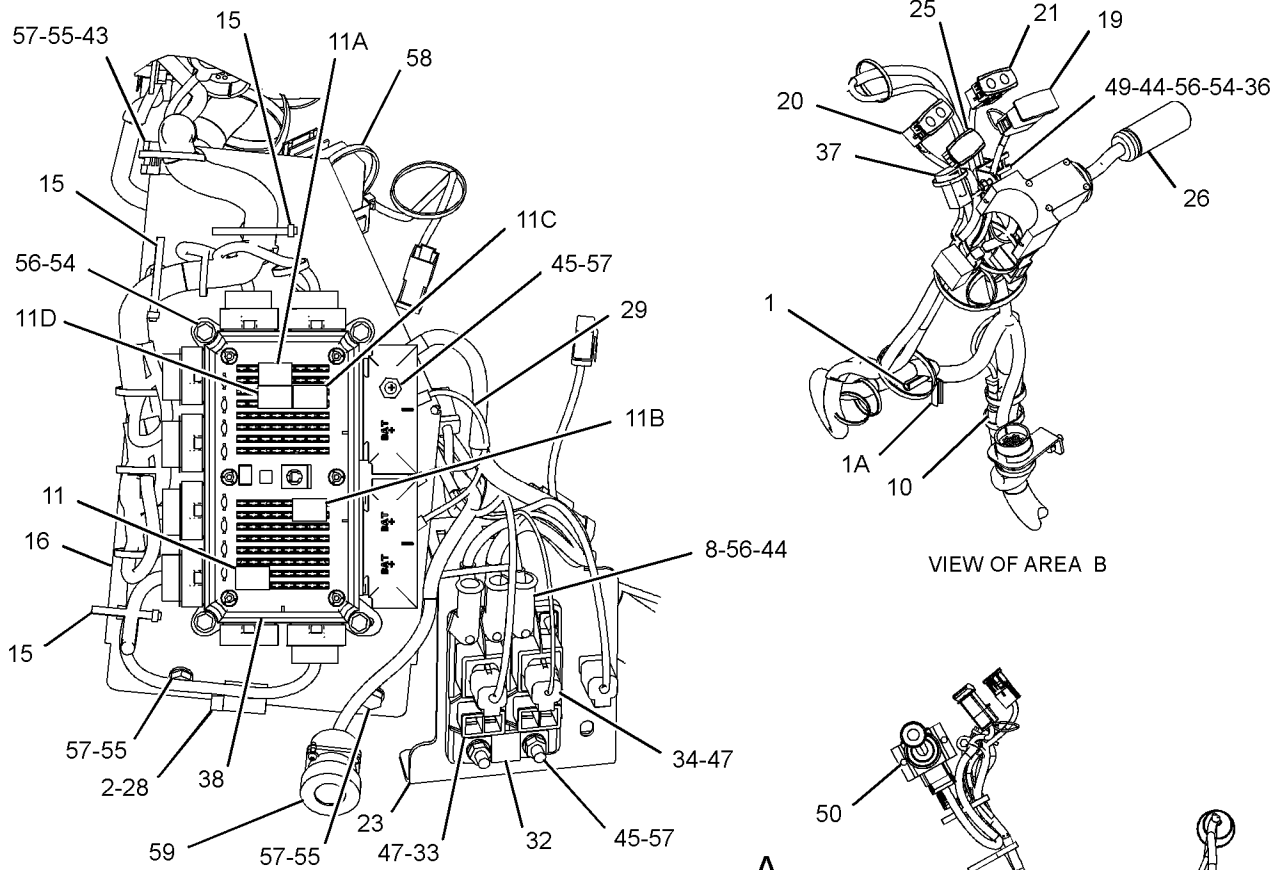
GRAPHIC #1

g01234220

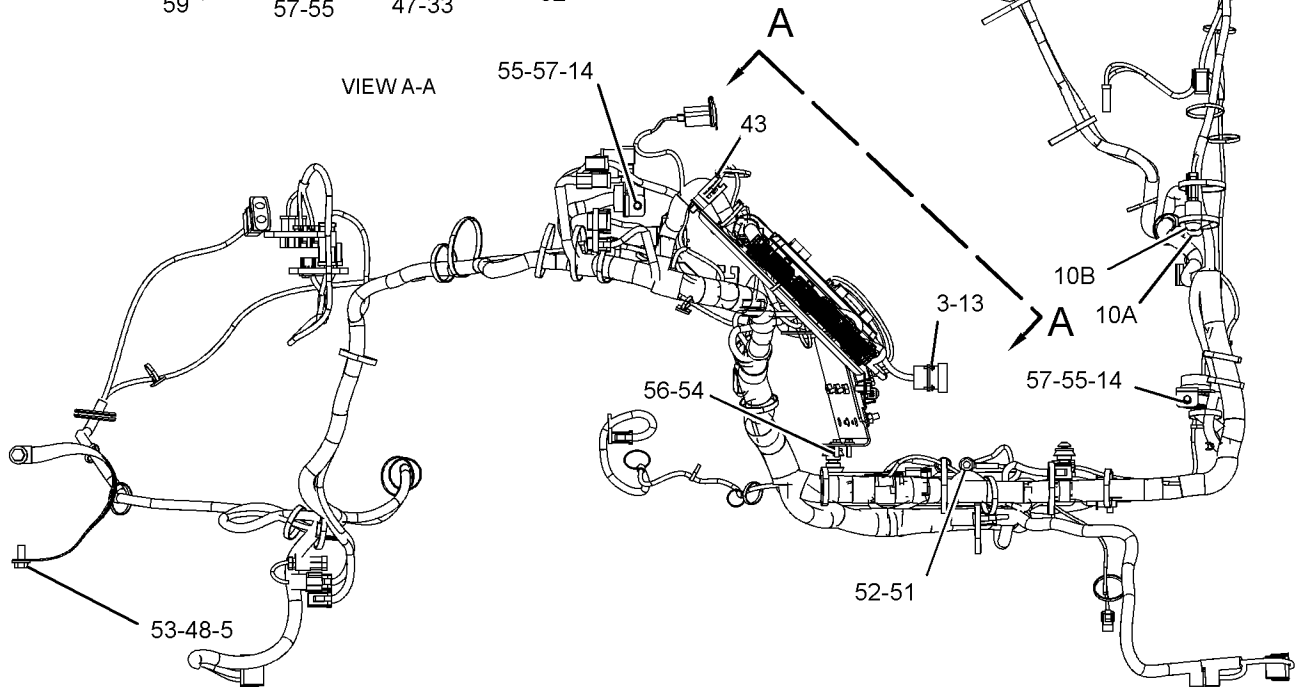
ELECTRICAL AND STARTING SYSTEM

211-4240 WIRING GP-PLATFORM (contd.)

i02446294



VIEW OF AREA B



RIGHT SIDE VIEW

GRAPHIC #2

<END>

g01234376

ELECTRICAL AND STARTING SYSTEM

211-4251 WIRING GP-REAR-BACKUP ALARM (CHG -01 THRU -03)

S/N: HLS1-UP

PART OF 213-9287 CHASSIS AR

SMCS-1408

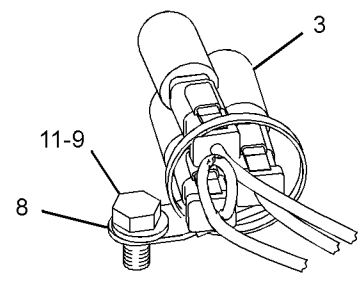
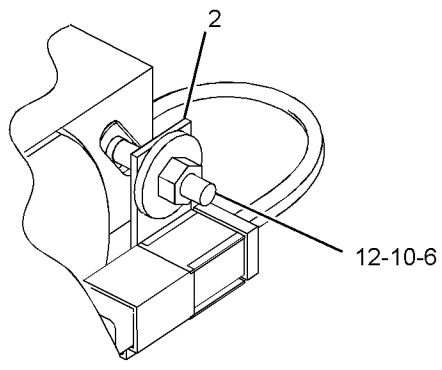
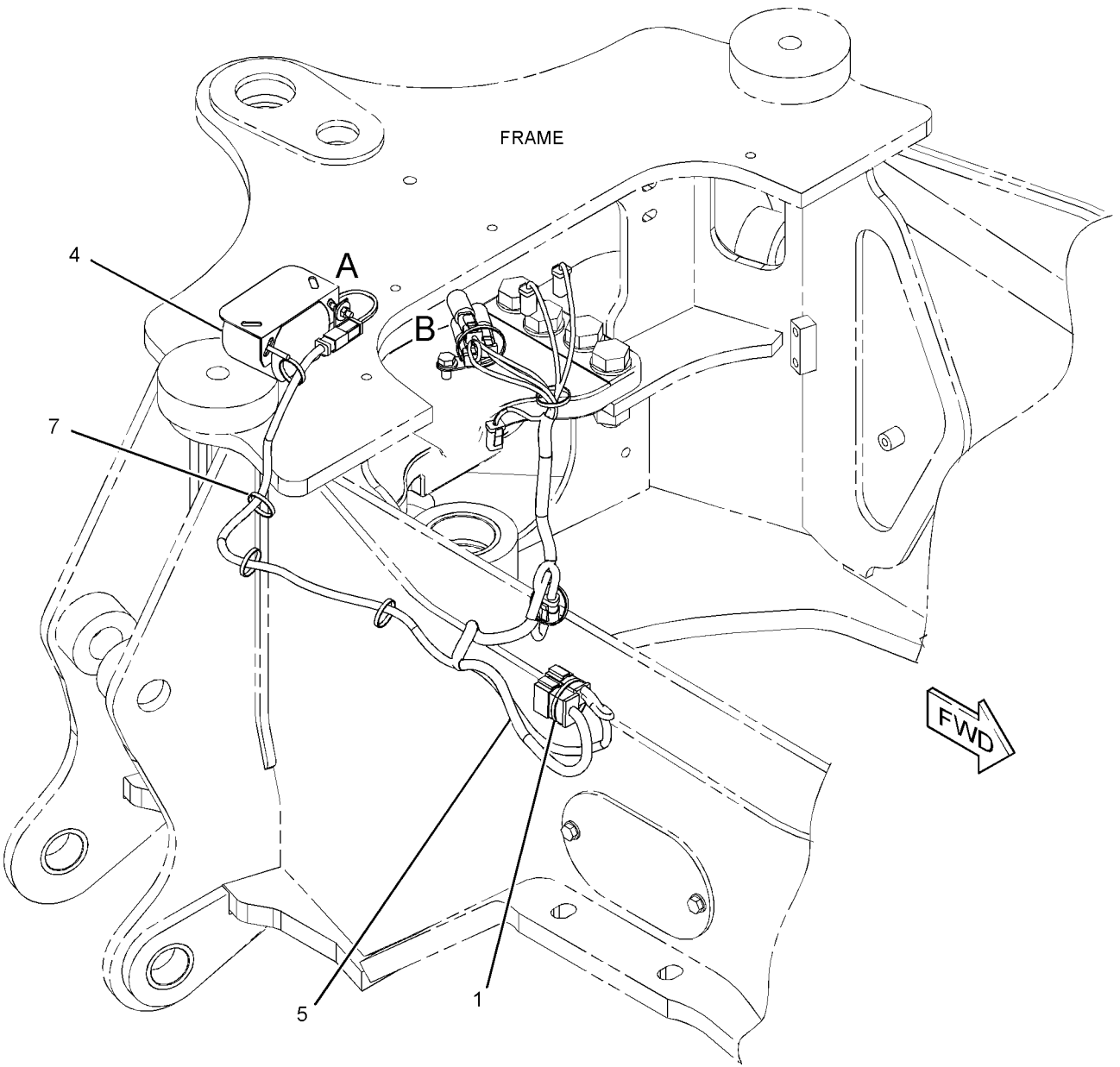
i02431474

| NOTE | REF NO | GRAPHIC REF | PART NUMBER | QTY | PART NAME | | | | | | SEE PAGE |
|---------------|--------|-------------|-------------|-----|---|---|---|---|---|-------------------|----------|
| | | | | | 1 | 2 | 3 | 4 | 5 | 6 (PRODUCT LEVEL) | |
| | 1 | 1 | 7K-1181 | 1 | STRAP-CABLE | | | | | | |
| | 2 | 1 | 9U-2277 | 1 | CLIP AS | | | | | | |
| | | 1 | 8C-3334 | 1 | RIVET-TUBULAR | | | | | | |
| | 3 | 1 | 106-8704 | 3 | SUPPRESSOR AS-ARC | | | | | | |
| | 4 | 1 | 154-5428 | 1 | ALARM AS | | | | | | |
| | | 1 | 102-8802 | 1 | KIT-RECEPTACLE (2-PIN) (INCLUDES RECEPTACLE AS & WEDGE) | | | | | | |
| | 5 | 1 | 263-9499 | 1 | HARNESS AS.-REAR | | | | | | |
| | | 1 | 102-8801 | 1 | KIT-RECEPTACLE (12-PIN) | | | | | | |
| | | 1 | 102-8805 | 1 | KIT-RECEPTACLE (6-PIN) (EACH KIT INCLUDES RECEPTACLE AS & WEDGE) | | | | | | |
| | | 1 | 155-2260 | 1 | KIT-CONNECTING PLUG (3-PIN) (INCLUDES PLUG AS, WEDGE, & INTERFACE SEAL) | | | | | | |
| | | 1 | 155-2270 | 7 | KIT-CONNECTING PLUG (2-PIN) (EACH INCLUDES PLUG AS, WEDGE, & INTERFACE SEAL) | | | | | | |
| | | 1 | 8L-8413 | 15 | STRAP-CABLE | | | | | | |
| M | 6 | 1 | 111-4627 | 2 | SCREW-MACHINE (M6X1X30-MM) | | | | | | |
| | 7 | 1 | 3S-2093 | 7 | STRAP-CABLE | | | | | | |
| | 8 | 1 | 4P-7581 | 1 | CLIP | | | | | | |
| | 9 | 1 | 8T-4121 | 1 | WASHER-HARD (11X21X2.5-MM THK) | | | | | | |
| M | 10 | 1 | 8T-4134 | 1 | NUT (M6X1-THD) | | | | | | |
| | 11 | 1 | 8T-8137 | 1 | SEAL-FACE | | | | | | |
| | 12 | 1 | 9X-6165 | 1 | WASHER (6.5X22X2.5-MM THK) | | | | | | |
| M-METRIC PART | | | | | | | | | | | |

ELECTRICAL AND STARTING SYSTEM

211-4251 WIRING GP-REAR (contd.)

i02431474



GRAPHIC #1

<END>

g01231213

ELECTRICAL AND STARTING SYSTEM

211-4259 WIRING GP-RIDE CONTROL (CHG -02 THRU -04)

S/N: HLS1-UP

PART OF 209-9937 CONTROL AR-RIDE
AN ATTACHMENT

SMCS-1408

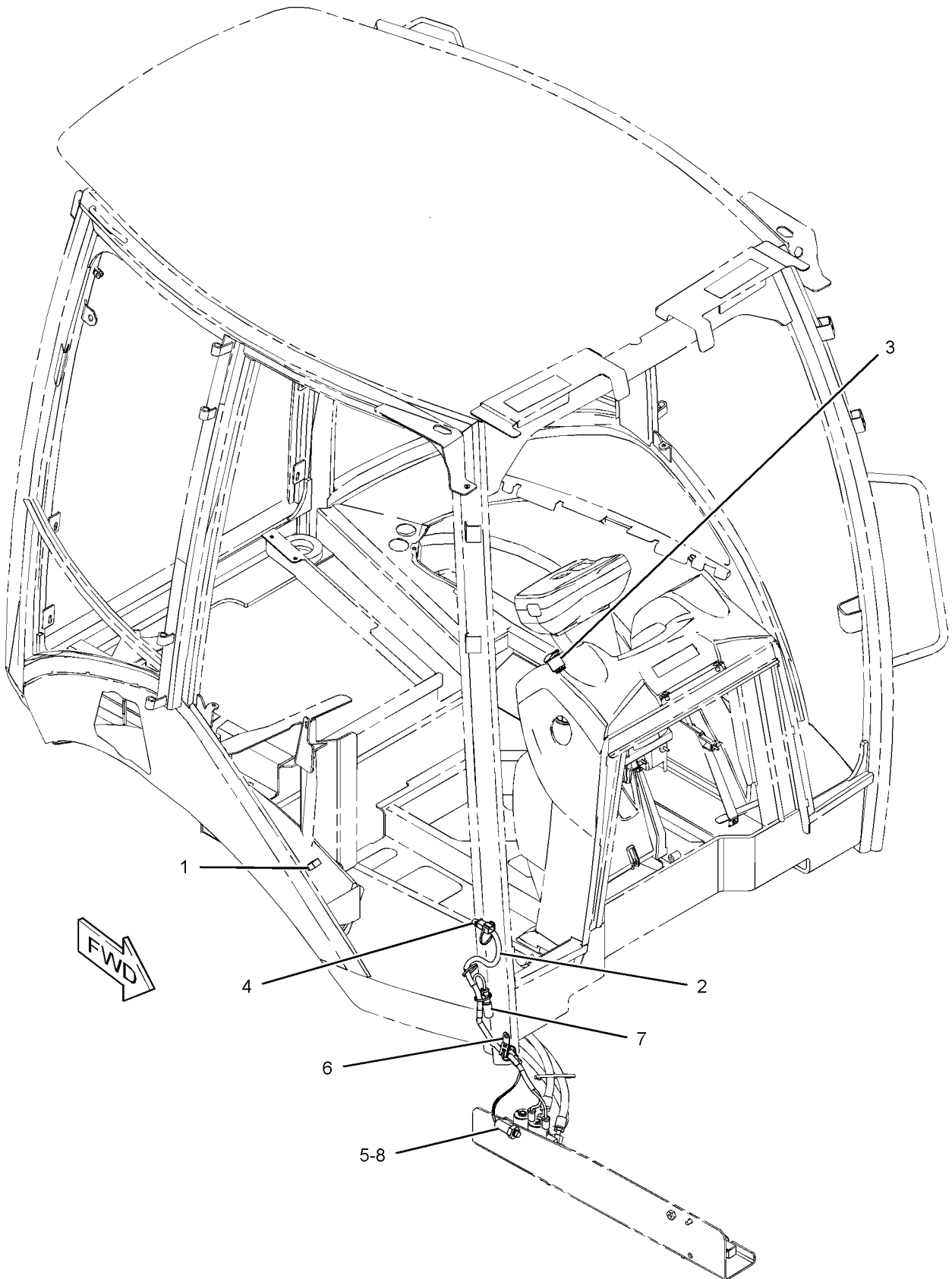
i02440622

| NOTE | REF NO | GRAPHIC REF | PART NUMBER | QTY | PART NAME | | | | | | SEE PAGE |
|------|--------|-------------|-------------|-----|---|---|---|---|---|-------------------|----------|
| | | | | | 1 | 2 | 3 | 4 | 5 | 6 (PRODUCT LEVEL) | |
| | 1 | 1 | 146-9439 | 1 | RELAY AS (12-VOLT) | | | | | | |
| | 2 | 1 | 246-8038 | 1 | HARNESS AS-RIDE CONTROL | | | | | | |
| | | 1 | 102-8804 | 1 | KIT-RECEPTACLE (4-PIN) (INCLUDES RECEPTACLE AS & WEDGE) | | | | | | |
| | | 1 | 155-2260 | 1 | KIT-CONNECTING PLUG (3-PIN) | | | | | | |
| | | 1 | 155-2270 | 1 | KIT-CONNECTING PLUG (2-PIN) (EACH PLUG KIT INCLUDES PLUG AS, WEDGE & INTERFACE SEAL) | | | | | | |
| | 3 | 1 | 214-4710 | 1 | SWITCH AS-ROCKER (RIDE CONTROL) | | | | | | |
| | 4 | 1 | 3S-2093 | 4 | STRAP-CABLE | | | | | | |
| | 5 | 1 | 3J-1907 | 1 | SEAL-O-RING | | | | | | |
| | 6 | 1 | 4P-7581 | 1 | CLIP | | | | | | |
| | 7 | 1 | 106-8704 | 1 | SUPPRESSOR AS-ARC | | | | | | |
| | | 1 | 102-8802 | 1 | KIT-RECEPTACLE (2-PIN) (INCLUDES RECEPTACLE AS & WEDGE) | | | | | | |
| | 8 | 1 | 131-9203 | 1 | SWITCH AS-PRESSURE | | | | | | |
| | | 1 | 186-3735 | 3 | PIN-CONNECTOR (16-GA TO 18-GA) | | | | | | |
| | | 1 | 102-8803 | 1 | KIT-RECEPTACLE (3-PIN) (INCLUDES RECEPTACLE AS & WEDGE) | | | | | | |

ELECTRICAL AND STARTING SYSTEM

211-4259 WIRING GP-RIDE CONTROL (contd.)

i02440622



GRAPHIC #1

<END>

g01208447

ELECTRICAL AND STARTING SYSTEM

211-4254 WIRING GP-TRANSMISSION CONTROL

(CHG -02 THRU -05)

S/N: HLS1-UP

AUTOSHIFT, STANDARD SHIFT

PART OF 216-3316 POWER TRAIN AR
AN ATTACHMENT

SMCS-1408, 3168

i02444692

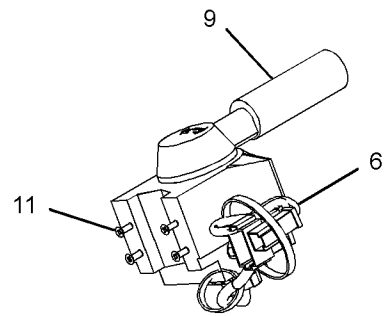
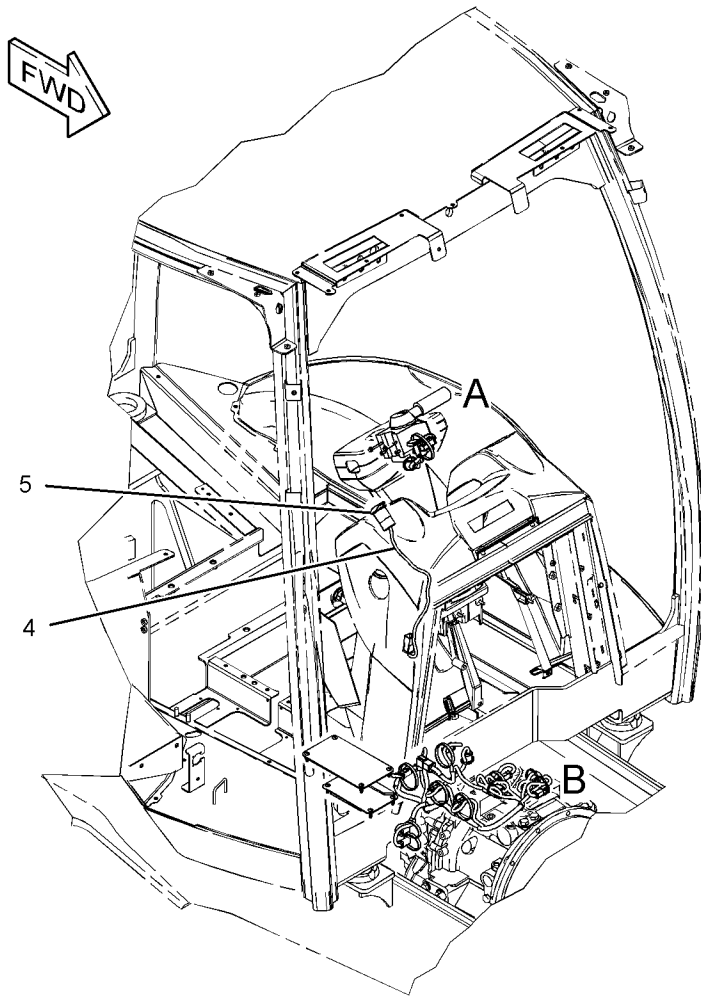
| NOTE | REF NO | GRAPHIC REF | PART NUMBER | QTY | PART NAME | | | | | | SEE PAGE |
|------|--------|-------------|-------------|-----|--|---|---|---|---|-------------------|----------|
| | | | | | 1 | 2 | 3 | 4 | 5 | 6 (PRODUCT LEVEL) | |
| | 1 | 1 | 7K-1181 | 9 | STRAP-CABLE | | | | | | |
| | 2 | 1 | 164-1368 | 8 | FASTENER-PANEL | | | | | | |
| | 3 | 1 | 206-2423 | 1 | SADDLE | | | | | | |
| | 4 | 1 | 213-6096 | 1 | HARNESS AS-PANEL (AUTOSHIFT, STAND SHIFT SWITCH) | | | | | | |
| | | 1 | 8L-8413 | 5 | STRAP-CABLE | | | | | | |
| | | 1 | 102-8805 | 1 | KIT-RECEPTACLE (6-PIN) (INCLUDES RECEPTACLE AS & WEDGE) | | | | | | |
| | 5 | 1 | 214-4691 | 1 | SWITCH AS-ROCKER (AUTOSHIFT, STANDARD SHIFT) | | | | | | |
| | 6 | 1 | 225-7959 | 1 | HARNESS AS-TRANSMISSION | | | | | | |
| | | 1 | 8L-8413 | 6 | STRAP-CABLE | | | | | | |
| E | | 1 | 125-7874 | | TUBE-HEAT SHRINK (5.72-MM DIA) (10-CM) | | | | | | |
| | | 1 | 102-8801 | 1 | KIT-RECEPTACLE (12-PIN) | | | | | | |
| | | 1 | 102-8802 | 1 | KIT-RECEPTACLE (2-PIN) (EACH KIT INCLUDES RECEPTACLE AS & WEDGE) | | | | | | |
| | | 1 | 155-2256 | 1 | KIT-CONNECTING PLUG (12-PIN) (INCLUDES PLUG AS, WEDGE & INTERFACE SEAL) | | | | | | |
| | 7 | 1 | 232-1545 | 1 | PLATE AS | | | | | | |
| | 8 | 1 | 246-8052 | 1 | HARNESS AS-TRANSMISSION | | | | | | |
| E | | 1 | 125-7875 | | TUBE-HEAT SHRINK (7.44-MM DIA) (5-CM) | | | | | | |
| | | 1 | 102-8802 | 4 | KIT-RECEPTACLE (2-PIN) | | | | | | |
| | | 1 | 102-8805 | 1 | KIT-RECEPTACLE (6-PIN) (EACH KIT INCLUDES RECEPTACLE AS & WEDGE) | | | | | | |
| | | 1 | 8L-8413 | 16 | STRAP-CABLE | | | | | | |
| | | 1 | 155-2270 | 8 | KIT-CONNECTING PLUG (2-PIN) (INCLUDES PLUG AS, WEDGE & INTERFACE SEAL) | | | | | | |
| | 9 | 1 | 261-2208 | 1 | CONTROL GP-TRANSMISSION | | | | | | |
| | 10 | 1 | 274-9993 | 1 | PLATE | | | | | | |
| M | 11 | 1 | 095-0756 | 4 | SCREW-MACHINE (M5X0.8X16-MM) | | | | | | |
| | 12 | 1 | 3S-2093 | 6 | STRAP-CABLE | | | | | | |

E-ORDER BY THE CENTIMETER
M-METRIC PART

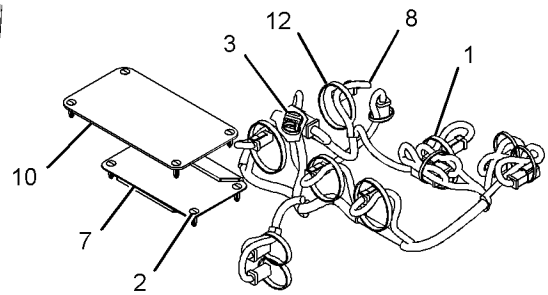
ELECTRICAL AND STARTING SYSTEM

211-4254 WIRING GP-TRANSMISSION CONTROL (contd.)

i02444692



VIEW OF AREA A



VIEW OF AREA B

GRAPHIC #1

<END>

g01209126

POWER TRAIN

230-5743 AXLE GP-DRIVE & STEERING (CHG -00 THRU -03)

S/N: HLS1-UP

PART OF 216-4740 DRIVE AR-BACKHOE LOADER
AN ATTACHMENT

SMCS-3020, 3250, 3258, 3259, 3260, 3264,
3278, 4050, 4313

i02274793

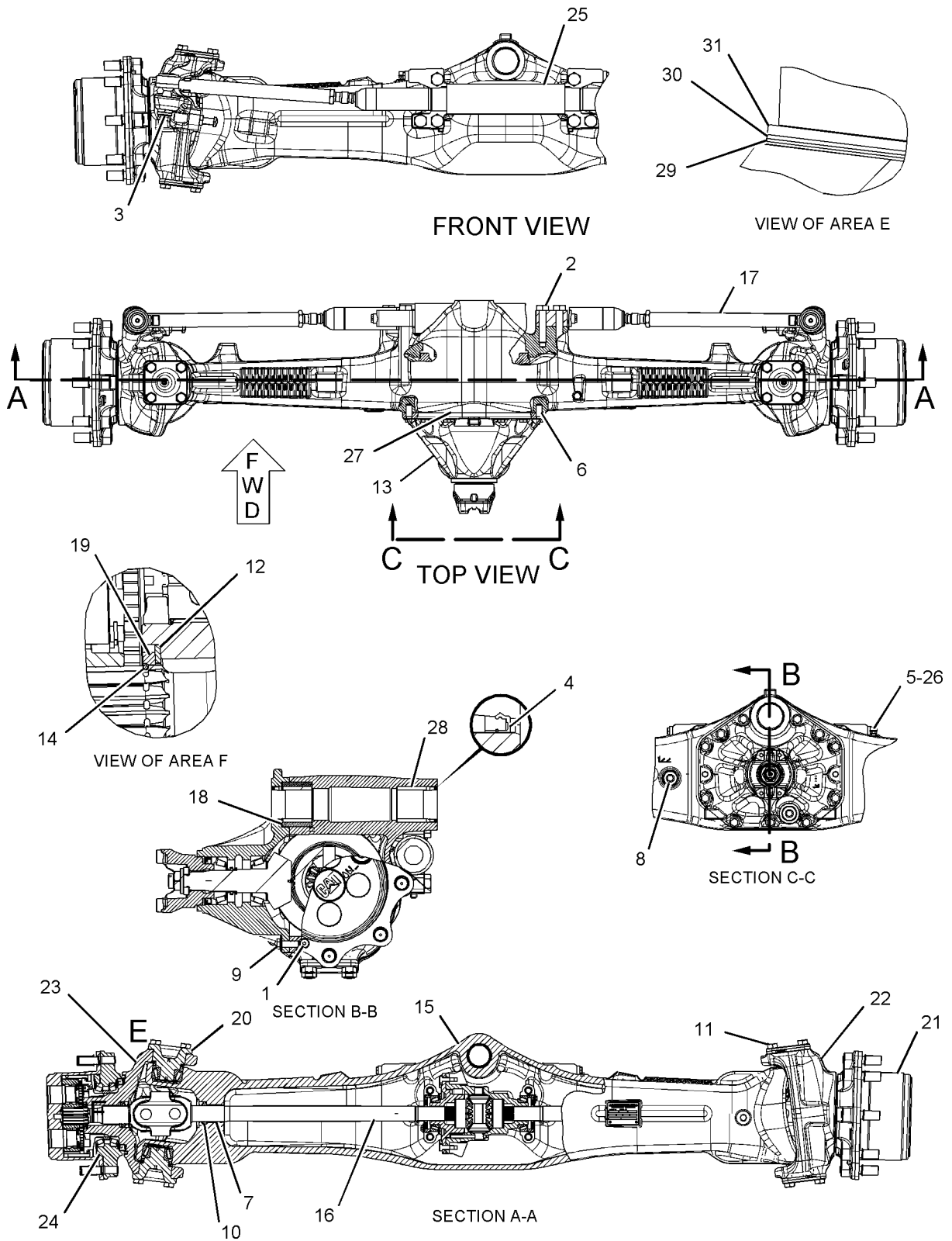
| NOTE | REF NO | GRAPHIC REF | PART NUMBER | QTY | PART NAME | | | | | | SEE PAGE |
|------|--------|-------------|-------------|-----|-------------------------------------|---|---|---|---|-------------------|----------|
| | | | | | 1 | 2 | 3 | 4 | 5 | 6 (PRODUCT LEVEL) | |
| | 1 | 1 | 199-0639 | 4 | SCREW (WHEEL HUB) | | | | | | |
| | 2 | 1 | 207-4254 | 6 | BOLT (STEERING CYLINDER) | | | | | | |
| | 3 | 1 | 207-4258 | 2 | NUT (M20X1.5-THD) | | | | | | |
| | 4 | 1 | 219-8798 | 2 | SEAL-LIP TYPE | | | | | | |
| | 5 | 1 | 219-8795 | 1 | CAP | | | | | | |
| | 6 | 1 | 209-9875 | 2 | DOWEL | | | | | | |
| | 7 | 1 | 209-7456 | 2 | BUSHING | | | | | | |
| | 8 | 1 | 152-6144 | 4 | PLUG AS-DRAIN (MAGNETIC) | | | | | | |
| | 9 | 1 | 208-0321 | 11 | BOLT-FLANGE HEAD (M12X1.75X33-MM) | | | | | | |
| | 10 | 1 | 209-7464 | 2 | SEAL | | | | | | |
| M | 11 | 1 | 199-0683 | 16 | BOLT (M16X2X38-MM) | | | | | | |
| | 12 | 1 | 210-5937 | 2 | WASHER (46X66X3-MM THK) | | | | | | |
| Y | 13 | 1 | 209-9882 | 1 | DIFFERENTIAL & BEVEL GEAR GP | | | | | | 148 |
| | 14 | 1 | 210-5942 | 2 | RING | | | | | | |
| | 15 | 1 | 209-9883 | 1 | HOUSING | | | | | | |
| J | 16 | 1 | 210-5946 | 2 | SHAFT GP-AXLE | | | | | | |
| | | | | | (EACH INCLUDES) | | | | | | |
| | | 1 | 174-4671 | 1 | YOKE | | | | | | |
| | 17 | 1 | 209-9886 | 2 | TIE ROD GP | | | | | | |
| | | | | | (EACH INCLUDES) | | | | | | |
| | | 1 | 204-3080 | 1 | BALL JOINT | | | | | | |
| | | 1 | 217-2883 | 1 | TIE ROD | | | | | | |
| | | 1 | 217-2885 | 1 | NUT | | | | | | |
| | 18 | 1 | 209-9887 | 1 | BUSHING | | | | | | |
| | 19 | 1 | 210-5947 | 2 | WASHER-THRUST (44.6X58X7-MM THK) | | | | | | |
| | 20 | 1 | 216-7473 | 4 | PIN AS (LOWER, UPPER) | | | | | | |
| | | | | | (EACH INCLUDES) | | | | | | |
| | | 1 | 198-7823 | 1 | BEARING AS | | | | | | |
| | | 1 | 198-7825 | 1 | SEAL | | | | | | |
| | | 1 | 198-7838 | 1 | PIN | | | | | | |
| Y | 21 | 1 | 210-5924 | 2 | PLANETARY GP-FINAL DRIVE | | | | | | 169 |
| Y | 22 | 1 | 209-9884 | 1 | HOUSING & FLANGE GP-AXLE (RH) | | | | | | 159 |
| Y | 23 | 1 | 209-9885 | 1 | HOUSING & FLANGE GP-AXLE (LH) | | | | | | 160 |
| | 24 | 1 | 211-6735 | 2 | SEAL-O-RING | | | | | | |
| L | 25 | 1 | 214-5097 | 1 | CYLINDER GP-STEERING | | | | | | |
| | | 1 | 238-5254 | 1 | ROD | | | | | | |
| | | 1 | 238-5255 | 2 | CYLINDER HEAD | | | | | | |
| | 26 | 1 | 253-5024 | 1 | BREATHER (FRONT AXLE) | | | | | | |
| | 27 | 1 | 069-4707 | 1 | SEALANT (GASKET) | | | | | | |
| | 28 | 1 | 154-5404 | 2 | BEARING | | | | | | |
| B | 29 | 1 | 198-7841 | 8 | SHIM (0.15-MM THK) | | | | | | |
| B | 30 | 1 | 198-7842 | 4 | SHIM (0.2-MM THK) | | | | | | |
| B | 31 | 1 | 198-7843 | 4 | SHIM (0.5-MM THK) | | | | | | |
| | | | | | AVAILABLE REPAIR KIT(S): | | | | | | |
| J | | | 174-4643 | 2 | KIT-SPIDER | | | | | | |
| | | | | | (INCLUDES SPIDER AND RINGS) | | | | | | |
| L | | | 215-2023 | 1 | KIT-SEAL | | | | | | |
| | | | | | (INCLUDES RINGS, SEALS AND WASHERS) | | | | | | |

B-USE AS REQUIRED
 J-KIT MARKED J AVAILABLE FOR PART MARKED J
 L-KIT MARKED L AVAILABLE FOR PART MARKED L
 M-METRIC PART
 Y-SEPARATE ILLUSTRATION

POWER TRAIN

230-5743 AXLE GP-DRIVE & STEERING (contd.)

i02274793



GRAPHIC #1

<END>

g01094314

POWER TRAIN

230-5739 AXLE GP-REAR (CHG -00, -01)

S/N: HLS1-UP

PART OF 216-4740 DRIVE AR-BACKHOE LOADER
AN ATTACHMENT

SMCS-3278, 3282

i02277802

| NOTE | REF NO | GRAPHIC REF | PART NUMBER | QTY | PART NAME | | | | | | SEE PAGE |
|------|--------|-------------|-------------|-----|-------------------------------|---|---|---|---|-------------------|----------|
| | | | | | 1 | 2 | 3 | 4 | 5 | 6 (PRODUCT LEVEL) | |
| | 1 | 1 | 199-0639 | 4 | SCREW (WHEEL HUB) | | | | | | |
| | 2 | 1 | 199-0641 | 2 | BOLT (DIFFERENTIAL LOCK) | | | | | | |
| | 3 | 1 | 219-8802 | 2 | BOLT (DIFFERENTIAL LOCK) | | | | | | |
| | 4 | 1 | 199-0652 | 2 | CLIP-PIN | | | | | | |
| | 5 | 1 | 210-3097 | 2 | CLIP | | | | | | |
| | 6 | 1 | 210-3098 | 2 | SEAL | | | | | | |
| | 7 | 1 | 199-0668 | 2 | BRACKET | | | | | | |
| | 8 | 1 | 197-9155 | 1 | BREATHER | | | | | | |
| | 9 | 1 | 199-0670 | 2 | BLEED SCREW | | | | | | |
| | 10 | 1 | 198-7811 | 2 | DOWEL | | | | | | |
| | 11 | 1 | 152-6144 | 4 | PLUG AS-DRAIN (MAGNETIC) | | | | | | |
| | 12 | 1 | 199-0676 | 2 | SPRING | | | | | | |
| | 13 | 1 | 199-0679 | 2 | BOLT (BRAKE) | | | | | | |
| | 14 | 1 | 210-3099 | 2 | SLEEVE | | | | | | |
| | 15 | 1 | 210-3100 | 2 | BUSHING | | | | | | |
| | 16 | 1 | 199-0706 | 1 | PISTON | | | | | | |
| | 17 | 1 | 199-0786 | 8 | PLATE | | | | | | |
| | 18 | 1 | 199-0787 | 6 | PIN | | | | | | |
| | 19 | 1 | 210-7305 | 2 | SHAFT | | | | | | |
| | 20 | 1 | 210-3106 | 1 | BRACKET | | | | | | |
| | 21 | 1 | 212-5713 | 2 | PLUG | | | | | | |
| | 22 | 1 | 216-1608 | 2 | GEAR GP-RING | | | | | | |
| | | | | | (EACH INCLUDES) | | | | | | |
| | | 1 | 199-0778 | 1 | RING-SNAP | | | | | | |
| | | 1 | 210-7302 | 1 | GEAR-RING (81-TEETH) | | | | | | |
| | | 1 | 226-4364 | 1 | HUB | | | | | | |
| Y | 23 | 1 | 216-1609 | 2 | FLANGE GP-WHEEL | | | | | | 158 |
| Y | 24 | 1 | 216-1610 | 2 | PLANETARY GP-FINAL DRIVE | | | | | | 170 |
| | 25 | 1 | 217-2914 | 1 | COVER (DIFFERENTIAL LOCK) | | | | | | |
| | 26 | 1 | 231-0699 | 1 | COVER (DIFFERENTIAL LOCK) | | | | | | |
| | 27 | 1 | 219-8839 | 1 | ROD | | | | | | |
| | 28 | 1 | 174-4647 | 1 | BUSHING | | | | | | |
| | 29 | 1 | 174-4650 | 1 | SPACER (20X32X8-MM THK) | | | | | | |
| | 30 | 1 | 231-0698 | 2 | SHAFT-AXLE | | | | | | |
| | 31 | 1 | 226-4366 | 2 | NUT-SPANNER | | | | | | |
| | 32 | 1 | 226-4365 | 2 | WASHER-TAB | | | | | | |
| | 33 | 1 | 226-4367 | 2 | SPACER (110X123X22.99-MM THK) | | | | | | |
| | 34 | 1 | 226-4370 | 6 | BOLT-SELF-LOCKING | | | | | | |
| | 35 | 1 | 238-5291 | 6 | DISC-BRAKE | | | | | | |
| | 36 | 1 | 238-5292 | 2 | HUB-BRAKE | | | | | | |
| | 37 | 1 | 238-5293 | 1 | HOUSING-AXLE (LH) | | | | | | |
| | 38 | 1 | 238-5294 | 1 | HOUSING-AXLE (RH) | | | | | | |
| Y | 39 | 1 | 238-5289 | 1 | HOUSING GP-AXLE | | | | | | 163 |
| | 40 | 1 | 199-0658 | 2 | O-RING-CAP | | | | | | |
| | 41 | 1 | 219-8799 | 2 | SEAL-O-RING | | | | | | |
| | 42 | 1 | 199-0662 | 2 | SEAL-O-RING | | | | | | |
| | 43 | 1 | 130-7282 | 1 | BRACKET | | | | | | |
| M | 44 | 1 | 7X-2559 | 26 | BOLT (M16X2X160-MM) | | | | | | |
| | 45 | 1 | 4L-6454 | 2 | BOLT (3/8-16X1-IN) | | | | | | |
| | 46 | 1 | 3J-1907 | 1 | SEAL-O-RING | | | | | | |
| | 47 | 1 | 9S-8004 | 1 | PLUG | | | | | | |
| | 48 | 1 | 219-8795 | 1 | CAP | | | | | | |
| | 49 | 1 | 069-4707 | 1 | SEALANT (GASKET) | | | | | | |
| J | 50 | 1 | 230-3809 | 1 | BRAKE AS | | | | | | |

POWER TRAIN

230-5739 AXLE GP-REAR (contd.)

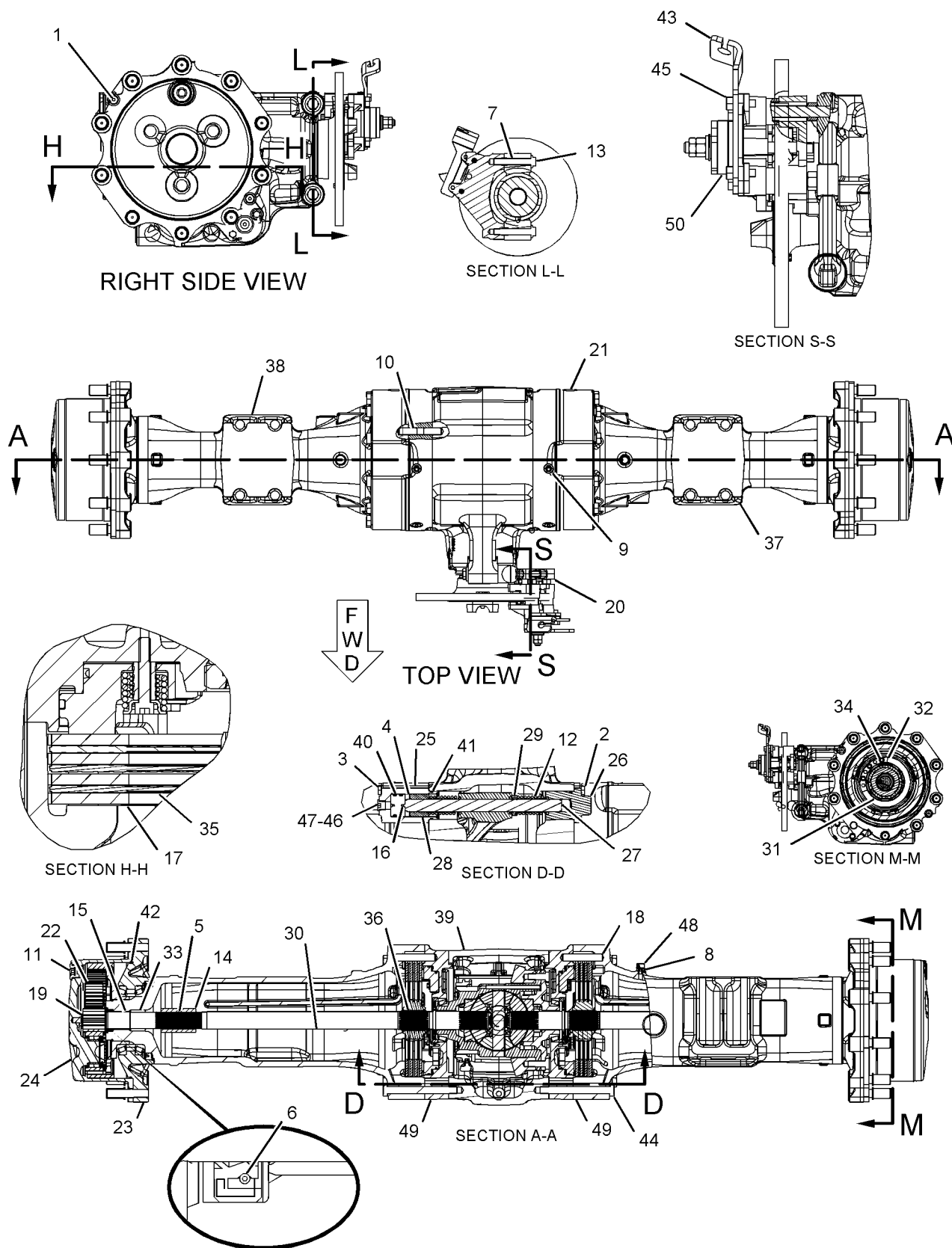
i02277802

| NOTE | REF NO | GRAPHIC REF | PART NUMBER | QTY | PART NAME 1 2 3 4 5 6 (PRODUCT LEVEL) | SEE PAGE |
|---|--------|-------------|-----------------|-----|--|----------|
| | | | | | AVAILABLE REPAIR KIT(S): | |
| J | | | 166-9413 | 1 | KIT-CAM (COUNTERCLOCKWISE) (INCLUDES CAMS BEARINGS & RETAINER) | |
| J | | | 230-3810 | 1 | KIT-BRAKE LINING (INCLUDES LINERS AND SPRING) | |
| J | | | 230-3811 | 1 | KIT-BRAKE CALIPER (INCLUDES SLEEVES, WASHERS, NUTS, BOLT, LININGS, BEARING & BOOT) | |
| J-KITS MARKED J AVAILABLE FOR PART MARKED J M-METRIC PART Y-SEPARATE ILLUSTRATION | | | | | | |

POWER TRAIN

230-5739 AXLE GP-REAR (contd.)

i02277802



GRAPHIC #1

<END>

g01093644

POWER TRAIN

275-0468 CASE AS-TRANSMISSION-FRONT (CHG -00)

S/N: HLS1-UP

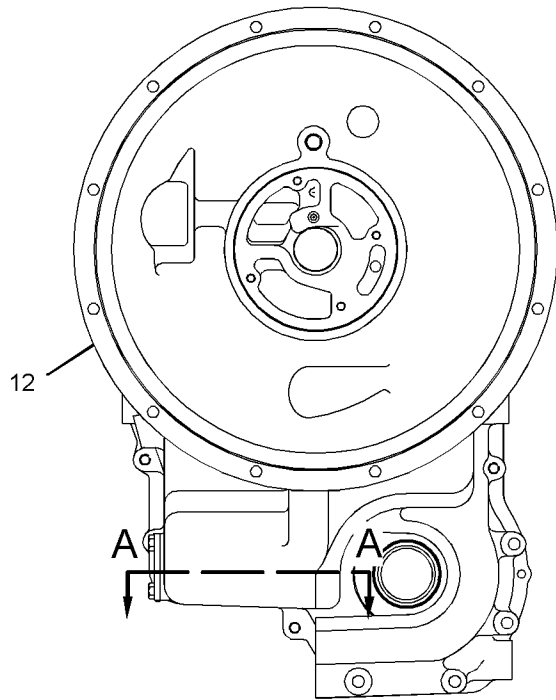
PART OF 271-3774 TRANSMISSION GP-DIRECT DRIVE
AN ATTACHMENT

SMCS-3030, 3064

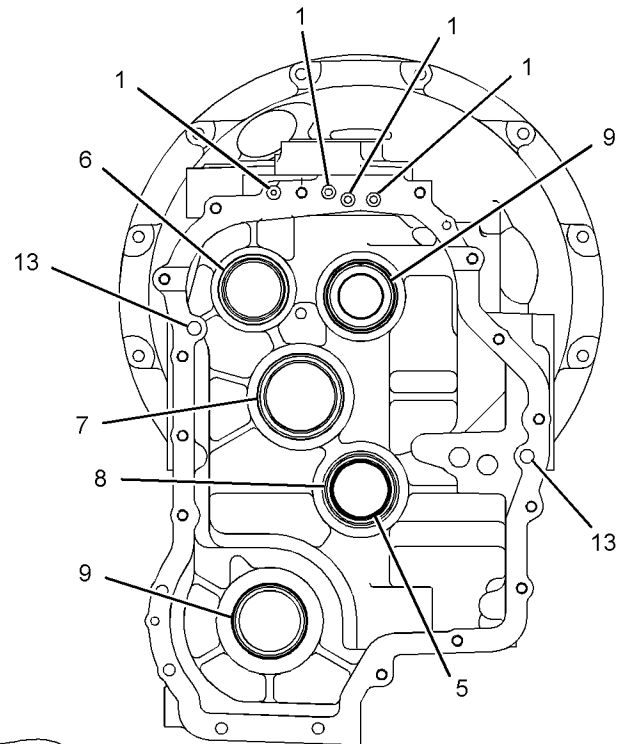
i02485611

| NOTE | REF NO | GRAPHIC REF | PART NUMBER | QTY | PART NAME | | | | | | SEE PAGE |
|------|--------|-------------|-------------|-----|----------------------|---|---|---|---|-------------------|----------|
| | | | | | 1 | 2 | 3 | 4 | 5 | 6 (PRODUCT LEVEL) | |
| | 1 | 1 | 120-9762 | 4 | SEAL-O-RING | | | | | | |
| M | 2 | 1 | 6V-8210 | 2 | BOLT (M8X1.25X16-MM) | | | | | | |
| | 3 | 1 | 7T-2651 | 1 | STRAINER (SUCTION) | | | | | | |
| | 4 | 1 | 106-9861 | 1 | PLATE-COVER | | | | | | |
| | 5 | 1 | 7T-3051 | 1 | PLUG | | | | | | |
| | 6 | 1 | 005-0469 | 1 | CUP-BEARING | | | | | | |
| | 7 | 1 | 8T-1580 | 1 | CUP | | | | | | |
| | 8 | 1 | 6Y-2737 | 1 | CUP-BEARING | | | | | | |
| | 9 | 1 | 123-8906 | 2 | CUP-TAPERED ROLLER | | | | | | |
| | 10 | 1 | 9W-5460 | 1 | RING | | | | | | |
| | 11 | 1 | 4F-7952 | 1 | SEAL-O-RING | | | | | | |
| | 12 | 1 | 275-0469 | 1 | CASE AS-FRONT | | | | | | |
| | 13 | 1 | 7T-3253 | 2 | DOWEL | | | | | | |

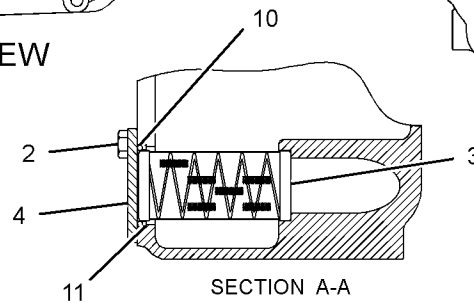
M-METRIC PART



FRONT VIEW



REAR VIEW



SECTION A-A

GRAPHIC #1

<END>

g01220674

POWER TRAIN

275-0470 CASE AS-TRANSMISSION-REAR (CHG -00)

S/N: HLS1-UP

PART OF 271-3774 TRANSMISSION GP-DIRECT DRIVE
AN ATTACHMENT

SMCS-3030, 3064

i02466488

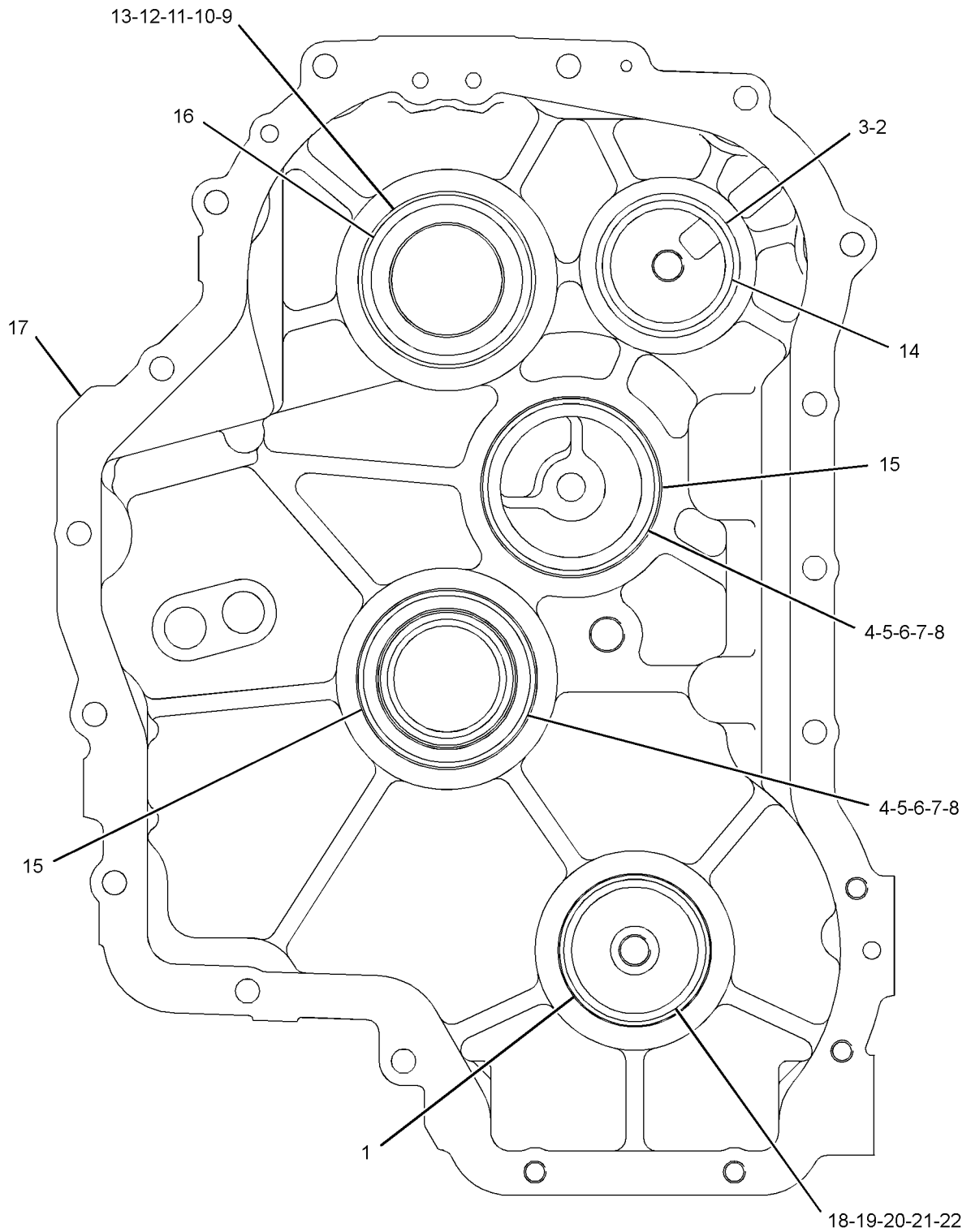
| NOTE | REF NO | GRAPHIC REF | PART NUMBER | QTY | PART NAME | | | | | | SEE PAGE |
|------|--------|-------------|-------------|-----|------------------------------|---|---|---|---|-------------------|----------|
| | | | | | 1 | 2 | 3 | 4 | 5 | 6 (PRODUCT LEVEL) | |
| | 1 | 1 | 123-8906 | 1 | CUP-TAPERED ROLLER | | | | | | |
| B | 2 | 1 | 6T-9142 | 1 | SHIM (0.508-MM THK) | | | | | | |
| B | | | 6T-9143 | 1 | SHIM (0.381-MM THK) | | | | | | |
| B | | | 6T-9144 | 1 | SHIM (0.051-MM THK) | | | | | | |
| B | | | 6T-9145 | 1 | SHIM (0.178-MM THK) | | | | | | |
| B | | | 6T-9147 | 1 | SHIM (0.076-MM THK) | | | | | | |
| | 3 | 1 | 7T-3034 | 1 | SPACER (56.9X64.5X1.98-MM) | | | | | | |
| | 4 | 1 | 7T-2646 | 2 | SPACER (66X79.5X2.02-MM THK) | | | | | | |
| B | 5 | 1 | 6T-9166 | 2 | SHIM (0.051-MM THK) | | | | | | |
| B | 6 | 1 | 6T-9165 | 2 | SHIM (0.076-MM THK) | | | | | | |
| B | 7 | 1 | 6T-9164 | 2 | SHIM (0.178-MM THK) | | | | | | |
| B | 8 | 1 | 6T-9163 | 2 | SHIM (0.599-MM THK) | | | | | | |
| B | 9 | 1 | 121-7399 | 1 | SHIM (0.05-MM THK) | | | | | | |
| B | 10 | 1 | 121-7400 | 1 | SHIM (0.08-MM THK) | | | | | | |
| B | 11 | 1 | 121-7401 | 1 | SHIM (0.18-MM THK) | | | | | | |
| B | 12 | 1 | 121-7402 | 1 | SHIM (0.6-MM THK) | | | | | | |
| | 13 | 1 | 121-7398 | 1 | SPACER (70X79.5X2-MM THK) | | | | | | |
| | 14 | 1 | 005-0469 | 1 | CUP-BEARING | | | | | | |
| | 15 | 1 | 123-8908 | 2 | CUP-TAPERED ROLLER | | | | | | |
| | 16 | 1 | 123-8910 | 1 | CUP-TAPERED ROLLER | | | | | | |
| | 17 | 1 | 274-8630 | 1 | CASE-REAR | | | | | | |
| | 18 | 1 | 122-1879 | 1 | SPACER (58X67.5X2-MM THK) | | | | | | |
| B | 19 | 1 | 104-3288 | 1 | SHIM (0.05-MM THK) | | | | | | |
| B | 20 | 1 | 121-2059 | 1 | SHIM (0.08-MM THK) | | | | | | |
| B | 21 | 1 | 121-2060 | 1 | SHIM (0.18-MM THK) | | | | | | |
| B | 22 | 1 | 121-2061 | 1 | SHIM (0.6-MM THK) | | | | | | |

B-USE AS REQUIRED

POWER TRAIN

275-0470 CASE AS-TRANSMISSION (contd.)

i02466488



FRONT VIEW

<END>

GRAPHIC #1

g01233212

POWER TRAIN

206-1643 CONTROL GP-TRANSMISSION (CHG -02, -03)

S/N: HLS1-UP

PART OF 216-3315 POWER TRAIN AR
AN ATTACHMENT

SMCS-3065

i02396923

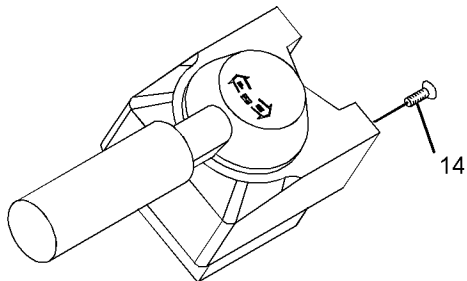
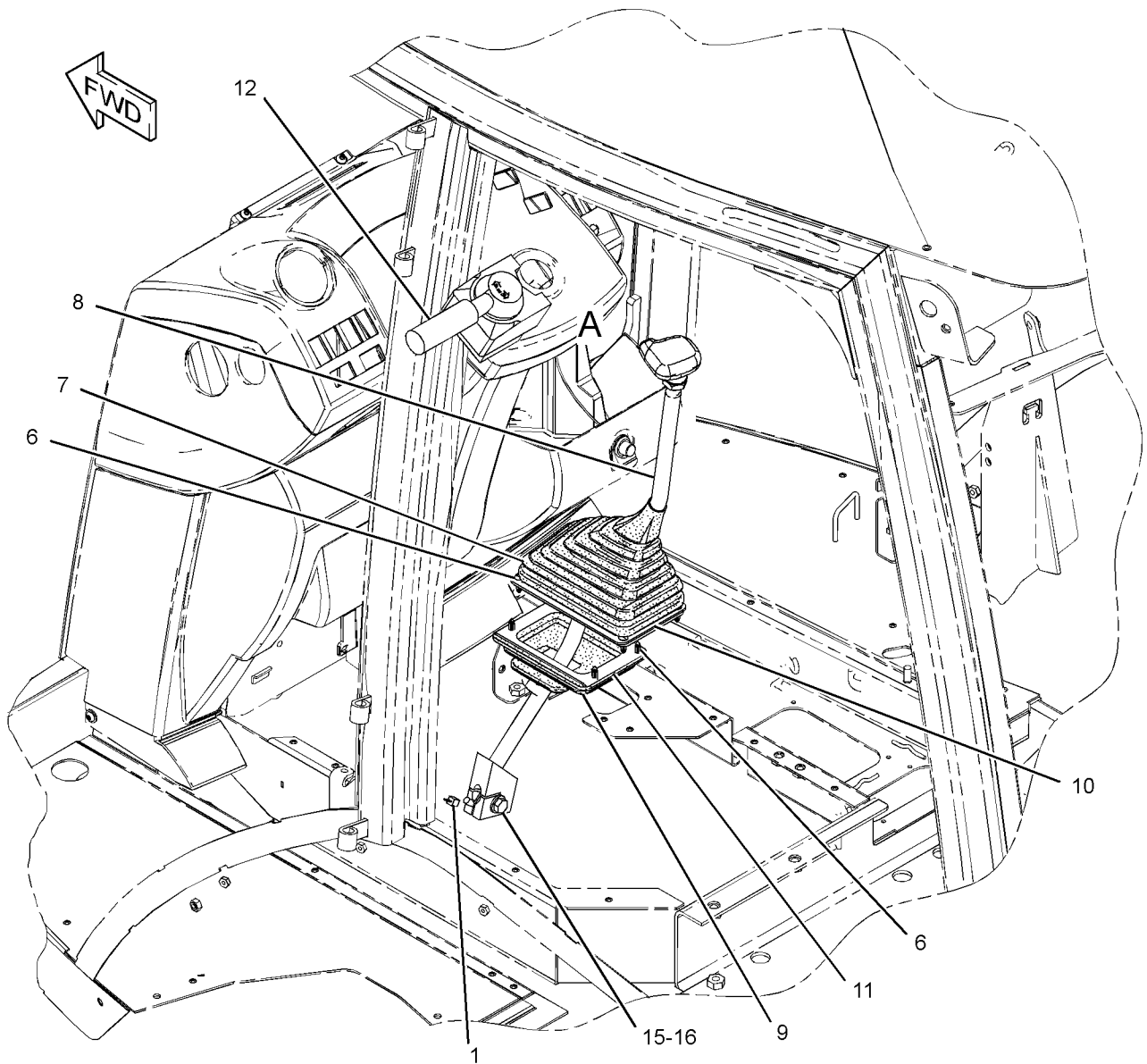
| NOTE | REF NO | GRAPHIC REF | PART NUMBER | QTY | PART NAME | | | | | | SEE PAGE |
|------|--------|-------------|-------------|-----|---|---|---|---|---|-------------------|----------|
| | | | | | 1 | 2 | 3 | 4 | 5 | 6 (PRODUCT LEVEL) | |
| | 1 | 1 | 102-8802 | 1 | KIT-RECEPTACLE (2-PIN) | | | | | | |
| | | | | | (INCLUDES RECEPTACLE AS & WEDGE) | | | | | | |
| | 2 | 1 | 9R-1766 | 1 | KNOB (LOWER) | | | | | | |
| | 3 | 1 | 9R-1767 | 1 | BOOT | | | | | | |
| | 4 | 1 | 107-5591 | 1 | NUT-JAM (3/4-16-THD) | | | | | | |
| | 5 | 1 | 164-1153 | 1 | KNOB (UPPER) | | | | | | |
| | 6 | 1 | 164-1368 | 16 | FASTENER-PANEL | | | | | | |
| | 7 | 1 | 206-1669 | 1 | BOOT | | | | | | |
| | 8 | 1 | 220-3469 | 1 | ROD AS | | | | | | |
| | 9 | 1 | 220-3470 | 2 | BOOT-SEAL | | | | | | |
| | 10 | 1 | 230-2389 | 2 | PLATE | | | | | | |
| | 11 | 1 | 230-2390 | 2 | PLATE | | | | | | |
| | 12 | 1 | 261-2207 | 1 | CONTROL GP-HANDLE | | | | | | |
| | 13 | 1 | 263-7261 | 1 | SWITCH GP-PUSH BUTTON (NEUTRALIZER, DOWNSHIFT) | | | | | | |
| | | 1 | 9W-0625 | 1 | SWITCH AS | | | | | | |
| M | 14 | 1 | 095-0756 | 4 | SCREW-MACHINE (M5X0.8X16-MM) | | | | | | |
| | 15 | 1 | 8T-4223 | 1 | WASHER-HARD (13.5X25.5X3-MM THK) | | | | | | |
| M | 16 | 1 | 8T-4956 | 1 | BOLT (M12X1.75X35-MM) | | | | | | |
| | 17 | 1 | 8T-9501 | 2 | SCREW (10-16X0.75-IN) | | | | | | |

M-METRIC PART

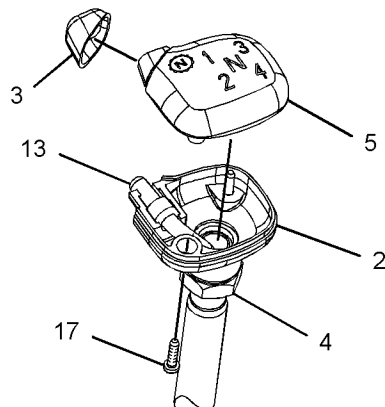
POWER TRAIN

206-1643 CONTROL GP-TRANSMISSION (contd.)

i02396923



VIEW OF AREA A



GRAPHIC #1

<END>

g01212489

POWER TRAIN

209-9882 DIFFERENTIAL & BEVEL GEAR GP (CHG -00 THRU -05)

S/N: HLS1-UP

PART OF 230-5743 AXLE GP-DRIVE & STEERING
AN ATTACHMENT

SMCS-3256, 3258, 3281, 3283, 3284

i02310846

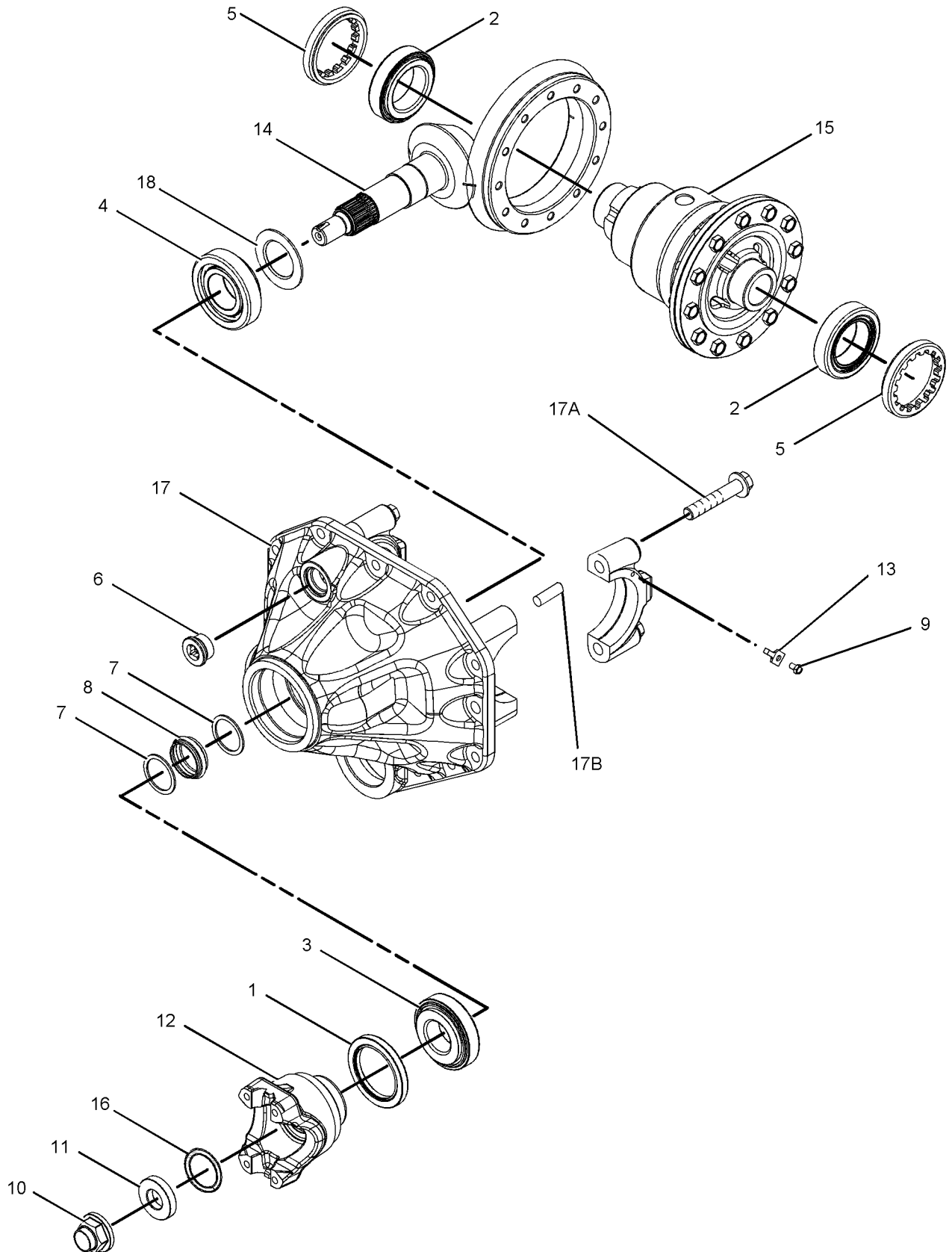
| NOTE | REF NO | GRAPHIC REF | PART NUMBER | QTY | PART NAME | | | | | | SEE PAGE |
|------|--------|-------------|-------------|-----|----------------------------|---|---|---|---|-------------------|----------|
| | | | | | 1 | 2 | 3 | 4 | 5 | 6 (PRODUCT LEVEL) | |
| | 1 | 1 | 216-4457 | 1 | SEAL | | | | | | |
| | 2 | 1 | 216-4458 | 2 | BEARING | | | | | | |
| | 3 | 1 | 136-7808 | 1 | BEARING AS-TAPERED ROLLER | | | | | | |
| | 4 | 1 | 216-4461 | 1 | BEARING | | | | | | |
| | 5 | 1 | 209-7454 | 2 | NUT (M94X2-THD) | | | | | | |
| | 6 | 1 | 152-6144 | 1 | PLUG AS-DRAIN (MAGNETIC) | | | | | | |
| | 7 | 1 | 209-7462 | 2 | WASHER (40X50X0.06-MM THK) | | | | | | |
| | 8 | 1 | 209-7463 | 1 | SLEEVE (COLLAPSIBLE) | | | | | | |
| M | 9 | 1 | 199-0695 | 2 | BOLT (M6X1X14-MM) | | | | | | |
| M | 10 | 1 | 209-7472 | 1 | NUT (M24X1.5-THD) | | | | | | |
| | 11 | 1 | 216-4465 | 1 | WASHER (24.5X52X10-MM THK) | | | | | | |
| | 12 | 1 | 216-4464 | 1 | YOKE | | | | | | |
| | 13 | 1 | 199-0858 | 2 | RETAINER | | | | | | |
| | 14 | 1 | 217-2868 | 1 | GEAR GP-BEVEL & PINION | | | | | | |
| | | 1 | 216-4466 | 1 | GEAR GP-BEVEL & PINION | | | | | | |
| | | 1 | 216-4467 | 1 | SEAL-O-RING | | | | | | |
| | | 1 | 209-7462 | 1 | WASHER (40X50X0.06-MM THK) | | | | | | |
| | | 1 | 209-7463 | 1 | SLEEVE | | | | | | |
| M | | 1 | 209-7472 | 1 | NUT (M24X1.5-THD) | | | | | | |
| | | 1 | 216-4465 | 1 | WASHER (24.5X52X10-MM THK) | | | | | | |
| Y | 15 | 1 | 216-9498 | 1 | DIFFERENTIAL GP | | | | | | 150 |
| | 16 | 1 | 4J-0520 | 1 | SEAL-O-RING | | | | | | |
| | 17 | 1 | 216-5515 | 1 | HOUSING AS-DIFFERENTIAL | | | | | | |
| | 17A | 1 | 208-0322 | 4 | BOLT-FLANGE HEAD | | | | | | |
| | 17B | 1 | 217-2880 | 4 | DOWEL | | | | | | |
| B | 18 | 1 | 209-7473 | 1 | SHIM (2.5-MM THK) | | | | | | |
| B | | | 219-8751 | 1 | SHIM (2.6-MM THK) | | | | | | |
| B | | | 219-8752 | 1 | SHIM (2.7-MM THK) | | | | | | |
| B | | | 219-8753 | 1 | SHIM (2.8-MM THK) | | | | | | |
| B | | | 219-8754 | 1 | SHIM (2.9-MM THK) | | | | | | |
| B | | | 219-8755 | 1 | SHIM (3-MM THK) | | | | | | |
| B | | | 219-8756 | 1 | SHIM (3.1-MM THK) | | | | | | |
| B | | | 219-8757 | 1 | SHIM (3.2-MM THK) | | | | | | |
| B | | | 219-8758 | 1 | SHIM (3.3-MM THK) | | | | | | |
| B | | | 219-8759 | 1 | SHIM (3.4-MM THK) | | | | | | |

B-USE AS REQUIRED
M-METRIC PART
Y-SEPARATE ILLUSTRATION

POWER TRAIN

209-9882 DIFFERENTIAL & BEVEL GEAR GP (contd.)

i02310846



GRAPHIC #1

<END>

g01062316

POWER TRAIN

216-9498 DIFFERENTIAL GP (CHG -00 THRU -03)

S/N: HLS1-UP

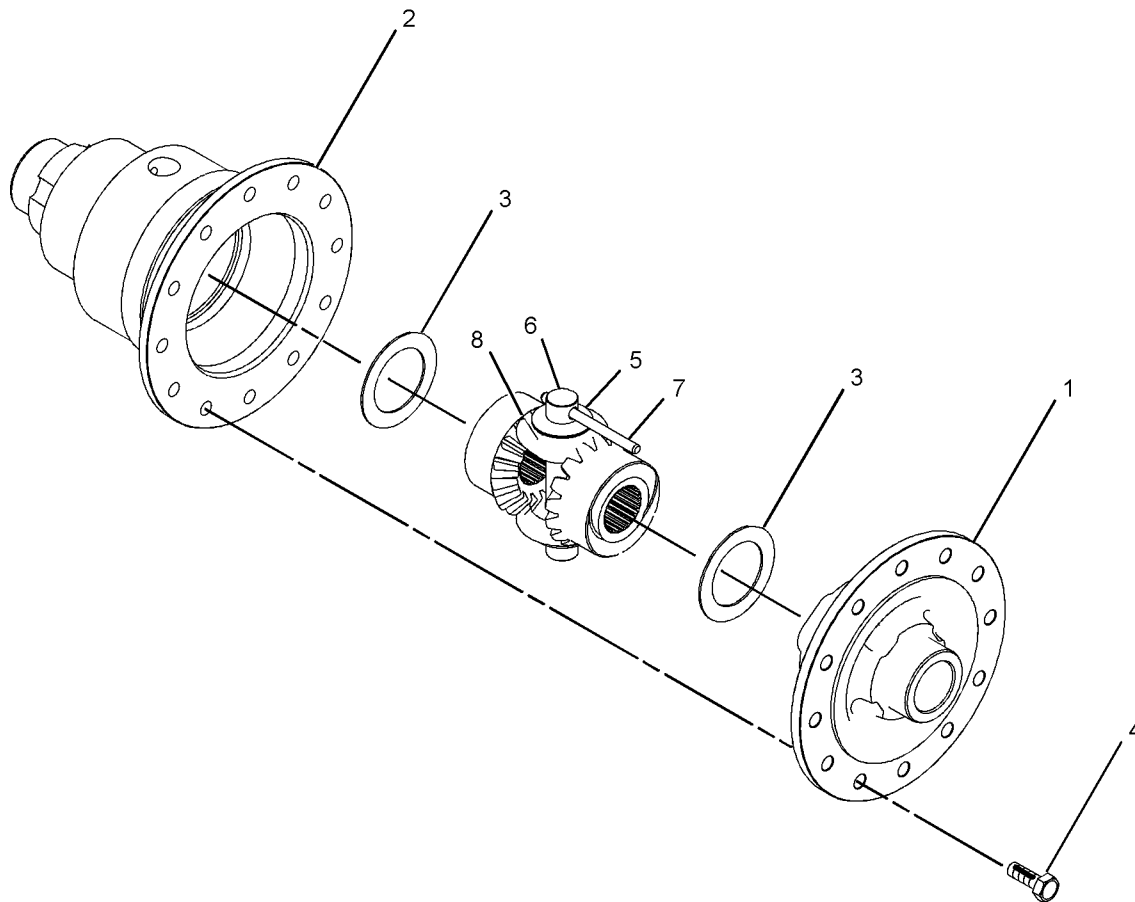
PART OF 209-9882 DIFFERENTIAL & BEVEL GEAR GP
AN ATTACHMENT

SMCS-3258

i02205174

| NOTE | REF NO | GRAPHIC REF | PART NUMBER | QTY | PART NAME | | | | | | SEE PAGE |
|------|--------|-------------|-------------|-----|---|---|---|---|---|-------------------|----------|
| | | | | | 1 | 2 | 3 | 4 | 5 | 6 (PRODUCT LEVEL) | |
| | 1 | 1 | 216-8687 | 1 | COVER (DIFFERENTIAL CASE) | | | | | | |
| | 2 | 1 | 216-8689 | 1 | HOUSING-DIFFERENTIAL | | | | | | |
| | 3 | 1 | 229-5093 | 2 | WASHER-THRUST (49X72X1.5-MM THK) | | | | | | |
| M | 4 | 1 | 144-6734 | 12 | BOLT (M10X1.5X30-MM) | | | | | | |
| | 5 | 1 | 211-0092 | 2 | WASHER-THRUST (22X42X2-MM THK) | | | | | | |
| | 6 | 1 | 209-7455 | 1 | PIN | | | | | | |
| | 7 | 1 | 216-8691 | 1 | RETAINER | | | | | | |
| | 8 | 1 | 216-9497 | 1 | GEAR GP-DIFFERENTIAL & BEVEL | | | | | | |
| | | | | | AVAILABLE REPAIR KIT(S): | | | | | | |
| | | | | | 216-8700 GEAR GP-BEVEL (KIT) | | | | | | |
| | | | | | (INCLUDES PIN,WASHERS,PIN,DISC AND GEARS) | | | | | | |

M-METRIC PART



GRAPHIC #1

<END>

g01043312

POWER TRAIN

231-0692 DIFFERENTIAL GP (CHG -00)

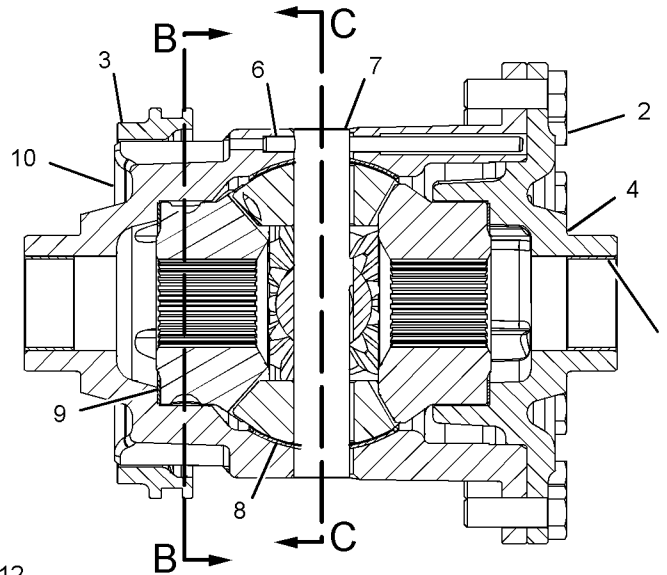
S/N: HLS1-UP

PART OF 238-5289 HOUSING GP-AXLE
AN ATTACHMENT

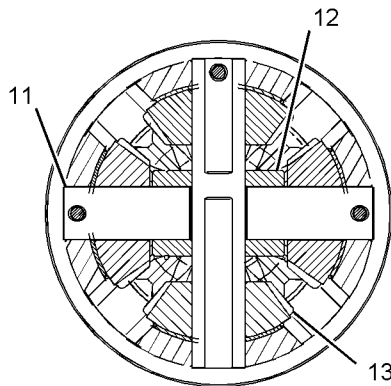
SMCS-3258

i02196803

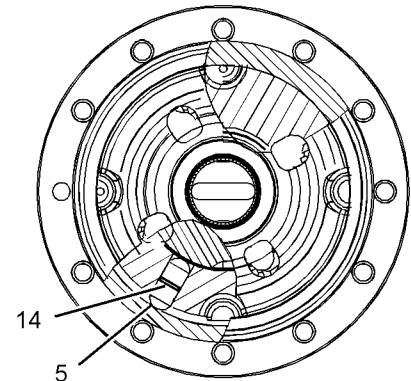
| NOTE | REF NO | GRAPHIC REF | PART NUMBER | QTY | PART NAME | | | | | | SEE PAGE |
|------|--------|-------------|-------------|-----|--------------------|---|---|---|---|-------------------|----------|
| | | | | | 1 | 2 | 3 | 4 | 5 | 6 (PRODUCT LEVEL) | |
| | 1 | 1 | 199-0673 | 2 | BUSHING | | | | | | |
| | 2 | 1 | 199-0694 | 12 | BOLT (M14X2X40-MM) | | | | | | |
| | 3 | 1 | 199-0756 | 1 | COLLAR | | | | | | |
| | 4 | 1 | 199-0784 | 1 | COVER-DIFFERENTIAL | | | | | | |
| | 5 | 1 | 199-0807 | 4 | PIN | | | | | | |
| | 6 | 1 | 199-0808 | 3 | PIN | | | | | | |
| | 7 | 1 | 231-0670 | 1 | SHAFT | | | | | | |
| | 8 | 1 | 231-0671 | 4 | WASHER-THRUST | | | | | | |
| | 9 | 1 | 231-0695 | 2 | WASHER-THRUST | | | | | | |
| | 10 | 1 | 231-0693 | 1 | CASE-DIFFERENTIAL | | | | | | |
| | 11 | 1 | 231-0696 | 2 | SHAFT | | | | | | |
| | 12 | 1 | 231-0697 | 1 | RETAINER | | | | | | |
| | 13 | 1 | 231-0694 | 1 | GEAR AS | | | | | | |
| | 14 | 1 | 199-0659 | 4 | SEAL-PIN | | | | | | |



FRONT VIEW
(SECTIONED)



SECTION C-C



SECTION B-B

GRAPHIC #1

<END>

g01107764

POWER TRAIN

216-4740 DRIVE AR-BACKHOE LOADER- ALL WHEEL DRIVE, 2-WHEEL STEER (CHG -04 THRU -07)

S/N: HLS1-UP

PART OF 216-3315, 216-3316 POWER TRAIN AR
AN ATTACHMENT

SMCS-3278, 4313

i02274699

| NOTE | PART NUMBER | QTY | PART NAME | | | | | | SEE PAGE |
|------|-----------------|-----|--|---|---|---|---|-------------------|----------|
| | | | 1 | 2 | 3 | 4 | 5 | 6 (PRODUCT LEVEL) | |
| Y | 230-5743 | 1 | AXLE GP-DRIVE & STEERING (FRONT) | | | | | | 138 |
| Y | 230-5739 | 1 | AXLE GP-REAR | | | | | | 140 |
| Y | 217-9672 | 1 | GUARD GP-DRIVE SHAFT | | | | | | 241 |
| Y | 211-6571 | 1 | LINES GP-STEERING | | | | | | 224 |
| Y | 221-0811 | 1 | MOUNTING GP-AXLE | | | | | | 166 |
| Y | 216-4475 | 1 | SHAFT GP-DRIVE (REAR) | | | | | | 174 |
| Y | 211-4267 | 1 | SWITCH GP-ALL WHEEL DRIVE (INCLUDES RELAY) | | | | | | 106 |

Y-SEPARATE ILLUSTRATION

<END>

POWER TRAIN

111-7907 DRIVE GP-FLEXIBLE COUPLING (CHG -03 THRU -06)

S/N: HLS1-UP

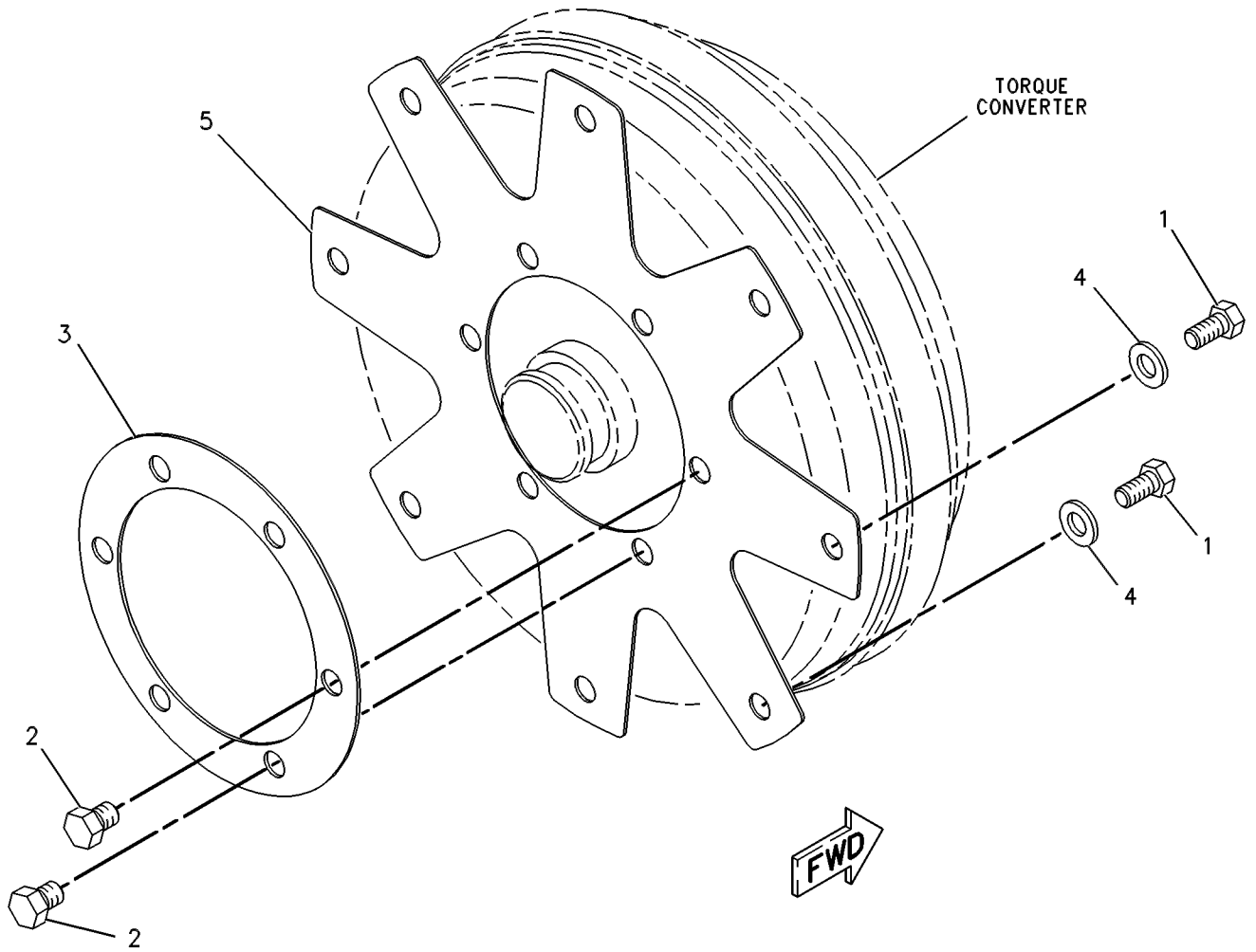
PART OF 214-7524 TRANSMISSION AR-DIRECT DRIVE, 251-6354 TRANSMISSION
AR-POWER SHIFT
AN ATTACHMENT

SMCS-3252

i02238349

| NOTE | REF NO | GRAPHIC REF | PART NUMBER | QTY | PART NAME | | | | | | SEE PAGE |
|------|--------|-------------|-----------------|-----|-------------------------------|---|---|---|---|-------------------|----------|
| | | | | | 1 | 2 | 3 | 4 | 5 | 6 (PRODUCT LEVEL) | |
| M | 1 | 1 | 8T-4200 | 8 | BOLT (M8X1.25X16-MM) | | | | | | |
| M | 2 | 1 | 6V-8455 | 6 | BOLT (M10X1.5X16-MM) | | | | | | |
| | 3 | 1 | 117-9713 | 1 | PLATE-CONVERTER REINFORCEMENT | | | | | | |
| | 4 | 1 | 8T-4224 | 8 | WASHER-HARD (8.8X16X2-MM THK) | | | | | | |
| | 5 | 1 | 111-7906 | 1 | PLATE-CONVERTER DRIVE | | | | | | |

M-METRIC PART



GRAPHIC #1

<END>

g00131506

POWER TRAIN

211-0073 FILLER GP-POWER TRAIN OIL (CHG -01 THRU -03)

S/N: HLS1-UP

PART OF 216-3316 POWER TRAIN AR
AN ATTACHMENT

SMCS-3005, 3081

i02354661

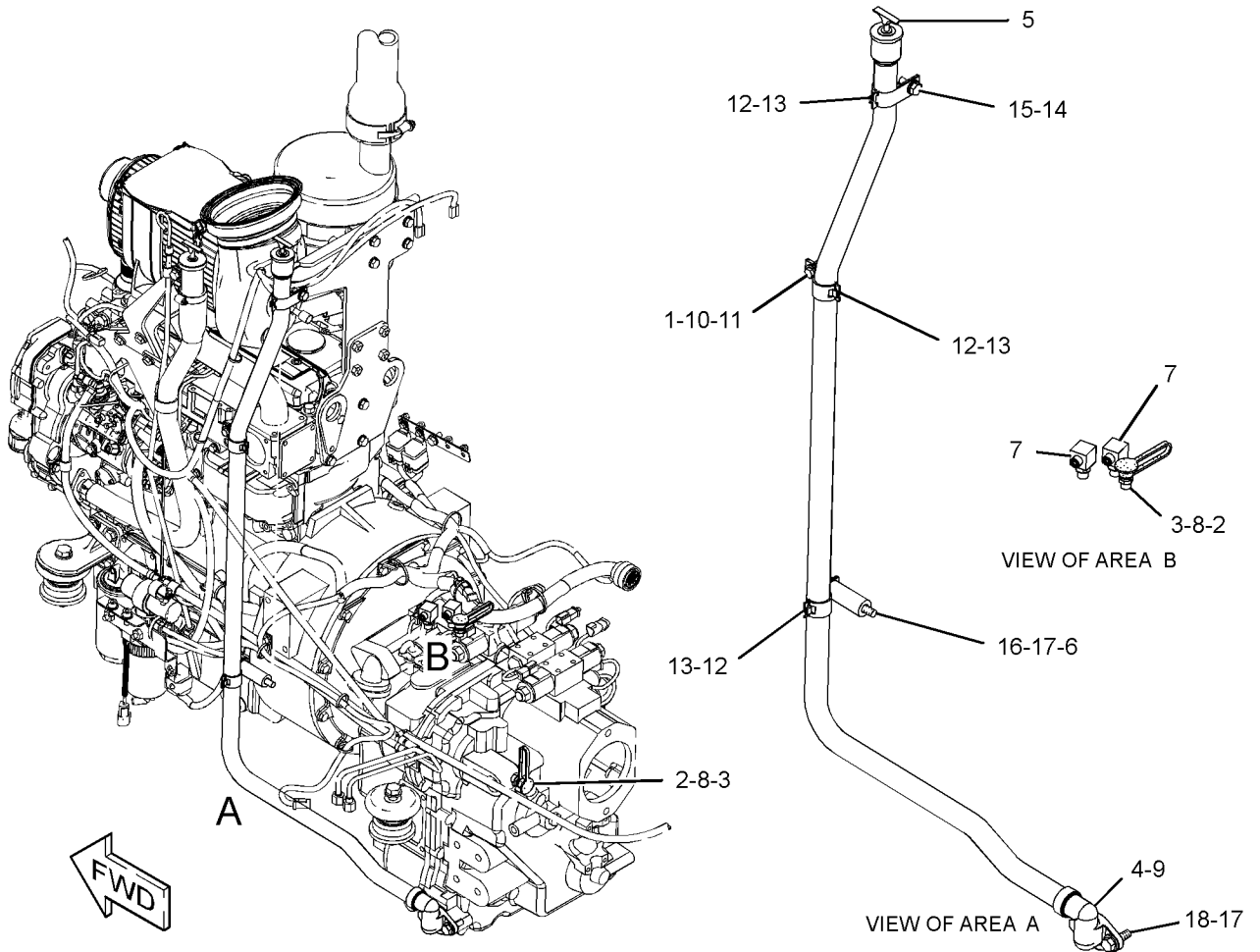
| NOTE | REF NO | GRAPHIC REF | PART NUMBER | QTY | PART NAME | | | | | | SEE PAGE |
|------|--------|-------------|-------------|-----|----------------------------------|---|---|---|---|-------------------|----------|
| | | | | | 1 | 2 | 3 | 4 | 5 | 6 (PRODUCT LEVEL) | |
| | 1 | 1 | 2B-0941 | 1 | SPACER (10.5X19X19-MM THK) | | | | | | |
| | 2 | 1 | 6V-0852 | 2 | CAP-DUST | | | | | | |
| | 3 | 1 | 6V-3965 | 2 | FITTING AS (QUICK DISCONNECT) | | | | | | |
| | 4 | 1 | 214-3745 | 1 | TUBE AS | | | | | | |
| | 5 | 1 | 218-9984 | 1 | GAUGE AS-OIL LEVEL (DIPSTICK) | | | | | | |
| | 6 | 1 | 236-1583 | 1 | BOSS | | | | | | |
| | 7 | 1 | 148-8368 | 2 | ELBOW AS | | | | | | |
| | | | | | (EACH INCLUDES) | | | | | | |
| | | 1 | 3J-1907 | 1 | SEAL-O-RING | | | | | | |
| | | 1 | 4J-5477 | 1 | SEAL-O-RING | | | | | | |
| | | 1 | 6V-8627 | 1 | ELBOW | | | | | | |
| | 8 | 1 | 3J-1907 | 2 | SEAL-O-RING | | | | | | |
| | 9 | 1 | 4J-0522 | 1 | SEAL-O-RING | | | | | | |
| | 10 | 1 | 5P-4116 | 1 | WASHER-HARD (8.8X20.5X2-MM THK) | | | | | | |
| M | 11 | 1 | 7X-0818 | 1 | BOLT (M8X1.25X45-MM) | | | | | | |
| | 12 | 1 | 8S-0023 | 1 | CLIP (SLOT) | | | | | | |
| | 13 | 1 | 8S-0024 | 1 | CLIP (TAB) | | | | | | |
| | 14 | 1 | 8T-4121 | 1 | WASHER-HARD (11X21X2.5-MM THK) | | | | | | |
| M | 15 | 1 | 8T-4136 | 1 | BOLT (M10X1.5X25-MM) | | | | | | |
| M | 16 | 1 | 8T-4176 | 1 | BOLT (M12X1.75X90-MM) | | | | | | |
| | 17 | 1 | 8T-4223 | 3 | WASHER-HARD (13.5X25.5X3-MM THK) | | | | | | |
| M | 18 | 1 | 8T-4956 | 2 | BOLT (M12X1.75X35-MM) | | | | | | |

M-METRIC PART

POWER TRAIN

211-0073 FILLER GP-POWER TRAIN OIL (contd.)

i02354661



GRAPHIC #1

<END>

g01233552

POWER TRAIN

214-3740 FILLER GP-POWER TRAIN OIL-
ALL WHEEL DRIVE, STANDARD SHIFT (CHG -02 THRU -06)
S/N: HLS1-UP
PART OF 216-3315 POWER TRAIN AR
AN ATTACHMENT

SMCS-3005, 3081

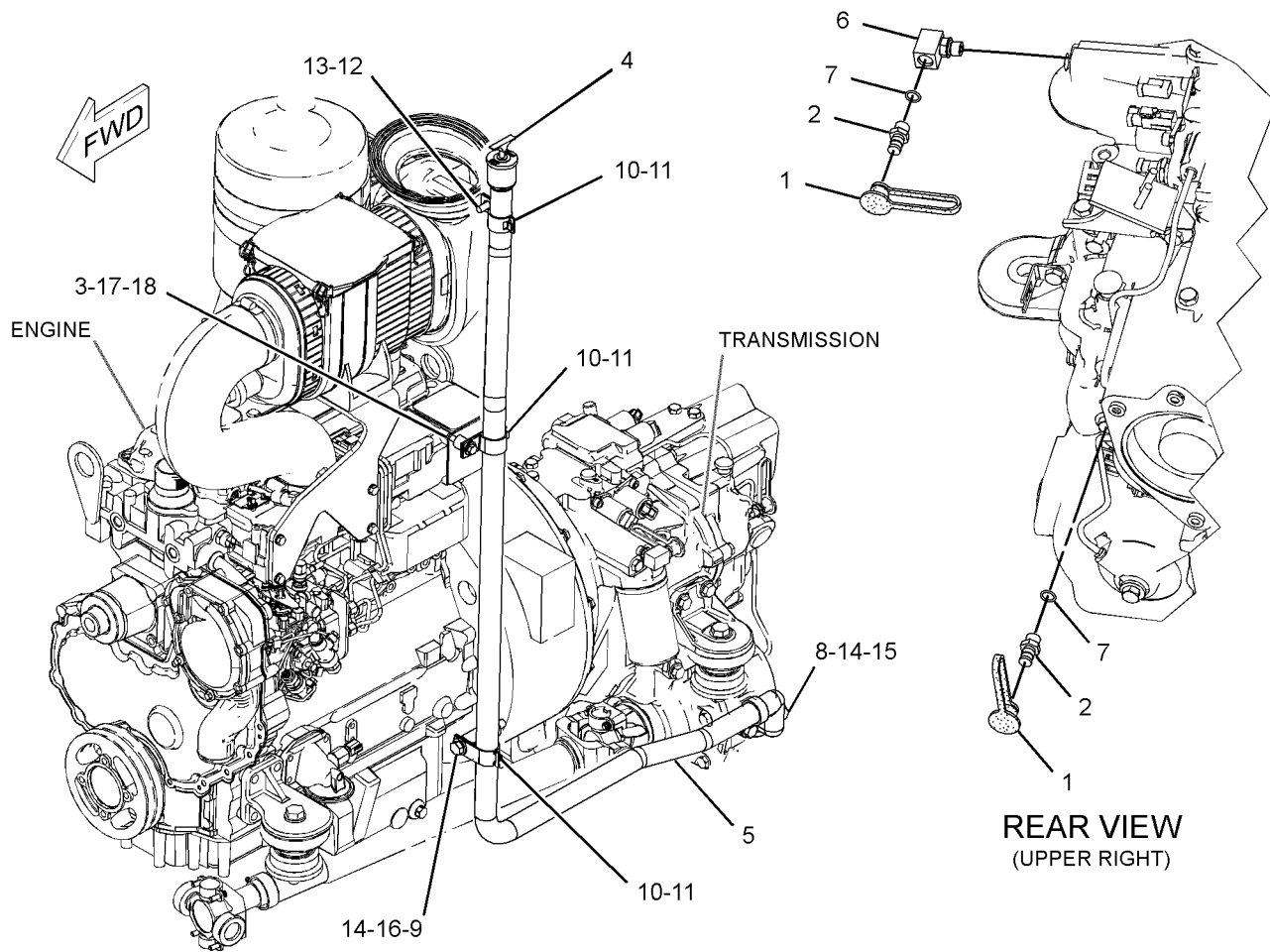
i02355840

| NOTE | REF NO | GRAPHIC REF | PART NUMBER | QTY | PART NAME | | | | | | SEE PAGE |
|---------------|--------|-------------|-------------|-----|----------------------------------|---|---|---|---|-------------------|----------|
| | | | | | 1 | 2 | 3 | 4 | 5 | 6 (PRODUCT LEVEL) | |
| | 1 | 1 | 6V-0852 | 2 | CAP-DUST | | | | | | |
| | 2 | 1 | 6V-3965 | 2 | FITTING AS (QUICK DISCONNECT) | | | | | | |
| | 3 | 1 | 2B-0941 | 1 | SPACER (10.5X19X19-MM THK) | | | | | | |
| | 4 | 1 | 271-7167 | 1 | GAUGE-OIL LEVEL (DIPSTICK) | | | | | | |
| | 5 | 1 | 230-2610 | 1 | TUBE AS | | | | | | |
| | 6 | 1 | 165-4931 | 1 | ELBOW AS | | | | | | |
| | | 1 | 3J-1907 | 1 | SEAL-O-RING | | | | | | |
| | | 1 | 6V-8077 | 1 | ELBOW | | | | | | |
| | 7 | 1 | 3J-1907 | 2 | SEAL-O-RING | | | | | | |
| | 8 | 1 | 4J-0522 | 1 | SEAL-O-RING | | | | | | |
| | 9 | 1 | 236-1583 | 1 | BOSS | | | | | | |
| | 10 | 1 | 8S-0023 | 3 | CLIP (SLOT) | | | | | | |
| | 11 | 1 | 8S-0024 | 3 | CLIP (TAB) | | | | | | |
| | 12 | 1 | 8T-4121 | 1 | WASHER-HARD (11X21X2.5-MM THK) | | | | | | |
| M | 13 | 1 | 8T-4136 | 1 | BOLT (M10X1.5X25-MM) | | | | | | |
| | 14 | 1 | 8T-4223 | 3 | WASHER-HARD (13.5X25.5X3-MM THK) | | | | | | |
| M | 15 | 1 | 8T-4956 | 2 | BOLT (M12X1.75X35-MM) | | | | | | |
| M | 16 | 1 | 8T-4176 | 1 | BOLT (M12X1.75X90-MM) | | | | | | |
| | 17 | 1 | 5P-4116 | 1 | WASHER-HARD (8.8X20.5X2-MM THK) | | | | | | |
| M | 18 | 1 | 7X-0818 | 1 | BOLT (M8X1.25X45-MM) | | | | | | |
| M-METRIC PART | | | | | | | | | | | |

POWER TRAIN

214-3740 FILLER GP-POWER TRAIN OIL (contd.)

i02355840



GRAPHIC #1

<END>

g01198800

POWER TRAIN

216-1609 FLANGE GP-WHEEL (CHG -04 THRU -06)

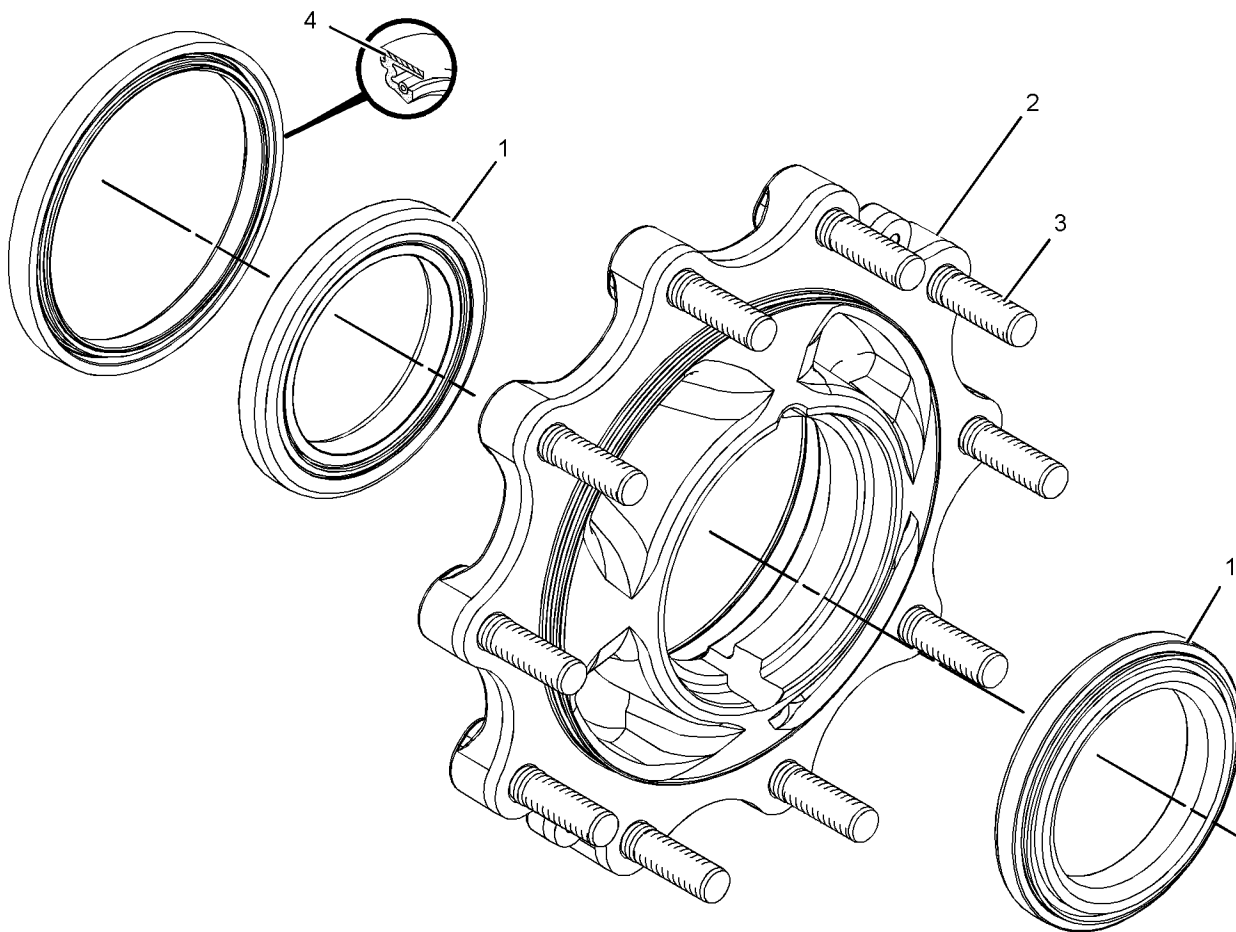
S/N: HLS1-UP

PART OF 230-5739 AXLE GP-REAR
AN ATTACHMENT

SMCS-4057

i02361136

| NOTE | REF NO | GRAPHIC REF | PART NUMBER | QTY | PART NAME | | | | | | SEE PAGE |
|------|--------|-------------|-------------|-----|---------------|---|---|---|---|-------------------|----------|
| | | | | | 1 | 2 | 3 | 4 | 5 | 6 (PRODUCT LEVEL) | |
| | 1 | 1 | 210-5932 | 2 | BEARING-WHEEL | | | | | | |
| | 2 | 1 | 216-1602 | 1 | FLANGE | | | | | | |
| | 3 | 1 | 226-4346 | 10 | STUD | | | | | | |
| | 4 | 1 | 229-5092 | 1 | SEAL | | | | | | |



GRAPHIC #1

<END>

g01180592

POWER TRAIN

209-9884 HOUSING & FLANGE GP-AXLE-RH

(CHG -03, -04, 231-0703-03)

S/N: HLS1-UP

PART OF 230-5743 AXLE GP-DRIVE & STEERING
AN ATTACHMENT

SMCS-4057, 4234

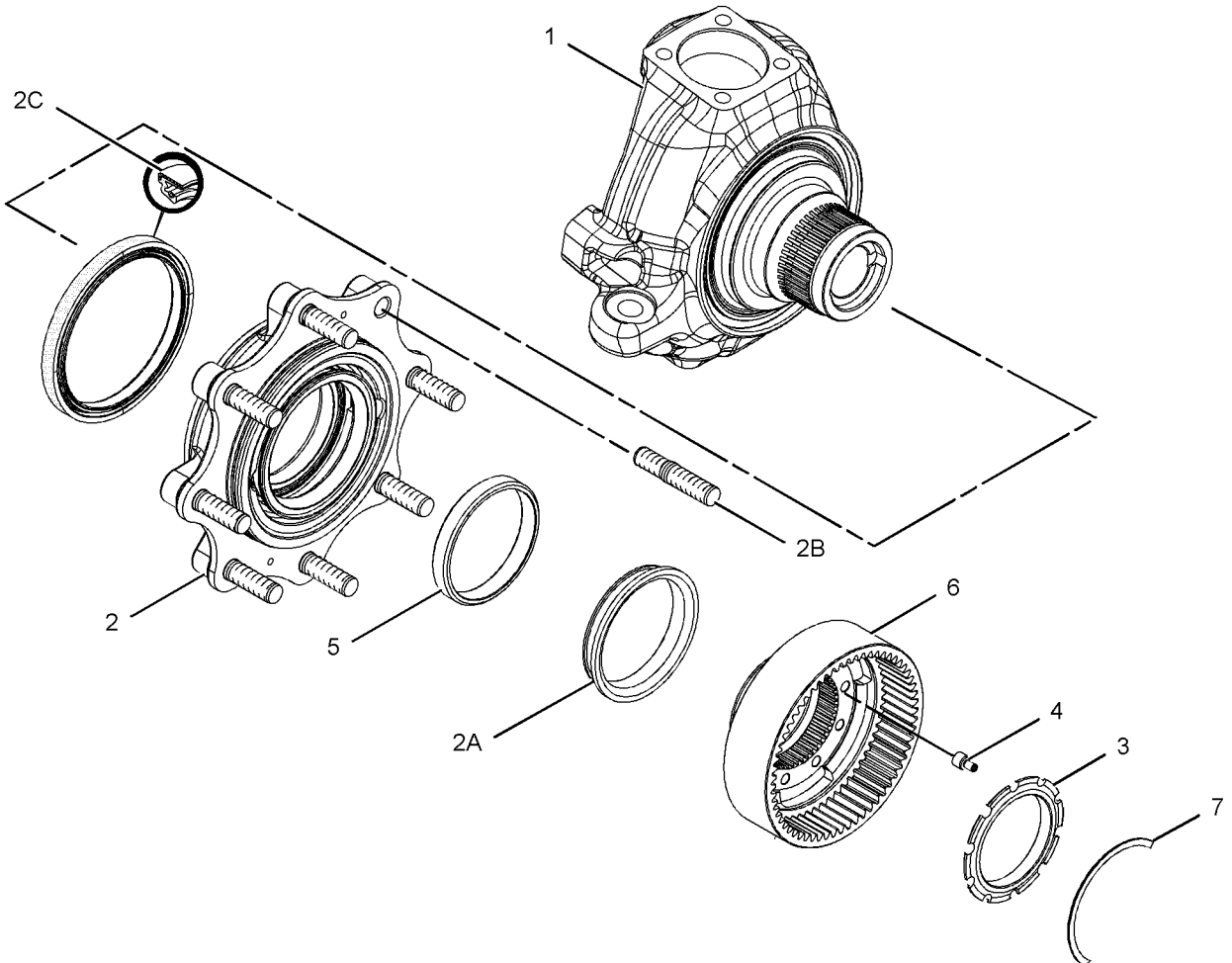
i02364477

| NOTE | REF NO | GRAPHIC REF | PART NUMBER | QTY | PART NAME | SEE PAGE |
|------|--------|-------------|-------------|-----|-------------------------------|----------|
| | | | | | | |
| Y | 1 | 1 | 217-2877 | 1 | HOUSING GP-AXLE (RH) | 161 |
| J | 2 | 1 | 231-0703 | 1 | FLANGE AS | |
| | 2A | 1 | 210-5932 | 2 | BEARING-WHEEL | |
| | 2B | 1 | 226-4346 | 8 | STUD | |
| | 2C | 1 | 229-5092 | 1 | SEAL | |
| | 3 | 1 | 226-4366 | 1 | NUT-SPANNER | |
| | 4 | 1 | 226-4370 | 3 | BOLT-SELF-LOCKING | |
| | 5 | 1 | 229-5085 | 1 | SPACER (110X123X18.36-MM THK) | |
| | 6 | 1 | 217-2879 | 1 | GEAR GP-RING | |
| | | 1 | 209-7459 | 1 | RETAINER | |
| | | 1 | 209-7461 | 1 | GEAR-RING | |
| | 7 | 1 | 226-4365 | 1 | WASHER-TAB | |

AVAILABLE REPAIR KIT(S):

J **238-5256** 1 KIT-FLANGE

J-KIT MARKED J AVAILABLE FOR PART MARKED J
Y-SEPARATE ILLUSTRATION



GRAPHIC #1

<END>

g01181019

POWER TRAIN

209-9885 HOUSING & FLANGE GP-AXLE-LH (CHG -03, 231-0703-03)

S/N: HLS1-UP

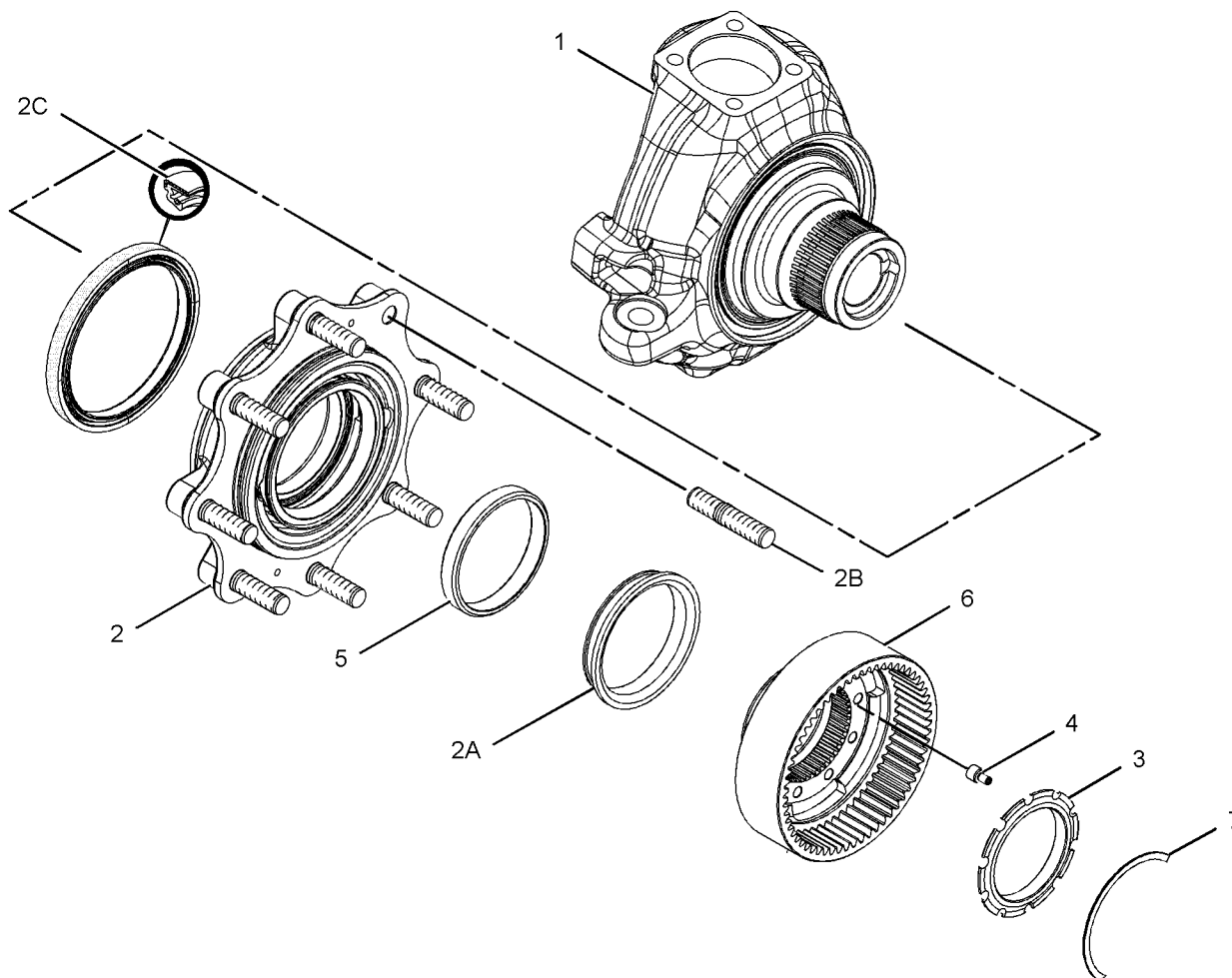
PART OF 230-5743 AXLE GP-DRIVE & STEERING
AN ATTACHMENT

SMCS-4057, 4234

i02364480

| NOTE | REF NO | GRAPHIC REF | PART NUMBER | QTY | PART NAME | | | | | | SEE PAGE |
|--------------------------|--------|-------------|-------------|-----|-------------------------------|---|---|---|---|-------------------|----------|
| | | | | | 1 | 2 | 3 | 4 | 5 | 6 (PRODUCT LEVEL) | |
| Y | 1 | 1 | 217-2878 | 1 | HOUSING GP-AXLE (LH) | | | | | | 162 |
| J | 2 | 1 | 231-0703 | 1 | FLANGE AS | | | | | | |
| | 2A | 1 | 210-5932 | 2 | BEARING-WHEEL | | | | | | |
| | 2B | 1 | 226-4346 | 8 | STUD | | | | | | |
| | 2C | 1 | 229-5092 | 1 | SEAL | | | | | | |
| | 3 | 1 | 226-4366 | 1 | NUT-SPANNER | | | | | | |
| | 4 | 1 | 226-4370 | 3 | BOLT-SELF-LOCKING | | | | | | |
| | 5 | 1 | 229-5085 | 1 | SPACER (110X123X18.36-MM THK) | | | | | | |
| | 6 | 1 | 217-2879 | 1 | GEAR GP-RING | | | | | | |
| | | 1 | 209-7459 | 1 | RETAINER | | | | | | |
| | | 1 | 209-7461 | 1 | GEAR-RING | | | | | | |
| | 7 | 1 | 226-4365 | 1 | WASHER-TAB | | | | | | |
| AVAILABLE REPAIR KIT(S): | | | | | | | | | | | |
| J | | | 238-5256 | 1 | KIT-FLANGE | | | | | | |

J-KIT MARKED J AVAILABLE FOR PART MARKED J
Y-SEPARATE ILLUSTRATION



GRAPHIC #1

<END>

g01180841

POWER TRAIN

217-2877 HOUSING GP-AXLE-RH (CHG -00, -01)

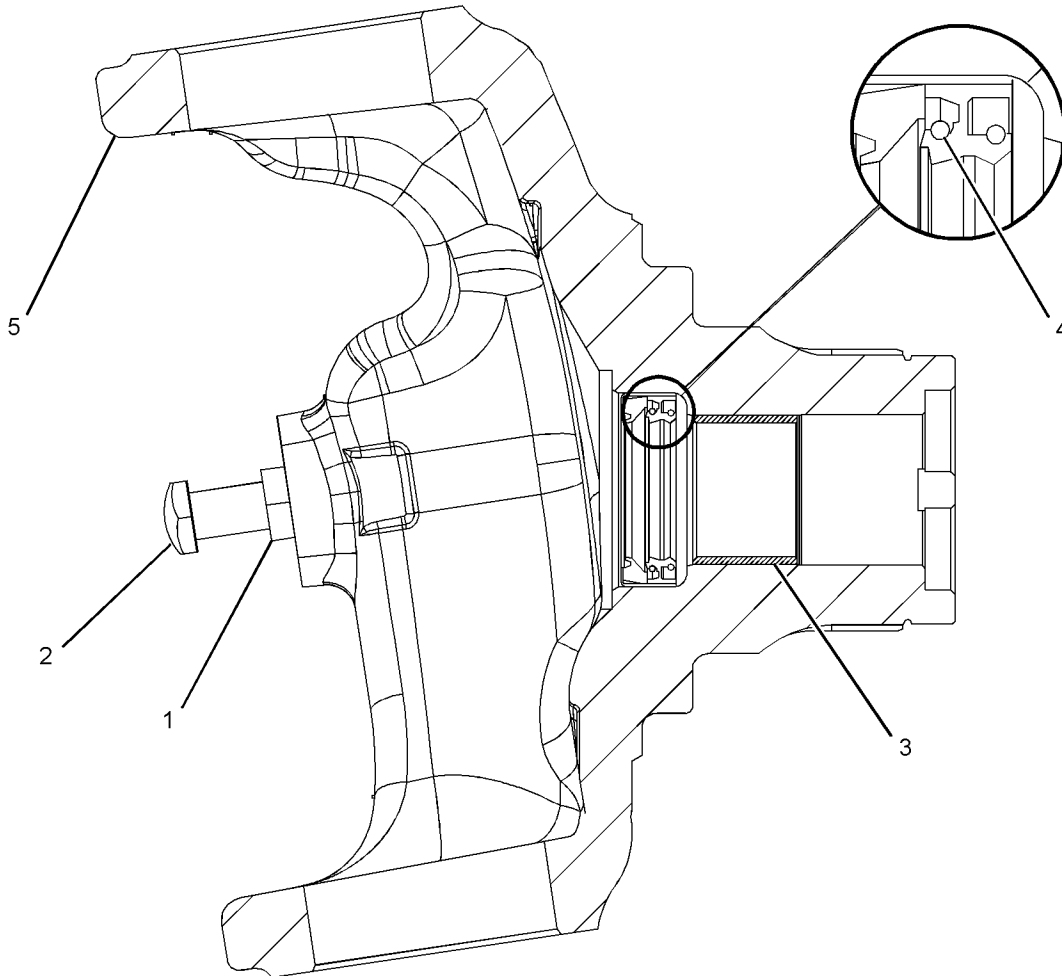
S/N: HLS1-UP

PART OF 209-9884 HOUSING & FLANGE GP-AXLE
AN ATTACHMENT

SMCS-3256, 3258, 3260, 4251

i02365010

| NOTE | REF NO | GRAPHIC REF | PART NUMBER | QTY | PART NAME | | | | | | SEE PAGE |
|------|--------|-------------|-------------|-----|---------------------|---|---|---|---|-------------------|----------|
| | | | | | 1 | 2 | 3 | 4 | 5 | 6 (PRODUCT LEVEL) | |
| | 1 | 1 | 199-0648 | 1 | NUT-JAM (M16X2-THD) | | | | | | |
| | 2 | 1 | 198-7814 | 1 | BOLT (M16X100-MM) | | | | | | |
| | 3 | 1 | 209-7460 | 1 | BUSHING | | | | | | |
| | 4 | 1 | 209-7465 | 1 | SEAL | | | | | | |
| | 5 | 1 | 231-0700 | 1 | HOUSING | | | | | | |



GRAPHIC #1

<END>

g01181175

POWER TRAIN

217-2878 HOUSING GP-AXLE-LH (CHG -00, -01)

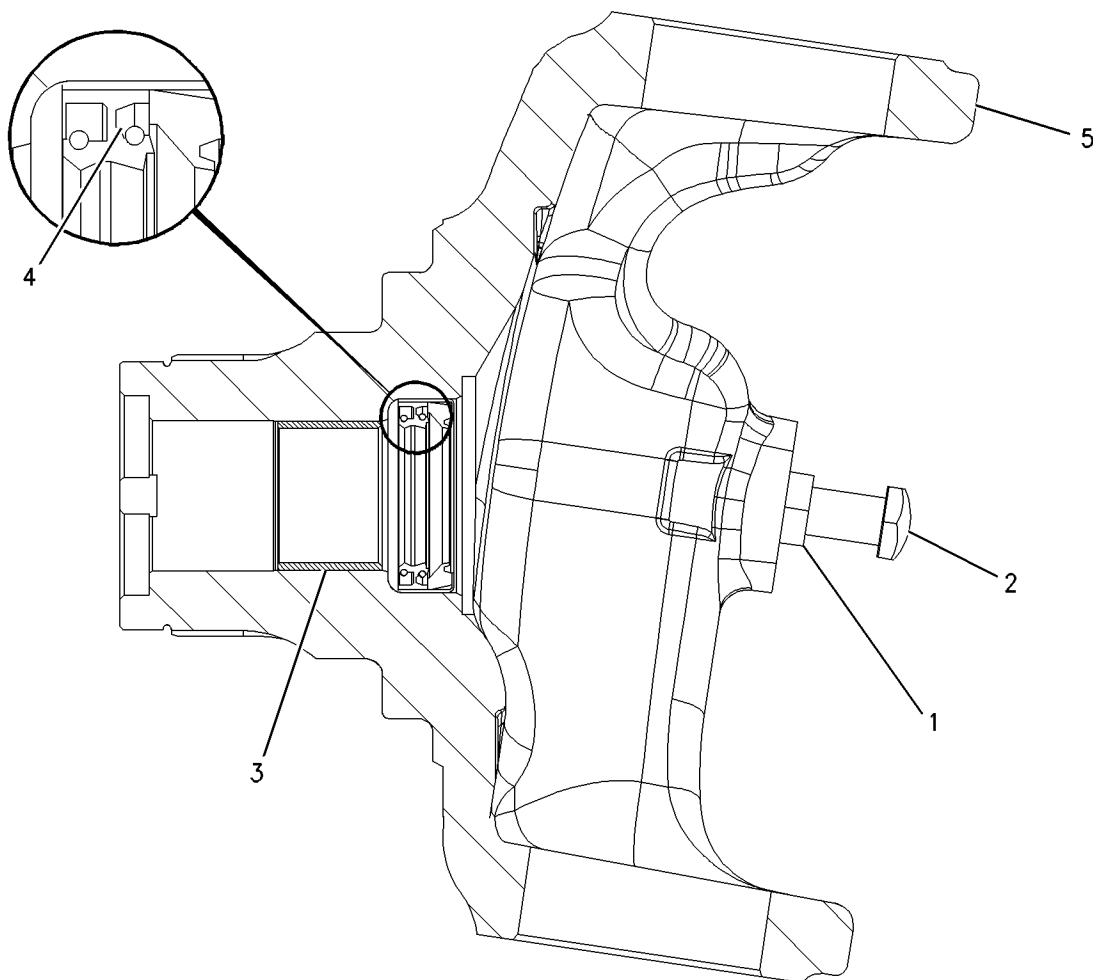
S/N: HLS1-UP

PART OF 209-9885 HOUSING & FLANGE GP-AXLE
AN ATTACHMENT

SMCS-3256, 3258, 3260, 4251

i02365011

| NOTE | REF NO | GRAPHIC REF | PART NUMBER | QTY | PART NAME | | | | | | SEE PAGE |
|------|--------|-------------|-------------|-----|---------------------|---|---|---|---|-------------------|----------|
| | | | | | 1 | 2 | 3 | 4 | 5 | 6 (PRODUCT LEVEL) | |
| | 1 | 1 | 199-0648 | 1 | NUT-JAM (M16X2-THD) | | | | | | |
| | 2 | 1 | 198-7814 | 1 | BOLT (M16X100-MM) | | | | | | |
| | 3 | 1 | 209-7460 | 1 | BUSHING | | | | | | |
| | 4 | 1 | 209-7465 | 1 | SEAL | | | | | | |
| | 5 | 1 | 231-0701 | 1 | HOUSING | | | | | | |



GRAPHIC #1

<END>

g00926639

POWER TRAIN

238-5289 HOUSING GP-AXLE (CHG -00)

S/N: HLS1-UP

PART OF 230-5739 AXLE GP-REAR
AN ATTACHMENT

SMCS-3256, 3258, 3260, 4251

i02196681

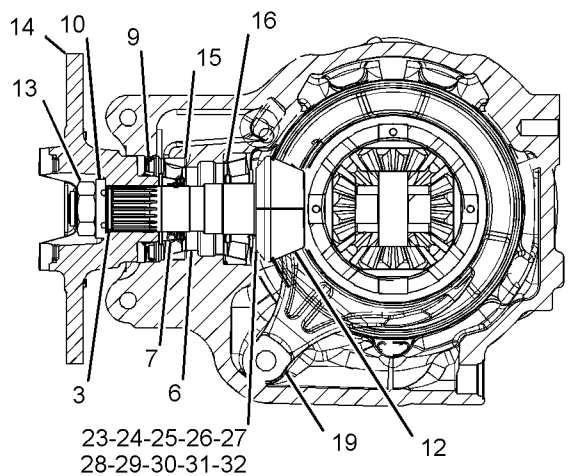
| NOTE | REF NO | GRAPHIC REF | PART NUMBER | QTY | PART NAME | | | | | | SEE PAGE | |
|------|--------|-------------|-------------|----------|---|---|---|---|---|-------------------|----------|--|
| | | | | | 1 | 2 | 3 | 4 | 5 | 6 (PRODUCT LEVEL) | | |
| | 1 | 1 | 199-0646 | 4 | BOLT | | | | | | | |
| | 2 | 1 | 199-0656 | 2 | BEARING | | | | | | | |
| J | 3 | 1 | 199-0663 | 1 | SEAL-O-RING | | | | | | | |
| | 4 | 1 | 198-7811 | 2 | DOWEL | | | | | | | |
| | 5 | 1 | 199-0675 | 2 | NUT (M104X2-THD) | | | | | | | |
| J | 6 | 1 | 199-0678 | 2 | WASHER (45.5X55X2-MM THK) | | | | | | | |
| J | 7 | 1 | 199-0680 | 1 | SPACER (47X50X19.2-MM THK) | | | | | | | |
| M | 8 | 1 | 199-0695 | 2 | BOLT (M6X1X14-MM) | | | | | | | |
| | 9 | 1 | 199-0697 | 1 | SEAL | | | | | | | |
| J | 10 | 1 | 199-0785 | 1 | WASHER (30.5X58X10-MM THK) | | | | | | | |
| | 11 | 1 | 199-0858 | 2 | RETAINER | | | | | | | |
| J | 12 | 1 | 216-1604 | 1 | GEAR GP-BEVEL & PINION | | | | | | | |
| J | 13 | 1 | 212-5702 | 1 | NUT (M30X2-THD) | | | | | | | |
| | 14 | 1 | 216-1600 | 1 | DISC-BRAKE | | | | | | | |
| | 15 | 1 | 095-1041 | 1 | BEARING AS | | | | | | | |
| | 16 | 1 | 093-8828 | 1 | BEARING AS | | | | | | | |
| Y | 17 | 1 | 216-1612 | 1 | CYLINDER GP-BRAKE (RH) | | | | | | 218 | |
| Y | 18 | 1 | 216-1613 | 1 | CYLINDER GP-BRAKE (LH) | | | | | | 219 | |
| | 19 | 1 | 219-8836 | 1 | FORK | | | | | | | |
| Y | 20 | 1 | 231-0692 | 1 | DIFFERENTIAL GP | | | | | | 151 | |
| | 22 | 1 | 069-4707 | 1 | SEALANT (GASKET) | | | | | | | |
| B | 23 | 1 | 199-0684 | 1 | SHIM (2.5-MM THK) | | | | | | | |
| B | 24 | 1 | 199-0685 | 1 | SHIM (2.6-MM THK) | | | | | | | |
| B | 25 | 1 | 199-0686 | 1 | SHIM (2.7-MM THK) | | | | | | | |
| B | 26 | 1 | 199-0687 | 1 | SHIM (2.8-MM THK) | | | | | | | |
| B | 27 | 1 | 199-0688 | 1 | SHIM (2.9-MM THK) | | | | | | | |
| B | 28 | 1 | 199-0689 | 1 | SHIM (3-MM THK) | | | | | | | |
| B | 29 | 1 | 199-0690 | 1 | SHIM (3.1-MM THK) | | | | | | | |
| B | 30 | 1 | 199-0691 | 1 | SHIM (3.2-MM THK) | | | | | | | |
| B | 31 | 1 | 199-0692 | 1 | SHIM (3.3-MM THK) | | | | | | | |
| B | 32 | 1 | 199-0693 | 1 | SHIM (3.4-MM THK) | | | | | | | |
| | | | | | AVAILABLE REPAIR KIT(S): | | | | | | | |
| | | | | 217-2345 | 1 | KIT-DIFFERENTIAL (INCLUDES PIN, SHAFT & WASHERS) | | | | | | |
| J | | | | 217-2346 | KIT-BEVEL GEAR & PINION (INCLUDES BEVEL GEAR, PINION & PARTS MARKED J) | | | | | | | |

B-USE AS REQUIRED
 J-KIT MARKED J AVAILABLE FOR PART(S) MARKED J
 M-METRIC PART
 Y-SEPARATE ILLUSTRATION

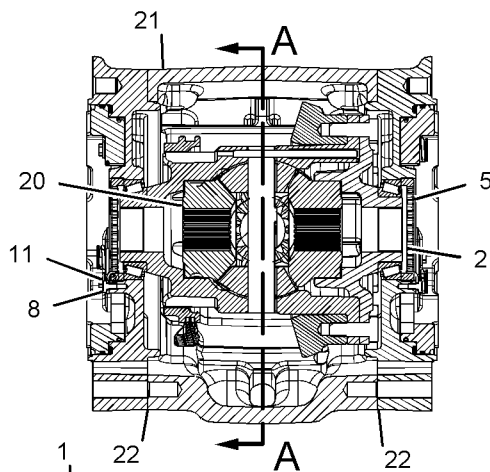
POWER TRAIN

238-5289 HOUSING GP-AXLE (contd.)

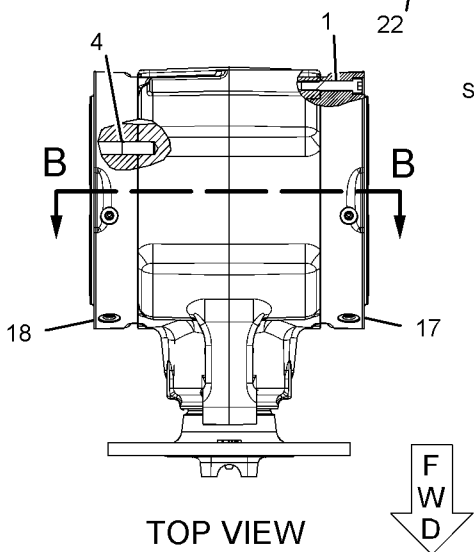
i02196681



SECTION A-A



SECTION B-B



TOP VIEW

GRAPHIC #1

<END>

g01135243

POWER TRAIN

256-0546 LINES GP-POWER TRAIN OIL-DIFFERENTIAL LOCK

(CHG -00, -01)

S/N: HLS1-UP

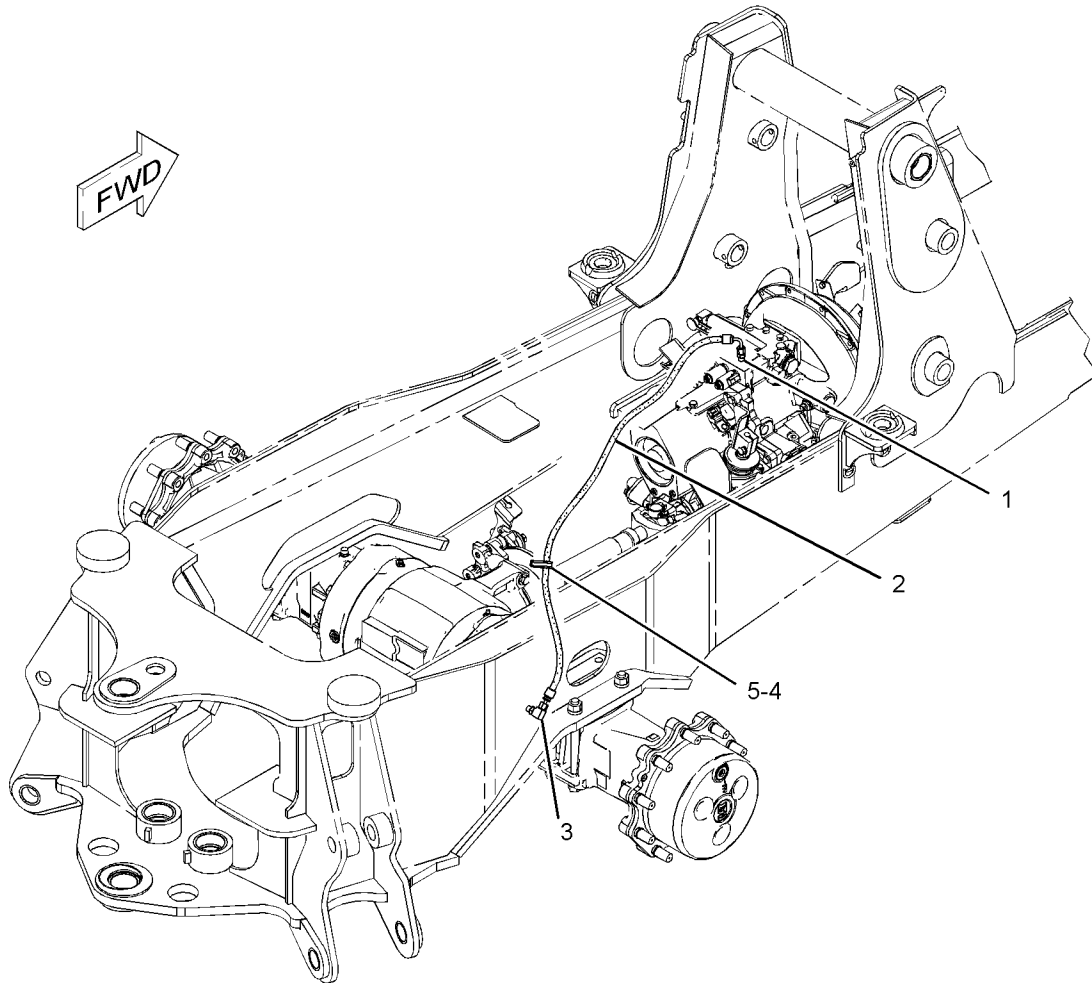
PART OF 216-3315 POWER TRAIN AR
AN ATTACHMENT

SMCS-3016, 3154

i02356720

| NOTE | REF NO | GRAPHIC REF | PART NUMBER | QTY | PART NAME | | | | | | SEE PAGE |
|------|--------|-------------|-------------|-----|--------------|---|---|---|---|-------------------|----------|
| | | | | | 1 | 2 | 3 | 4 | 5 | 6 (PRODUCT LEVEL) | |
| | 1 | 1 | 148-8325 | 1 | CONNECTOR AS | | | | | | |
| | | 1 | 3J-1907 | 1 | SEAL-O-RING | | | | | | |
| | | 1 | 4J-5477 | 1 | SEAL-O-RING | | | | | | |
| | | 1 | 6V-8641 | 1 | CONNECTOR | | | | | | |
| I | 2 | 1 | 256-0550 | 1 | HOSE AS | | | | | | |
| | 3 | 1 | 148-8368 | 1 | ELBOW AS | | | | | | |
| | | 1 | 3J-1907 | 1 | SEAL-O-RING | | | | | | |
| | | 1 | 4J-5477 | 1 | SEAL-O-RING | | | | | | |
| | | 1 | 6V-8627 | 1 | ELBOW | | | | | | |
| | 4 | 1 | 151-4841 | 1 | BLOCK | | | | | | |
| | 5 | 1 | 7K-1181 | 1 | STRAP-CABLE | | | | | | |

I-REFER TO HYDRAULIC INFORMATION SYSTEM



GRAPHIC #1

<END>

g01238239

POWER TRAIN

221-0811 MOUNTING GP-AXLE (CHG -02, -03)

S/N: HLS1-UP

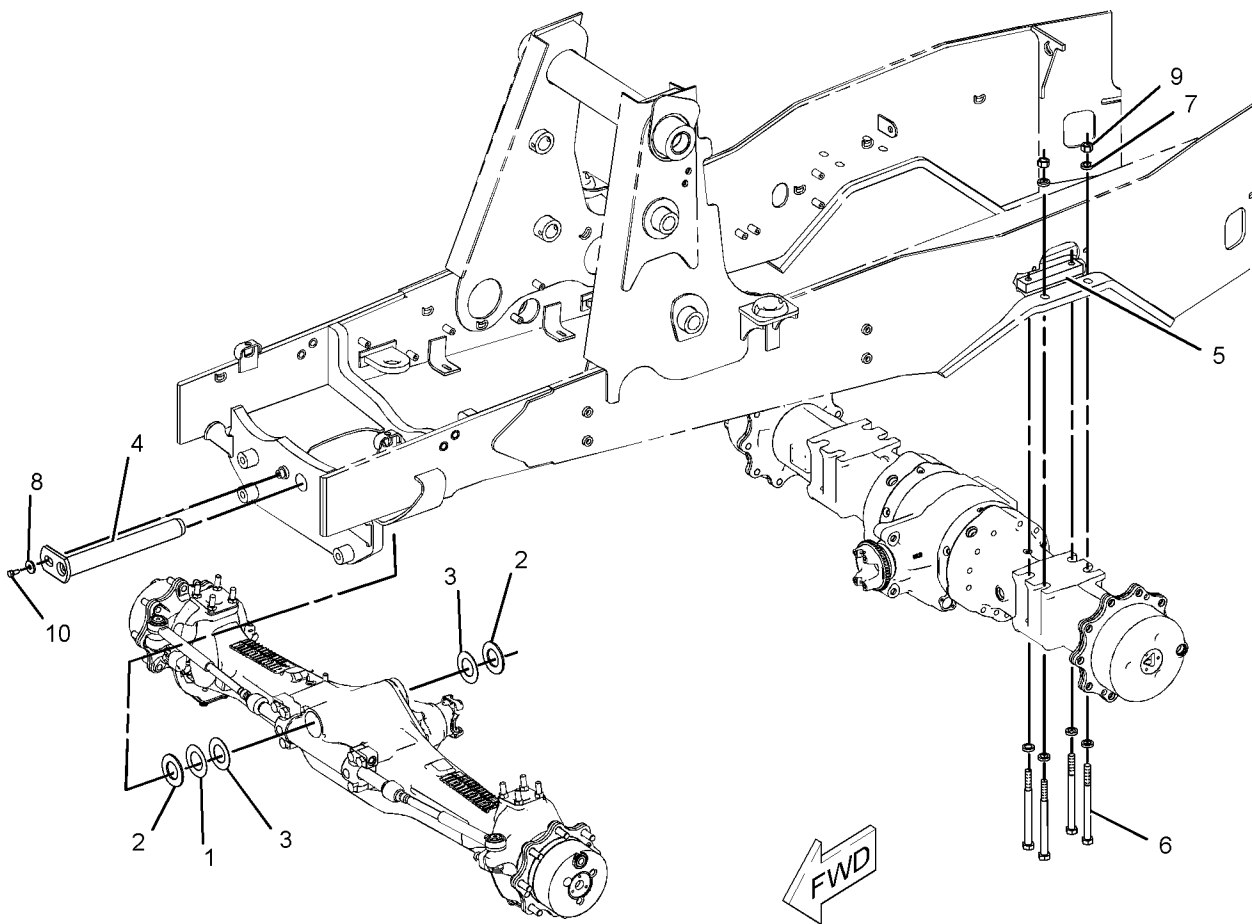
PART OF 216-4740 DRIVE AR-BACKHOE LOADER
AN ATTACHMENT

SMCS-3268

i02355759

| NOTE | REF NO | GRAPHIC REF | PART NUMBER | QTY | PART NAME | | | | | | SEE PAGE |
|------|--------|-------------|-------------|-----|-------------------------------------|---|---|---|---|-------------------|----------|
| | | | | | 1 | 2 | 3 | 4 | 5 | 6 (PRODUCT LEVEL) | |
| B | 1 | 1 | 1K-7082 | 1 | WASHER (2.266X4X0.031-IN THK) | | | | | | |
| B | 2 | 1 | 9R-9702 | 2 | WASHER (56X100X1.6-MM THK) | | | | | | |
| | 3 | 1 | 165-8996 | 2 | WASHER-THRUST (55.5X100.5X5-MM THK) | | | | | | |
| | 4 | 1 | 211-9286 | 1 | PIN AS | | | | | | |
| | 5 | 1 | 212-0770 | 2 | PLATE | | | | | | |
| M | 6 | 1 | 089-7990 | 8 | BOLT (M20X2.5X250-MM) | | | | | | |
| | 7 | 1 | 226-4192 | 12 | WASHER-HARD (21.5X35X8-MM THK) | | | | | | |
| | 8 | 1 | 7X-0618 | 1 | WASHER-HARD (13.5X40X5-MM THK) | | | | | | |
| M | 9 | 1 | 8T-4131 | 4 | NUT (M20X2.5-THD) | | | | | | |
| M | 10 | 1 | 8T-4192 | 1 | BOLT (M12X1.75X25-MM) | | | | | | |

B-USE AS REQUIRED
M-METRIC PART



GRAPHIC #1

<END>

g01200213

POWER TRAIN

254-5703 MOUNTING GP-TRANSMISSION (CHG -00, -01)

S/N: HLS1-UP

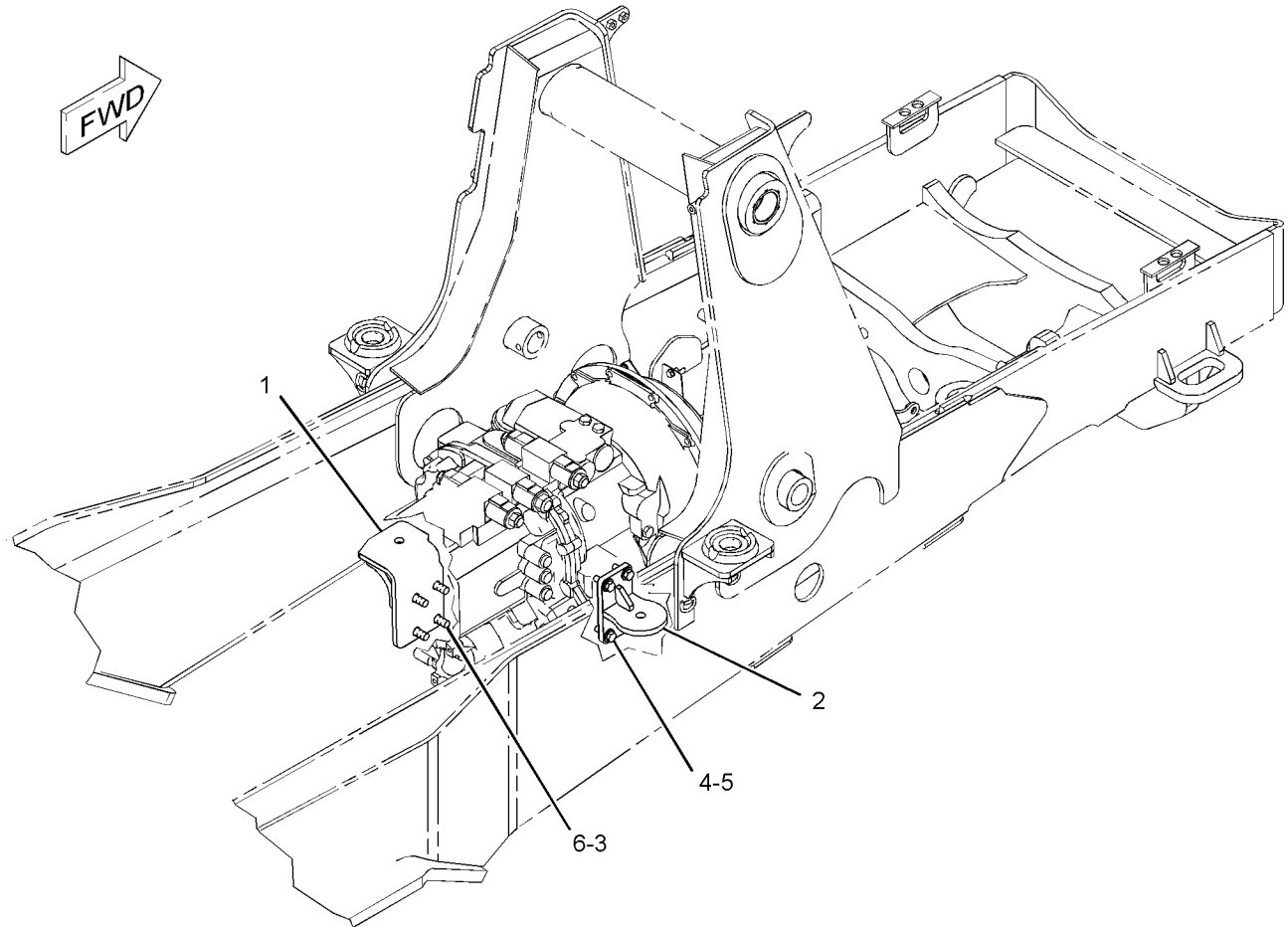
PART OF 202-6009 TRANSMISSION & MOUNTING GP
AN ATTACHMENT

SMCS-3082

i02444698

| NOTE | REF NO | GRAPHIC REF | PART NUMBER | QTY | PART NAME | | | | | | SEE PAGE |
|------|--------|-------------|-------------|-----|----------------------------------|---|---|---|---|-------------------|----------|
| | | | | | 1 | 2 | 3 | 4 | 5 | 6 (PRODUCT LEVEL) | |
| | 1 | 1 | 271-7308 | 1 | SUPPORT AS (LH) | | | | | | |
| | 2 | 1 | 245-4827 | 1 | SUPPORT AS (RH) | | | | | | |
| M | 3 | 1 | 7X-2553 | 4 | BOLT (M16X2X40-MM) | | | | | | |
| | 4 | 1 | 8T-4223 | 4 | WASHER-HARD (13.5X25.5X3-MM THK) | | | | | | |
| M | 5 | 1 | 8T-4956 | 4 | BOLT (M12X1.75X35-MM) | | | | | | |
| | 6 | 1 | 9X-8257 | 4 | WASHER (17.5X30X3.5-MM THK) | | | | | | |

M-METRIC PART



GRAPHIC #1

<END>

g01216019

POWER TRAIN

271-4487 MOUNTING GP-TRANSMISSION (CHG -01)

S/N: HLS1-UP

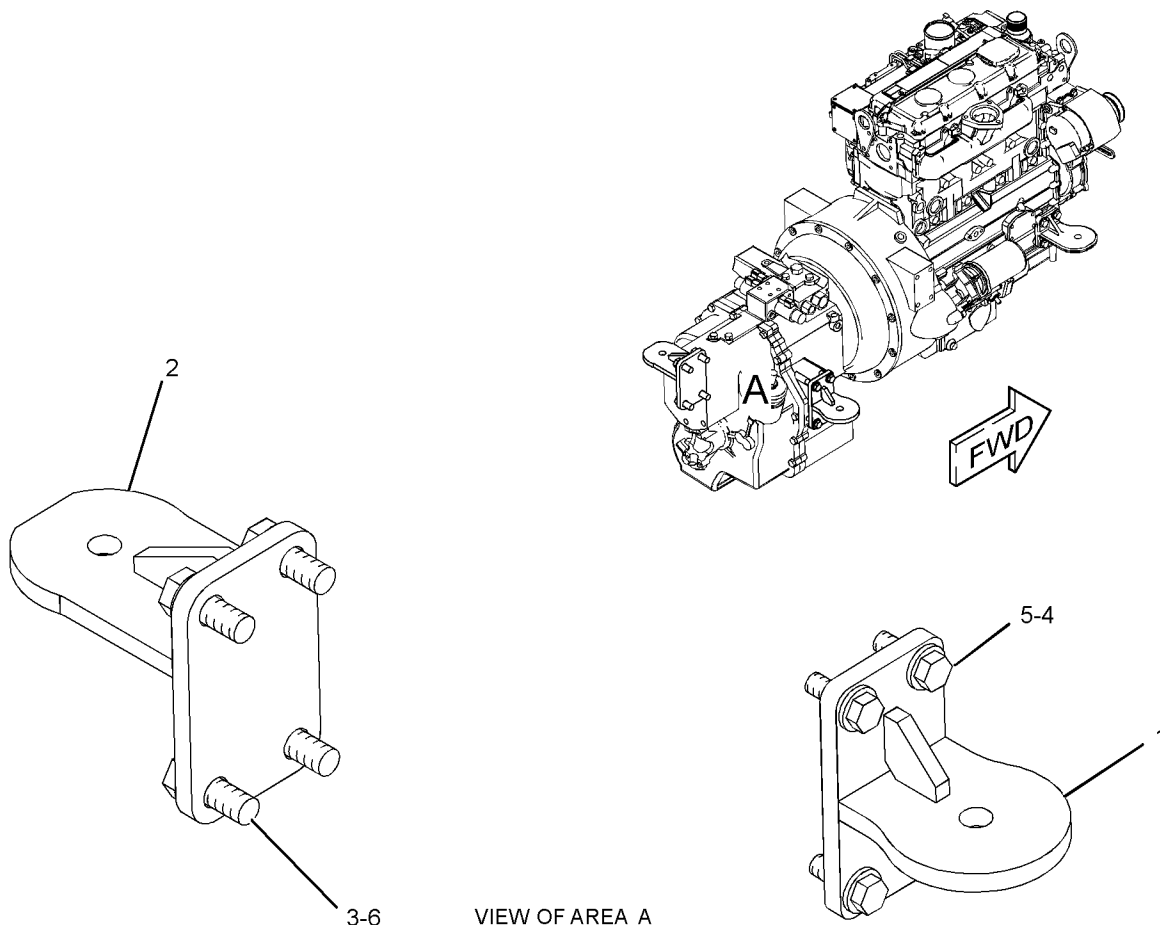
PART OF 271-2406 TRANSMISSION & MOUNTING GP
AN ATTACHMENT

SMCS-3082

i02354354

| NOTE | REF NO | GRAPHIC REF | PART NUMBER | QTY | PART NAME | | | | | | SEE PAGE |
|------|--------|-------------|-------------|-----|----------------------------------|---|---|---|---|-------------------|----------|
| | | | | | 1 | 2 | 3 | 4 | 5 | 6 (PRODUCT LEVEL) | |
| | 1 | 1 | 245-4827 | 1 | SUPPORT AS (RH) | | | | | | |
| | 2 | 1 | 271-7309 | 1 | SUPPORT AS (LH) | | | | | | |
| M | 3 | 1 | 7X-2553 | 4 | BOLT (M16X2X40-MM) | | | | | | |
| | 4 | 1 | 8T-4223 | 4 | WASHER-HARD (13.5X25.5X3-MM THK) | | | | | | |
| M | 5 | 1 | 8T-4956 | 4 | BOLT (M12X1.75X35-MM) | | | | | | |
| | 6 | 1 | 9X-8257 | 4 | WASHER (17.5X30X3.5-MM THK) | | | | | | |

M-METRIC PART



GRAPHIC #1

<END>

g01231911

POWER TRAIN

210-5924 PLANETARY GP-FINAL DRIVE (CHG -00 THRU -06)

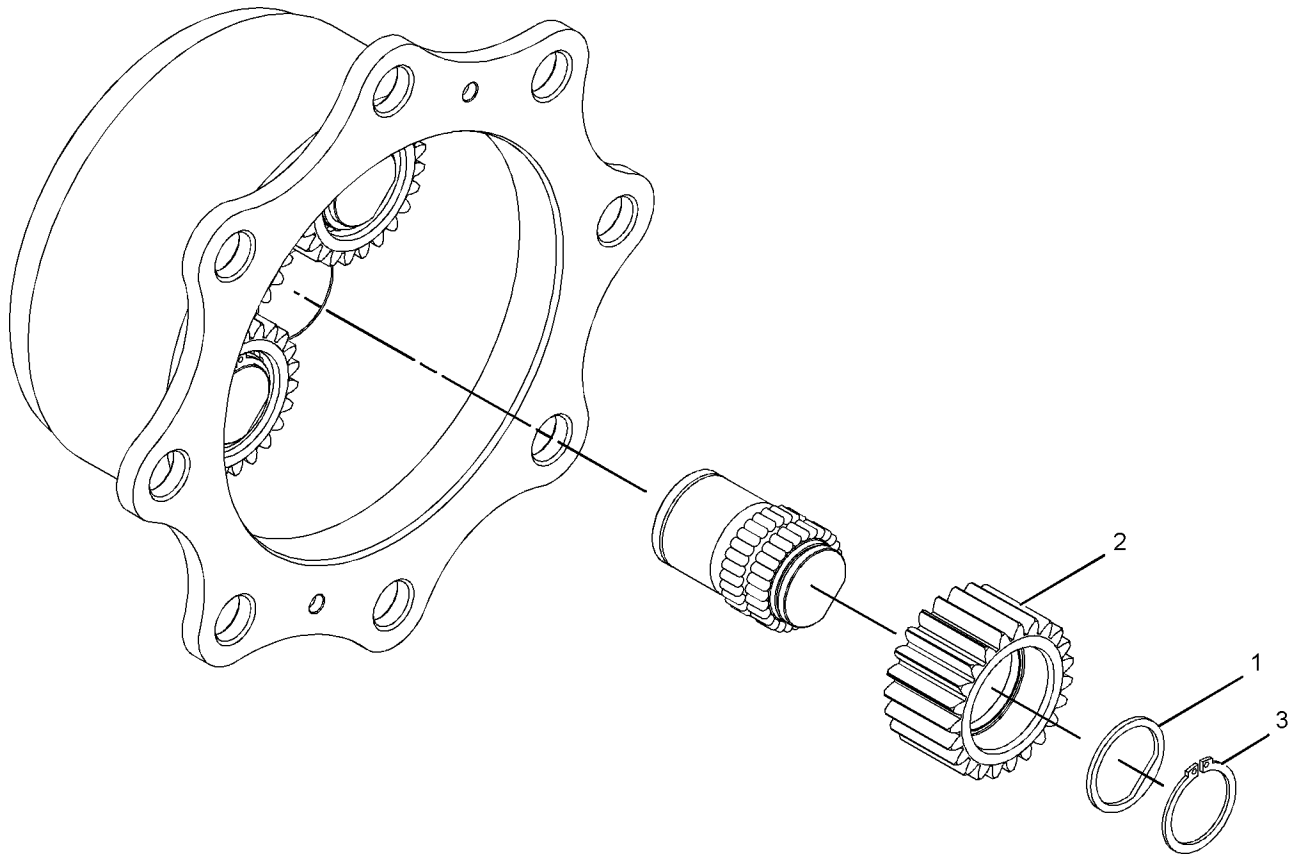
S/N: HLS1-UP

PART OF 230-5743 AXLE GP-DRIVE & STEERING
AN ATTACHMENT

SMCS-4050

i02249722

| NOTE | REF NO | GRAPHIC REF | PART NUMBER | QTY | PART NAME | | | | | | SEE PAGE | | |
|------|--------|-------------|-----------------|-----|--------------------------|----|--|---|---|-------------------|----------|--|--|
| | | | | | 1 | 2 | 3 | 4 | 5 | 6 (PRODUCT LEVEL) | | | |
| | 1 | 1 | 210-5931 | 4 | RETAINER | | | | | | | | |
| | 2 | 1 | 209-4157 | 4 | GEAR (23-TEETH) | | | | | | | | |
| | 3 | 1 | 095-0924 | 4 | RING-RETAINING | | | | | | | | |
| | | | | | AVAILABLE REPAIR KIT(S): | | | | | | | | |
| | | | | | 209-7466 | 1 | KIT-PLANETARY CARRIER (INCLUDES PLUG, SHAFTS & CARRIER) | | | | | | |
| | | | | | 219-8783 | 23 | KIT-ROLLER BEARING (EACH INCLUDES NEEDLES) | | | | | | |



GRAPHIC #1

<END>

g01132397

POWER TRAIN

216-1610 PLANETARY GP-FINAL DRIVE (CHG -00)


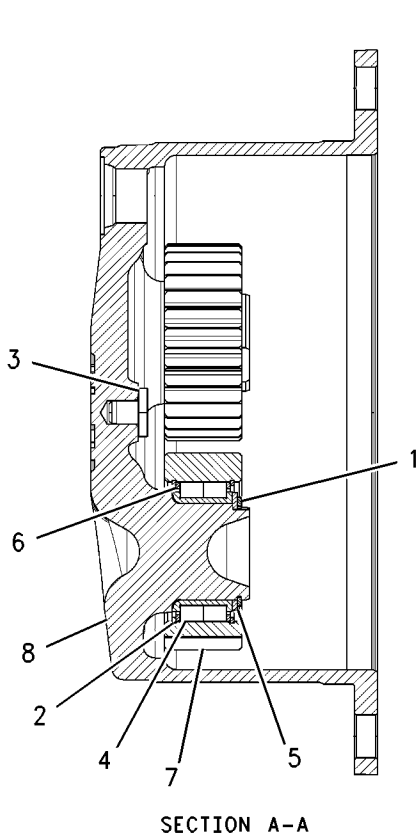
S/N: HLS1-UP

PART OF 230-5739 AXLE GP-REAR
AN ATTACHMENT

SMCS-4050

i01686952

| NOTE | REF NO | GRAPHIC REF | PART NUMBER | QTY | PART NAME | | | | | | SEE PAGE |
|------|--------|-------------|-------------|-----|-------------|---|---|---|---|-------------------|----------|
| | | | | | 1 | 2 | 3 | 4 | 5 | 6 (PRODUCT LEVEL) | |
| | 1 | 1 | 199-0653 | 3 | PIN | | | | | | |
| | 2 | 1 | 207-4257 | 6 | BEARING | | | | | | |
| | 3 | 1 | 199-0669 | 1 | PLUG | | | | | | |
| | 4 | 1 | 199-0760 | 3 | BEARING | | | | | | |
| | 5 | 1 | 213-4222 | 3 | WASHER | | | | | | |
| | 6 | 1 | 207-5962 | 6 | WASHER | | | | | | |
| | 7 | 1 | 216-1606 | 3 | GEAR-PLANET | | | | | | |
| | 8 | 1 | 216-1601 | 1 | CARRIER | | | | | | |



GRAPHIC #1

<END>

g00873301

POWER TRAIN

216-3315 POWER TRAIN AR-ALL WHEEL DRIVE, STD SHIFT (CHG -03 THRU -10) S/N: HLS1-UP AN ATTACHMENT

SMCS-3000, 4000

i02485679

| NOTE | PART NUMBER | QTY | PART NAME | | | | | | SEE PAGE |
|-------------------------|-------------|-----|---|---|---|---|---|-------------------|----------|
| | | | 1 | 2 | 3 | 4 | 5 | 6 (PRODUCT LEVEL) | |
| Y | 206-1642 | 1 | CONTROL GP-PARKING BRAKE | | | | | | 213 |
| Y | 206-1639 | 1 | CONTROL GP-SERVICE BRAKE | | | | | | 215 |
| Y | 206-1643 | 1 | CONTROL GP-TRANSMISSION | | | | | | 146 |
| Y | 112-1826 | 1 | DRIVE & MTG GP-PUMP | | | | | | 284 |
| Y | 216-4740 | 1 | DRIVE AR-BACKHOE LOADER (ALL WHEEL DRIVE, 2-WHEEL STEER) | | | | | | 152 |
| Y | 214-3740 | 1 | FILLER GP-POWER TRAIN OIL | | | | | | 156 |
| Y | 256-0546 | 1 | LINES GP-POWER TRAIN OIL (DIFFERENTIAL LOCK) | | | | | | 165 |
| Y | 216-4476 | 1 | SHAFT GP-DRIVE (FRONT) | | | | | | 174 |
| Y | 202-6010 | 1 | SWITCH GP-DIFFERENTIAL LOCK | | | | | | 107 |
| Y | 214-7524 | 1 | TRANSMISSION AR-DIRECT DRIVE | | | | | | 188 |
| | 119-4740 | 1 | FILTER AS-OIL (EFFICIENCY) (POWER TRAIN) | | | | | | |
| Y-SEPARATE ILLUSTRATION | | | | | | | | | |

<END>

216-3316 POWER TRAIN AR-ALL WHEEL DRIVE, AUTOSHIFT (CHG -00 THRU -08) S/N: HLS1-UP AN ATTACHMENT

SMCS-3000, 4000

i02485680

| NOTE | PART NUMBER | QTY | PART NAME | | | | | | SEE PAGE |
|-------------------------|-------------|-----|---|---|---|---|---|-------------------|----------|
| | | | 1 | 2 | 3 | 4 | 5 | 6 (PRODUCT LEVEL) | |
| Y | 206-1642 | 1 | CONTROL GP-PARKING BRAKE | | | | | | 213 |
| Y | 206-1639 | 1 | CONTROL GP-SERVICE BRAKE | | | | | | 215 |
| Y | 112-1826 | 1 | DRIVE & MTG GP-PUMP | | | | | | 284 |
| Y | 216-4740 | 1 | DRIVE AR-BACKHOE LOADER (ALL WHEEL DRIVE, 2-WHEEL STEER) | | | | | | 152 |
| Y | 211-0073 | 1 | FILLER GP-POWER TRAIN OIL | | | | | | 154 |
| Y | 233-6738 | 1 | SHAFT GP-DRIVE (FRONT) | | | | | | 174 |
| Y | 202-6010 | 1 | SWITCH GP-DIFFERENTIAL LOCK | | | | | | 107 |
| Y | 251-6354 | 1 | TRANSMISSION AR-POWER SHIFT | | | | | | 188 |
| Y | 256-0545 | 1 | VALVE & LINES GP-SOLENOID (DIFFERENTIAL LOCK) | | | | | | 200 |
| Y | 211-4254 | 1 | WIRING GP-TRANSMISSION CONTROL (AUTOSHIFT, STANDARD SHIFT) | | | | | | 136 |
| | 119-4740 | 1 | FILTER AS-OIL (EFFICIENCY) (POWER TRAIN) | | | | | | |
| Y-SEPARATE ILLUSTRATION | | | | | | | | | |

<END>

POWER TRAIN

274-4580 SHAFT GP-COUNTER (CHG -00)

S/N: HLS1-UP

PART OF 274-8641 TRANSMISSION GP-POWER SHIFT
AN ATTACHMENT

SMCS-3063

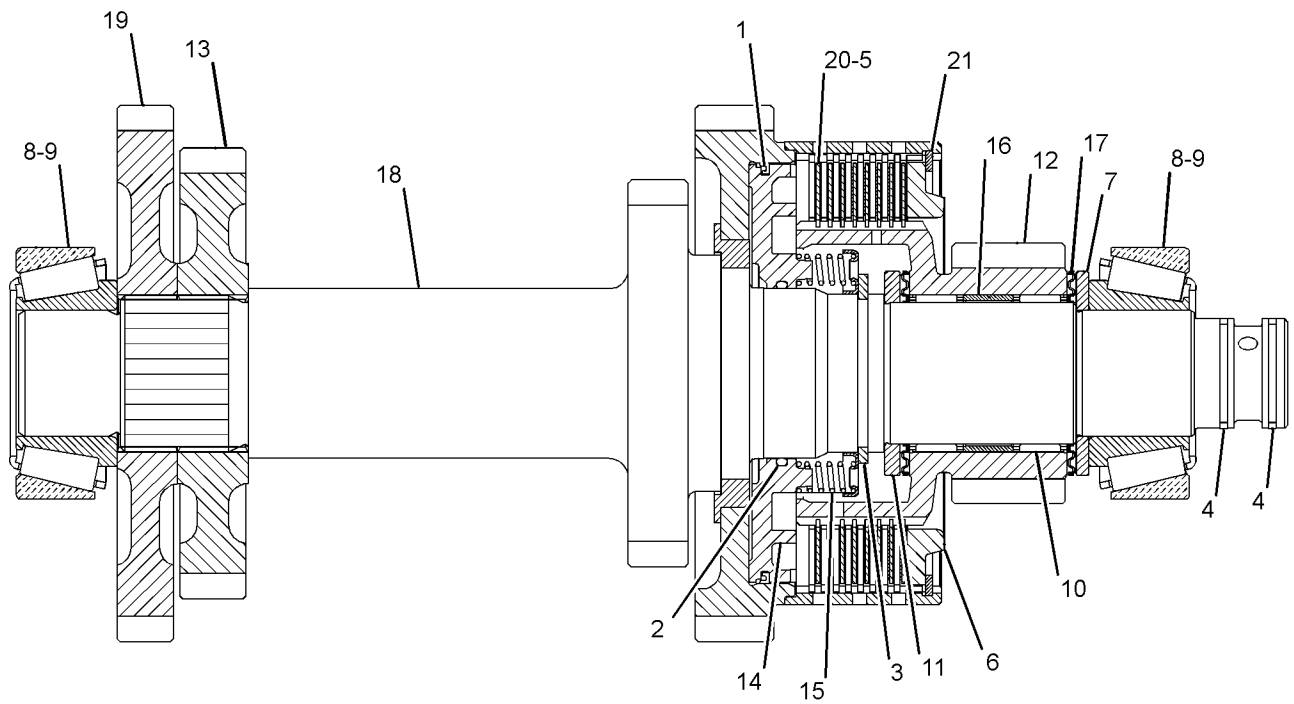
i02445198

| NOTE | REF NO | GRAPHIC REF | PART NUMBER | QTY | PART NAME | | | | | | SEE PAGE |
|------|--------|-------------|-------------|-----|----------------------------------|---|---|---|---|-------------------|----------|
| | | | | | 1 | 2 | 3 | 4 | 5 | 6 (PRODUCT LEVEL) | |
| | 1 | 1 | 6T-9196 | 1 | SEAL | | | | | | |
| | 2 | 1 | 6V-5100 | 1 | SEAL-O-RING | | | | | | |
| | 3 | 1 | 6V-8757 | 1 | RING-RETAINING | | | | | | |
| | 4 | 1 | 6Y-1192 | 2 | RING-SEAL | | | | | | |
| | 5 | 1 | 6Y-7929 | 8 | DISC-FRICTION | | | | | | |
| | 6 | 1 | 8E-5707 | 1 | PLATE-END | | | | | | |
| | 7 | 1 | 122-1877 | 1 | WASHER-THRUST (40X65X4-MM THK) | | | | | | |
| | 8 | 1 | 123-8907 | 2 | CONE-BEARING | | | | | | |
| | 9 | 1 | 123-8908 | 2 | CUP-TAPERED ROLLER | | | | | | |
| | 10 | 1 | 123-8912 | 2 | BEARING-ROLLER | | | | | | |
| | 11 | 1 | 147-0203 | 1 | WASHER-THRUST (45.3X65X5-MM THK) | | | | | | |
| | 12 | 1 | 147-0215 | 1 | GEAR (45/19-TEETH) | | | | | | |
| | 13 | 1 | 147-0216 | 1 | GEAR (38/32-TEETH) | | | | | | |
| | 14 | 1 | 147-0228 | 1 | PISTON-CLUTCH | | | | | | |
| | 15 | 1 | 147-0238 | 1 | SPRING AS | | | | | | |
| | 16 | 1 | 147-0258 | 1 | SPACER (46X50X16-MM THK) | | | | | | |
| | 17 | 1 | 172-6050 | 2 | BEARING-SPECIAL | | | | | | |
| | 18 | 1 | 173-0332 | 1 | SHAFT AS | | | | | | |
| | | 1 | 163-9091 | 1 | PLUG | | | | | | |
| | 19 | 1 | 211-6752 | 1 | GEAR (46-TEETH) | | | | | | |
| | 20 | 1 | 274-4553 | 8 | DISC-CLUTCH | | | | | | |
| | 21 | 1 | 274-8638 | 1 | RING-RETAINING | | | | | | |

POWER TRAIN

274-4580 SHAFT GP-COUNTER (contd.)

i02445198



GRAPHIC #1

<END>

g01216220

POWER TRAIN

216-4475 SHAFT GP-DRIVE-REAR (CHG -01)

S/N: HLS1-UP

PART OF 216-4740 DRIVE AR-BACKHOE LOADER
AN ATTACHMENT

SMCS-3253

i02249765

| NOTE | PART NUMBER | QTY | PART NAME | | | | | | SEE PAGE |
|---|-------------|-----|--------------------------------|---|---|---|---|-------------------|----------|
| | | | 1 | 2 | 3 | 4 | 5 | 6 (PRODUCT LEVEL) | |
| M | 107-6826 | 8 | BOLT (M24X19.1-MM) | | | | | | |
| J | 216-4473 | 1 | SHAFT GP-DRIVE | | | | | | |
| | 5V-2545 | 4 | STRAP | | | | | | |
| | | | AVAILABLE REPAIR KIT(S): | | | | | | |
| J | 117-9887 | 2 | KIT-SPIDER & BEARING | | | | | | |
| | | | (EACH INCLUDES RINGS & SPIDER) | | | | | | |
| J-KIT MARKED J AVAILABLE FOR PART MARKED J M-METRIC PART | | | | | | | | | |
| <END> | | | | | | | | | |

216-4476 SHAFT GP-DRIVE-FRONT (CHG -02, -03)

S/N: HLS1-UP

PART OF 216-3315 POWER TRAIN AR
AN ATTACHMENT

SMCS-3253

i02249751

| NOTE | PART NUMBER | QTY | PART NAME | | | | | | SEE PAGE |
|---|-------------|-----|--------------------------------|---|---|---|---|-------------------|----------|
| | | | 1 | 2 | 3 | 4 | 5 | 6 (PRODUCT LEVEL) | |
| M | 107-6826 | 8 | BOLT (M24X19.1-MM) | | | | | | |
| J | 249-5276 | 1 | SHAFT AS | | | | | | |
| | 5V-2545 | 4 | STRAP | | | | | | |
| | | | AVAILABLE REPAIR KIT(S): | | | | | | |
| J | 117-9887 | 2 | KIT-SPIDER & BEARING | | | | | | |
| | | | (EACH INCLUDES RINGS & SPIDER) | | | | | | |
| J-KIT MARKED J AVAILABLE FOR PART MARKED J M-METRIC PART | | | | | | | | | |
| <END> | | | | | | | | | |

233-6738 SHAFT GP-DRIVE-FRONT (CHG -00, -01)

S/N: HLS1-UP

PART OF 216-3316 POWER TRAIN AR
AN ATTACHMENT

SMCS-3253

i02249766

| NOTE | PART NUMBER | QTY | PART NAME | | | | | | SEE PAGE |
|---|-------------|-----|--------------------------------|---|---|---|---|-------------------|----------|
| | | | 1 | 2 | 3 | 4 | 5 | 6 (PRODUCT LEVEL) | |
| M | 107-6826 | 8 | BOLT (M24X19.1-MM) | | | | | | |
| J | 233-6721 | 1 | SHAFT AS | | | | | | |
| | 5V-2545 | 4 | STRAP | | | | | | |
| | | | AVAILABLE REPAIR KIT(S): | | | | | | |
| J | 117-9887 | 2 | KIT-SPIDER & BEARING | | | | | | |
| | | | (EACH INCLUDES RINGS & SPIDER) | | | | | | |
| J-KIT MARKED J AVAILABLE FOR PART MARKED J M-METRIC PART | | | | | | | | | |
| <END> | | | | | | | | | |

POWER TRAIN

274-4561 SHAFT GP-IDLER (CHG -00, -01)

S/N: HLS1-UP

PART OF 274-8641 TRANSMISSION GP-POWER SHIFT
AN ATTACHMENT

SMCS-3063

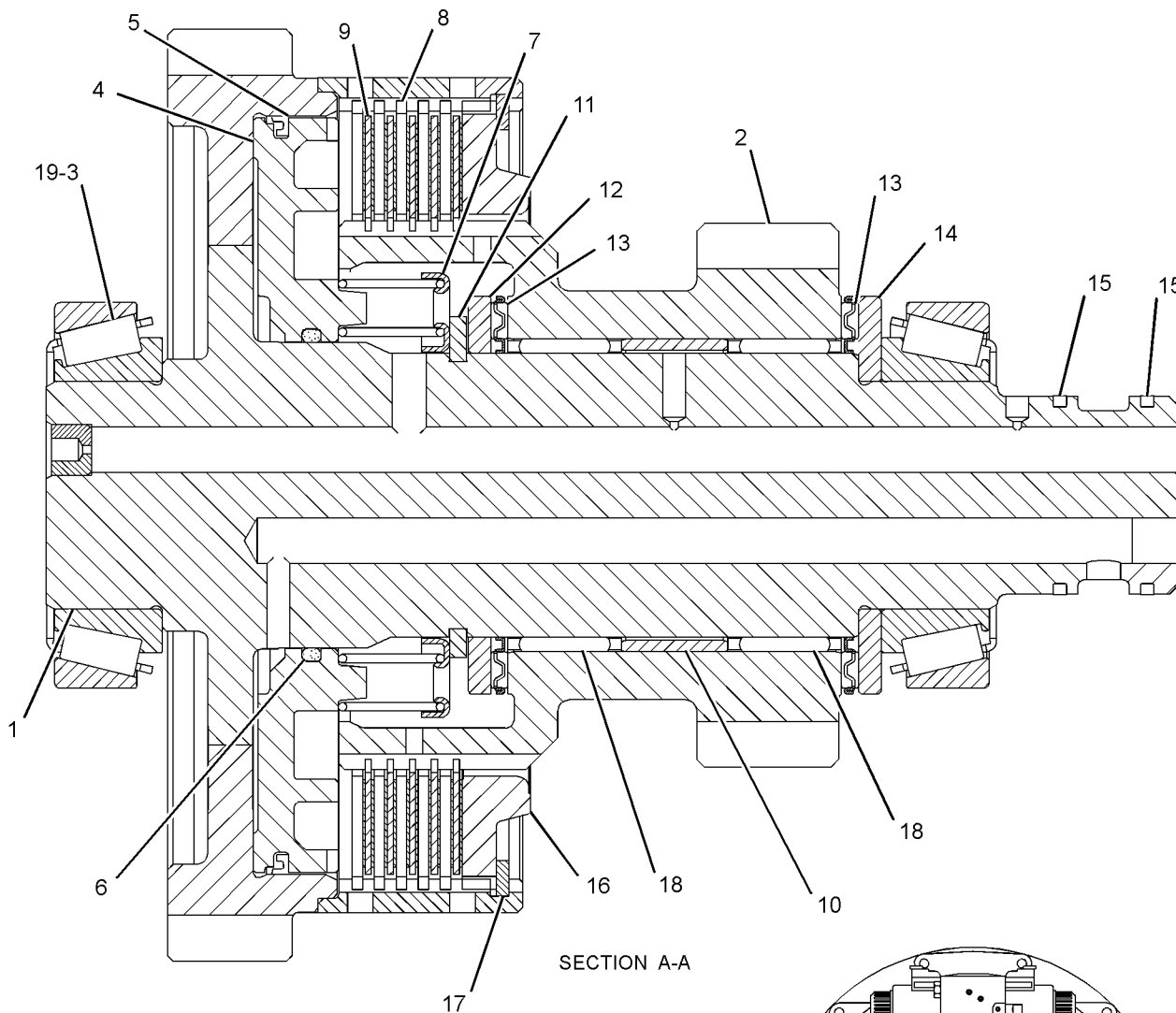
i02445178

| NOTE | REF NO | GRAPHIC REF | PART NUMBER | QTY | PART NAME | | | | | | SEE PAGE |
|------|--------|-------------|-------------|-----|--------------------------------|---|---|---|---|-------------------|----------|
| | | | | | 1 | 2 | 3 | 4 | 5 | 6 (PRODUCT LEVEL) | |
| | 1 | 1 | 147-0256 | 1 | SHAFT AS-REVERSE | | | | | | |
| | | 1 | 9W-0717 | 1 | PLUG | | | | | | |
| | | 1 | 147-0270 | 1 | ORIFICE | | | | | | |
| | 2 | 1 | 147-0202 | 1 | GEAR (45/24-TEETH) | | | | | | |
| | 3 | 1 | 123-8905 | 2 | CUP-TAPERED ROLLER | | | | | | |
| | 4 | 1 | 147-0228 | 1 | PISTON-CLUTCH | | | | | | |
| | 5 | 1 | 6T-9196 | 1 | SEAL | | | | | | |
| | 6 | 1 | 6V-5100 | 1 | SEAL-O-RING | | | | | | |
| | 7 | 1 | 147-0238 | 1 | SPRING AS | | | | | | |
| | 8 | 1 | 274-4553 | 5 | DISC-CLUTCH | | | | | | |
| | 9 | 1 | 6Y-7929 | 5 | DISC-FRICTION | | | | | | |
| | 10 | 1 | 147-0259 | 1 | SPACER (51.1X54.9X18.7-MM THK) | | | | | | |
| | 11 | 1 | 6V-8757 | 1 | RING-RETAINING | | | | | | |
| | 12 | 1 | 121-2500 | 1 | WASHER-THRUST (50X70X4-MM THK) | | | | | | |
| | 13 | 1 | 172-5317 | 2 | BEARING-SPECIAL | | | | | | |
| | 14 | 1 | 121-0694 | 1 | WASHER-THRUST (40X70X4-MM THK) | | | | | | |
| | 15 | 1 | 6Y-1192 | 2 | RING-SEAL | | | | | | |
| | 16 | 1 | 8E-5707 | 1 | PLATE-END | | | | | | |
| | 17 | 1 | 274-8638 | 1 | RING-RETAINING | | | | | | |
| | 18 | 1 | 7T-6655 | 2 | BEARING | | | | | | |
| | 19 | 1 | 123-8906 | 2 | CUP-TAPERED ROLLER | | | | | | |

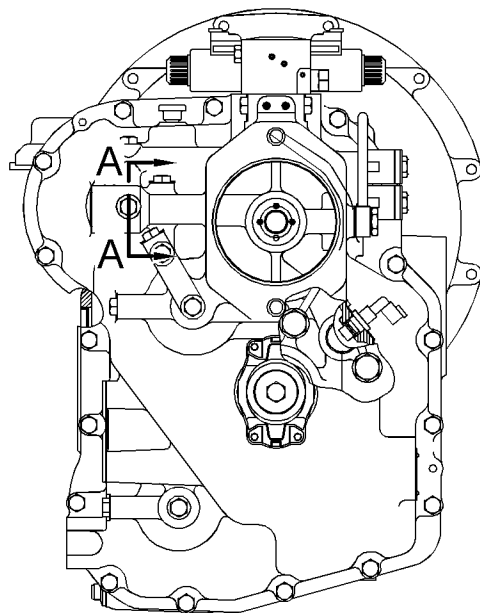
POWER TRAIN

274-4561 SHAFT GP-IDLER (contd.)

i02445178



SECTION A-A



REAR VIEW

GRAPHIC #1

<END>

g01234161

POWER TRAIN

274-4578 SHAFT GP-INPUT (CHG -00)

S/N: HLS1-UP

PART OF 274-8641 TRANSMISSION GP-POWER SHIFT
AN ATTACHMENT

SMCS-3063

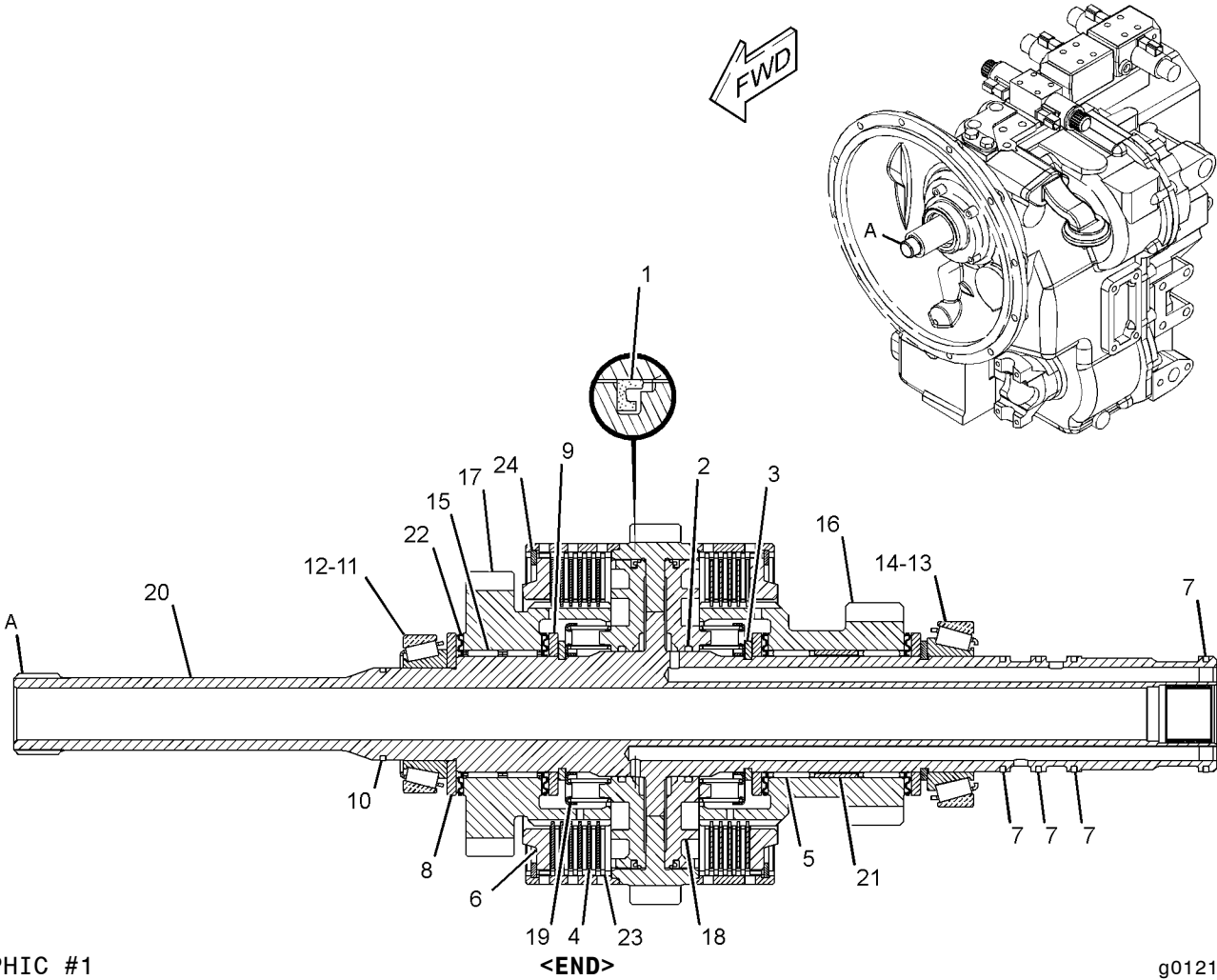
i02445193

| NOTE | REF NO | GRAPHIC REF | PART NUMBER | QTY | PART NAME | | | | | | SEE PAGE |
|------|--------|-------------|-------------|-----|--------------------------------|---|---|---|---|-------------------|----------|
| | | | | | 1 | 2 | 3 | 4 | 5 | 6 (PRODUCT LEVEL) | |
| | 1 | 1 | 6T-9196 | 2 | SEAL | | | | | | |
| | 2 | 1 | 6V-5100 | 2 | SEAL-O-RING | | | | | | |
| | 3 | 1 | 6V-8757 | 3 | RING-RETAINING | | | | | | |
| | 4 | 1 | 6Y-7929 | 11 | DISC-FRICTION | | | | | | |
| | 5 | 1 | 7T-6655 | 2 | BEARING | | | | | | |
| | 6 | 1 | 8E-5707 | 2 | PLATE-END | | | | | | |
| | 7 | 1 | 9U-8886 | 4 | RING-SEAL | | | | | | |
| | 8 | 1 | 121-0694 | 1 | WASHER-THRUST (40X70X4-MM THK) | | | | | | |
| | 9 | 1 | 121-2500 | 3 | WASHER-THRUST (50X70X4-MM THK) | | | | | | |
| | 10 | 1 | 122-1886 | 1 | RING-SEAL | | | | | | |
| | 11 | 1 | 123-8905 | 1 | CUP-TAPERED ROLLER | | | | | | |
| | 12 | 1 | 123-8906 | 1 | CUP-TAPERED ROLLER | | | | | | |
| | 13 | 1 | 123-8909 | 1 | CONE-BEARING | | | | | | |
| | 14 | 1 | 123-8910 | 1 | CUP-TAPERED ROLLER | | | | | | |
| | 15 | 1 | 123-8913 | 2 | BEARING-ROLLER | | | | | | |
| | 16 | 1 | 147-0202 | 1 | GEAR (45/24-TEETH) | | | | | | |
| | 17 | 1 | 147-0224 | 1 | GEAR (45/32-TEETH) | | | | | | |
| | 18 | 1 | 147-0228 | 2 | PISTON-CLUTCH | | | | | | |
| | 19 | 1 | 147-0238 | 2 | SPRING AS | | | | | | |
| | 20 | 1 | 147-0257 | 1 | SHAFT AS-INPUT | | | | | | |
| | | 1 | 123-2920 | 3 | PLUG | | | | | | |
| | 21 | 1 | 147-0259 | 1 | SPACER (51.1X54.9X18.7-MM THK) | | | | | | |
| | 22 | 1 | 172-5317 | 4 | BEARING-SPECIAL | | | | | | |
| | 23 | 1 | 274-4553 | 11 | DISC-CLUTCH | | | | | | |
| | 24 | 1 | 274-8638 | 2 | RING-RETAINING | | | | | | |

POWER TRAIN

274-4578 SHAFT GP-INPUT (contd.)

i02445193



GRAPHIC #1

g01216057

POWER TRAIN

275-0476 SHAFT GP-INPUT (CHG -00)

S/N: HLS1-UP

PART OF 271-3774 TRANSMISSION GP-DIRECT DRIVE
AN ATTACHMENT

SMCS-3063

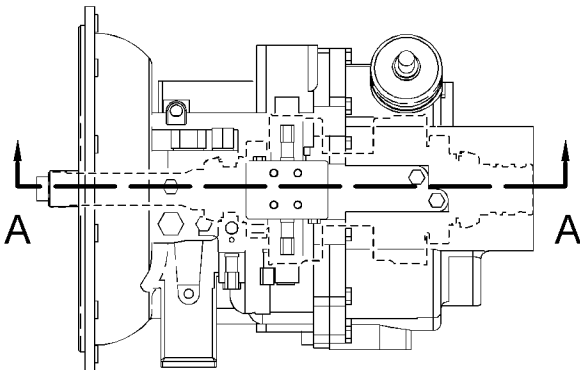
i02444909

| NOTE | REF NO | GRAPHIC REF | PART NUMBER | QTY | PART NAME | | | | | | SEE PAGE |
|------|--------|-------------|-------------|-----|----------------------------------|---|---|---|---|-------------------|----------|
| | | | | | 1 | 2 | 3 | 4 | 5 | 6 (PRODUCT LEVEL) | |
| | 1 | 1 | 9U-8875 | 2 | RING-RETAINING | | | | | | |
| | 2 | 1 | 6T-9196 | 2 | SEAL | | | | | | |
| | 3 | 1 | 172-5317 | 1 | BEARING-SPECIAL | | | | | | |
| | 4 | 1 | 172-6050 | 1 | BEARING-SPECIAL | | | | | | |
| | 5 | 1 | 6V-5100 | 2 | SEAL-O-RING | | | | | | |
| | 6 | 1 | 9U-8886 | 4 | RING-SEAL | | | | | | |
| | 7 | 1 | 274-4553 | 10 | DISC-CLUTCH | | | | | | |
| | 8 | 1 | 122-1886 | 1 | RING-SEAL | | | | | | |
| | 9 | 1 | 238-7567 | 3 | RING-RETAINING | | | | | | |
| | 10 | 1 | 121-2500 | 2 | WASHER-THRUST (50X70X4-MM THK) | | | | | | |
| | 11 | 1 | 123-8905 | 1 | CUP-TAPERED ROLLER | | | | | | |
| | 12 | 1 | 123-8909 | 1 | CONE-BEARING | | | | | | |
| | 13 | 1 | 147-0227 | 2 | PISTON-CLUTCH | | | | | | |
| | 14 | 1 | 147-0238 | 2 | SPRING AS | | | | | | |
| | 15 | 1 | 147-0203 | 2 | WASHER-THRUST (45.3X65X5-MM THK) | | | | | | |
| | 16 | 1 | 6Y-7957 | 10 | DISC-FRICTION | | | | | | |
| | 17 | 1 | 274-8616 | 1 | GEAR-FORWARD | | | | | | |
| | 18 | 1 | 274-8617 | 1 | GEAR-REVERSE | | | | | | |
| | 19 | 1 | 274-8628 | 1 | BEARING-NEEDLE | | | | | | |
| | 20 | 1 | 274-8629 | 1 | BEARING-NEEDLE | | | | | | |
| | 21 | 1 | 274-8635 | 1 | RING-SNAP | | | | | | |
| | 22 | 1 | 274-8636 | 1 | SHAFT AS | | | | | | |
| | 23 | 1 | 8E-5707 | 2 | PLATE-END | | | | | | |

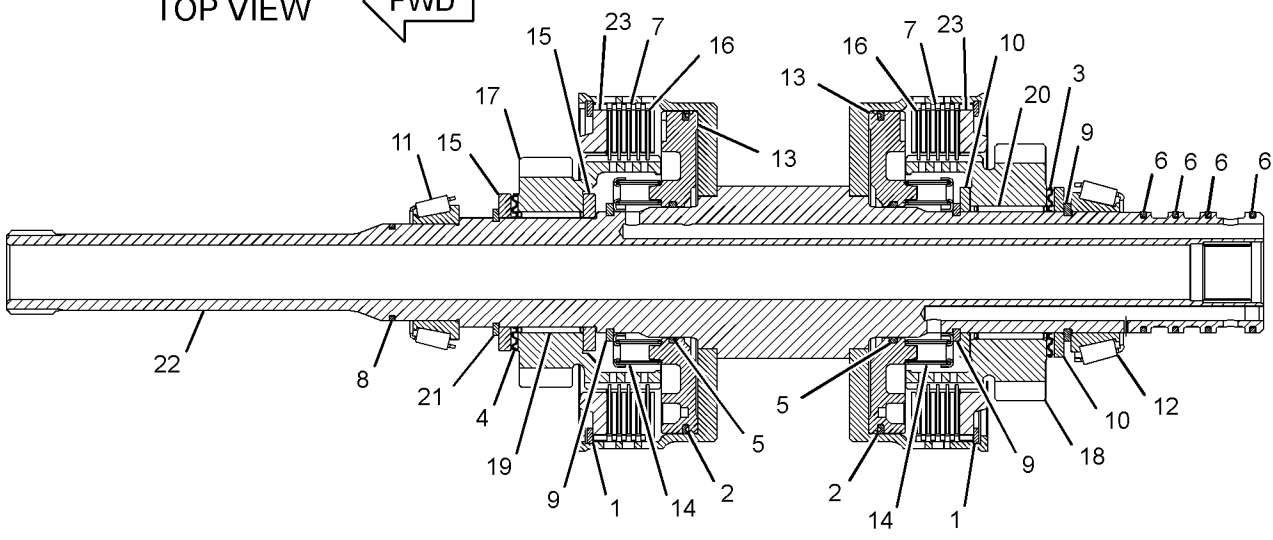
POWER TRAIN

275-0476 SHAFT GP-INPUT (contd.)

i02444909



TOP VIEW ← FWD



SECTION A-A

GRAPHIC #1

<END>

g01226307

POWER TRAIN

274-4582 SHAFT GP-OUTPUT (CHG -00)

S/N: HLS1-UP

PART OF 274-8641 TRANSMISSION GP-POWER SHIFT
AN ATTACHMENT

SMCS-3063

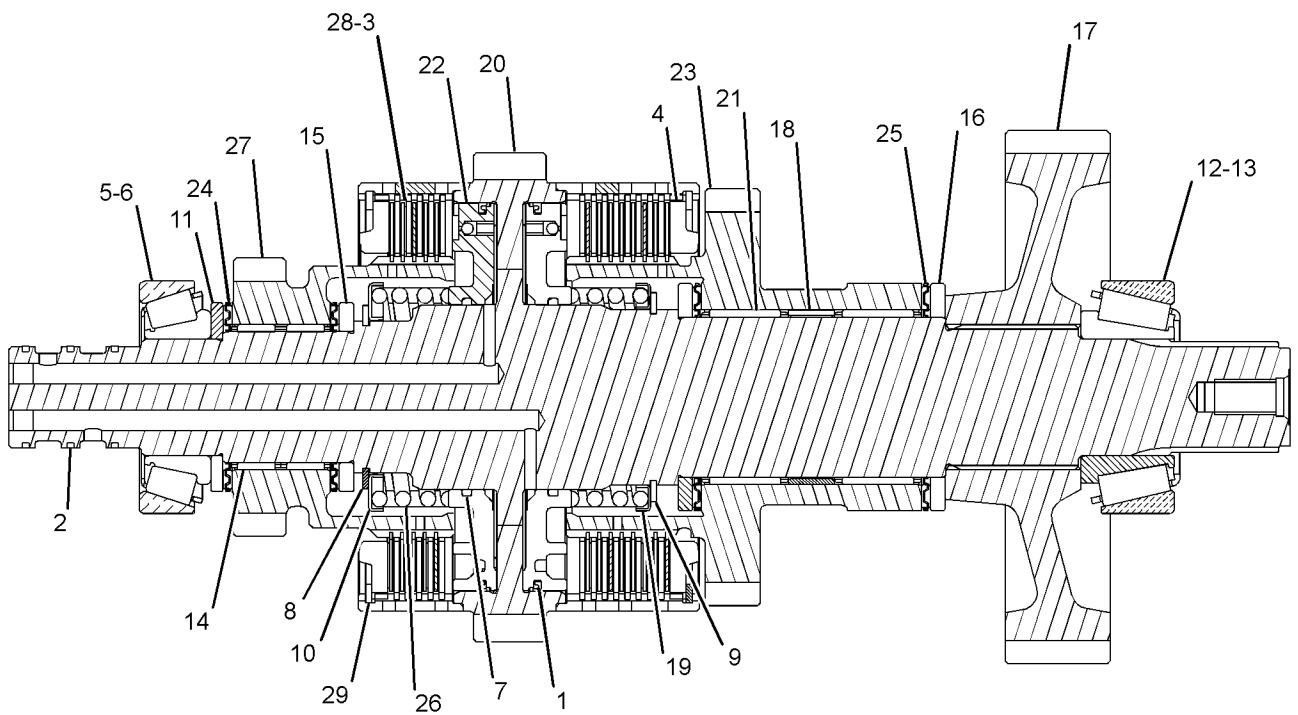
i02445209

| NOTE | REF NO | GRAPHIC REF | PART NUMBER | QTY | PART NAME | | | | | | SEE PAGE |
|------|--------|-------------|-------------|-----|----------------------------------|---|---|---|---|-------------------|----------|
| | | | | | 1 | 2 | 3 | 4 | 5 | 6 (PRODUCT LEVEL) | |
| | 1 | 1 | 6T-9196 | 2 | SEAL | | | | | | |
| | 2 | 1 | 6Y-1192 | 3 | RING-SEAL | | | | | | |
| | 3 | 1 | 6Y-7929 | 13 | DISC-FRICTION | | | | | | |
| | 4 | 1 | 8E-5707 | 2 | PLATE-END | | | | | | |
| | 5 | 1 | 8T-1580 | 1 | CUP | | | | | | |
| | 6 | 1 | 8T-1581 | 1 | CONE | | | | | | |
| | 7 | 1 | 009-2062 | 2 | SEAL-O-RING | | | | | | |
| | 8 | 1 | 095-0927 | 1 | RING-RETAINING | | | | | | |
| | 9 | 1 | 095-0928 | 1 | RING-RETAINING (EXTERNAL) | | | | | | |
| | 10 | 1 | 121-0885 | 1 | RETAINER | | | | | | |
| | 11 | 1 | 122-1877 | 1 | WASHER-THRUST (40X65X4-MM THK) | | | | | | |
| | 12 | 1 | 123-8907 | 1 | CONE-BEARING | | | | | | |
| | 13 | 1 | 123-8908 | 1 | CUP-TAPERED ROLLER | | | | | | |
| | 14 | 1 | 123-8912 | 2 | BEARING-ROLLER | | | | | | |
| | 15 | 1 | 147-0203 | 1 | WASHER-THRUST (45.3X65X5-MM THK) | | | | | | |
| | 16 | 1 | 147-0205 | 2 | WASHER (55X78X5-MM THK) | | | | | | |
| | 17 | 1 | 147-0242 | 1 | GEAR (32-TEETH) | | | | | | |
| | 18 | 1 | 147-0248 | 1 | SPACER (56.2X60X15.8-MM THK) | | | | | | |
| | 19 | 1 | 147-0260 | 1 | RETAINER-SPRING | | | | | | |
| | 20 | 1 | 147-0261 | 1 | SHAFT AS-OUTPUT (REAR) | | | | | | |
| | | 1 | 9W-0717 | 2 | PLUG | | | | | | |
| | 21 | 1 | 150-3757 | 2 | BEARING | | | | | | |
| | 22 | 1 | 157-2088 | 2 | PISTON AS | | | | | | |
| | 23 | 1 | 157-2090 | 1 | GEAR (38-TEETH) | | | | | | |
| | 24 | 1 | 172-6050 | 2 | BEARING-SPECIAL | | | | | | |
| | 25 | 1 | 172-6743 | 2 | BEARING-SPECIAL | | | | | | |
| | 26 | 1 | 178-9566 | 2 | SPRING-PISTON | | | | | | |
| | 27 | 1 | 211-6753 | 1 | GEAR (24-TEETH) | | | | | | |
| | 28 | 1 | 274-4553 | 13 | DISC-CLUTCH | | | | | | |
| | 29 | 1 | 274-8638 | 2 | RING-RETAINING | | | | | | |

POWER TRAIN

274-4582 SHAFT GP-OUTPUT (contd.)

i02445209



GRAPHIC #1

<END>

g01216545

POWER TRAIN

275-0478 SHAFT GP-OUTPUT-REAR (CHG -00, -01)

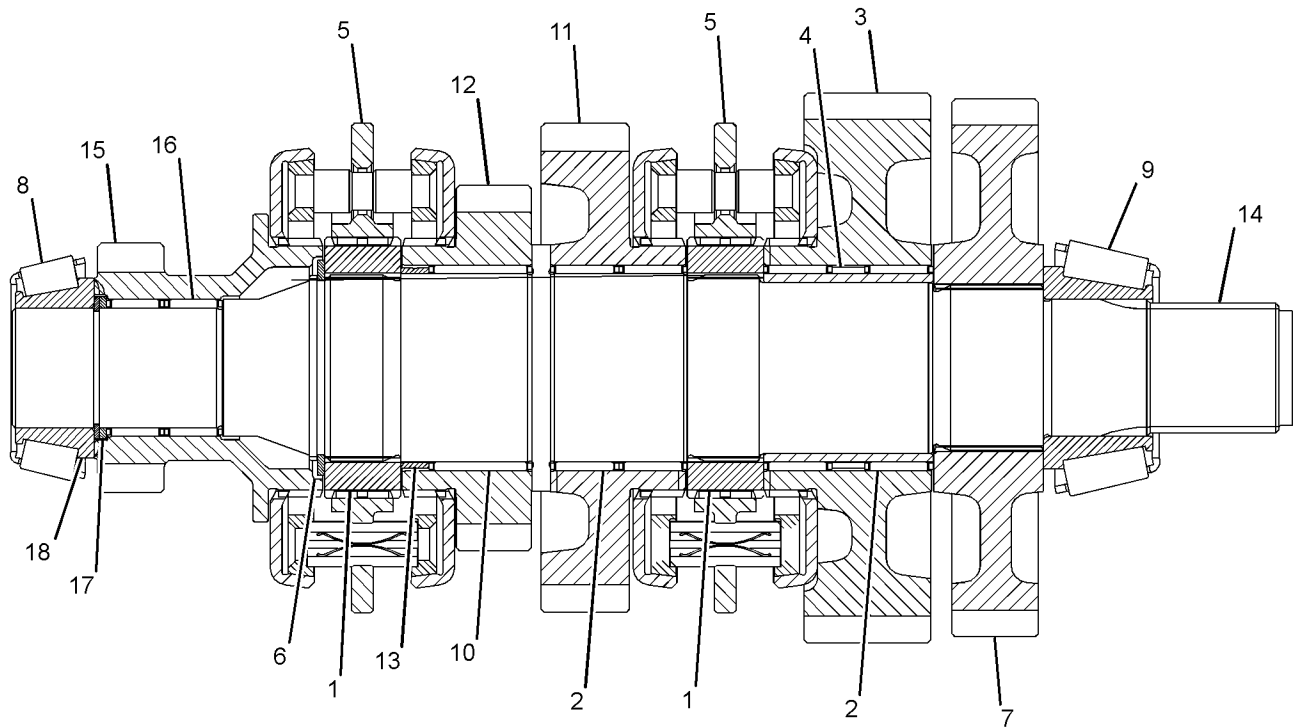
S/N: HLS1-UP

PART OF 271-3774 TRANSMISSION GP-DIRECT DRIVE
AN ATTACHMENT

SMCS-3063

i02445142

| NOTE | REF NO | GRAPHIC REF | PART NUMBER | QTY | PART NAME | | | | | | SEE PAGE |
|------|--------|-------------|-------------|-----|-----------------------------|---|---|---|---|-------------------|----------|
| | | | | | 1 | 2 | 3 | 4 | 5 | 6 (PRODUCT LEVEL) | |
| | 1 | 1 | 7T-3022 | 2 | SLEEVE | | | | | | |
| | 2 | 1 | 6V-8500 | 4 | BEARING | | | | | | |
| | 3 | 1 | 6T-9160 | 1 | GEAR (43-TEETH) | | | | | | |
| | 4 | 1 | 7T-3017 | 1 | SPACER (52.5X59X9.6-MM THK) | | | | | | |
| | 5 | 1 | 7T-3021 | 2 | SYNCHRONIZER GP | | | | | | |
| | 6 | 1 | 096-5516 | 1 | RING-RETAINING | | | | | | |
| | 7 | 1 | 259-1831 | 1 | GEAR (37-TEETH) | | | | | | |
| | 8 | 1 | 6Y-2736 | 1 | CONE-BEARING | | | | | | |
| | 9 | 1 | 123-8907 | 1 | CONE-BEARING | | | | | | |
| | 10 | 1 | 274-8634 | 1 | SPACER | | | | | | |
| | 11 | 1 | 274-8620 | 1 | GEAR-OUTPUT (37-TEETH) | | | | | | |
| | 12 | 1 | 274-8621 | 1 | GEAR-OUTPUT (28-TEETH) | | | | | | |
| | 13 | 1 | 274-8637 | 1 | SPACER-BEARING | | | | | | |
| | 14 | 1 | 278-0215 | 1 | SHAFT-OUTPUT | | | | | | |
| | 15 | 1 | 278-0216 | 1 | GEAR-OUTPUT (17-TEETH) | | | | | | |
| | 16 | 1 | 278-0217 | 2 | BEARING-NEEDLE | | | | | | |
| | 17 | 1 | 278-0218 | 1 | WASHER-THRUST | | | | | | |
| | 18 | 1 | 278-0219 | 1 | CLIP | | | | | | |



GRAPHIC #1

<END>

g01228114

POWER TRAIN

276-5337 SHAFT GP-OUTPUT-FRONT (CHG -00 THRU -02)

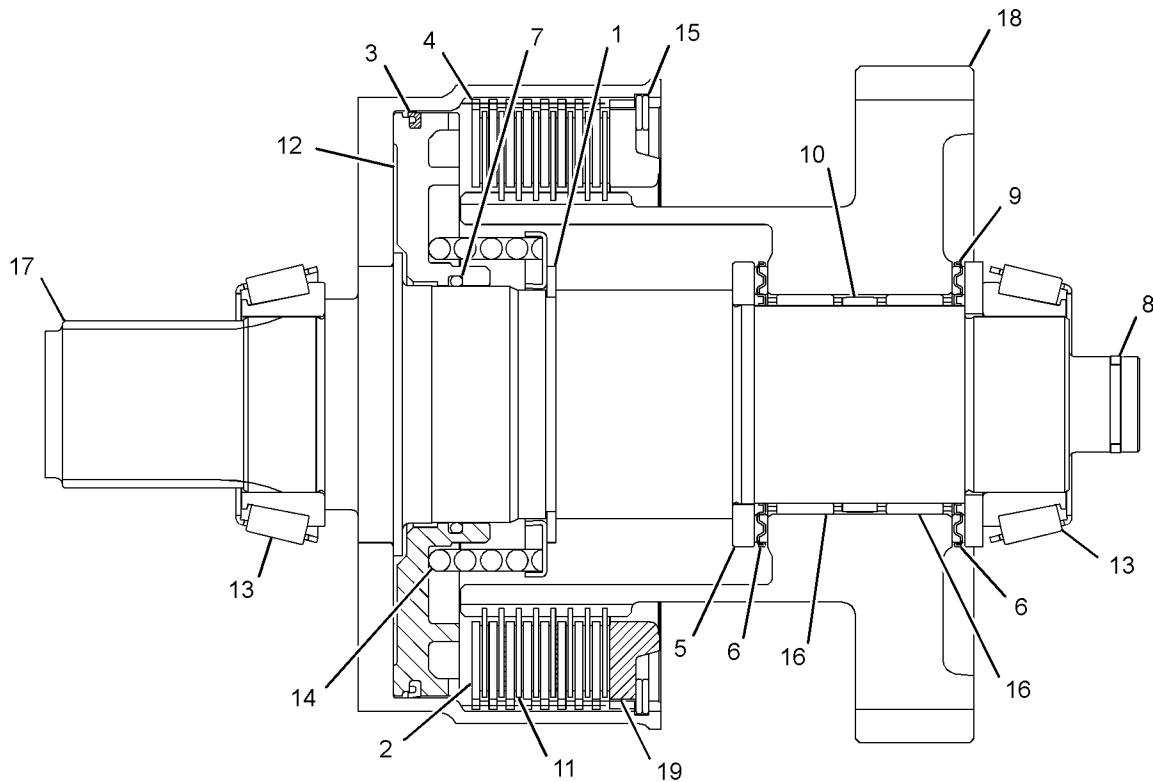
S/N: HLS1-UP

PART OF 271-3774 TRANSMISSION GP-DIRECT DRIVE
AN ATTACHMENT

SMCS-3063

i02445143

| NOTE | REF NO | GRAPHIC REF | PART NUMBER | QTY | PART NAME | | | | | | SEE PAGE |
|------|--------|-------------|-------------|-----|--------------------------------|---|---|---|---|-------------------|----------|
| | | | | | 1 | 2 | 3 | 4 | 5 | 6 (PRODUCT LEVEL) | |
| | 1 | 1 | 095-0927 | 1 | RING-RETAINING | | | | | | |
| | 2 | 1 | 274-4553 | 8 | DISC-CLUTCH | | | | | | |
| | 3 | 1 | 6T-9196 | 1 | SEAL | | | | | | |
| | 4 | 1 | 6Y-7957 | 8 | DISC-FRICTION | | | | | | |
| | 5 | 1 | 121-0697 | 1 | WASHER-THRUST (45X65X5-MM THK) | | | | | | |
| | 6 | 1 | 172-6050 | 2 | BEARING-SPECIAL | | | | | | |
| | 7 | 1 | 6V-5100 | 1 | SEAL-O-RING | | | | | | |
| | 8 | 1 | 122-1878 | 1 | RING-SEAL | | | | | | |
| | 9 | 1 | 122-1877 | 1 | WASHER-THRUST (40X65X4-MM THK) | | | | | | |
| | 10 | 1 | 122-1884 | 1 | SPACER (45X49X8-MM THK) | | | | | | |
| | 11 | 1 | 121-0885 | 1 | RETAINER | | | | | | |
| | 12 | 1 | 121-0714 | 1 | PISTON | | | | | | |
| | 13 | 1 | 123-8905 | 2 | CUP-TAPERED ROLLER | | | | | | |
| | 14 | 1 | 178-9566 | 1 | SPRING-PISTON | | | | | | |
| | 15 | 1 | 161-3249 | 1 | RING-RETAINING | | | | | | |
| | 16 | 1 | 123-8912 | 2 | BEARING-ROLLER | | | | | | |
| | 17 | 1 | 190-9767 | 1 | SHAFT AS (OUTPUT) | | | | | | |
| | 18 | 1 | 121-0904 | 1 | GEAR AS (36-TEETH) | | | | | | |
| | 19 | 1 | 8E-5707 | 1 | PLATE-END | | | | | | |



GRAPHIC #1

<END>

g01233297

POWER TRAIN

280-7007 SHAFT GP-OUTPUT (CHG -00)

S/N: HLS1-UP

PART OF 274-8641 TRANSMISSION GP-POWER SHIFT
AN ATTACHMENT

SMCS-3063

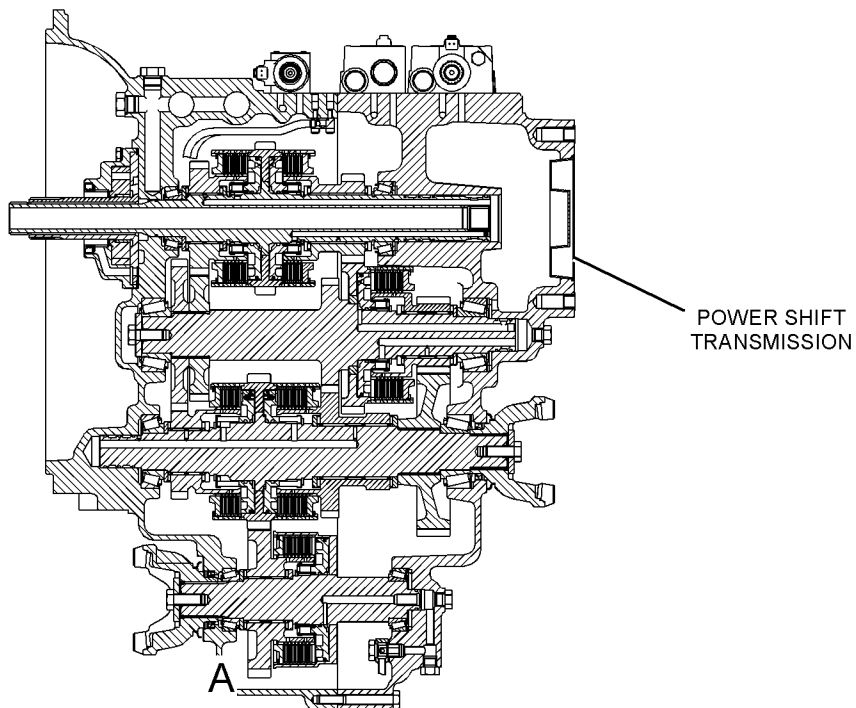
i02445210

| NOTE | REF NO | GRAPHIC REF | PART NUMBER | QTY | PART NAME | | | | | | SEE PAGE |
|------|--------|-------------|-------------|-----|----------------------------------|---|---|---|---|-------------------|----------|
| | | | | | 1 | 2 | 3 | 4 | 5 | 6 (PRODUCT LEVEL) | |
| | 1 | 1 | 6T-9196 | 1 | SEAL | | | | | | |
| | 2 | 1 | 6V-5100 | 1 | SEAL-O-RING | | | | | | |
| | 3 | 1 | 6V-8757 | 1 | RING-RETAINING | | | | | | |
| | 4 | 1 | 6Y-7957 | 8 | DISC-FRICTION | | | | | | |
| | 5 | 1 | 8E-5707 | 1 | PLATE-END | | | | | | |
| | 6 | 1 | 122-1877 | 1 | WASHER-THRUST (40X65X4-MM THK) | | | | | | |
| | 7 | 1 | 122-1878 | 1 | RING-SEAL | | | | | | |
| | 8 | 1 | 122-1884 | 1 | SPACER (45X49X8-MM THK) | | | | | | |
| | 9 | 1 | 123-8905 | 2 | CUP-TAPERED ROLLER | | | | | | |
| | 10 | 1 | 123-8906 | 2 | CUP-TAPERED ROLLER | | | | | | |
| | 11 | 1 | 123-8912 | 2 | BEARING-ROLLER | | | | | | |
| | 12 | 1 | 147-0203 | 1 | WASHER-THRUST (45.3X65X5-MM THK) | | | | | | |
| | 13 | 1 | 147-0207 | 1 | SHAFT AS-OUTPUT (FRONT) | | | | | | |
| | 14 | 1 | 147-0210 | 1 | GEAR (45/36-TEETH) | | | | | | |
| | 15 | 1 | 147-0227 | 1 | PISTON-CLUTCH | | | | | | |
| | 16 | 1 | 147-0238 | 1 | SPRING AS | | | | | | |
| | 17 | 1 | 161-3249 | 1 | RING-RETAINING | | | | | | |
| | 18 | 1 | 172-6050 | 2 | BEARING-SPECIAL | | | | | | |
| | 19 | 1 | 274-4553 | 8 | DISC-CLUTCH | | | | | | |

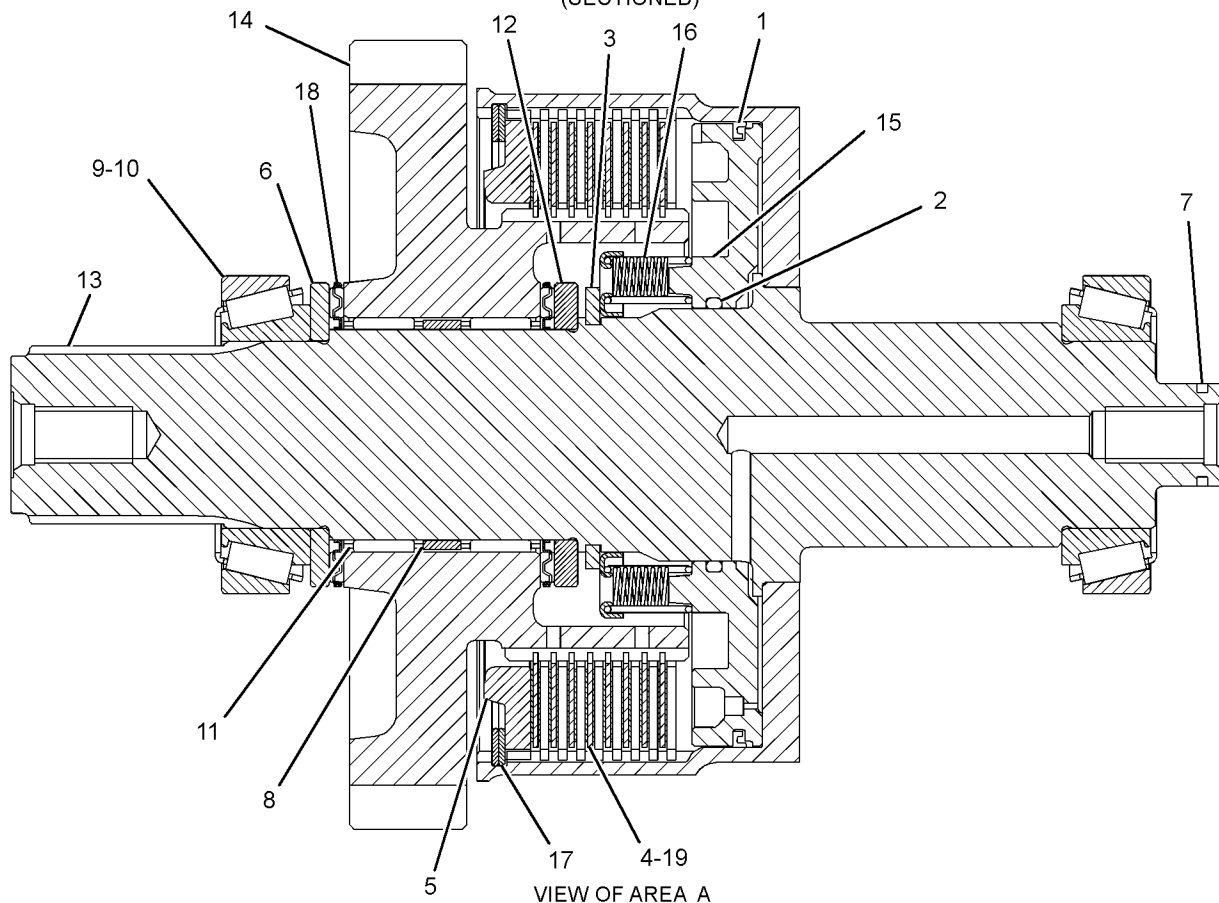
POWER TRAIN

280-7007 SHAFT GP-OUTPUT (contd.)

i02445210



LEFT SIDE VIEW
(SECTIONED)



GRAPHIC #1

<END>

g01216346

POWER TRAIN

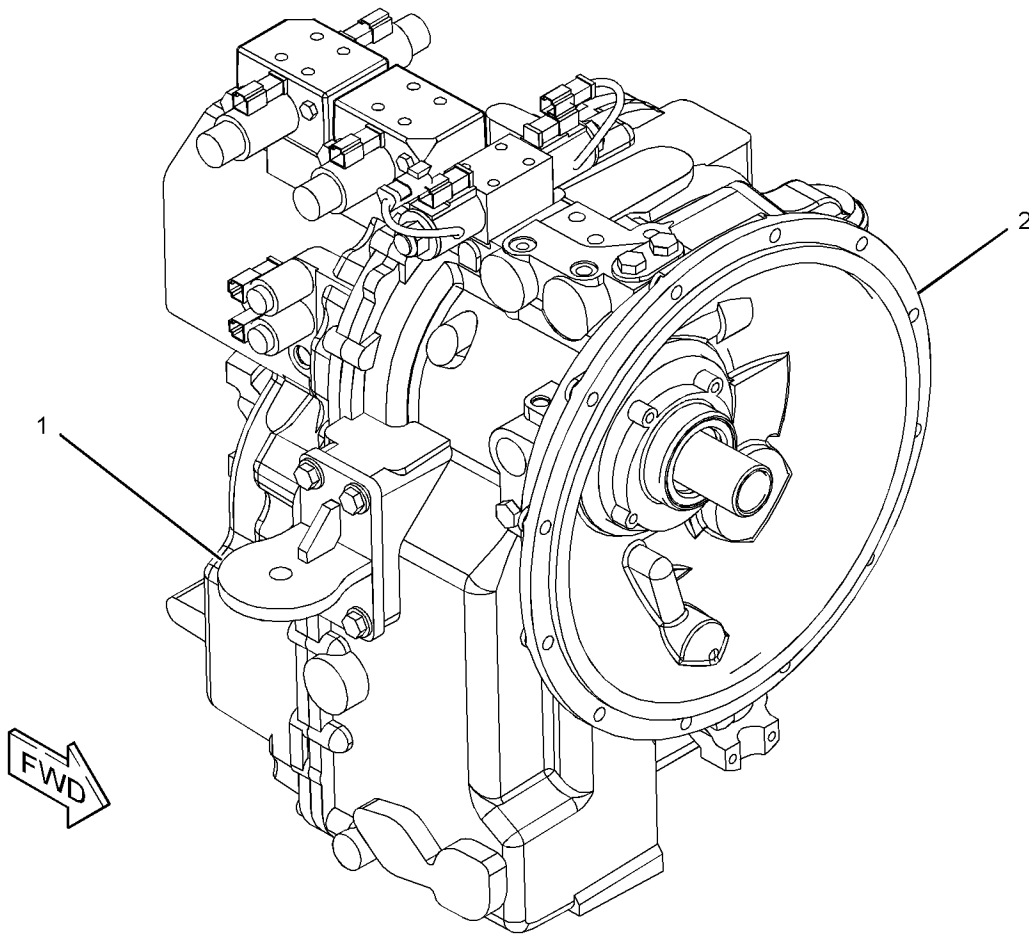
202-6009 TRANSMISSION & MOUNTING GP- ALL WHEEL DRIVE, AUTOSHIFT (CHG -00 THRU -03) S/N: HLS1-UP PART OF 251-6354 TRANSMISSION AR-POWER SHIFT AN ATTACHMENT

SMCS-3030

i02444691

| NOTE | REF NO | GRAPHIC REF | PART NUMBER | QTY | PART NAME | | | | | | SEE PAGE |
|------|--------|-------------|-------------|-----|-----------------------------|---|---|---|---|-------------------|----------|
| | | | | | 1 | 2 | 3 | 4 | 5 | 6 (PRODUCT LEVEL) | |
| Y | 1 | 1 | 254-5703 | 1 | MOUNTING GP-TRANSMISSION | | | | | | 167 |
| Y | 2 | 1 | 274-8641 | 1 | TRANSMISSION GP-POWER SHIFT | | | | | | 194 |

Y-SEPARATE ILLUSTRATION



GRAPHIC #1

<END>

g01233469

POWER TRAIN

271-2406 TRANSMISSION & MOUNTING GP (CHG -01, -02)

S/N: HLS1-UP

PART OF 214-7524 TRANSMISSION AR-DIRECT DRIVE
AN ATTACHMENT

SMCS-3030

i02354600

| NOTE | PART NUMBER | QTY | PART NAME | | | | | | SEE PAGE |
|------|-------------|-----|------------------------------|---|---|---|---|-------------------|----------|
| | | | 1 | 2 | 3 | 4 | 5 | 6 (PRODUCT LEVEL) | |
| Y | 271-4487 | 1 | MOUNTING GP-TRANSMISSION | | | | | | 168 |
| Y | 271-3774 | 1 | TRANSMISSION GP-DIRECT DRIVE | | | | | | 189 |

Y-SEPARATE ILLUSTRATION

<END>

214-7524 TRANSMISSION AR-DIRECT DRIVE-

ALL WHEEL DRIVE (CHG -01 THRU -05)

S/N: HLS1-UP

PART OF 216-3315 POWER TRAIN AR
AN ATTACHMENT

SMCS-3030

i02354597

| NOTE | PART NUMBER | QTY | PART NAME | | | | | | SEE PAGE |
|------|-------------|-----|----------------------------|---|---|---|---|-------------------|----------|
| | | | 1 | 2 | 3 | 4 | 5 | 6 (PRODUCT LEVEL) | |
| Y | 111-7907 | 1 | DRIVE GP-FLEXIBLE COUPLING | | | | | | 153 |
| Y | 271-2406 | 1 | TRANSMISSION & MOUNTING GP | | | | | | 188 |
| | 212-6215 | 1 | TORQUE CONVERTER AS | | | | | | |

Y-SEPARATE ILLUSTRATION

<END>

251-6354 TRANSMISSION AR-POWER SHIFT-

ALL WHEEL DRIVE (CHG -00, -01)

S/N: HLS1-UP

PART OF 216-3316 POWER TRAIN AR
AN ATTACHMENT

SMCS-3030

i02452604

| NOTE | PART NUMBER | QTY | PART NAME | | | | | | SEE PAGE |
|------|-------------|-----|----------------------------|---|---|---|---|-------------------|----------|
| | | | 1 | 2 | 3 | 4 | 5 | 6 (PRODUCT LEVEL) | |
| Y | 111-7907 | 1 | DRIVE GP-FLEXIBLE COUPLING | | | | | | 153 |
| Y | 202-6009 | 1 | TRANSMISSION & MOUNTING GP | | | | | | 187 |
| | 212-6215 | 1 | TORQUE CONVERTER AS | | | | | | |

Y-SEPARATE ILLUSTRATION

<END>

POWER TRAIN

271-3774 TRANSMISSION GP-DIRECT DRIVE (CHG -01, -02)

S/N: HLS1-UP

PART OF 271-2406 TRANSMISSION & MOUNTING GP
AN ATTACHMENT

SMCS-3030

i02485609

| NOTE | REF NO | GRAPHIC REF | PART NUMBER | QTY | PART NAME | | | | | | SEE PAGE |
|------|--------|-------------|-------------|-----|---|---|---|---|---|-------------------|----------|
| | | | | | 1 | 2 | 3 | 4 | 5 | 6 (PRODUCT LEVEL) | |
| Y | 1 | 2 | 275-0468 | 1 | CASE AS-TRANSMISSION (FRONT) | | | | | | 143 |
| Y | 2 | 2 | 275-0470 | 1 | CASE AS-TRANSMISSION (REAR) | | | | | | 144 |
| | 3 | 2 | 121-7385 | 1 | PUMP GP-TRANSMISSION | | | | | | |
| | 4 | 2 | 216-2267 | 2 | SEAL-LIP TYPE | | | | | | |
| M | 5 | 1, 3 | 8C-5748 | 7 | BOLT (M8X1.25X55-MM) | | | | | | |
| | 6 | 1 | 6K-0806 | 1 | STRAP-CABLE | | | | | | |
| | 7 | 3 | 9P-9150 | 4 | WASHER (8.25X18X0.84-MM THK) | | | | | | |
| | 8 | 2 | 275-0475 | 1 | SHAFT GP-IDLER | | | | | | |
| | | 2 | 005-0471 | 2 | CONE-BEARING | | | | | | |
| | | 2 | 274-8623 | 1 | SHAFT-REVERSE | | | | | | |
| | 9 | 2 | 275-0477 | 1 | SHAFT GP-COUNTER | | | | | | |
| | | 2 | 8T-1581 | 1 | CONE | | | | | | |
| | | 2 | 123-8907 | 1 | CONE-BEARING | | | | | | |
| | | 2 | 274-8614 | 1 | GEAR-COUNTERSHAFT | | | | | | |
| | | 2 | 274-8625 | 1 | GEAR-COUNTERSHAFT | | | | | | |
| Y | 10 | 2 | 275-0478 | 1 | SHAFT GP-OUTPUT (REAR) | | | | | | 183 |
| Y | 11 | 2 | 276-5337 | 1 | SHAFT GP-OUTPUT (FRONT) | | | | | | 184 |
| | 12 | 2 | 121-7403 | 1 | FORK-SHIFT | | | | | | |
| | 13 | 2 | 121-7404 | 1 | FORK-SHIFT | | | | | | |
| | 14 | 2 | 121-7389 | 1 | ROD AS-GEARSHIFT | | | | | | |
| | 15 | 2 | 121-7390 | 1 | ROD AS-GEARSHIFT | | | | | | |
| | 16 | 2 | 6Y-1341 | 2 | SPRING | | | | | | |
| | 17 | 2 | 014-5645 | 3 | BALL | | | | | | |
| | 18 | 1 | 9M-1974 | 3 | WASHER-HARD (8.8X16X2-MM THK) | | | | | | |
| | 19 | 1 | 7T-3109 | 1 | PIN | | | | | | |
| | 20 | 1 | 7T-3249 | 2 | SCREW (3/8-24X0.75-IN) | | | | | | |
| | 21 | 1, 2, 3 | 9S-4191 | 10 | PLUG-O RING | | | | | | |
| | 22 | 1, 2 | 127-3017 | 1 | SEAT AS | | | | | | |
| | 23 | 1 | 121-7391 | 1 | LEVER | | | | | | |
| | 24 | 1 | 175-0054 | 1 | SEAL-O-RING | | | | | | |
| | 25 | 1 | 174-9711 | 1 | GASKET | | | | | | |
| | 26 | 1 | 278-0205 | 1 | VALVE GP-SOLENOID | | | | | | |
| | | 1 | 8L-2779 | 4 | SEAL-O-RING | | | | | | |
| | | 1 | 274-4557 | 1 | PLUG-ORIFICE | | | | | | |
| | | 1 | 274-4560 | 2 | NUT-SELF LOCKING | | | | | | |
| | | 1 | 280-7009 | 2 | COIL AS | | | | | | |
| M | 28 | 1 | 9X-6615 | 4 | BOLT (M5X0.8X30-MM) | | | | | | |
| | 29 | 1 | 248-3290 | 2 | VALVE GP-SOLENOID | | | | | | |
| | 30 | 1 | 121-7396 | 1 | VALVE GP-RELIEF | | | | | | |
| Y | 31 | 1 | 147-0209 | 1 | VALVE GP-RELIEF | | | | | | 203 |
| Y | 32 | 3 | 189-5746 | 1 | SENSOR GP-SPEED (TORQUE CONVERTER OUTPUT) | | | | | | 102 |
| | 33 | 1 | 3S-2093 | 1 | STRAP-CABLE | | | | | | |
| M | 34 | 3 | 6V-8335 | 14 | BOLT-SELF-LOCKING (M10X1.5X40-MM) | | | | | | |
| M | 35 | 3 | 121-9875 | 4 | BOLT (M10X1.5X55-MM) | | | | | | |
| M | 36 | 1 | 6V-7731 | 2 | BOLT (M10X1.5X70-MM) | | | | | | |
| M | 37 | 3 | 6V-8097 | 2 | BOLT (M12X1.75X30-MM) | | | | | | |
| | 38 | 1 | 7T-3251 | 1 | BREATHER (TRANSMISSION) | | | | | | |
| | 39 | 1 | 7T-3119 | 1 | HOUSING | | | | | | |
| | 40 | 1 | 7T-3111 | 1 | COVER | | | | | | |
| | 41 | 2 | 7T-3195 | 2 | WASHER (12.3X47X6.35-MM THK) | | | | | | |
| | 42 | 1 | 6Y-2035 | 1 | GASKET | | | | | | |
| | 43 | 2 | 5P-8066 | 2 | SEAL-O-RING | | | | | | |
| | 44 | 3 | 122-1876 | 1 | TUBE | | | | | | |
| | 45 | 2 | 122-1883 | 1 | SPACER (38X45X5-MM THK) | | | | | | |
| | 46 | 2 | 122-6787 | 2 | YOKE AS | | | | | | |

POWER TRAIN

271-3774 TRANSMISSION GP-DIRECT DRIVE (contd.)

i02485609

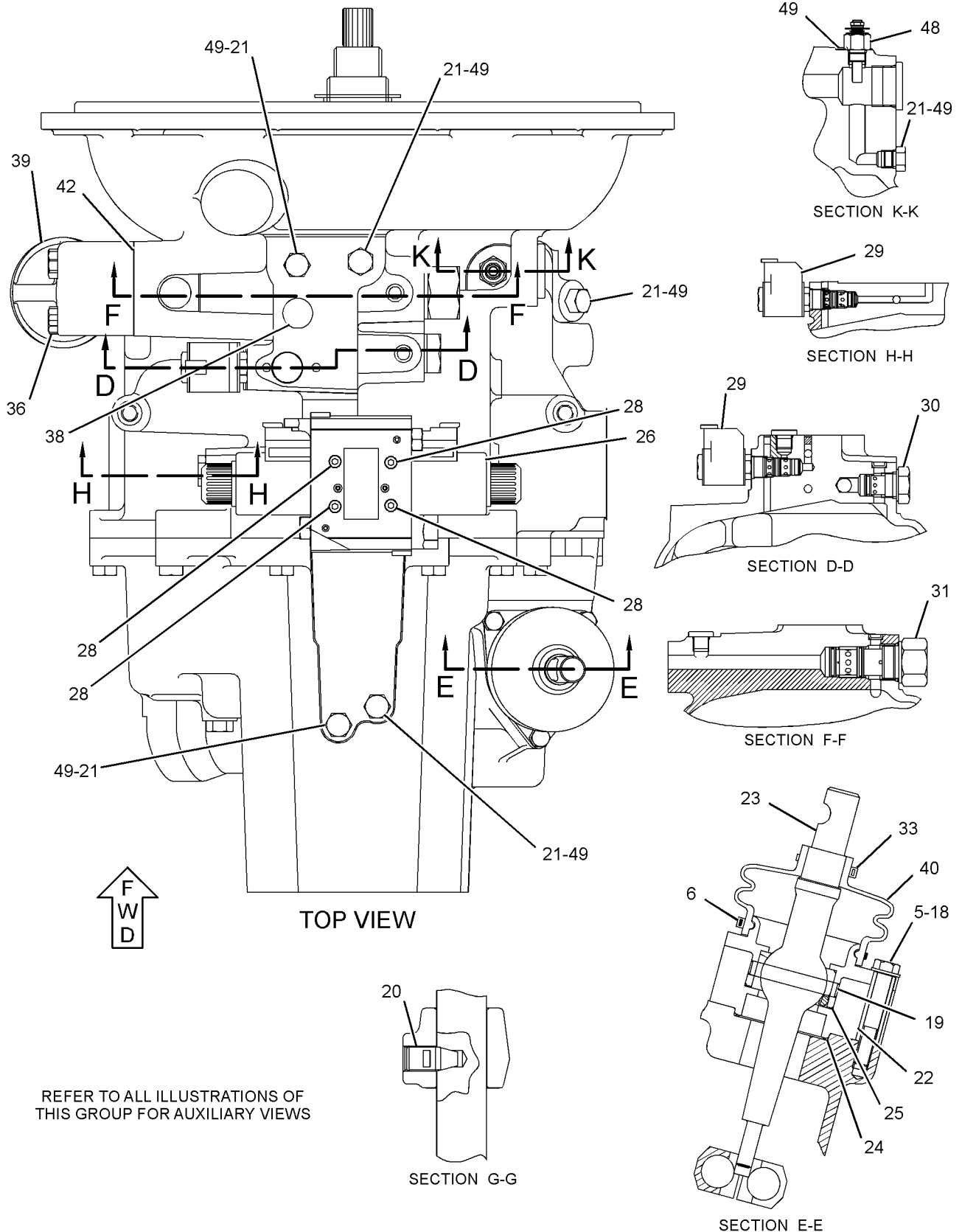
| NOTE | REF NO | GRAPHIC REF | PART NUMBER | QTY | PART NAME | | | | | | SEE PAGE |
|------|--------|-------------|-----------------|-----|---------------------------------|---|---|---|---|-------------------|----------|
| | | | | | 1 | 2 | 3 | 4 | 5 | 6 (PRODUCT LEVEL) | |
| | 47 | 3 | 6Y-1896 | 1 | PLUG AS | | | | | | |
| | 48 | 1 | 4W-9972 | 1 | SENDER AS-TEMPERATURE (12-VOLT) | | | | | | |
| | | 1 | 6V-8378 | 1 | NUT (10-32-THD) | | | | | | |
| | | 1 | 8T-0328 | 1 | WASHER-HARD (5.5X10X1-MM THK) | | | | | | |
| | | 1 | 8F-1434 | 1 | LOCKWASHER | | | | | | |
| | 49 | 1,2,3 | 3J-1907 | 11 | SEAL-O-RING | | | | | | |
| Y | 50 | 2 | 275-0476 | 1 | SHAFT GP-INPUT | | | | | | 179 |

M-METRIC PART
Y-SEPARATE ILLUSTRATION

POWER TRAIN

271-3774 TRANSMISSION GP-DIRECT DRIVE (contd.)

i02485609



REFER TO ALL ILLUSTRATIONS OF THIS GROUP FOR AUXILIARY VIEWS

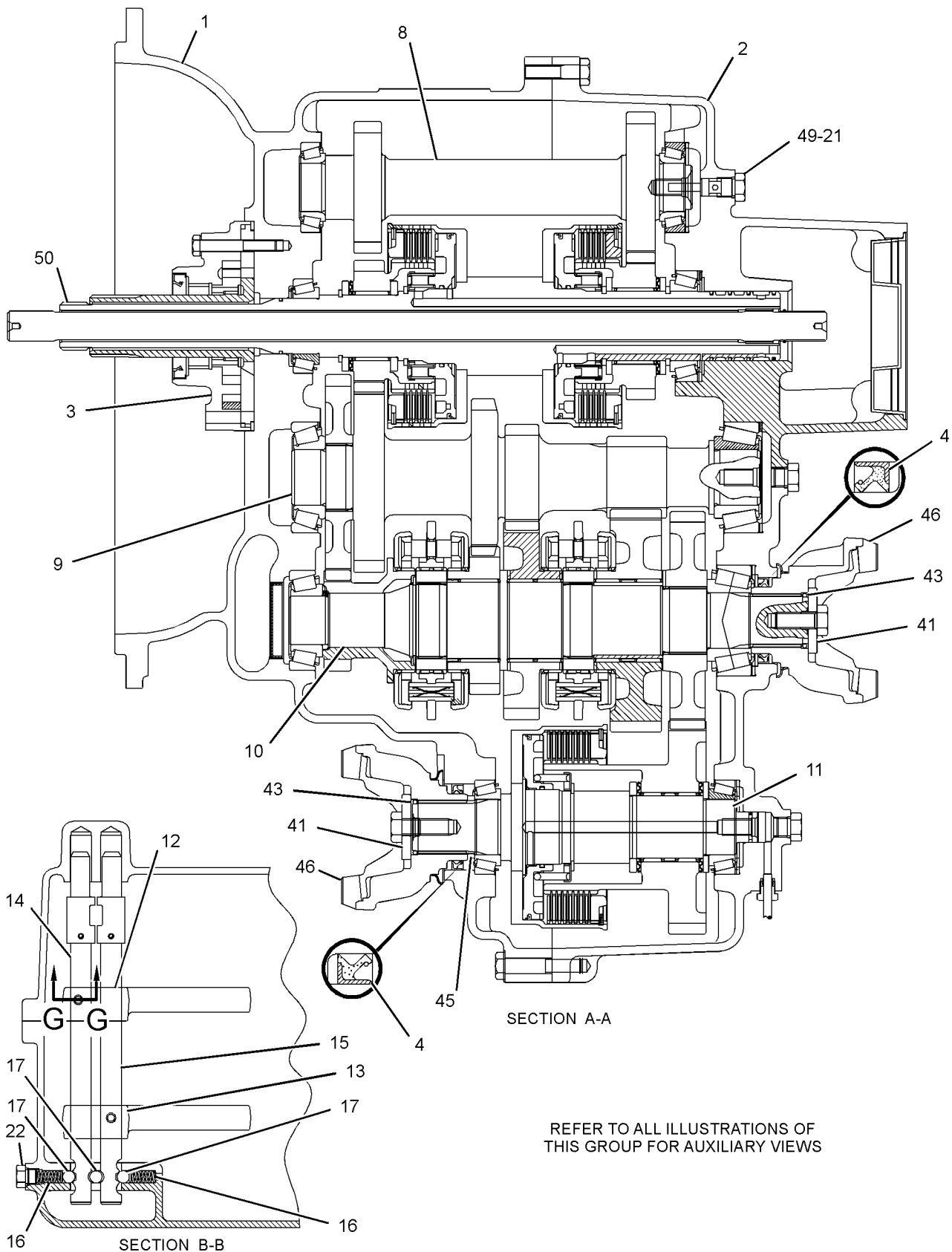
GRAPHIC #1

g01231443

POWER TRAIN

271-3774 TRANSMISSION GP-DIRECT DRIVE (contd.)

i02485609



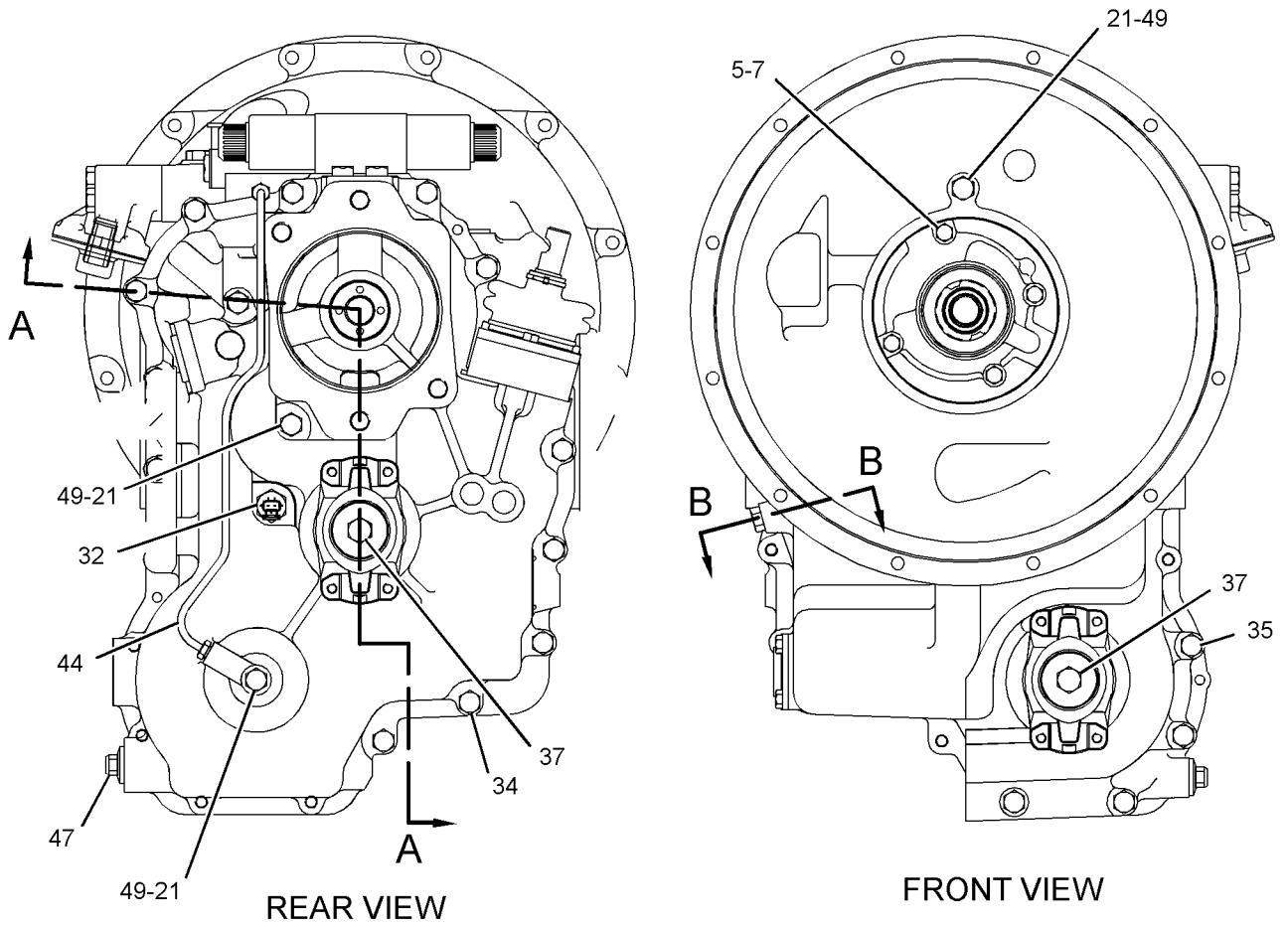
GRAPHIC #2

g01231533

POWER TRAIN

271-3774 TRANSMISSION GP-DIRECT DRIVE (contd.)

i02485609



GRAPHIC #3

<END>

g01231534

POWER TRAIN

274-8641 TRANSMISSION GP-POWER SHIFT (CHG -00, -01)

S/N: HLS1-UP

PART OF 202-6009 TRANSMISSION & MOUNTING GP
AN ATTACHMENT

SMCS-3030

i02485610

| NOTE | REF NO | GRAPHIC REF | PART NUMBER | QTY | PART NAME | | | | | | SEE PAGE |
|------|--------|-------------|-------------|-----|--|---|---|---|---|-------------------|----------|
| | | | | | 1 | 2 | 3 | 4 | 5 | 6 (PRODUCT LEVEL) | |
| | 1 | 3 | 3J-1907 | 1 | SEAL-O-RING | | | | | | |
| | 2 | 3 | 4J-0522 | 1 | SEAL-O-RING | | | | | | |
| | 3 | 3 | 4W-9972 | 1 | SENDER AS-TEMPERATURE (12-VOLT) | | | | | | |
| | | 3 | 6V-8378 | 1 | NUT (10-32-THD) | | | | | | |
| | | 3 | 8F-1434 | 1 | LOCKWASHER | | | | | | |
| | | 3 | 8T-0328 | 1 | WASHER-HARD (5.5X10X1-MM THK) | | | | | | |
| | 4 | 2 | 5P-8066 | 2 | SEAL-O-RING | | | | | | |
| B | 5 | 2 | 6T-9163 | 2 | SHIM (0.599-MM THK) | | | | | | |
| B | 6 | 2 | 6T-9164 | 2 | SHIM (0.178-MM THK) | | | | | | |
| B | 7 | 2 | 6T-9165 | 2 | SHIM (0.076-MM THK) | | | | | | |
| B | 8 | 2 | 6T-9166 | 2 | SHIM (0.051-MM THK) | | | | | | |
| | 9 | 3 | 6T-9202 | 2 | PLUG | | | | | | |
| M | 10 | 1,3 | 6V-5215 | 2 | BOLT (M8X1.25X16-MM) | | | | | | |
| M | 11 | 1,4 | 6V-5842 | 16 | BOLT (M10X1.5X40-MM) | | | | | | |
| M | 12 | 2 | 6V-8097 | 2 | BOLT (M12X1.75X30-MM) | | | | | | |
| | 13 | 1 | 6Y-1896 | 1 | PLUG AS | | | | | | |
| | 14 | 2 | 7T-2646 | 2 | SPACER (66X79.5X2.02-MM THK) | | | | | | |
| | 15 | 3 | 7T-2651 | 1 | STRAINER (SUCTION) | | | | | | |
| | 16 | 2 | 7T-3195 | 2 | WASHER (12.3X47X6.35-MM THK) | | | | | | |
| | 17 | 1 | 7T-3251 | 1 | BREATHER (TRANSMISSION) | | | | | | |
| | 18 | 1 | 7T-3253 | 2 | DOWEL | | | | | | |
| | 19 | 2,3 | 7W-3556 | 12 | WASHER (14.27X20.57X1.5-MM THK) | | | | | | |
| | 20 | 2 | 7X-4741 | 1 | SEAL | | | | | | |
| M | 21 | 2 | 8C-5748 | 4 | BOLT (M8X1.25X55-MM) | | | | | | |
| M | 22 | 1 | 8C-8545 | 2 | BOLT-SOCKET HEAD (M5X0.8X20) | | | | | | |
| M | 23 | 4 | 8T-0271 | 2 | BOLT-SOCKET HEAD (M10X1.5X35-MM) | | | | | | |
| M | 24 | 1 | 8T-0643 | 1 | BOLT (M10X1.5X80-MM) | | | | | | |
| | 25 | 2 | 9P-9150 | 4 | WASHER (8.25X18X0.84-MM THK) | | | | | | |
| | 26 | 3 | 9W-5460 | 1 | RING | | | | | | |
| M | 27 | 4 | 9X-6615 | 12 | BOLT (M5X0.8X30-MM) | | | | | | |
| B | 28 | 1 | 104-3288 | 2 | SHIM (0.05-MM THK) | | | | | | |
| | 29 | 3 | 106-9861 | 1 | PLATE-COVER | | | | | | |
| | 30 | 1 | 117-1385 | 1 | SEAL-O-RING | | | | | | |
| | 31 | 1 | 120-9762 | 5 | SEAL-O-RING | | | | | | |
| B | 32 | 1 | 121-2059 | 2 | SHIM (0.08-MM THK) | | | | | | |
| B | 33 | 1 | 121-2060 | 2 | SHIM (0.18-MM THK) | | | | | | |
| B | 34 | 1 | 121-2061 | 2 | SHIM (0.6-MM THK) | | | | | | |
| | 35 | 2 | 121-7385 | 1 | PUMP GP-TRANSMISSION | | | | | | |
| | 36 | 3 | 121-7396 | 1 | VALVE GP-RELIEF (TORQUE CONVERTER INLET) | | | | | | |
| | | 1 | 6V-4589 | 1 | SEAL-O-RING | | | | | | |
| | | 1 | 8L-2746 | 1 | SEAL-O-RING | | | | | | |
| | 37 | 2 | 121-7398 | 1 | SPACER (70X79.5X2-MM THK) | | | | | | |
| B | 38 | 2 | 121-7399 | 1 | SHIM (0.05-MM THK) | | | | | | |
| B | 39 | 2 | 121-7400 | 1 | SHIM (0.08-MM THK) | | | | | | |
| B | 40 | 2 | 121-7401 | 1 | SHIM (0.18-MM THK) | | | | | | |
| B | 41 | 2 | 121-7402 | 1 | SHIM (0.6-MM THK) | | | | | | |
| | 42 | 1 | 122-1879 | 2 | SPACER (58X67.5X2-MM THK) | | | | | | |
| | 43 | 1 | 122-1883 | 1 | SPACER (38X45X5-MM THK) | | | | | | |
| | 44 | 2 | 122-6787 | 2 | YOKE AS | | | | | | |
| | | | | | (EACH INCLUDES) | | | | | | |
| | | 1 | 123-1377 | 1 | GUARD | | | | | | |
| | 45 | 2 | 147-0201 | 1 | TUBE AS | | | | | | |
| Y | 46 | 3 | 147-0209 | 1 | VALVE GP-RELIEF (PUMP PRESSURE) | | | | | | 203 |
| | 47 | 4 | 147-0211 | 1 | ELBOW AS | | | | | | |
| | | 4 | 3G-6927 | 1 | ADAPTER | | | | | | |

POWER TRAIN

274-8641 TRANSMISSION GP-POWER SHIFT (contd.)

i02485610

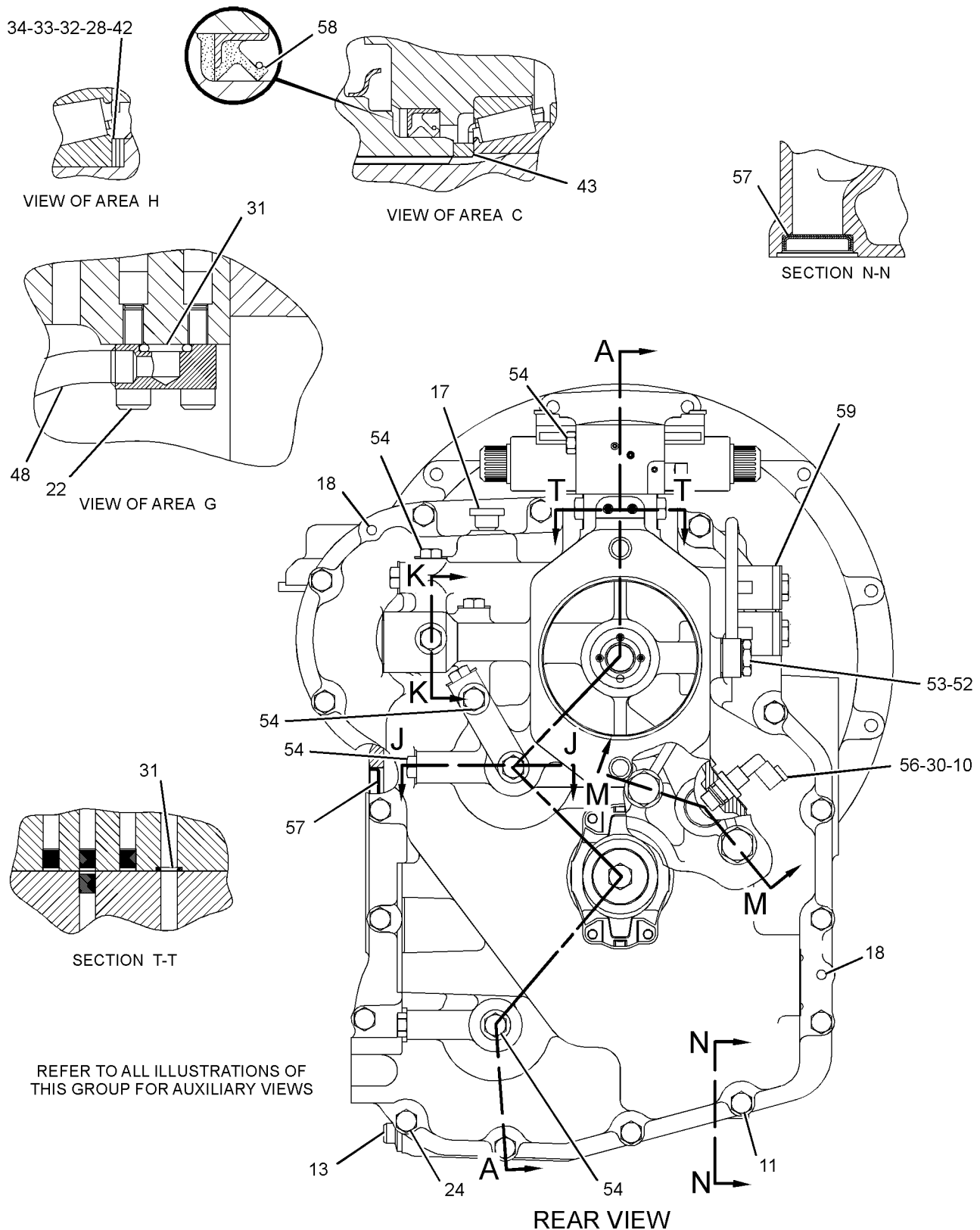
| NOTE | REF NO | GRAPHIC REF | PART NUMBER | QTY | PART NAME | | | | | | SEE PAGE |
|------|--------|-------------|-----------------|-----|--|---|---|---|---|-------------------|----------|
| | | | | | 1 | 2 | 3 | 4 | 5 | 6 (PRODUCT LEVEL) | |
| | 48 | 1 | 147-0218 | 1 | TUBE AS-TRANSFER | | | | | | |
| | 49 | 3 | 147-0226 | 1 | TUBE AS | | | | | | |
| | 50 | 2,3 | 147-0234 | 6 | BOLT (9/16-18X0.83-IN) | | | | | | |
| | 51 | 3 | 147-0236 | 1 | TUBE AS-TRANSFER | | | | | | |
| | 52 | 1,3 | 147-0262 | 4 | WASHER (19.1X24.1X1.5-MM THK) | | | | | | |
| | 53 | 1,3 | 147-0266 | 2 | BOLT (3/4-16X1.417-IN) | | | | | | |
| | 54 | 1,3,4 | 148-8407 | 15 | PLUG AS | | | | | | |
| | | | | | (EACH INCLUDES) | | | | | | |
| | | 1,3,4 | 3J-1907 | 1 | SEAL-O-RING | | | | | | |
| | | 1,3,4 | 9S-4191 | 1 | PLUG-O RING | | | | | | |
| | 55 | 4 | 150-7732 | 2 | SEAL-O-RING | | | | | | |
| | 56 | 1 | 191-8304 | 1 | SENSOR GP-SPEED (TRANSMISSION OUTPUT) | | | | | | |
| | 57 | 1,4 | 205-9244 | 4 | PLUG | | | | | | |
| | 58 | 1 | 216-2267 | 2 | SEAL-LIP TYPE | | | | | | |
| | 59 | 1 | 248-3290 | 2 | VALVE GP-SOLENOID (ALL WHEEL DRIVE, CLUTCH ONE) | | | | | | |
| | 60 | 2 | 274-4554 | 1 | CASE AS-FRONT | | | | | | |
| | 61 | 2,4 | 274-4556 | 3 | PLUG AS | | | | | | |
| | | 2,4 | 8L-2786 | 1 | SEAL-O-RING | | | | | | |
| | | 2,4 | 9S-4185 | 1 | PLUG | | | | | | |
| Y | 62 | 3 | 274-4561 | 1 | SHAFT GP-IDLER | | | | | | 175 |
| | 63 | 2 | 274-4569 | 1 | CASE AS-REAR | | | | | | |
| Y | 64 | 2 | 274-4578 | 1 | SHAFT GP-INPUT | | | | | | 177 |
| Y | 65 | 2 | 274-4580 | 1 | SHAFT GP-COUNTER | | | | | | 172 |
| Y | 66 | 2 | 274-4582 | 1 | SHAFT GP-OUTPUT (MAIN) | | | | | | 181 |
| | 67 | 2 | 278-0205 | 1 | VALVE GP-SOLENOID (FORWARD) | | | | | | |
| | | 1 | 8L-2779 | 4 | SEAL-O-RING | | | | | | |
| | | 1 | 274-4557 | 1 | PLUG-ORIFICE | | | | | | |
| | | 1 | 274-4560 | 2 | NUT-SELF LOCKING | | | | | | |
| | | 1 | 280-7009 | 2 | COIL AS | | | | | | |
| | 68 | 2 | 278-0209 | 1 | VALVE GP-SOLENOID (REVERSE) | | | | | | |
| | 69 | 2 | 278-0213 | 1 | VALVE GP-SOLENOID (CLUTCH) | | | | | | |
| Y | 70 | 2 | 280-7007 | 1 | SHAFT GP-OUTPUT | | | | | | 185 |

B-USE AS REQUIRED
M-METRIC PART
Y-SEPARATE ILLUSTRATION

POWER TRAIN

274-8641 TRANSMISSION GP-POWER SHIFT (contd.)

i02485610



GRAPHIC #1

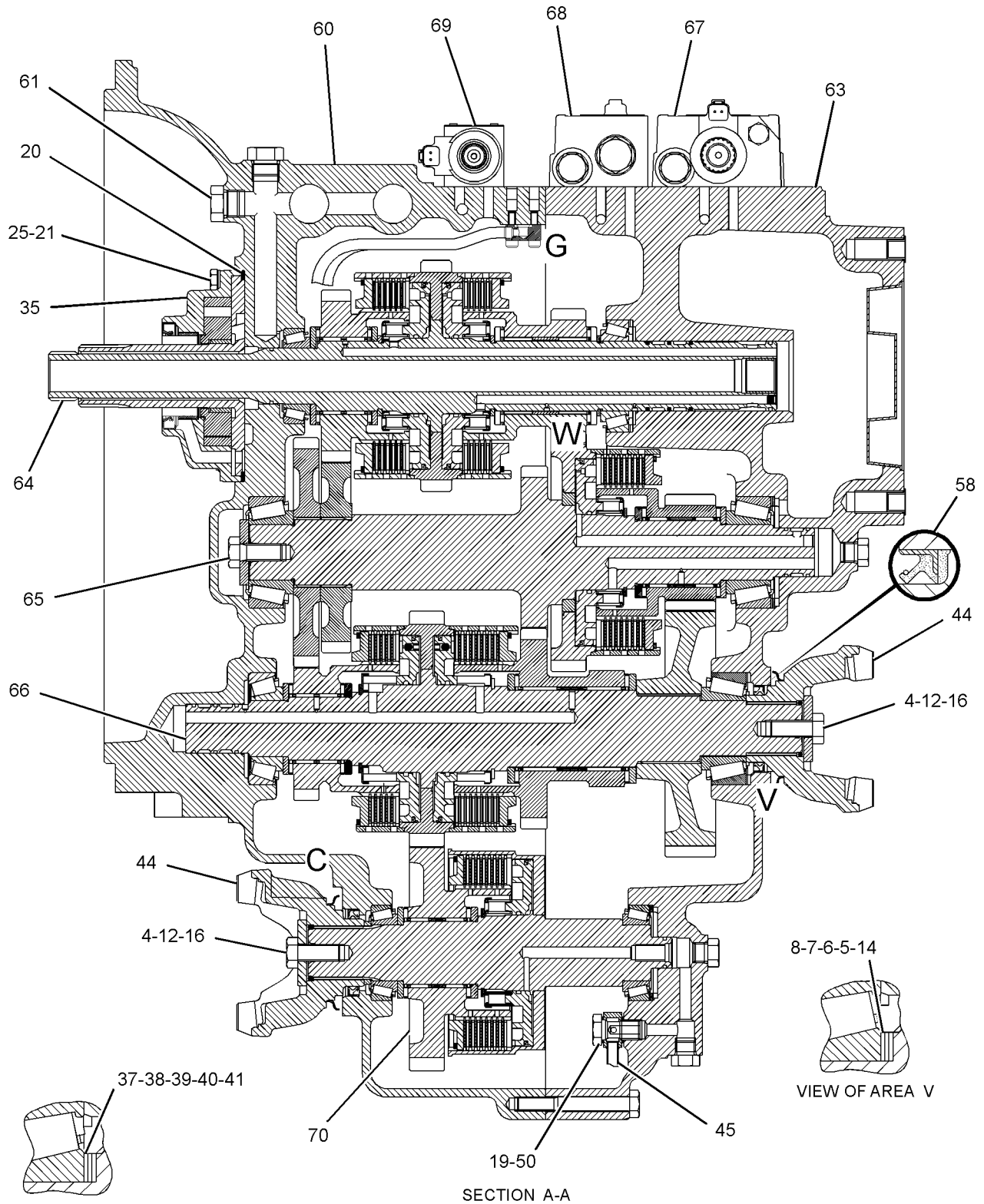
g01216562

POWER TRAIN

274-8641 TRANSMISSION GP-POWER SHIFT (contd.)

i02485610

REFER TO ALL ILLUSTRATIONS OF THIS GROUP FOR AUXILIARY VIEWS



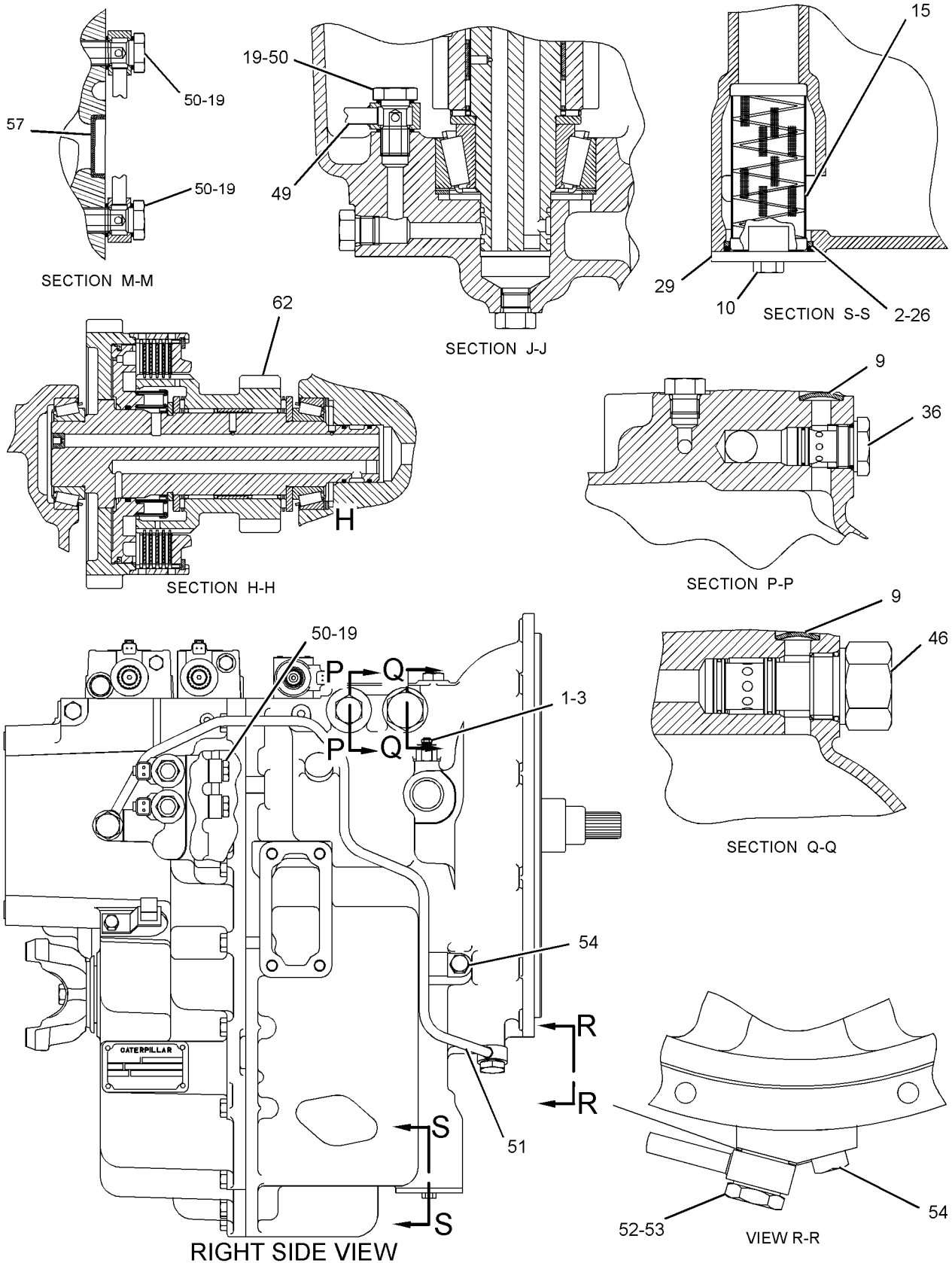
GRAPHIC #2

g01216481

POWER TRAIN

274-8641 TRANSMISSION GP-POWER SHIFT (contd.)

i02485610



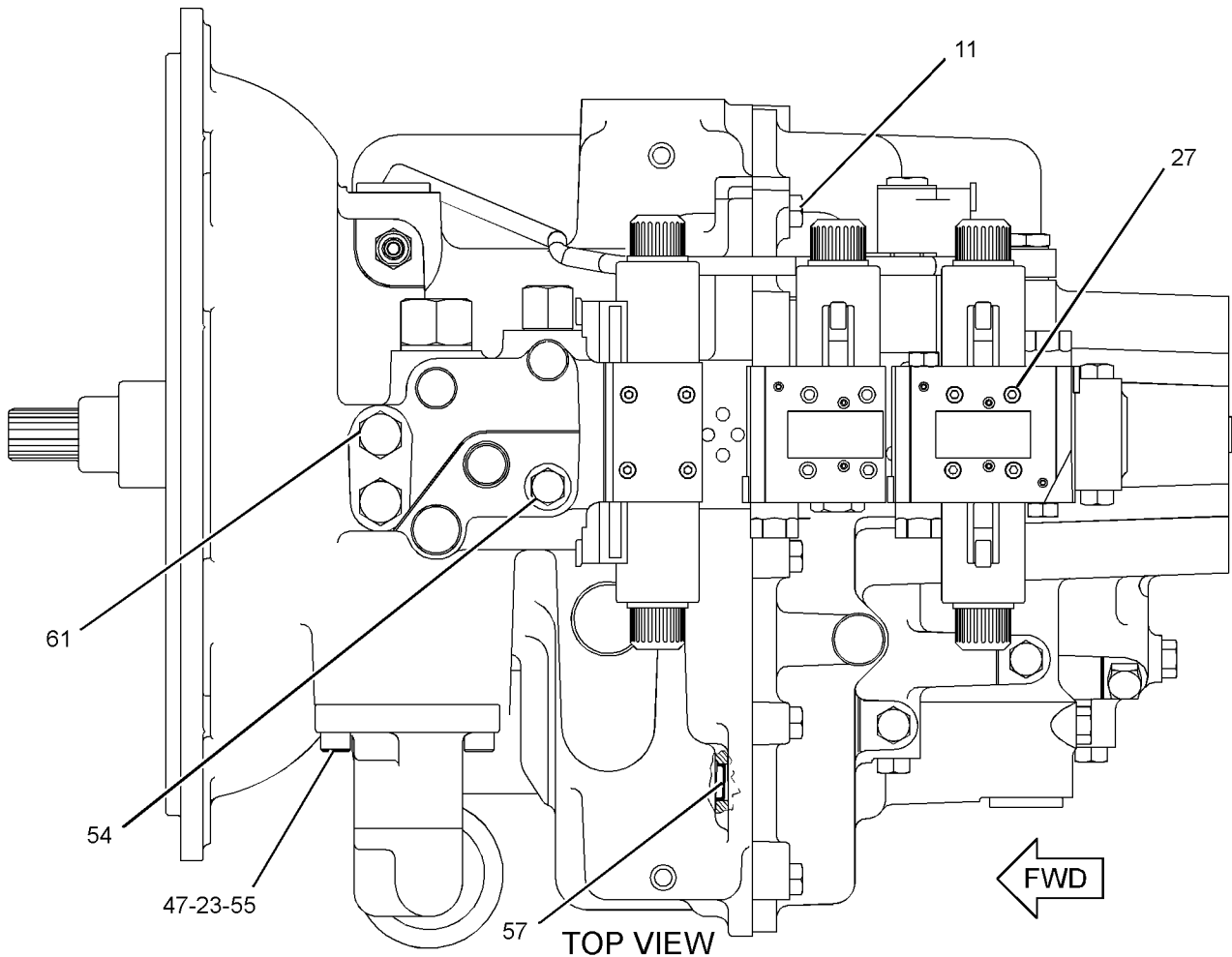
GRAPHIC #3

g01216605

POWER TRAIN

274-8641 TRANSMISSION GP-POWER SHIFT (contd.)

i02485610



GRAPHIC #4

<END>

g01216654

POWER TRAIN

256-0545 VALVE & LINES GP-SOLENOID-DIFFERENTIAL LOCK

(CHG -00 THRU -04)

S/N: HLS1-UP

PART OF 216-3316 POWER TRAIN AR

AN ATTACHMENT

SMCS-5057, 5479

i02445201

| NOTE | REF NO | GRAPHIC REF | PART NUMBER | QTY | PART NAME | | | | | | SEE PAGE |
|------|--------|-------------|-------------|-----|---|---|---|---|---|-------------------|----------|
| | | | | | 1 | 2 | 3 | 4 | 5 | 6 (PRODUCT LEVEL) | |
| | 1 | 1 | 150-3033 | 1 | ELBOW AS | | | | | | |
| | | 1 | 3J-1907 | 1 | SEAL-O-RING | | | | | | |
| | | 1 | 4J-5477 | 1 | SEAL-O-RING | | | | | | |
| | | 1 | 8T-0164 | 1 | ELBOW | | | | | | |
| Y | 2 | 1 | 233-7132 | 1 | VALVE & MTG GP-SOLENOID (DIFFERENTIAL LOCK) | | | | | | 202 |
| | 3 | 1 | 151-4841 | 2 | BLOCK | | | | | | |
| I | 4 | 1 | 256-0548 | 2 | HOSE AS | | | | | | |
| I | 5 | 1 | 256-0549 | 1 | HOSE AS | | | | | | |
| | 6 | 1 | 148-8368 | 3 | ELBOW AS | | | | | | |
| | | | | | (EACH INCLUDES) | | | | | | |
| | | 1 | 3J-1907 | 1 | SEAL-O-RING | | | | | | |
| | | 1 | 4J-5477 | 1 | SEAL-O-RING | | | | | | |
| | | 1 | 6V-8627 | 1 | ELBOW | | | | | | |
| | 7 | 1 | 8T-4121 | 4 | WASHER-HARD (11X21X2.5-MM THK) | | | | | | |
| M | 8 | 1 | 8T-5005 | 2 | BOLT (M10X1.5X70-MM) | | | | | | |
| | 9 | 1 | 7K-1181 | 2 | STRAP-CABLE | | | | | | |
| | 10 | 1 | 285-3557 | 1 | PLATE AS | | | | | | |
| M | 11 | 1 | 8T-4137 | 2 | BOLT (M10X1.5X20-MM) | | | | | | |

I-REFER TO HYDRAULIC INFORMATION SYSTEM

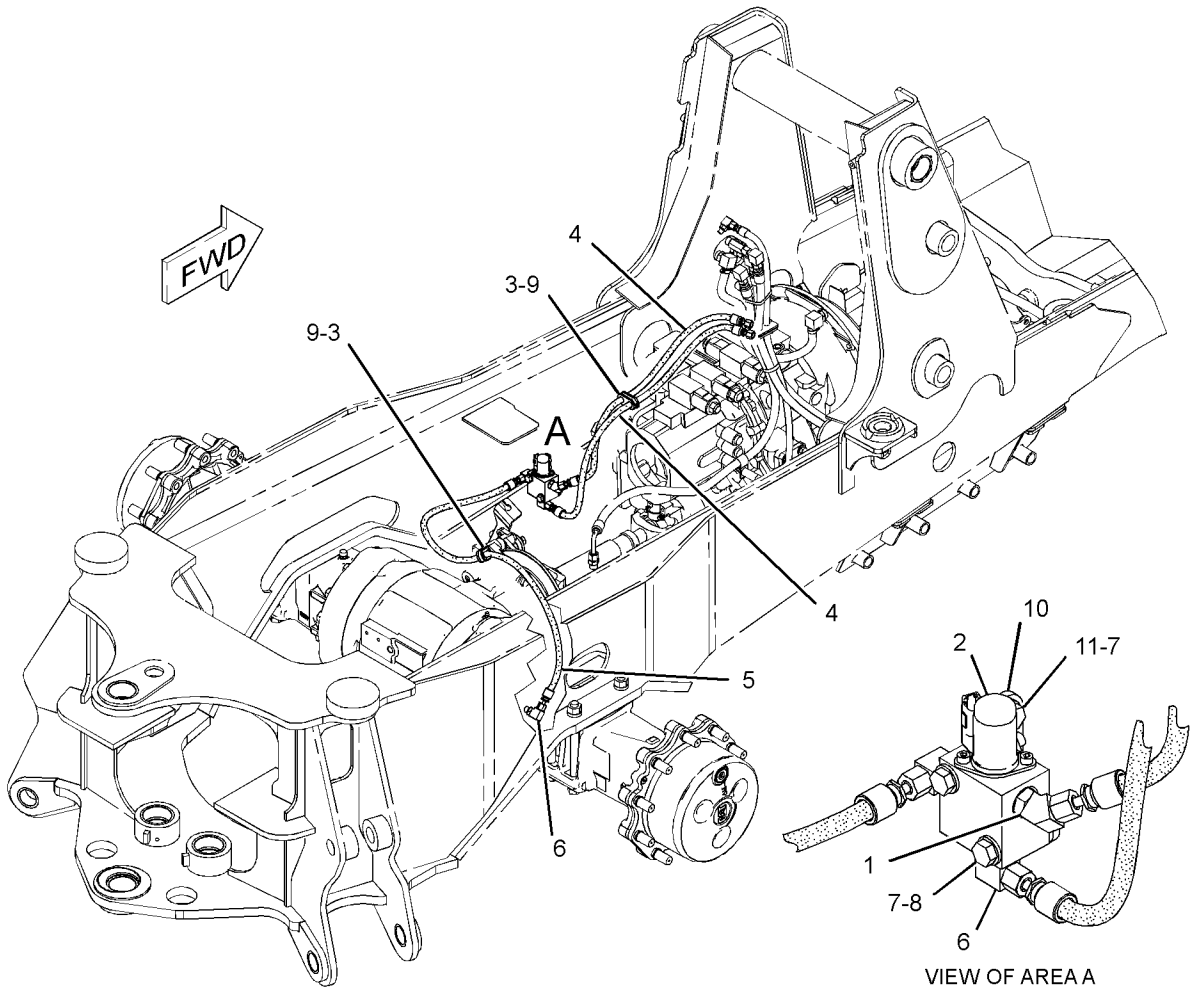
M-METRIC PART

Y-SEPARATE ILLUSTRATION

POWER TRAIN

256-0545 VALVE & LINES GP-SOLENOID (contd.)

i02445201



GRAPHIC #1

<END>

g01234223

POWER TRAIN

233-7132 VALVE & MTG GP-SOLENOID (CHG -00 THRU -02)

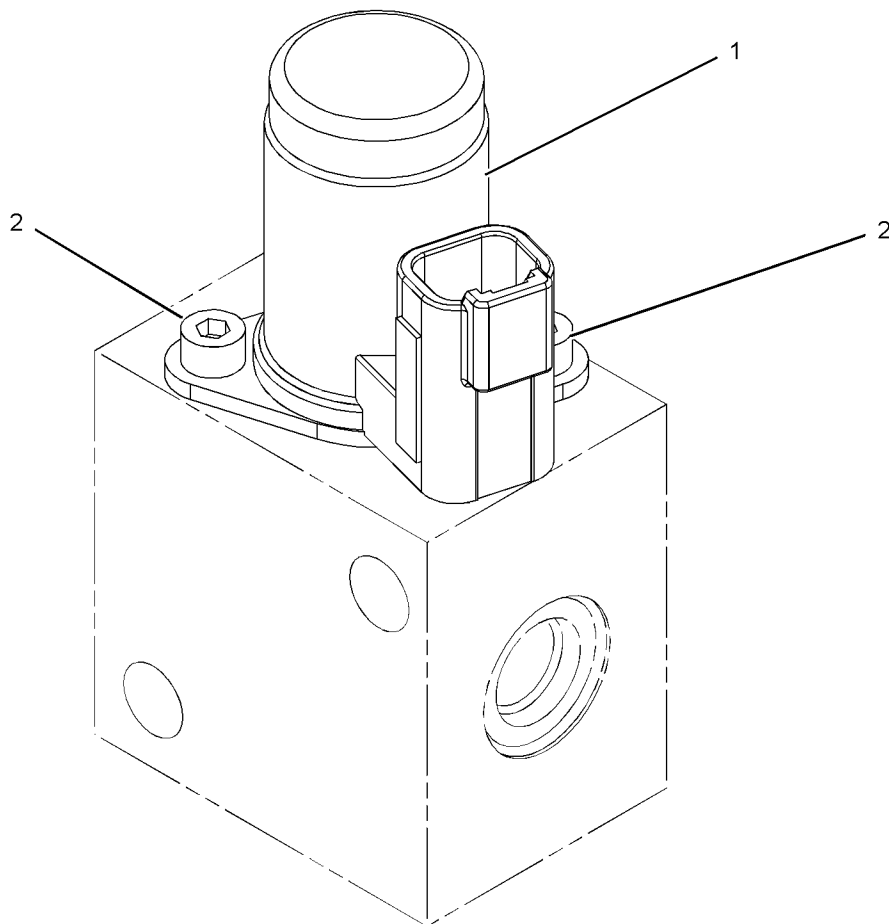
S/N: HLS1-UP

PART OF 256-0545 VALVE & LINES GP-SOLENOID
AN ATTACHMENT

SMCS-5479

i02384296

| NOTE | REF NO | GRAPHIC REF | PART NUMBER | QTY | PART NAME | | | | | | SEE PAGE |
|---|--------|-------------|-------------|-----|--------------------------------|---|---|---|---|-------------------|----------|
| | | | | | 1 | 2 | 3 | 4 | 5 | 6 (PRODUCT LEVEL) | |
| J | 1 | 1 | 220-3398 | 1 | VALVE GP-SOLENOID | | | | | | |
| M | 2 | 1 | 096-5968 | 2 | BOLT-SOCKET HEAD (M5X0.8X8-MM) | | | | | | |
| AVAILABLE REPAIR KIT(S): | | | | | | | | | | | |
| J | | | 250-8330 | 1 | KIT-SEAL (INCLUDES RINGS) | | | | | | |
| J-KIT MARKED J AVAILABLE FOR PART MARKED J M-METRIC PART | | | | | | | | | | | |



GRAPHIC #1

<END>

g01240121

POWER TRAIN

147-0209 VALVE GP-RELIEF (CHG -00)

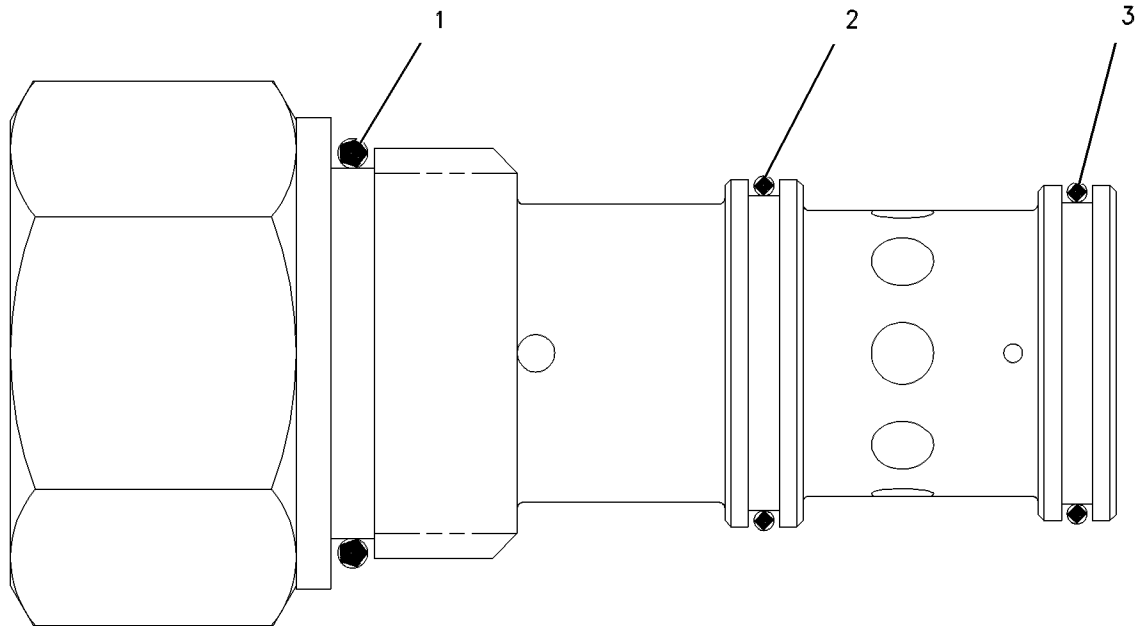
S/N: HLS1-UP

PART OF 271-3774 TRANSMISSION GP-DIRECT DRIVE, 274-8641 TRANSMISSION
GP-POWER SHIFT
AN ATTACHMENT

SMCS-3133, 3182, 3210, 3213

i01980265

| NOTE | REF NO | GRAPHIC REF | PART NUMBER | QTY | PART NAME | | | | | | SEE PAGE |
|------|--------|-------------|-------------|-----|-------------|---|---|---|---|-------------------|----------|
| | | | | | 1 | 2 | 3 | 4 | 5 | 6 (PRODUCT LEVEL) | |
| | 1 | 1 | 7X-4744 | 1 | SEAL-O-RING | | | | | | |
| | 2 | 1 | 6V-9178 | 1 | SEAL-O-RING | | | | | | |
| | 3 | 1 | 106-9586 | 1 | SEAL-O-RING | | | | | | |



GRAPHIC #1

<END>

g00304718

POWER TRAIN

6D-0337 VALVE GP-TIRE (CHG -02)

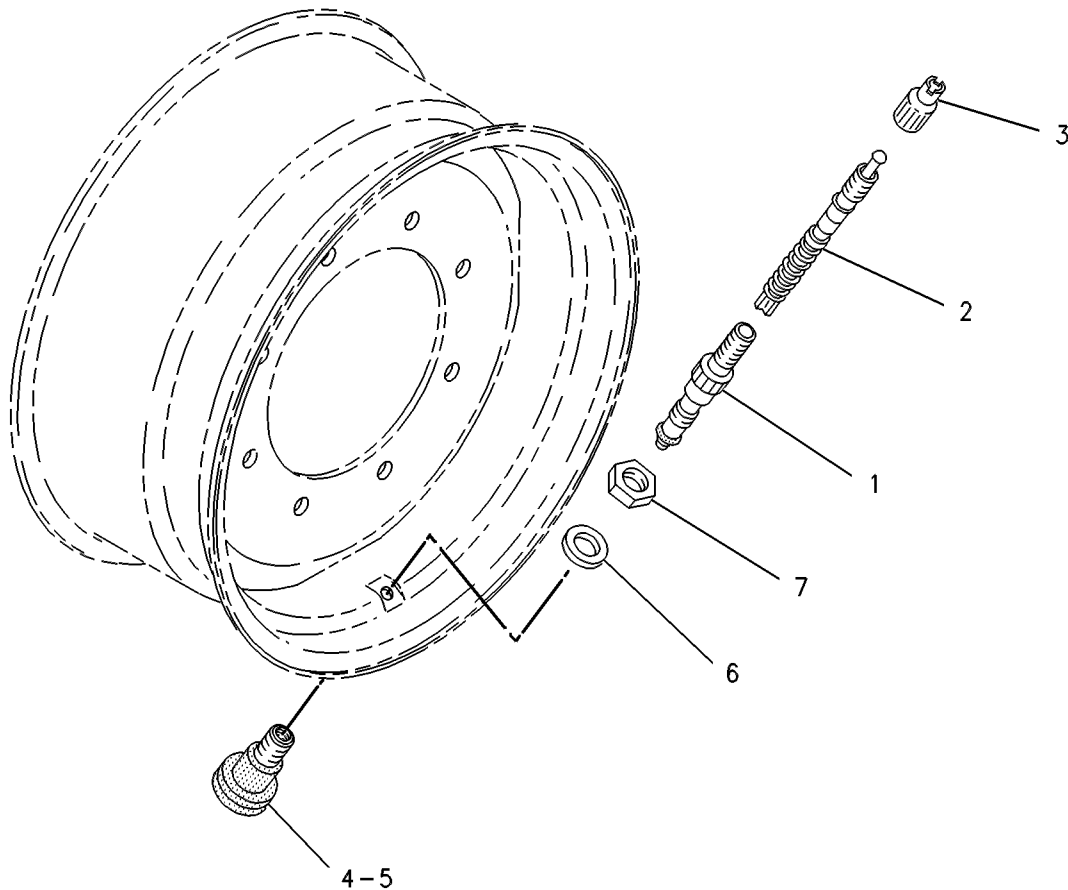
S/N: HLS1-UP

PART OF 201-1920 VALVE GP-TIRE
AN ATTACHMENT

SMCS-4203

i02126852

| NOTE | REF NO | GRAPHIC REF | PART NUMBER | QTY | PART NAME | | | | | | SEE PAGE |
|------|--------|-------------|-------------|-----|--------------------|---|---|---|---|-------------------|----------|
| | | | | | 1 | 2 | 3 | 4 | 5 | 6 (PRODUCT LEVEL) | |
| | 1 | 1 | 6D-0443 | 1 | HOUSING AS-CORE | | | | | | |
| | 2 | 1 | 2D-2628 | 1 | CORE-VALVE | | | | | | |
| | 3 | 1 | 2D-2633 | 1 | CAP | | | | | | |
| | 4 | 1 | 8D-2707 | 1 | SPUD AS | | | | | | |
| | 5 | 1 | 2D-2629 | 1 | GROMMET | | | | | | |
| | 6 | 1 | 2D-2630 | 1 | WASHER | | | | | | |
| | 7 | 1 | 2D-2631 | 1 | NUT (0.482-26-THD) | | | | | | |



GRAPHIC #1

<END>

g00121904

POWER TRAIN

201-1920 VALVE GP-TIRE (CHG -00)

S/N: HLS1-UP

PART OF 201-1863, 201-1864, 201-1875, 201-1876, 201-1878, 201-1882,
201-1883, 201-1911, 201-1912, 201-1942, 201-1943 WHEEL & TIRE GP
AN ATTACHMENT

SMCS-4203

i02126869

| NOTE | PART NUMBER | QTY | PART NAME | | | | | | SEE PAGE |
|-------------------------|-------------|-----|---------------|---|---|---|---|-------------------|----------|
| | | | 1 | 2 | 3 | 4 | 5 | 6 (PRODUCT LEVEL) | |
| Y | 6D-0337 | 1 | VALVE GP-TIRE | | | | | | 204 |
| Y-SEPARATE ILLUSTRATION | | | | | | | | | |
| <END> | | | | | | | | | |

201-1918 WHEEL & TIRE AR (CHG -00)

S/N: HLS1-UP

TWO WHEEL STEER OR ALL WHEEL STEER, FOUR WHEEL DRIVE
AN ATTACHMENT

SMCS-4201, 4202, 4203, 4208, 4209

i01685047

| NOTE | PART NUMBER | QTY | PART NAME | | | | | | SEE PAGE |
|-------------------------|-------------|-----|-------------------------|---|---|---|---|-------------------|----------|
| | | | 1 | 2 | 3 | 4 | 5 | 6 (PRODUCT LEVEL) | |
| Y | 201-1874 | 1 | WHEEL & TIRE GP (FRONT) | | | | | | 207 |
| Y | 201-1913 | 1 | WHEEL & TIRE GP (REAR) | | | | | | 211 |
| Y-SEPARATE ILLUSTRATION | | | | | | | | | |
| <END> | | | | | | | | | |

201-1923 WHEEL & TIRE AR (CHG -00)

S/N: HLS1-UP

AN ATTACHMENT

SMCS-4201, 4202, 4203, 4208, 4209

i01589996

| NOTE | PART NUMBER | QTY | PART NAME | | | | | | SEE PAGE |
|-------------------------|-------------|-----|-------------------------|---|---|---|---|-------------------|----------|
| | | | 1 | 2 | 3 | 4 | 5 | 6 (PRODUCT LEVEL) | |
| Y | 201-1862 | 1 | WHEEL & TIRE GP (FRONT) | | | | | | 206 |
| Y | 201-1881 | 1 | WHEEL & TIRE GP (REAR) | | | | | | 209 |
| Y-SEPARATE ILLUSTRATION | | | | | | | | | |
| <END> | | | | | | | | | |

201-1925 WHEEL & TIRE AR (CHG -00)

S/N: HLS1-UP

TWO WHEEL DRIVE
AN ATTACHMENT

SMCS-4201, 4202, 4203, 4208, 4209

i01685065

| NOTE | PART NUMBER | QTY | PART NAME | | | | | | SEE PAGE |
|-------------------------|-------------|-----|-------------------------|---|---|---|---|-------------------|----------|
| | | | 1 | 2 | 3 | 4 | 5 | 6 (PRODUCT LEVEL) | |
| Y | 201-1877 | 1 | WHEEL & TIRE GP (FRONT) | | | | | | 208 |
| Y | 201-1913 | 1 | WHEEL & TIRE GP (REAR) | | | | | | 211 |
| Y-SEPARATE ILLUSTRATION | | | | | | | | | |
| <END> | | | | | | | | | |

POWER TRAIN

201-1940 WHEEL & TIRE AR-2-WHEEL DRIVE, BIAS FLOTATION (CHG -00)

S/N: HLS1-UP
AN ATTACHMENT

SMCS-4201, 4202, 4203, 4208, 4209

i02110529

| NOTE | PART NUMBER | QTY | PART NAME | | | | | | SEE PAGE |
|------|-------------|-----|-------------------------|---|---|---|---|-------------------|----------|
| | | | 1 | 2 | 3 | 4 | 5 | 6 (PRODUCT LEVEL) | |
| Y | 201-1874 | 1 | WHEEL & TIRE GP (FRONT) | | | | | | 207 |
| Y | 201-1941 | 1 | WHEEL & TIRE GP (REAR) | | | | | | 211 |

Y-SEPARATE ILLUSTRATION

<END>

201-1954 WHEEL & TIRE AR (CHG -00)

S/N: HLS1-UP
FOUR WHEEL DRIVE, TWO WHEEL STEER OR ALL WHEEL STEER
AN ATTACHMENT

SMCS-4201, 4202, 4203, 4208, 4209

i01684120

| NOTE | PART NUMBER | QTY | PART NAME | | | | | | SEE PAGE |
|------|-------------|-----|-------------------------|---|---|---|---|-------------------|----------|
| | | | 1 | 2 | 3 | 4 | 5 | 6 (PRODUCT LEVEL) | |
| Y | 201-1862 | 1 | WHEEL & TIRE GP (FRONT) | | | | | | 206 |
| Y | 201-1913 | 1 | WHEEL & TIRE GP (REAR) | | | | | | 211 |

Y-SEPARATE ILLUSTRATION

<END>

201-1862 WHEEL & TIRE GP-FRONT (CHG -00)

S/N: HLS1-UP
PART OF 201-1923, 201-1954 WHEEL & TIRE AR
AN ATTACHMENT

SMCS-4201, 4202, 4203, 4208, 4209

i02242350

| NOTE | PART NUMBER | QTY | PART NAME | | | | | | SEE PAGE |
|------|-------------|-----|-----------------------------|---|---|---|---|-------------------|----------|
| | | | 1 | 2 | 3 | 4 | 5 | 6 (PRODUCT LEVEL) | |
| Y | 201-1863 | 1 | WHEEL & TIRE GP (LH) | | | | | | 207 |
| Y | 201-1864 | 1 | WHEEL & TIRE GP (FRONT, RH) | | | | | | 207 |
| | 201-1915 | 1 | MOUNTING GP-WHEEL (FRONT) | | | | | | |
| | 8T-5439 | 16 | WASHER (21.5X45X6-MM THK) | | | | | | |
| M | 201-1919 | 16 | NUT (M20X1.5-THD) | | | | | | |

M-METRIC PART

Y-SEPARATE ILLUSTRATION

<END>

POWER TRAIN

201-1863 WHEEL & TIRE GP-LH (CHG -00 THRU -02)

S/N: HLS1-UP

PART OF 201-1862 WHEEL & TIRE GP
AN ATTACHMENT

SMCS-4201, 4202, 4203, 4208, 4209

i02242351

| NOTE | PART NUMBER | QTY | PART NAME | | | | | | SEE PAGE |
|-------------------------|-------------|-----|------------------|---|---|---|---|-------------------|----------|
| | | | 1 | 2 | 3 | 4 | 5 | 6 (PRODUCT LEVEL) | |
| Y | 201-1920 | 1 | VALVE GP-TIRE | | | | | | 205 |
| | 112-9338 | 1 | TIRE (340/80R18) | | | | | | |
| | 202-6186 | 1 | WHEEL AS (FRONT) | | | | | | |
| Y-SEPARATE ILLUSTRATION | | | | | | | | | |
| <END> | | | | | | | | | |

201-1864 WHEEL & TIRE GP-RH (CHG -00, -01)

S/N: HLS1-UP

PART OF 201-1862 WHEEL & TIRE GP
AN ATTACHMENT

SMCS-4201, 4202, 4203, 4208, 4209

i02242352

| NOTE | PART NUMBER | QTY | PART NAME | | | | | | SEE PAGE |
|-------------------------|-------------|-----|------------------|---|---|---|---|-------------------|----------|
| | | | 1 | 2 | 3 | 4 | 5 | 6 (PRODUCT LEVEL) | |
| Y | 201-1920 | 1 | VALVE GP-TIRE | | | | | | 205 |
| | 112-9338 | 1 | TIRE (340/80R18) | | | | | | |
| | 202-6186 | 1 | WHEEL AS (FRONT) | | | | | | |
| Y-SEPARATE ILLUSTRATION | | | | | | | | | |
| <END> | | | | | | | | | |

201-1874 WHEEL & TIRE GP-FRONT (CHG -00, 201-1915-02)

S/N: HLS1-UP

PART OF 201-1918, 201-1940 WHEEL & TIRE AR
AN ATTACHMENT

SMCS-4201, 4202, 4203, 4208, 4209

i02242353

| NOTE | PART NUMBER | QTY | PART NAME | | | | | | SEE PAGE |
|--|-------------|-----|------------------------------|---|---|---|---|-------------------|----------|
| | | | 1 | 2 | 3 | 4 | 5 | 6 (PRODUCT LEVEL) | |
| Y | 201-1875 | 1 | WHEEL & TIRE GP (LH) | | | | | | 208 |
| Y | 201-1876 | 1 | WHEEL & TIRE GP (RH) | | | | | | 208 |
| | 201-1915 | 1 | MOUNTING GP-WHEEL (FRONT) | | | | | | |
| | 8T-5439 | 16 | WASHER (21.5X45X6-MM THK) | | | | | | |
| M | 178-1304 | 16 | NUT-HEX FLANGE (M20X1.5-THD) | | | | | | |
| M-METRIC PART Y-SEPARATE ILLUSTRATION | | | | | | | | | |
| <END> | | | | | | | | | |

POWER TRAIN

201-1875 WHEEL & TIRE GP-LH (CHG -00 THRU -02)

S/N: HLS1-UP

PART OF 201-1874 WHEEL & TIRE GP
AN ATTACHMENT

SMCS-4201, 4202, 4203, 4208, 4209

i02242354

| NOTE | PART NUMBER | QTY | PART NAME | | | | | | SEE PAGE |
|-------------------------|-------------|-----|-------------------|---|---|---|---|-------------------|----------|
| | | | 1 | 2 | 3 | 4 | 5 | 6 (PRODUCT LEVEL) | |
| Y | 201-1920 | 1 | VALVE GP-TIRE | | | | | | 205 |
| | 9R-6481 | 1 | TIRE (12.5/80-18) | | | | | | |
| | 202-6186 | 1 | WHEEL AS (FRONT) | | | | | | |
| Y-SEPARATE ILLUSTRATION | | | | | | | | | |

<END>

201-1876 WHEEL & TIRE GP-RH (CHG -00 THRU -02)

S/N: HLS1-UP

PART OF 201-1874 WHEEL & TIRE GP
AN ATTACHMENT

SMCS-4201, 4202, 4203, 4208, 4209

i02242356

| NOTE | PART NUMBER | QTY | PART NAME | | | | | | SEE PAGE |
|-------------------------|-------------|-----|-------------------|---|---|---|---|-------------------|----------|
| | | | 1 | 2 | 3 | 4 | 5 | 6 (PRODUCT LEVEL) | |
| Y | 201-1920 | 1 | VALVE GP-TIRE | | | | | | 205 |
| | 9R-6481 | 1 | TIRE (12.5/80-18) | | | | | | |
| | 202-6186 | 1 | WHEEL AS (FRONT) | | | | | | |
| Y-SEPARATE ILLUSTRATION | | | | | | | | | |

<END>

201-1877 WHEEL & TIRE GP-FRONT (CHG -00)

S/N: HLS1-UP

PART OF 201-1925 WHEEL & TIRE AR
AN ATTACHMENT

SMCS-4201, 4202, 4203, 4208, 4209

i02242357

| NOTE | PART NUMBER | QTY | PART NAME | | | | | | SEE PAGE |
|------|-------------|-----|---------------------------|---|---|---|---|-------------------|----------|
| | | | 1 | 2 | 3 | 4 | 5 | 6 (PRODUCT LEVEL) | |
| Y | 201-1878 | 2 | WHEEL & TIRE GP | | | | | | 209 |
| | 201-1915 | 1 | MOUNTING GP-WHEEL (FRONT) | | | | | | |
| | 8T-5439 | 16 | WASHER (21.5X45X6-MM THK) | | | | | | |
| M | 201-1919 | 16 | NUT (M20X1.5-THD) | | | | | | |

M-METRIC PART

Y-SEPARATE ILLUSTRATION

<END>

POWER TRAIN

201-1878 WHEEL & TIRE GP-FRONT (CHG -00)

S/N: HLS1-UP

PART OF 201-1877 WHEEL & TIRE GP
AN ATTACHMENT

SMCS-4201, 4202, 4203, 4208, 4209

i02248646

| NOTE | PART NUMBER | QTY | PART NAME | | | | | | SEE PAGE |
|-------------------------|-------------|-----|------------------|---|---|---|---|-------------------|----------|
| | | | 1 | 2 | 3 | 4 | 5 | 6 (PRODUCT LEVEL) | |
| Y | 201-1920 | 1 | VALVE GP-TIRE | | | | | | 205 |
| | 9R-1956 | 1 | TIRE (11L-16) | | | | | | |
| | 195-6341 | 1 | WHEEL AS (FRONT) | | | | | | |
| Y-SEPARATE ILLUSTRATION | | | | | | | | | |
| <END> | | | | | | | | | |

201-1881 WHEEL & TIRE GP-REAR (CHG -00)

S/N: HLS1-UP

PART OF 201-1923 WHEEL & TIRE AR
AN ATTACHMENT

SMCS-4201, 4202, 4203, 4208, 4209

i01671733

| NOTE | PART NUMBER | QTY | PART NAME | | | | | | SEE PAGE |
|--|-------------|-----|---------------------------|---|---|---|---|-------------------|----------|
| | | | 1 | 2 | 3 | 4 | 5 | 6 (PRODUCT LEVEL) | |
| Y | 201-1882 | 1 | WHEEL & TIRE GP (LH) | | | | | | 209 |
| Y | 201-1883 | 1 | WHEEL & TIRE GP (RH) | | | | | | 210 |
| | 201-1916 | 1 | MOUNTING GP-WHEEL | | | | | | |
| | 8T-5439 | 20 | WASHER (21.5X45X6-MM THK) | | | | | | |
| M | 201-1919 | 20 | NUT (M20X1.5-THD) | | | | | | |
| M-METRIC PART Y-SEPARATE ILLUSTRATION | | | | | | | | | |
| <END> | | | | | | | | | |

201-1882 WHEEL & TIRE GP-LH (CHG -00)

S/N: HLS1-UP

PART OF 201-1881 WHEEL & TIRE GP
AN ATTACHMENT

SMCS-4201, 4202, 4203, 4208, 4209

i01551473

| NOTE | PART NUMBER | QTY | PART NAME | | | | | | SEE PAGE |
|--|-------------|-----|-----------------|---|---|---|---|-------------------|----------|
| | | | 1 | 2 | 3 | 4 | 5 | 6 (PRODUCT LEVEL) | |
| Y | 201-1920 | 1 | VALVE GP-TIRE | | | | | | 205 |
| J | 127-4293 | 1 | TIRE | | | | | | |
| | 195-6344 | 1 | WHEEL AS (REAR) | | | | | | |
| J-PROCURE LOCALLY Y-SEPARATE ILLUSTRATION | | | | | | | | | |
| <END> | | | | | | | | | |

POWER TRAIN

201-1883 WHEEL & TIRE GP-RH (CHG -00, -01)

S/N: HLS1-UP

PART OF 201-1881 WHEEL & TIRE GP
AN ATTACHMENT

SMCS-4201, 4202, 4203, 4208, 4209

i01551375

| NOTE | PART NUMBER | QTY | PART NAME | | | | | | SEE PAGE |
|------|-------------|-----|-----------------|---|---|---|---|-------------------|----------|
| | | | 1 | 2 | 3 | 4 | 5 | 6 (PRODUCT LEVEL) | |
| Y | 201-1920 | 1 | VALVE GP-TIRE | | | | | | 205 |
| J | 127-4293 | 1 | TIRE | | | | | | |
| | 195-6344 | 1 | WHEEL AS (REAR) | | | | | | |

J-PROCURE LOCALLY
Y-SEPARATE ILLUSTRATION

<END>

201-1911 WHEEL & TIRE GP (CHG -00)

S/N: HLS1-UP

LH

PART OF 201-1913 WHEEL & TIRE GP
AN ATTACHMENT

SMCS-4201, 4202, 4203, 4208, 4209

i01671601

| NOTE | PART NUMBER | QTY | PART NAME | | | | | | SEE PAGE |
|------|-------------|-----|-----------------|---|---|---|---|-------------------|----------|
| | | | 1 | 2 | 3 | 4 | 5 | 6 (PRODUCT LEVEL) | |
| Y | 201-1920 | 1 | VALVE GP-TIRE | | | | | | 205 |
| J | 201-1902 | 1 | TIRE (19.5L-24) | | | | | | |
| | 195-6344 | 1 | WHEEL AS (REAR) | | | | | | |

J-PROCURE LOCALLY
Y-SEPARATE ILLUSTRATION

<END>

201-1912 WHEEL & TIRE GP (CHG -00)

S/N: HLS1-UP

RH

PART OF 201-1913 WHEEL & TIRE GP
AN ATTACHMENT

SMCS-4201, 4202, 4203, 4208, 4209

i01671608

| NOTE | PART NUMBER | QTY | PART NAME | | | | | | SEE PAGE |
|------|-------------|-----|-----------------|---|---|---|---|-------------------|----------|
| | | | 1 | 2 | 3 | 4 | 5 | 6 (PRODUCT LEVEL) | |
| Y | 201-1920 | 1 | VALVE GP-TIRE | | | | | | 205 |
| J | 201-1902 | 1 | TIRE (19.5L-24) | | | | | | |
| | 195-6344 | 1 | WHEEL AS (REAR) | | | | | | |

J-PROCURE LOCALLY
Y-SEPARATE ILLUSTRATION

<END>

POWER TRAIN

201-1913 WHEEL & TIRE GP-REAR (CHG -00)

S/N: HLS1-UP

PART OF 201-1918, 201-1925, 201-1954 WHEEL & TIRE AR
AN ATTACHMENT

SMCS-4201, 4202, 4203, 4208, 4209

i02484883

| NOTE | PART NUMBER | QTY | PART NAME | | | | | | SEE PAGE |
|------|-------------|-----|---------------------------|---|---|---|---|-------------------|----------|
| | | | 1 | 2 | 3 | 4 | 5 | 6 (PRODUCT LEVEL) | |
| Y | 201-1911 | 1 | WHEEL & TIRE GP (LH) | | | | | | 210 |
| Y | 201-1912 | 1 | WHEEL & TIRE GP (RH) | | | | | | 210 |
| | 201-1916 | 1 | MOUNTING GP-WHEEL | | | | | | |
| | 8T-5439 | 20 | WASHER (21.5X45X6-MM THK) | | | | | | |
| M | 201-1919 | 20 | NUT (M20X1.5-THD) | | | | | | |

M-METRIC PART
Y-SEPARATE ILLUSTRATION

<END>

201-1941 WHEEL & TIRE GP-REAR (CHG -00)

S/N: HLS1-UP

PART OF 201-1940 WHEEL & TIRE AR
AN ATTACHMENT

SMCS-4201, 4202, 4203, 4208, 4209

i02116703

| NOTE | PART NUMBER | QTY | PART NAME | | | | | | SEE PAGE |
|------|-------------|-----|---------------------------|---|---|---|---|-------------------|----------|
| | | | 1 | 2 | 3 | 4 | 5 | 6 (PRODUCT LEVEL) | |
| Y | 201-1942 | 1 | WHEEL & TIRE GP (LH) | | | | | | 211 |
| Y | 201-1943 | 1 | WHEEL & TIRE GP (RH) | | | | | | 212 |
| | 201-1916 | 1 | MOUNTING GP-WHEEL | | | | | | |
| | 8T-5439 | 20 | WASHER (21.5X45X6-MM THK) | | | | | | |
| M | 201-1919 | 20 | NUT (M20X1.5-THD) | | | | | | |

M-METRIC PART
Y-SEPARATE ILLUSTRATION

<END>

201-1942 WHEEL & TIRE GP-LH (CHG -00)

S/N: HLS1-UP

PART OF 201-1941 WHEEL & TIRE GP
AN ATTACHMENT

SMCS-4201, 4202, 4203, 4208, 4209

i02121708

| NOTE | PART NUMBER | QTY | PART NAME | | | | | | SEE PAGE |
|------|-------------|-----|-----------------|---|---|---|---|-------------------|----------|
| | | | 1 | 2 | 3 | 4 | 5 | 6 (PRODUCT LEVEL) | |
| Y | 201-1920 | 1 | VALVE GP-TIRE | | | | | | 205 |
| | 9R-3659 | 1 | TIRE (21-24) | | | | | | |
| | 195-6347 | 1 | WHEEL AS (REAR) | | | | | | |

Y-SEPARATE ILLUSTRATION

<END>

POWER TRAIN

201-1943 WHEEL & TIRE GP-RH (CHG -00)

S/N: HLS1-UP

PART OF 201-1941 WHEEL & TIRE GP
AN ATTACHMENT

SMCS-4201, 4202, 4203, 4208, 4209

i02121711

| NOTE | PART NUMBER | QTY | PART NAME | | | | | | SEE PAGE |
|-------------------------|-------------|-----|-----------------|---|---|---|---|-------------------|----------|
| | | | 1 | 2 | 3 | 4 | 5 | 6 (PRODUCT LEVEL) | |
| Y | 201-1920 | 1 | VALVE GP-TIRE | | | | | | 205 |
| | 9R-3659 | 1 | TIRE (21-24) | | | | | | |
| | 195-6347 | 1 | WHEEL AS (REAR) | | | | | | |
| Y-SEPARATE ILLUSTRATION | | | | | | | | | |

<END>

BRAKING SYSTEM

206-1642 CONTROL GP-PARKING BRAKE (CHG -03 THRU -05)

S/N: HLS1-UP

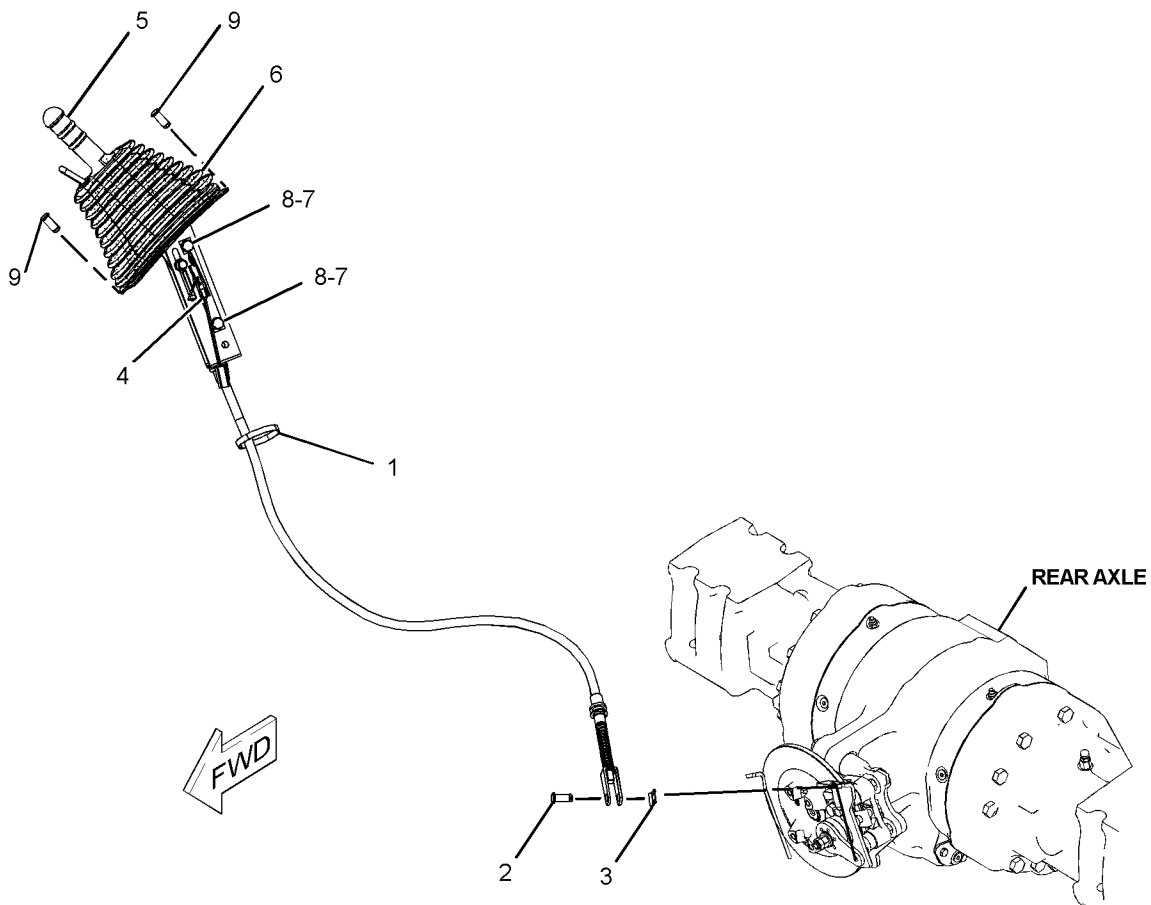
PART OF 216-3315, 216-3316 POWER TRAIN AR
AN ATTACHMENT

SMCS-4282, 4284

i02442925

| NOTE | REF NO | GRAPHIC REF | PART NUMBER | QTY | PART NAME | | | | | | SEE PAGE |
|------|--------|-------------|-------------|-----|-------------------------------|---|---|---|---|-------------------|----------|
| | | | | | 1 | 2 | 3 | 4 | 5 | 6 (PRODUCT LEVEL) | |
| | 1 | 1 | 7K-1181 | 1 | STRAP - CABLE | | | | | | |
| | 2 | 1 | 9R-2806 | 1 | PIN | | | | | | |
| | 3 | 1 | 9R-2807 | 1 | CLIP | | | | | | |
| | 4 | 1 | 154-5416 | 1 | SWITCH AS | | | | | | |
| Y | 5 | 1 | 261-5517 | 1 | CONTROL GP-PARKING BRAKE | | | | | | 214 |
| | 6 | 1 | 261-9635 | 1 | BOOT (PARKING BRAKE) | | | | | | |
| | 7 | 1 | 8T-4224 | 2 | WASHER-HARD (8.8X16X2-MM THK) | | | | | | |
| M | 8 | 1 | 8T-6912 | 2 | BOLT (M8X1.25X50-MM) | | | | | | |
| | 9 | 1 | 164-1368 | 2 | FASTENER-PANEL | | | | | | |

M-METRIC PART
Y-SEPARATE ILLUSTRATION



GRAPHIC #1

<END>

g01228986

BRAKING SYSTEM

261-5517 CONTROL GP-PARKING BRAKE (CHG -00)

S/N: HLS1-UP

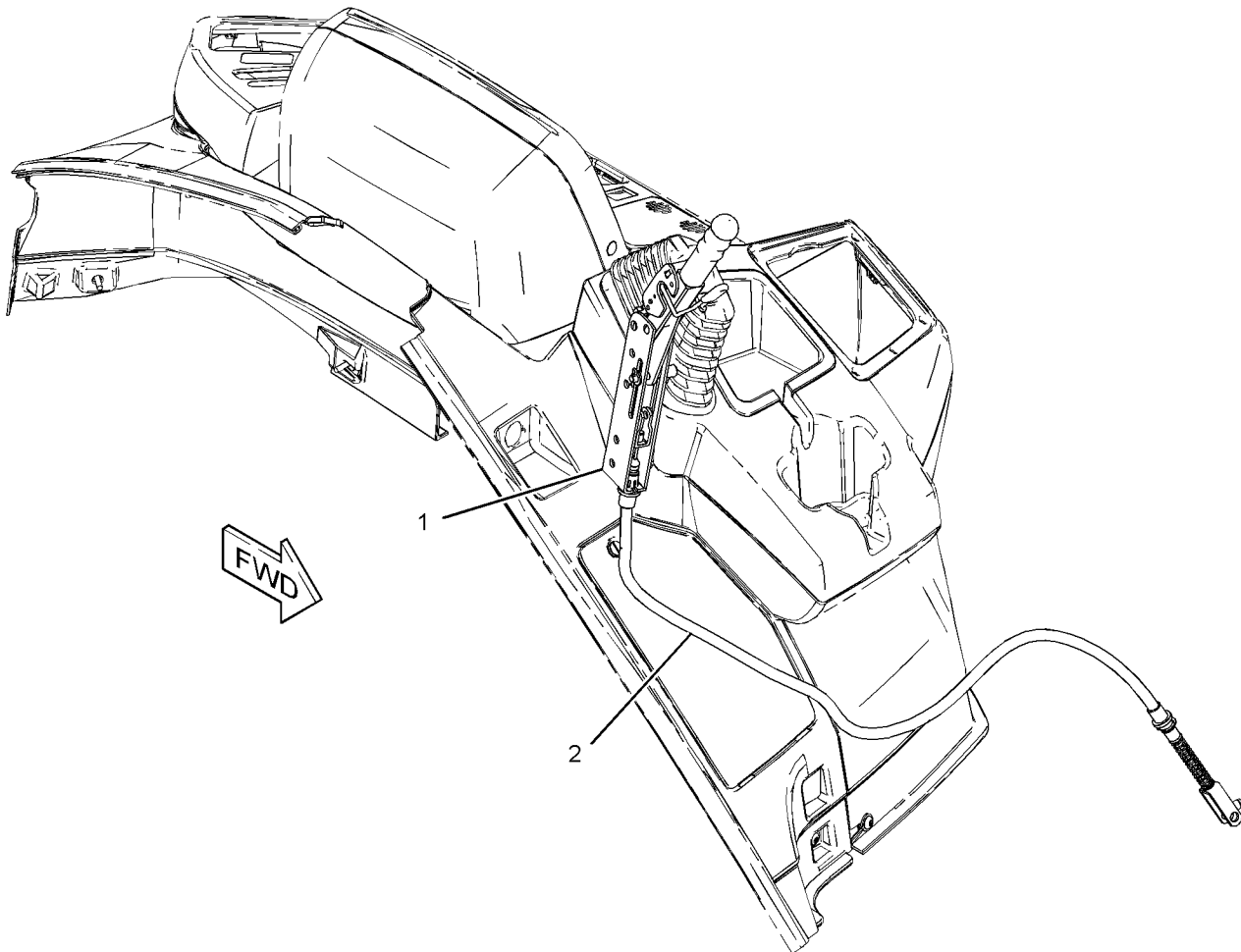
PART OF 206-1642 CONTROL GP-PARKING BRAKE
AN ATTACHMENT

SMCS-4282, 4284

i02472580

| NOTE | REF NO | GRAPHIC REF | PART NUMBER | QTY | PART NAME | SEE PAGE |
|------|--------|-------------|-----------------|-----|-----------------------------|----------|
| | | | | | 1 2 3 4 5 6 (PRODUCT LEVEL) | |
| Y | 1 | 1 | 163-0753 | 1 | LEVER GP-HAND CONTROL | 220 |
| | 2 | 1 | 261-5519 | 1 | CABLE AS | |
| | | 1 | 6V-8759 | 1 | RING-RETAINING | |

Y-SEPARATE ILLUSTRATION



GRAPHIC #1

<END>

g01210353

BRAKING SYSTEM

206-1639 CONTROL GP-SERVICE BRAKE--STANDARD SHIFT

(CHG -02 THRU -05)

S/N: HLS1-UP

PART OF 216-3315, 216-3316 POWER TRAIN AR
AN ATTACHMENT

SMCS-4269

i02443780

| NOTE | REF NO | GRAPHIC REF | PART NUMBER | QTY | PART NAME | | | | | | SEE PAGE |
|------|--------|-------------|-------------|-----|-------------------------------|---|---|---|---|-------------------|----------|
| | | | | | 1 | 2 | 3 | 4 | 5 | 6 (PRODUCT LEVEL) | |
| | 1 | 1 | 1H-1200 | 1 | PIN-SPRING | | | | | | |
| | 2 | 1 | 3E-7675 | 1 | SWITCH GP-PRESSURE | | | | | | |
| | 3 | 1 | 7K-1181 | 1 | STRAP-CABLE | | | | | | |
| | 4 | 1 | 8T-0131 | 1 | ELBOW | | | | | | |
| | 5 | 1 | 8T-1889 | 2 | CLIP (SLOT) | | | | | | |
| | 6 | 1 | 8T-1890 | 2 | CLIP (TAB) | | | | | | |
| | 7 | 1 | 105-8034 | 2 | SWITCH AS-LIMIT (BRAKE PEDAL) | | | | | | |
| | 8 | 1 | 151-4841 | 1 | BLOCK | | | | | | |
| | 9 | 1 | 156-3600 | 1 | FITTING | | | | | | |
| | 10 | 1 | 156-3631 | 1 | FITTING | | | | | | |
| | 11 | 1 | 165-6595 | 1 | PIN AS | | | | | | |
| | 12 | 1 | 194-2903 | 1 | ELBOW AS | | | | | | |
| | | 1 | 3K-0360 | 1 | SEAL-O-RING | | | | | | |
| | | 1 | 8T-0119 | 1 | ELBOW | | | | | | |
| | 13 | 1 | 201-3652 | 1 | PLATE | | | | | | |
| | 14 | 1 | 202-5993 | 1 | PLATE | | | | | | |
| | 15 | 1 | 206-1634 | 1 | PLATE AS | | | | | | |
| | 16 | 1 | 206-1650 | 1 | GROMMET | | | | | | |
| | 17 | 1 | 206-1664 | 1 | COVER-BRAKE | | | | | | |
| | 18 | 1 | 206-1752 | 1 | PLATE AS | | | | | | |
| | 19 | 1 | 206-1758 | 1 | PEDAL AS (LH) | | | | | | |
| | | 1 | 202-6029 | 2 | BEARING-SLEEVE | | | | | | |
| | 20 | 1 | 206-1759 | 1 | PEDAL AS (RH) | | | | | | |
| | | 1 | 202-6029 | 2 | BEARING-SLEEVE | | | | | | |
| | 21 | 1 | 206-1766 | 2 | PIN | | | | | | |
| | 22 | 1 | 206-1767 | 1 | SPRING (LH) | | | | | | |
| | 23 | 1 | 206-1768 | 1 | SPRING (RH) | | | | | | |
| | 24 | 1 | 220-8226 | 1 | VALVE GP-BRAKE | | | | | | |
| | | 1 | 262-4084 | 1 | BOOT | | | | | | |
| | 25 | 1 | 251-5579 | 1 | PLATE AS | | | | | | |
| | 26 | 1 | 253-1549 | 2 | HOSE AS | | | | | | |
| | 27 | 1 | 255-5461 | 1 | HOSE AS | | | | | | |
| | 28 | 1 | 255-8280 | 1 | HOSE AS | | | | | | |
| | 29 | 1 | 262-4081 | 2 | END-YOKE ROD | | | | | | |
| M | 30 | 1 | 142-0485 | 2 | NUT-THIN (M10X1.15-THD) | | | | | | |
| | 31 | 1 | 148-8318 | 1 | CONNECTOR AS | | | | | | |
| | | 1 | 3K-0360 | 1 | SEAL-O-RING | | | | | | |
| | | 1 | 6V-8397 | 1 | SEAL-O-RING | | | | | | |
| | | 1 | 6V-8634 | 1 | CONNECTOR | | | | | | |
| | 32 | 1 | 148-8325 | 4 | CONNECTOR AS | | | | | | |
| | | | | | (EACH INCLUDES) | | | | | | |
| | | 1 | 3J-1907 | 1 | SEAL-O-RING | | | | | | |
| | | 1 | 4J-5477 | 1 | SEAL-O-RING | | | | | | |
| | | 1 | 6V-8641 | 1 | CONNECTOR | | | | | | |
| | 33 | 1 | 148-8364 | 1 | ELBOW AS | | | | | | |
| | | 1 | 3K-0360 | 1 | SEAL-O-RING | | | | | | |
| | | 1 | 6V-8398 | 1 | SEAL-O-RING | | | | | | |
| | | 1 | 6V-8625 | 1 | ELBOW | | | | | | |
| | 34 | 1 | 148-8378 | 1 | ELBOW AS | | | | | | |
| | | 1 | 3J-1907 | 1 | SEAL-O-RING | | | | | | |
| | | 1 | 6V-8397 | 1 | SEAL-O-RING | | | | | | |
| | | 1 | 6V-8724 | 1 | ELBOW | | | | | | |
| M | 35 | 1 | 9X-2045 | 4 | SCREW-TRUSS HEAD (M6X1X20-MM) | | | | | | |
| | 36 | 1 | 3J-1907 | 1 | SEAL-O-RING | | | | | | |

BRAKING SYSTEM

206-1639 CONTROL GP-SERVICE BRAKE (contd.)

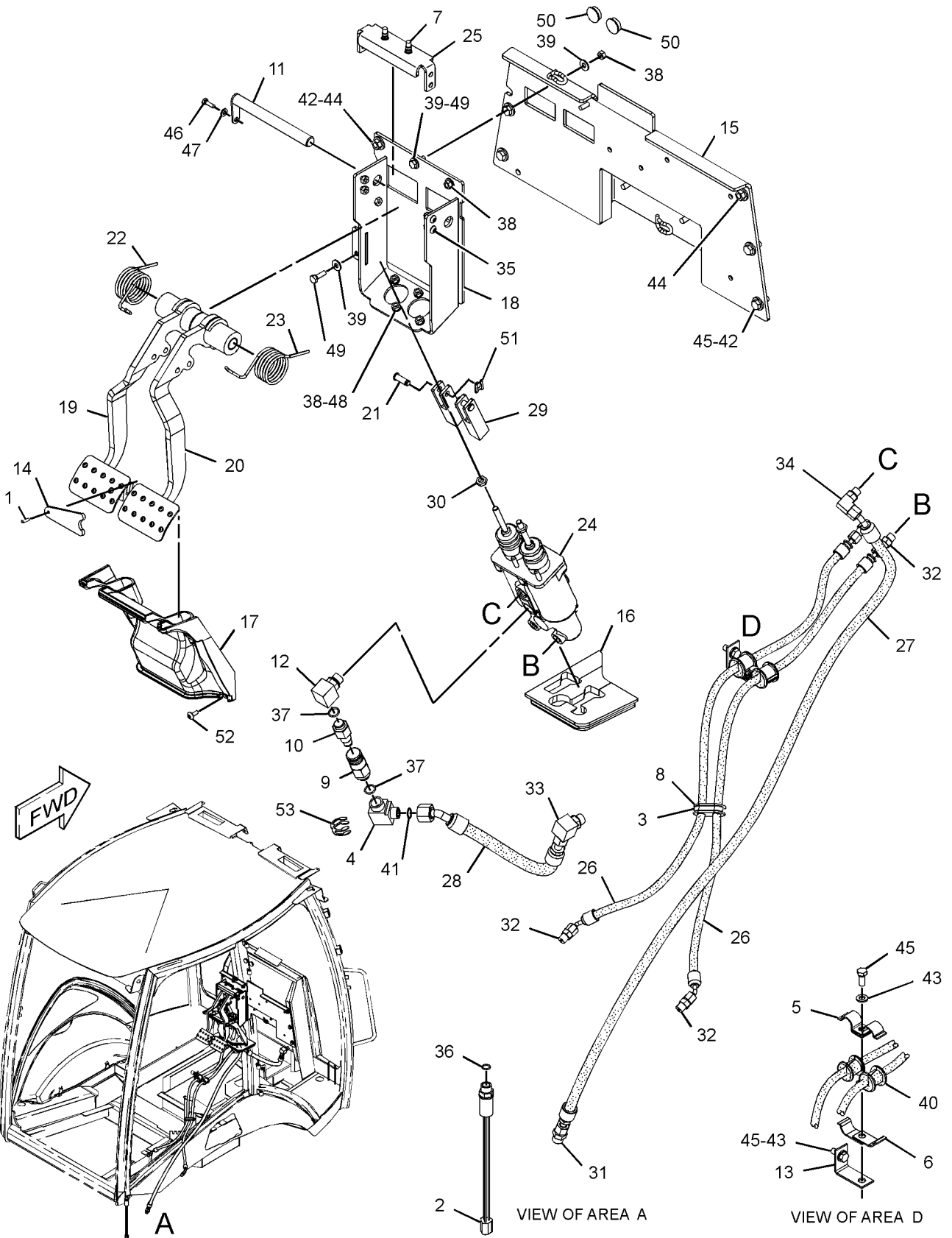
i02443780

| NOTE | REF NO | GRAPHIC REF | PART NUMBER | QTY | PART NAME | | | | | | SEE PAGE |
|---------------|--------|-------------|-----------------|-----|---------------------------------|---|---|---|---|-------------------|----------|
| | | | | | 1 | 2 | 3 | 4 | 5 | 6 (PRODUCT LEVEL) | |
| | 37 | 1 | 3K-0360 | 2 | SEAL-O-RING | | | | | | |
| M | 38 | 1 | 5C-7261 | 6 | NUT (M8X1.25-THD) | | | | | | |
| | 39 | 1 | 5P-4116 | 4 | WASHER-HARD (8.8X20.5X2-MM THK) | | | | | | |
| | 40 | 1 | 6V-0826 | 2 | GROMMET | | | | | | |
| | 41 | 1 | 7J-9108 | 1 | SEAL-O-RING | | | | | | |
| | 42 | 1 | 7X-7729 | 6 | WASHER (11X25X3-MM THK) | | | | | | |
| | 43 | 1 | 8T-4121 | 2 | WASHER-HARD (11X21X2.5-MM THK) | | | | | | |
| M | 44 | 1 | 8T-4133 | 2 | NUT (M10X1.5-THD) | | | | | | |
| M | 45 | 1 | 8T-4136 | 6 | BOLT (M10X1.5X25-MM) | | | | | | |
| M | 46 | 1 | 8T-4138 | 1 | BOLT (M6X1X20-MM) | | | | | | |
| | 47 | 1 | 8T-4205 | 1 | WASHER-HARD (7.2X14.5X2-MM THK) | | | | | | |
| | 48 | 1 | 8T-4224 | 4 | WASHER-HARD (8.8X16X2-MM THK) | | | | | | |
| M | 49 | 1 | 8T-4908 | 2 | BOLT (M8X1.25X25-MM) | | | | | | |
| | 50 | 1 | 9D-3767 | 2 | PLUG-BUTTON | | | | | | |
| | 51 | 1 | 9R-2807 | 2 | CLIP | | | | | | |
| M | 52 | 1 | 9X-2044 | 2 | SCREW-TRUSS HEAD (M6X1X16-MM) | | | | | | |
| | 53 | 1 | 286-1930 | 2 | RING-RETAINING | | | | | | |
| M-METRIC PART | | | | | | | | | | | |

BRAKING SYSTEM

206-1639 CONTROL GP-SERVICE BRAKE (contd.)

i02443780



GRAPHIC #1

<END>

g01233551

BRAKING SYSTEM

216-1612 CYLINDER GP-BRAKE-RH (CHG -00, -01)

S/N: HLS1-UP

PART OF 238-5289 HOUSING GP-AXLE
AN ATTACHMENT

SMCS-4262

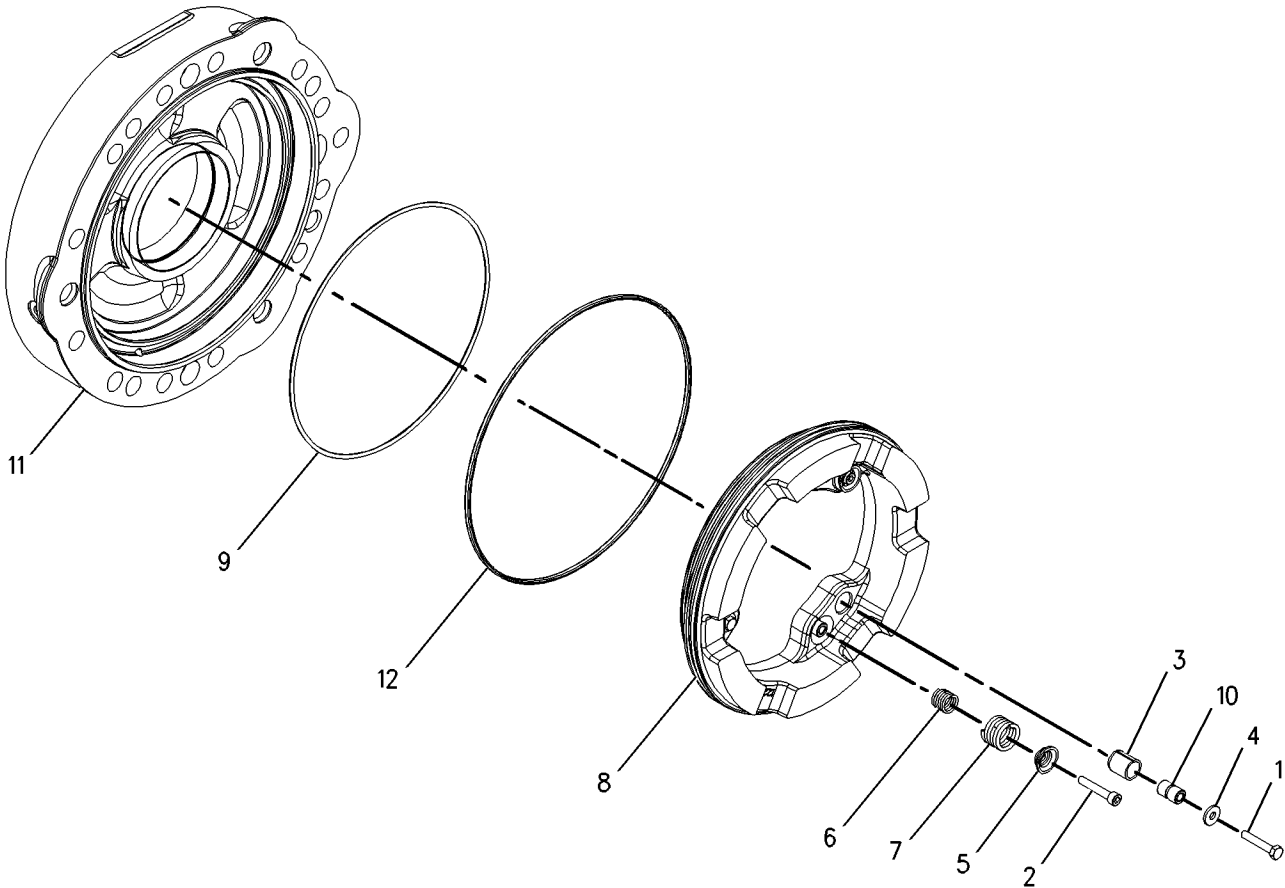
i01873014

| NOTE | REF NO | GRAPHIC REF | PART NUMBER | QTY | PART NAME | | | | | | SEE PAGE |
|------|--------|-------------|-------------|-----|---------------------------|---|---|---|---|-------------------|----------|
| | | | | | 1 | 2 | 3 | 4 | 5 | 6 (PRODUCT LEVEL) | |
| J | 1 | 1 | 199-0640 | 3 | BOLT | | | | | | |
| L | 2 | 1 | 199-0645 | 3 | BOLT - BRAKE | | | | | | |
| J | 3 | 1 | 199-0672 | 3 | SPACER | | | | | | |
| J | 4 | 1 | 199-0681 | 3 | WASHER (6.2X16.5X2MM THK) | | | | | | |
| L | 5 | 1 | 199-0701 | 3 | BRAKE-COVER | | | | | | |
| L | 6 | 1 | 199-0702 | 3 | SPRING | | | | | | |
| L | 7 | 1 | 199-0703 | 3 | SPRING | | | | | | |
| | 8 | 1 | 199-0752 | 1 | PISTON-BRAKE | | | | | | |
| | 9 | 1 | 199-0759 | 1 | O-RING-INNER | | | | | | |
| JL | 10 | 1 | 212-5712 | 6 | BUSHING | | | | | | |
| | 11 | 1 | 219-8834 | 1 | CYLINDER-BRAKE (RH) | | | | | | |
| | 12 | 1 | 199-0700 | 1 | O-RING-OUTER | | | | | | |

AVAILABLE REPAIR KIT(S):

| | | | | | | | | | | |
|---|--|--|----------|---|--------------------|--|--|--|--|--|
| J | | | 217-2347 | 3 | KIT-BRAKE CYLINDER | | | | | |
| L | | | 217-2349 | 3 | KIT-BRAKE CYLINDER | | | | | |

J-KIT MARKED J SERVICES PARTS MARKED J
L-KIT MARKED L SERVICES PARTS MARKED L



GRAPHIC #1

<END>

g00953880

BRAKING SYSTEM

216-1613 CYLINDER GP-BRAKE-LH (CHG -00 THRU -03)

S/N: HLS1-UP

PART OF 238-5289 HOUSING GP-AXLE
AN ATTACHMENT

SMCS-4262

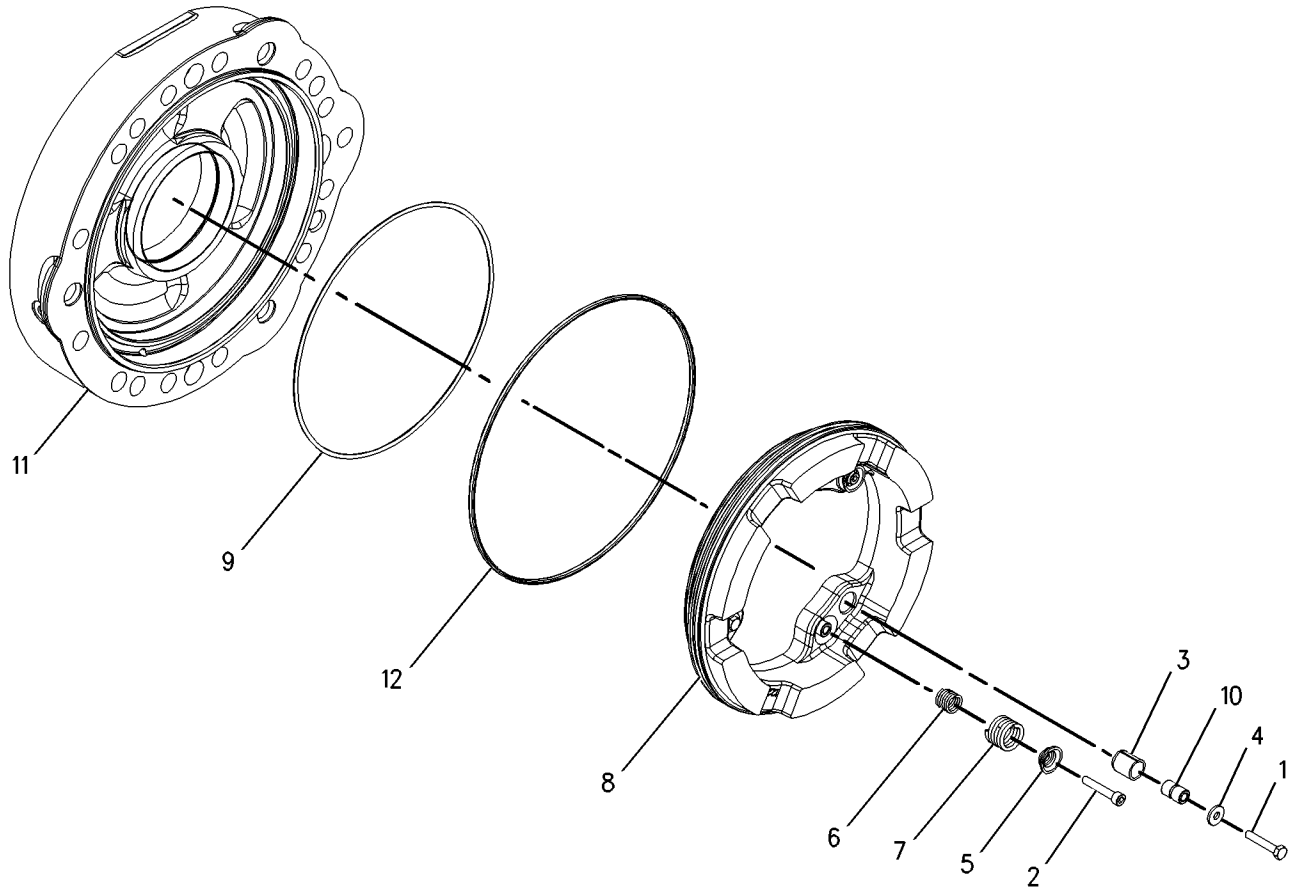
i02449601

| NOTE | REF NO | GRAPHIC REF | PART NUMBER | QTY | PART NAME | | | | | | SEE PAGE |
|------|--------|-------------|-------------|-----|----------------------------|---|---|---|---|-------------------|----------|
| | | | | | 1 | 2 | 3 | 4 | 5 | 6 (PRODUCT LEVEL) | |
| M | 1 | 1 | 6V-2315 | 3 | BOLT (M6X1X35-MM) | | | | | | |
| JLM | 2 | 1 | 1R-5396 | 3 | BOLT (M6X1X35-MM) | | | | | | |
| J | 3 | 1 | 199-0672 | 3 | SPACER | | | | | | |
| J | 4 | 1 | 199-0681 | 3 | WASHER (6.2X16.5X2-MM THK) | | | | | | |
| L | 5 | 1 | 199-0701 | 3 | BRAKE-COVER | | | | | | |
| L | 6 | 1 | 199-0702 | 3 | SPRING (INNER) | | | | | | |
| L | 7 | 1 | 199-0703 | 3 | SPRING (OUTER) | | | | | | |
| | 8 | 1 | 199-0752 | 1 | PISTON-BRAKE | | | | | | |
| | 9 | 1 | 199-0759 | 1 | O-RING-INNER | | | | | | |
| JL | 10 | 1 | 212-5712 | 6 | BUSHING | | | | | | |
| | 11 | 1 | 219-8835 | 1 | CYLINDER-BRAKE (LH) | | | | | | |
| | 12 | 1 | 199-0700 | 1 | O-RING-OUTER | | | | | | |

AVAILABLE REPAIR KIT(S):

| | | | |
|---|----------|---|---------------------------------------|
| J | 217-2347 | 3 | KIT-BRAKE CYLINDER (ADJUSTER) |
| L | 217-2349 | 3 | KIT-BRAKE CYLINDER (SPRING RETENTION) |

J-KIT MARKED J INCLUDES PARTS MARKED J
L-KIT MARKED L INCLUDES PARTS MARKED L
M-METRIC PART



GRAPHIC #1

<END>

g00995396

BRAKING SYSTEM

163-0753 LEVER GP-HAND CONTROL (CHG -00, -01)

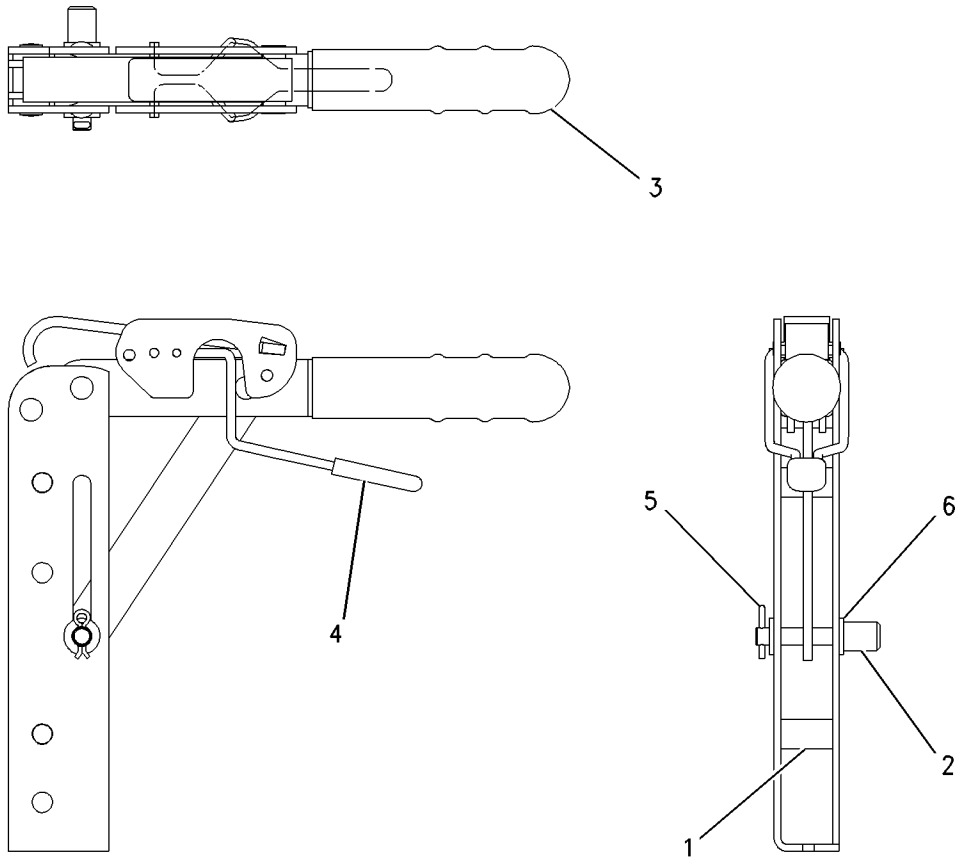
S/N: HLS1-UP

PART OF 261-5517 CONTROL GP-PARKING BRAKE
AN ATTACHMENT

SMCS-4284

i01548326

| NOTE | REF NO | GRAPHIC REF | PART NUMBER | QTY | PART NAME | | | | | | SEE PAGE |
|------|--------|-------------|-------------|-----|------------------------------|---|---|---|---|-------------------|----------|
| | | | | | 1 | 2 | 3 | 4 | 5 | 6 (PRODUCT LEVEL) | |
| | 1 | 1 | 7R-8239 | 2 | SPACER | | | | | | |
| | 2 | 1 | 039-9133 | 1 | PIN | | | | | | |
| | 3 | 1 | 164-9598 | 1 | GRIP | | | | | | |
| | 4 | 1 | 164-9599 | 1 | COVER | | | | | | |
| | 5 | 1 | 3B-4610 | 1 | PIN-COTTER | | | | | | |
| | 6 | 1 | 8T-4224 | 2 | WASHER-HARD (8.8X16X2MM THK) | | | | | | |



GRAPHIC #1

<END>

g00729504

STEERING SYSTEM

206-1633 CONTROL GP-STEERING-TILT (CHG -03 THRU -05)

S/N: HLS1-UP

PART OF 269-2125, 269-2126, 269-2127 CAB AR, 269-2123, 269-2124 CANOPY AR
AN ATTACHMENT

SMCS-4309, 4310, 4322, 4338, 4343

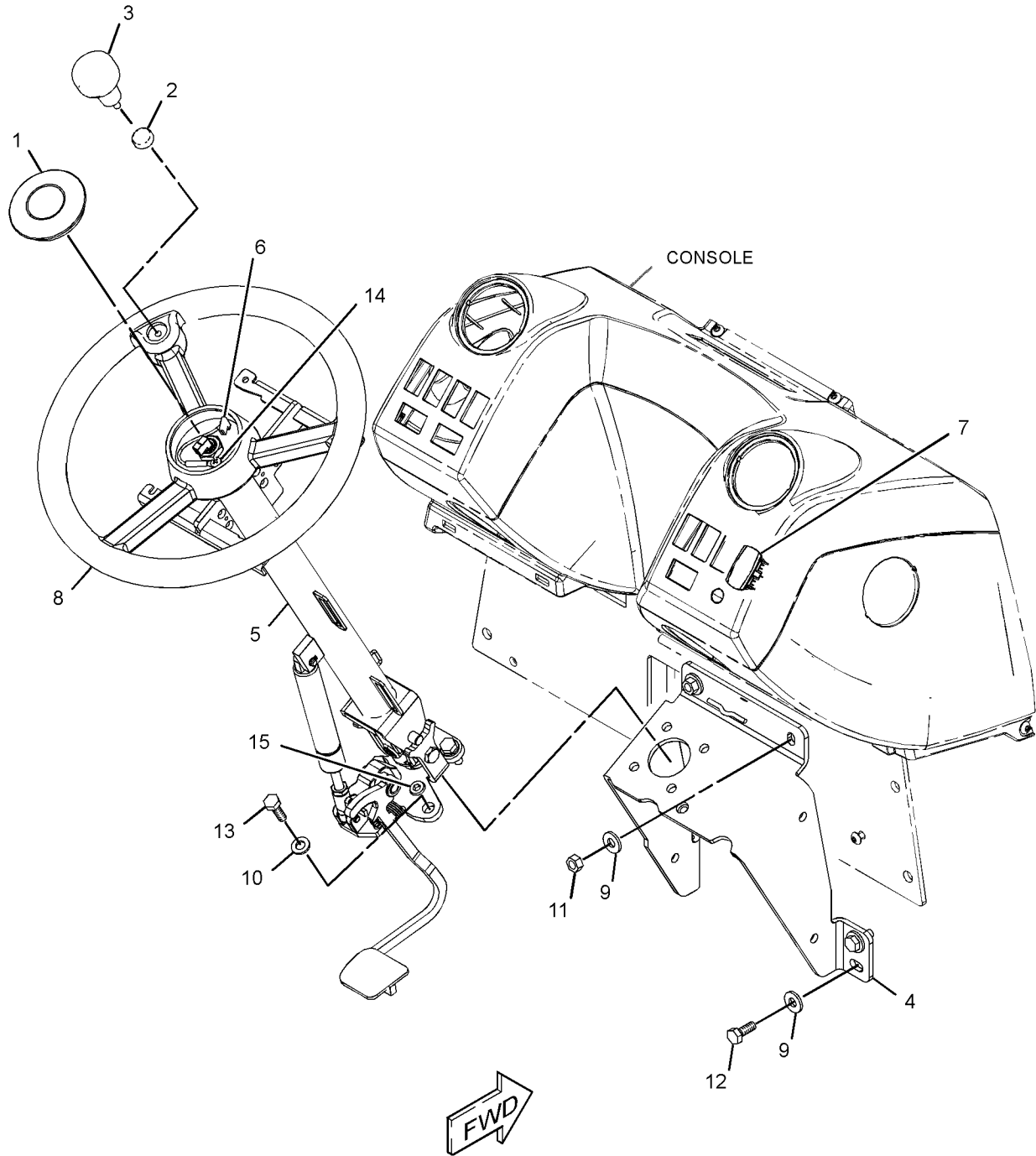
i02357022

| NOTE | REF NO | GRAPHIC REF | PART NUMBER | QTY | PART NAME | | | | | | SEE PAGE |
|--|--------|-------------|-------------|-----|--|---|---|---|---|-------------------|----------|
| | | | | | 1 | 2 | 3 | 4 | 5 | 6 (PRODUCT LEVEL) | |
| | 1 | 1 | 2T-3360 | 1 | BUTTON AS-HORN | | | | | | |
| | 2 | 1 | 153-7368 | 1 | PLUG | | | | | | |
| Y | 3 | 1 | 153-7369 | 1 | KNOB GP-STEERING | | | | | | 223 |
| | 4 | 1 | 206-1632 | 1 | PLATE AS | | | | | | |
| J | 5 | 1 | 206-1635 | 1 | COLUMN AS-STEERING | | | | | | |
| | 6 | 1 | 217-8058 | 1 | WIRE AS | | | | | | |
| | 7 | 1 | 227-1057 | 1 | PLUG-HOLE | | | | | | |
| | 8 | 1 | 145-9291 | 1 | STEERING WHEEL AS | | | | | | |
| | 9 | 1 | 7X-7729 | 6 | WASHER (11X25X3-MM THK) | | | | | | |
| | 10 | 1 | 8T-4121 | 4 | WASHER-HARD (11X21X2.5-MM THK) | | | | | | |
| M | 11 | 1 | 8T-4133 | 2 | NUT (M10X1.5-THD) | | | | | | |
| M | 12 | 1 | 8T-4136 | 4 | BOLT (M10X1.5X25-MM) | | | | | | |
| M | 13 | 1 | 8T-4195 | 4 | BOLT (M10X1.5X30-MM) | | | | | | |
| M | 14 | 1 | 8T-6411 | 1 | SCREW-MACHINE (M6X1X12-MM) | | | | | | |
| M | 15 | 1 | 8T-8894 | 1 | BOLT-SOCKET HEAD (M10X1.5X20-MM) | | | | | | |
| AVAILABLE REPAIR KIT(S): | | | | | | | | | | | |
| J | | | 254-9926 | 1 | KIT-TILT PEDAL (INCLUDES SPRING, RING, PIN, SHAFT & TILT LEVER) | | | | | | |
| J | | | 254-9927 | 1 | KIT-PIVOT (INCLUDES PIVOT BUSHING & PIN) | | | | | | |
| J | | | 254-9925 | 1 | KIT-GAS SPRING (INCLUDES PINS, RING AND SPRING) | | | | | | |
| J-KITS MARKED J AVAILABLE FOR PART(S) MARKED J M-METRIC PART Y-SEPARATE ILLUSTRATION | | | | | | | | | | | |

STEERING SYSTEM

206-1633 CONTROL GP-STEERING (contd.)

i02357022



GRAPHIC #1

<END>

g01233577

STEERING SYSTEM

153-7369 KNOB GP-STEERING (CHG -00)

S/N: HLS1-UP

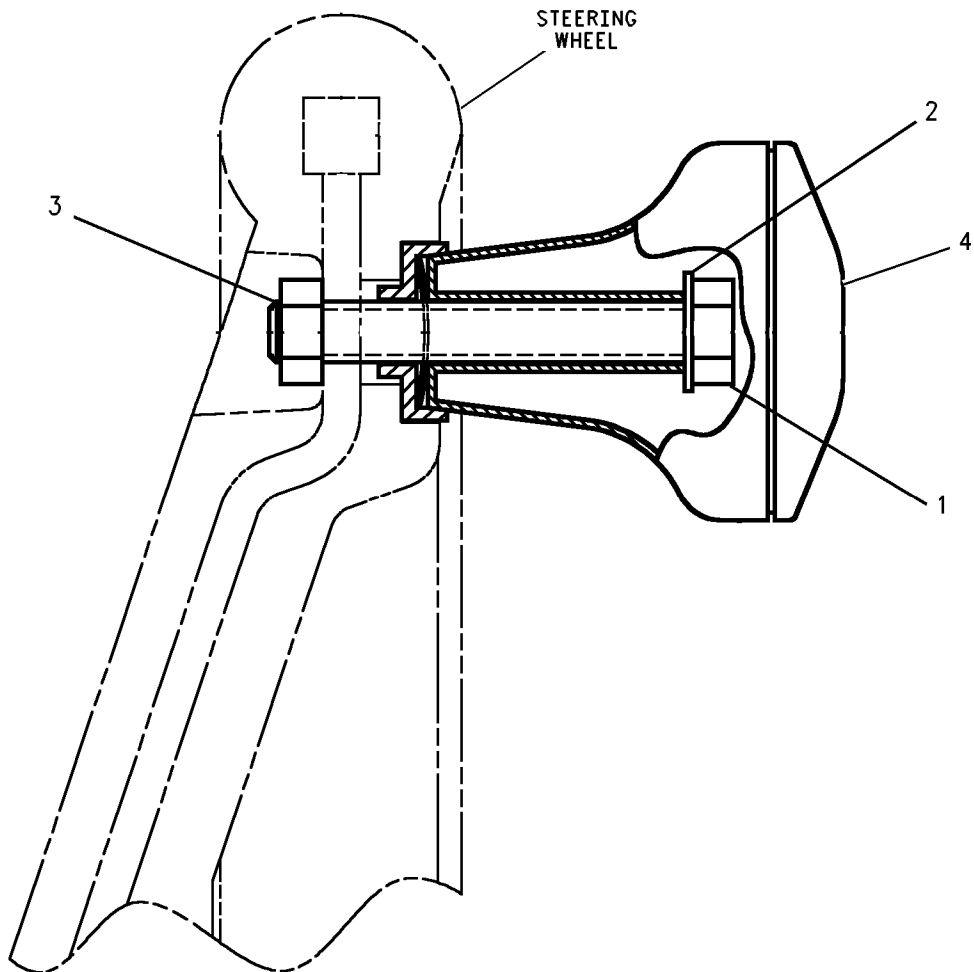
PART OF 206-1633 CONTROL GP-STEERING
AN ATTACHMENT

SMCS-4309

i01877136

| NOTE | REF NO | GRAPHIC REF | PART NUMBER | QTY | PART NAME | | | | | | SEE PAGE |
|------|--------|-------------|----------------|-----|-------------------------------|---|---|---|---|-------------------|----------|
| | | | | | 1 | 2 | 3 | 4 | 5 | 6 (PRODUCT LEVEL) | |
| M | 1 | 1 | 8T-6869 | 1 | BOLT (M8X1.25X60-MM) | | | | | | |
| | 2 | 1 | 8T-4224 | 1 | WASHER-HARD (8.8X16X2-MM THK) | | | | | | |
| M | 3 | 1 | 5C-7261 | 1 | NUT (M8X1.25-THD) | | | | | | |
| Z | 4 | 1 | | 1 | KNOB | | | | | | |

M-METRIC PART
Z-NOT SERVICED SEPARATELY



GRAPHIC #1

<END>

g00955149

STEERING SYSTEM

211-6571 LINES GP-STEERING (CHG -02 THRU -06)

S/N: HLS1-UP

PART OF 216-4740 DRIVE AR-BACKHOE LOADER
AN ATTACHMENT

SMCS-4304

i02451224

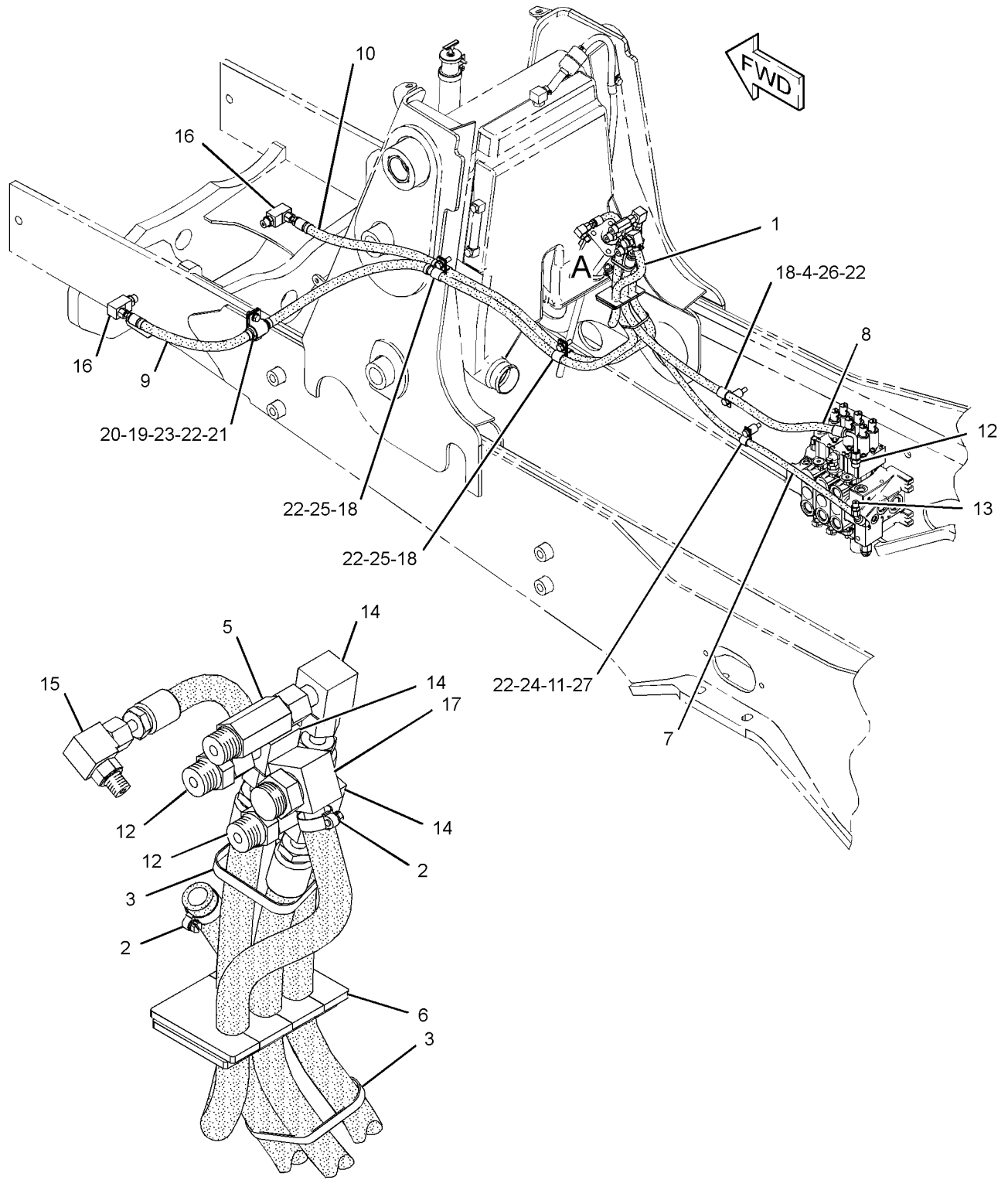
| NOTE | REF NO | GRAPHIC REF | PART NUMBER | QTY | PART NAME | | | | | | SEE PAGE | |
|------|--------|-------------|-------------|----------|--------------------------------|-------------|---|---|---|-------------------|----------|--|
| | | | | | 1 | 2 | 3 | 4 | 5 | 6 (PRODUCT LEVEL) | | |
| E | 1 | 1 | 5P-1505 | | HOSE (60-CM) | | | | | | | |
| | 2 | 1 | 5D-1026 | 2 | CLAMP-HOSE | | | | | | | |
| | 3 | 1 | 7K-1181 | 2 | STRAP-CABLE | | | | | | | |
| | 4 | 1 | 9R-3884 | 1 | SPACER (13X20X45-MM THK) | | | | | | | |
| | 5 | 1 | 204-0317 | 1 | CONNECTOR AS | | | | | | | |
| | | | 1 | 3K-0360 | 1 | SEAL-O-RING | | | | | | |
| | | | 1 | 6V-8397 | 1 | SEAL-O-RING | | | | | | |
| | | | 1 | 092-3635 | 1 | CONNECTOR | | | | | | |
| | | 6 | 1 | 206-1652 | 1 | SEAL | | | | | | |
| | I | 7 | 1 | 215-3881 | 1 | HOSE AS | | | | | | |
| | I | 8 | 1 | 215-3884 | 1 | HOSE AS | | | | | | |
| | | 9 | 1 | 217-8195 | 1 | HOSE AS | | | | | | |
| | 10 | 1 | 217-8197 | 1 | HOSE AS | | | | | | | |
| | 11 | 1 | 233-6592 | 1 | SPACER (13X20X24-MM THK) | | | | | | | |
| | 12 | 1 | 148-8318 | 3 | CONNECTOR AS | | | | | | | |
| | | | | | (EACH INCLUDES) | | | | | | | |
| | | 1 | 3K-0360 | 1 | SEAL-O-RING | | | | | | | |
| | | 1 | 6V-8397 | 1 | SEAL-O-RING | | | | | | | |
| | | 1 | 6V-8634 | 1 | CONNECTOR | | | | | | | |
| | 13 | 1 | 148-8325 | 1 | CONNECTOR AS | | | | | | | |
| | | 1 | 3J-1907 | 1 | SEAL-O-RING | | | | | | | |
| | | 1 | 3J-1907 | 1 | SEAL-O-RING | | | | | | | |
| | | 1 | 4J-5477 | 1 | SEAL-O-RING | | | | | | | |
| | | 1 | 4J-5477 | 1 | SEAL-O-RING | | | | | | | |
| | | 1 | 6V-8641 | 1 | CONNECTOR | | | | | | | |
| | | 1 | 6V-8641 | 1 | CONNECTOR | | | | | | | |
| | 14 | 1 | 148-8367 | 3 | ELBOW AS | | | | | | | |
| | | | | | (EACH INCLUDES) | | | | | | | |
| | | 1 | 6V-8397 | 1 | SEAL-O-RING | | | | | | | |
| | | 1 | 6V-9850 | 1 | ELBOW | | | | | | | |
| | 15 | 1 | 148-8369 | 1 | ELBOW AS | | | | | | | |
| | | 1 | 3J-7354 | 1 | SEAL-O-RING | | | | | | | |
| | | 1 | 4J-5477 | 1 | SEAL-O-RING | | | | | | | |
| | | 1 | 6V-8628 | 1 | ELBOW | | | | | | | |
| | 16 | 1 | 148-8383 | 2 | ELBOW AS | | | | | | | |
| | | | | | (EACH INCLUDES) | | | | | | | |
| | | 1 | 3K-0360 | 1 | SEAL-O-RING | | | | | | | |
| | | 1 | 6V-8397 | 1 | SEAL-O-RING | | | | | | | |
| | | 1 | 8T-1683 | 1 | ELBOW | | | | | | | |
| | 17 | 1 | 150-3026 | 1 | ELBOW AS | | | | | | | |
| | | 1 | 3K-0360 | 1 | SEAL-O-RING | | | | | | | |
| | | 1 | 6V-4292 | 1 | ELBOW | | | | | | | |
| | 18 | 1 | 5P-4295 | 5 | CLIP | | | | | | | |
| | 19 | 1 | 5P-7462 | 1 | CLIP (SLOT) | | | | | | | |
| | 20 | 1 | 5P-7463 | 1 | CLIP (TAB) | | | | | | | |
| | 21 | 1 | 6V-0683 | 1 | GROMMET | | | | | | | |
| | 22 | 1 | 8T-4121 | 5 | WASHER-HARD (11X21X2.5-MM THK) | | | | | | | |
| M | 23 | 1 | 8T-4136 | 1 | BOLT (M10X1.5X25-MM) | | | | | | | |
| M | 24 | 1 | 8T-4182 | 1 | BOLT (M10X1.5X45-MM) | | | | | | | |
| M | 25 | 1 | 8T-4196 | 2 | BOLT (M10X1.5X35-MM) | | | | | | | |
| M | 26 | 1 | 8T-5005 | 1 | BOLT (M10X1.5X70-MM) | | | | | | | |
| | 27 | 1 | 9M-8406 | 1 | CLIP | | | | | | | |

E-ORDER BY THE CENTIMETER
I-REFER TO HYDRAULIC INFORMATION SYSTEM
M-METRIC PART

STEERING SYSTEM

211-6571 LINES GP-STEERING (contd.)

i02451224



VIEW OF AREA A

GRAPHIC #1

<END>

g01211923

STEERING SYSTEM

210-6240 PUMP GP-METERING (CHG -01)

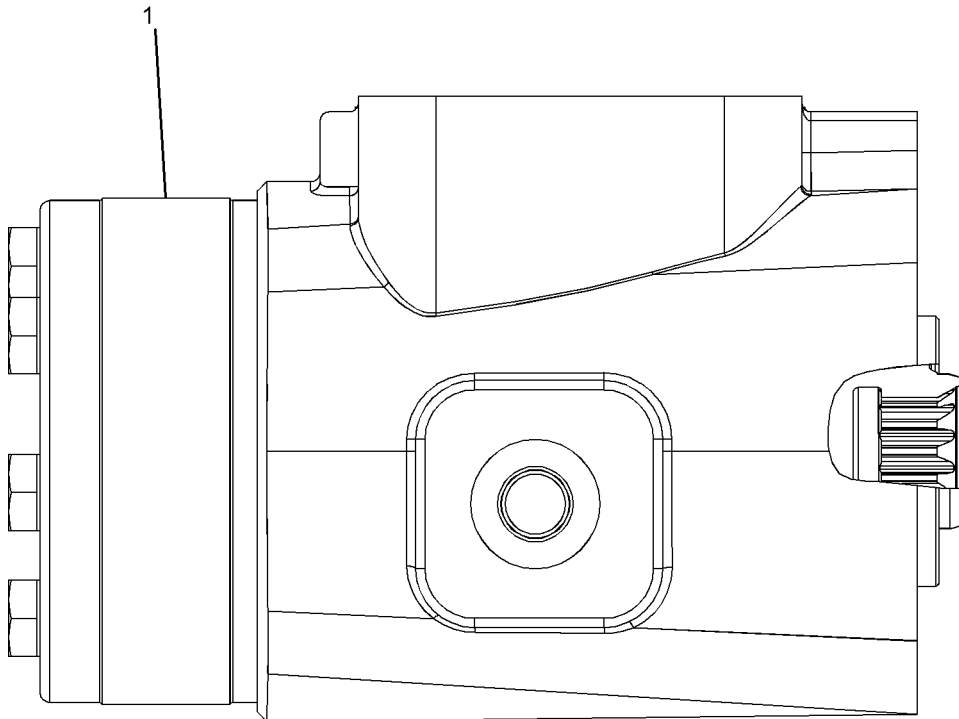
S/N: HLS1-UP

PART OF 268-6455 HYDRAULIC AR

SMCS-4312

i02096817

| NOTE | REF NO | GRAPHIC REF | PART NUMBER | QTY | PART NAME | | | | | | SEE PAGE |
|------|--------|-------------|-------------|-----|-----------|---|---|---|---|-------------------|----------|
| | | | | | 1 | 2 | 3 | 4 | 5 | 6 (PRODUCT LEVEL) | |
| | 1 | 1 | 114-3928 | 1 | CAP-END | | | | | | |



GRAPHIC #1

<END>

g01072426

FRAME AND BODY

253-0784 BOX GP-BATTERY (CHG -00 THRU -03)

S/N: HLS1-UP

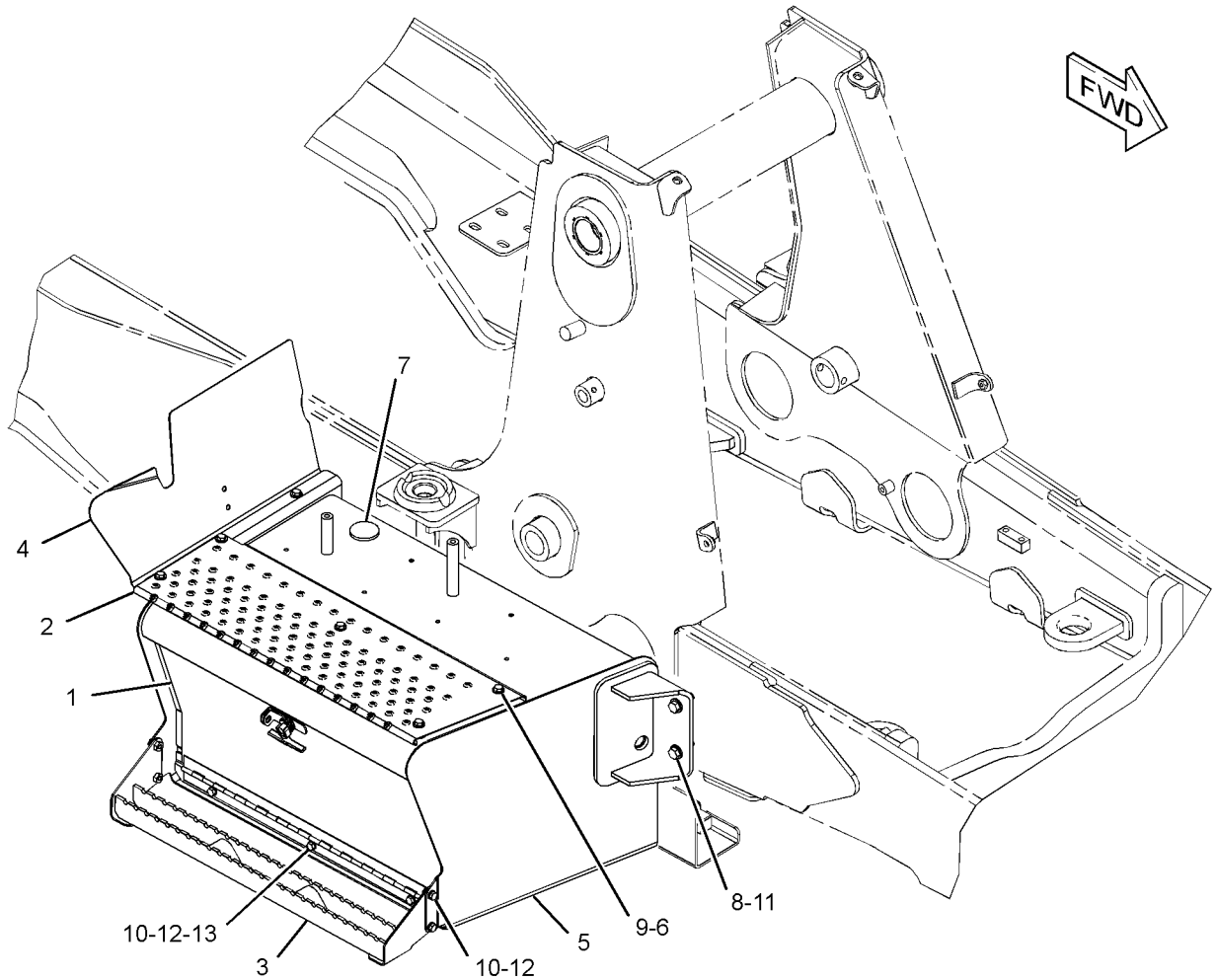
PART OF 213-9287 CHASSIS AR

SMCS-7257

i02466370

| NOTE | REF NO | GRAPHIC REF | PART NUMBER | QTY | PART NAME | | | | | | SEE PAGE |
|------|--------|-------------|-------------|-----|----------------------------------|---|---|---|---|-------------------|----------|
| | | | | | 1 | 2 | 3 | 4 | 5 | 6 (PRODUCT LEVEL) | |
| Y | 1 | 1 | 118-6842 | 1 | DOOR GP-BATTERY | | | | | | 231 |
| | 2 | 1 | 118-6854 | 1 | TREAD | | | | | | |
| | 3 | 1 | 164-3876 | 1 | STEP AS | | | | | | |
| M | | 1 | 8T-3612 | 4 | NUT-WELD (M8X1.25-THD) | | | | | | |
| | 4 | 1 | 245-6109 | 1 | PLATE AS | | | | | | |
| M | | 1 | 8T-3612 | 3 | NUT-WELD (M8X1.25-THD) | | | | | | |
| | 5 | 1 | 253-0783 | 1 | BOX AS-BATTERY | | | | | | |
| | 6 | 1 | 5P-4116 | 6 | WASHER-HARD (8.8X20.5X2-MM THK) | | | | | | |
| | 7 | 1 | 5G-2934 | 1 | PLUG | | | | | | |
| M | 8 | 1 | 8T-4183 | 4 | BOLT (M12X1.75X40-MM) | | | | | | |
| M | 9 | 1 | 8T-4189 | 6 | BOLT (M8X1.25X20-MM) | | | | | | |
| M | 10 | 1 | 8T-4200 | 7 | BOLT (M8X1.25X16-MM) | | | | | | |
| | 11 | 1 | 8T-4223 | 4 | WASHER-HARD (13.5X25.5X3-MM THK) | | | | | | |
| | 12 | 1 | 8T-4224 | 7 | WASHER-HARD (8.8X16X2-MM THK) | | | | | | |
| M | 13 | 1 | 8T-7963 | 1 | LOCKNUT (M8X1.25-THD) | | | | | | |

M-METRIC PART
Y-SEPARATE ILLUSTRATION



GRAPHIC #1

<END>

g01200345

FRAME AND BODY

211-3649 COUNTERWEIGHT GP (CHG -02)

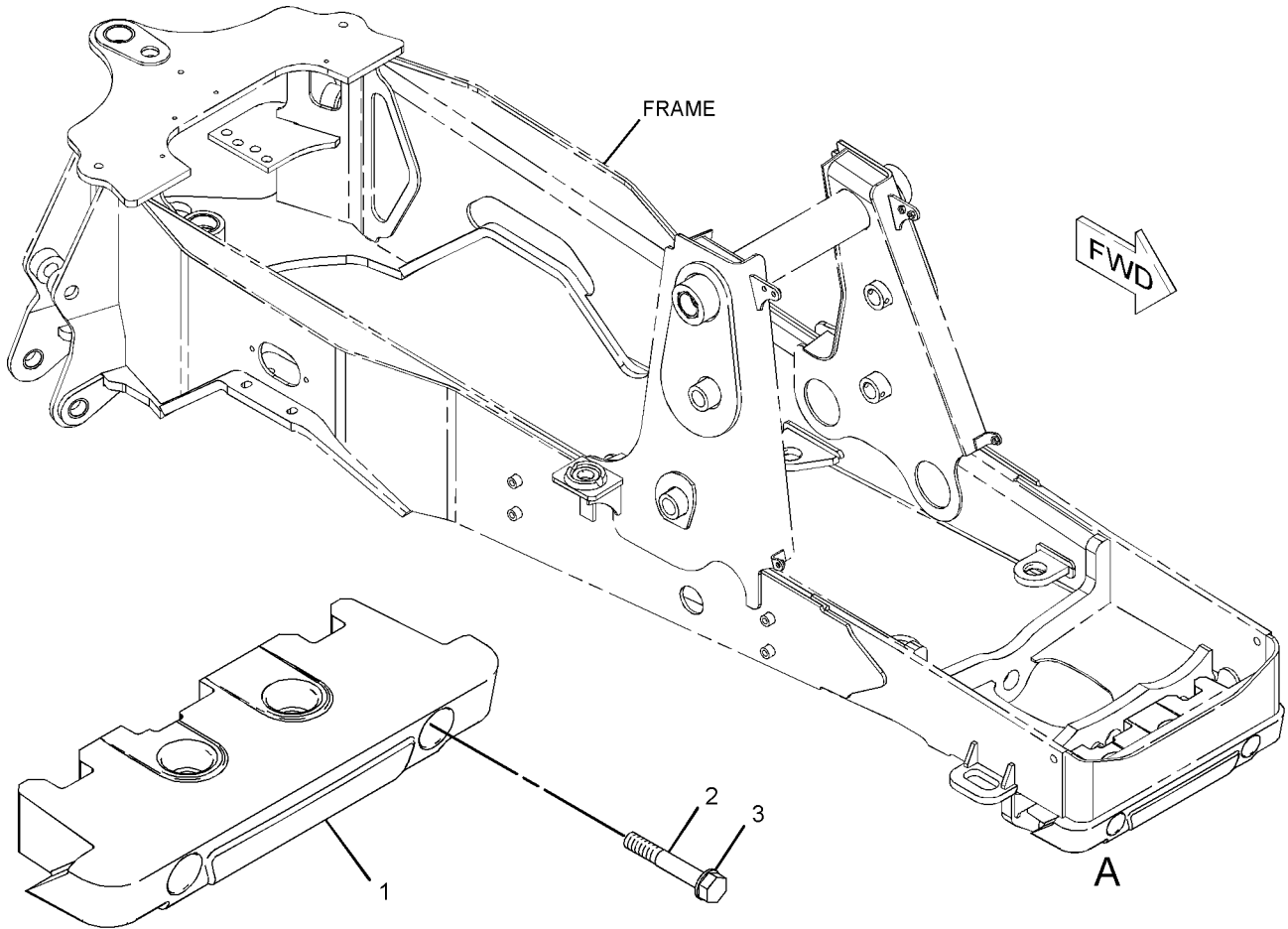
S/N: HLS1-UP
115-KG (250-LB)
AN ATTACHMENT

SMCS-7056

i02110486

| NOTE | REF NO | GRAPHIC REF | PART NUMBER | QTY | PART NAME | | | | | | SEE PAGE |
|------|--------|-------------|-------------|-----|------------------------------|---|---|---|---|-------------------|----------|
| | | | | | 1 | 2 | 3 | 4 | 5 | 6 (PRODUCT LEVEL) | |
| | 1 | 1 | 214-3254 | 1 | COUNTERWEIGHT | | | | | | |
| M | 2 | 1 | 8C-3290 | 2 | BOLT (M24X3X150-MM) | | | | | | |
| | 3 | 1 | 8T-4167 | 2 | WASHER-HARD (26X44X4-MM THK) | | | | | | |

M-METRIC PART



VIEW OF AREA A
GRAPHIC #1

<END>

g01074968

FRAME AND BODY

252-9984 COUNTERWEIGHT GP (CHG -00)

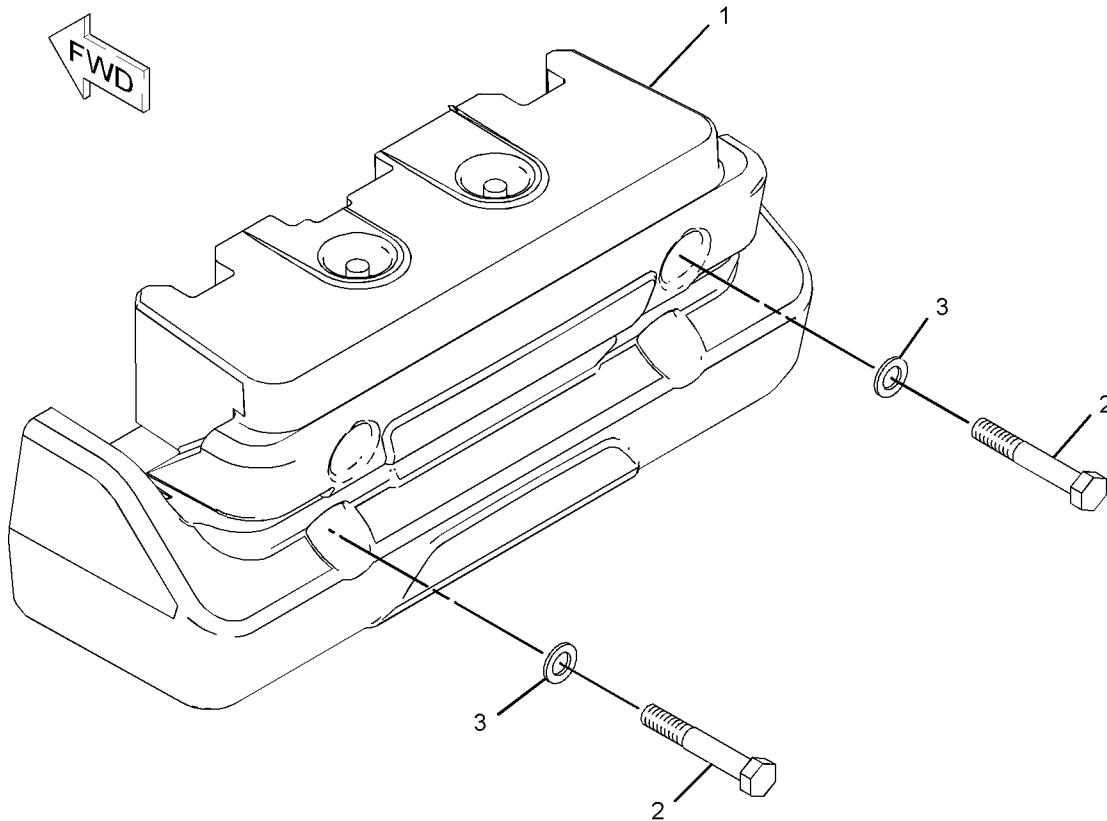
S/N: HLS1-UP
485-KG (1070 LB)
AN ATTACHMENT

SMCS-7056

i02116848

| NOTE | REF NO | GRAPHIC REF | PART NUMBER | QTY | PART NAME | | | | | | SEE PAGE |
|------|--------|-------------|-----------------|-----|------------------------------|---|---|---|---|-------------------|----------|
| | | | | | 1 | 2 | 3 | 4 | 5 | 6 (PRODUCT LEVEL) | |
| | 1 | 1 | 252-9983 | 1 | COUNTERWEIGHT GP | | | | | | |
| M | | 1 | 8T-4001 | 2 | NUT (M24X3-THD) | | | | | | |
| | | 1 | 8T-4167 | 2 | WASHER-HARD (26X44X4-MM THK) | | | | | | |
| M | | 1 | 127-4834 | 2 | BOLT (M24X3X340-MM) | | | | | | |
| M | 2 | 1 | 8C-3290 | 4 | BOLT (M24X3X150-MM) | | | | | | |
| | 3 | 1 | 8T-4167 | 4 | WASHER-HARD (26X44X4-MM THK) | | | | | | |

M-METRIC PART



GRAPHIC #1

<END>

g01084203

FRAME AND BODY

252-9986 COUNTERWEIGHT GP (CHG -00)

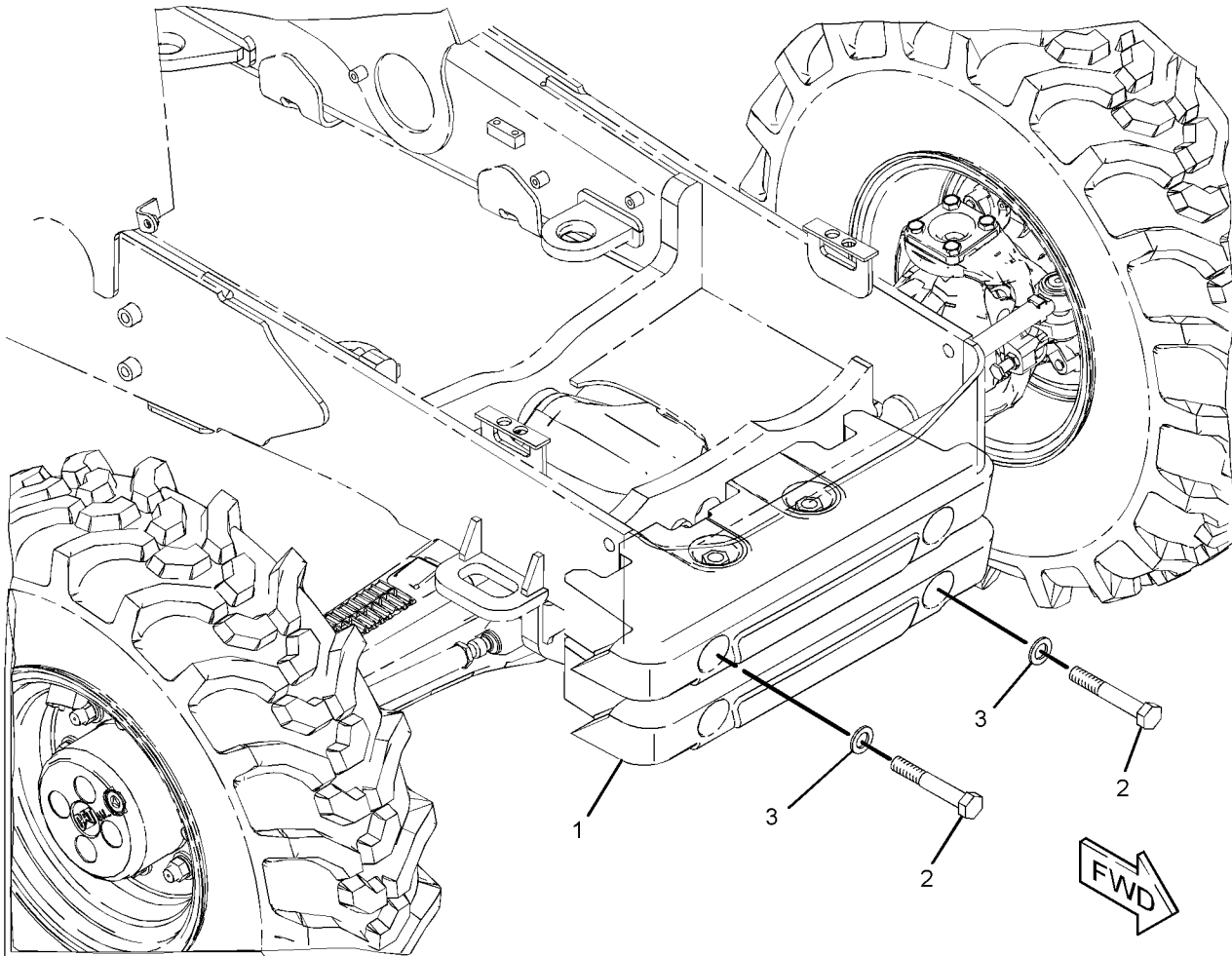
S/N: HLS1-UP
235-KG (515-LB)
AN ATTACHMENT

SMCS-7056

i02406812

| NOTE | REF NO | GRAPHIC REF | PART NUMBER | QTY | PART NAME | | | | | | SEE PAGE |
|------|--------|-------------|-------------|-----|------------------------------|---|---|---|---|-------------------|----------|
| | | | | | 1 | 2 | 3 | 4 | 5 | 6 (PRODUCT LEVEL) | |
| | 1 | 1 | 252-9985 | 1 | COUNTERWEIGHT GP | | | | | | |
| M | | 1 | 7X-2476 | 2 | BOLT (M24X3X220-MM) | | | | | | |
| M | | 1 | 8T-4001 | 2 | NUT (M24X3-THD) | | | | | | |
| | | 1 | 8T-4167 | 2 | WASHER-HARD (26X44X4-MM THK) | | | | | | |
| | | 1 | 214-3254 | 2 | COUNTERWEIGHT | | | | | | |
| M | 2 | 1 | 8C-3290 | 4 | BOLT (M24X3X150-MM) | | | | | | |
| | 3 | 1 | 8T-4167 | 4 | WASHER-HARD (26X44X4-MM THK) | | | | | | |

M-METRIC PART



GRAPHIC #1

<END>

g01202979

FRAME AND BODY

118-6842 DOOR GP-BATTERY (CHG -02 THRU -08)

S/N: HLS1-UP

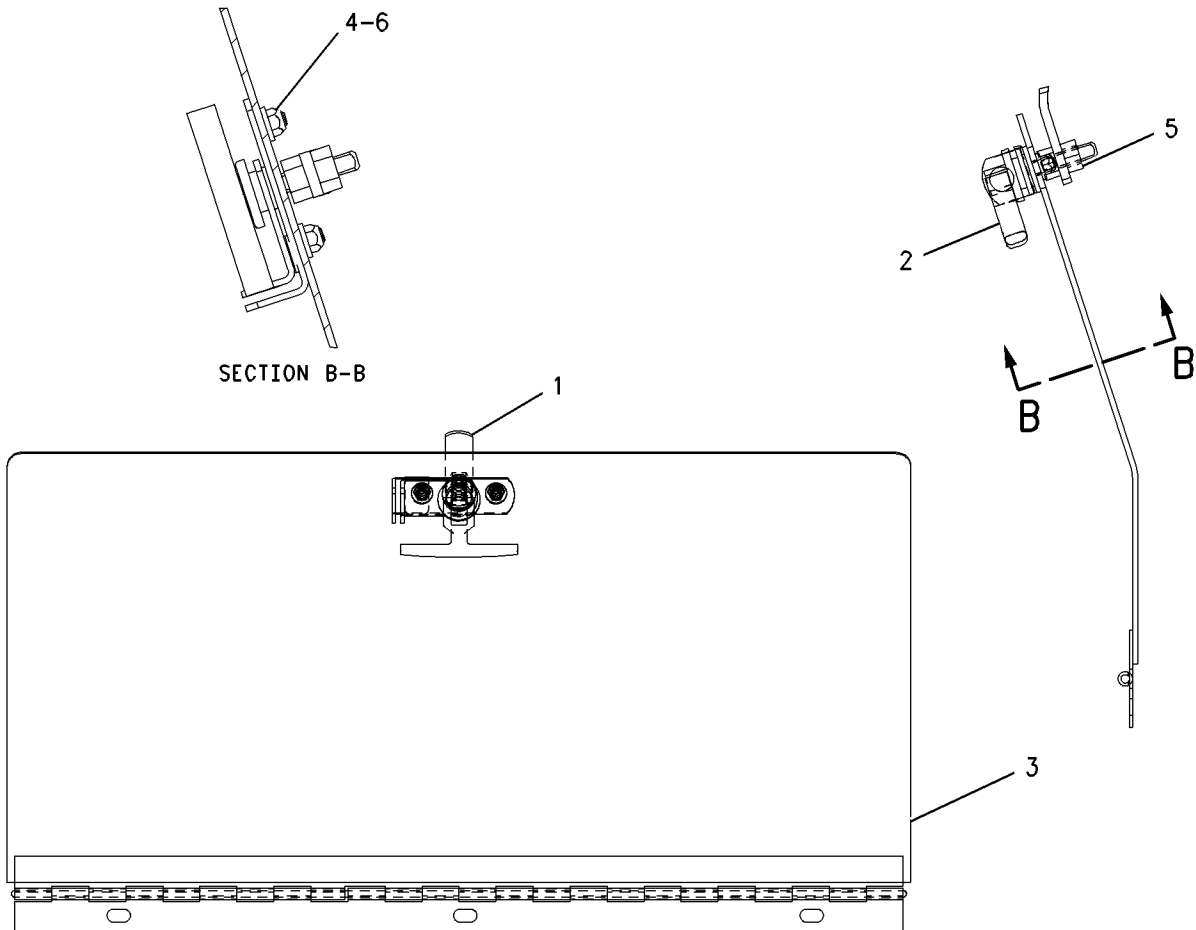
PART OF 253-0784 BOX GP-BATTERY

SMCS-7273

i02249051

| NOTE | REF NO | GRAPHIC REF | PART NUMBER | QTY | PART NAME | | | | | | SEE PAGE |
|------|--------|-------------|-----------------|-----|---------------------------------|---|---|---|---|-------------------|----------|
| | | | | | 1 | 2 | 3 | 4 | 5 | 6 (PRODUCT LEVEL) | |
| | 1 | 1 | 8C-8522 | 1 | PAWL - LATCH | | | | | | |
| | 2 | 1 | 129-4741 | 1 | LATCH AS-T-BAR | | | | | | |
| | 3 | 1 | 151-2963 | 1 | DOOR AS | | | | | | |
| M | 4 | 1 | 6V-7743 | 2 | LOCKNUT (M6X1-THD) | | | | | | |
| M | 5 | 1 | 8T-4133 | 2 | NUT (M10X1.5-THD) | | | | | | |
| | 6 | 1 | 8T-4205 | 2 | WASHER-HARD (7.2X14.5X2-MM THK) | | | | | | |

M-METRIC PART



GRAPHIC #1

<END>

g00739059

FRAME AND BODY

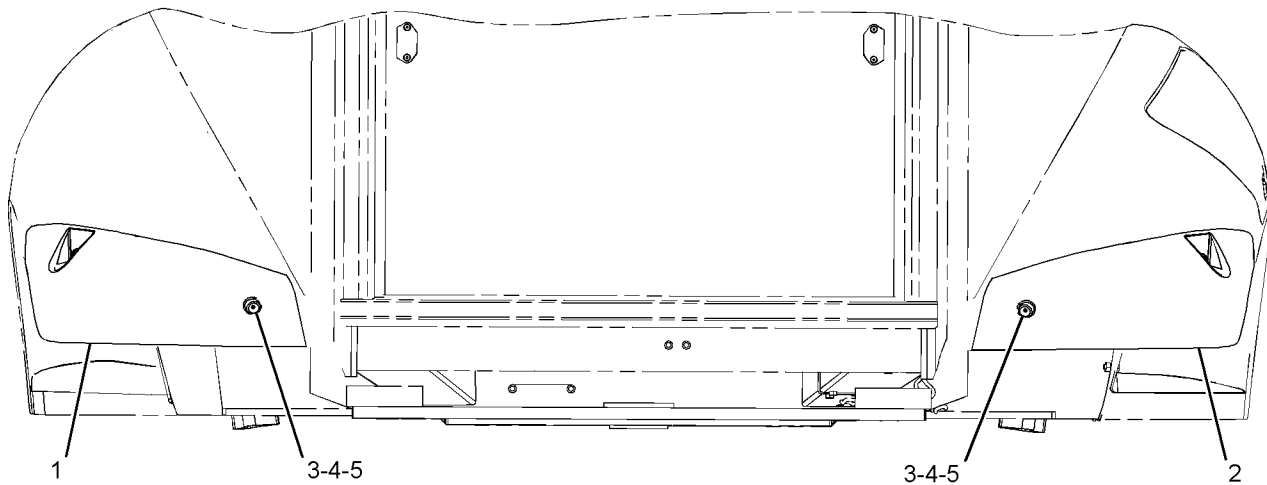
249-9328 EXTENSION GP-FENDER (CHG -01, -02)

S/N: HLS1-UP
AN ATTACHMENT

SMCS-7252

i02446010

| NOTE | REF NO | GRAPHIC REF | PART NUMBER | QTY | PART NAME | | | | | | SEE PAGE |
|------|--------|-------------|-------------|-----|-----------------------|---|---|---|---|-------------------|----------|
| | | | | | 1 | 2 | 3 | 4 | 5 | 6 (PRODUCT LEVEL) | |
| | 1 | 1 | 249-9329 | 1 | EXTENSION-FENDER (LH) | | | | | | |
| | 2 | 1 | 249-9330 | 1 | EXTENSION-FENDER (RH) | | | | | | |
| | 3 | 1 | 251-4889 | 8 | WASHER-HARD | | | | | | |
| | 4 | 1 | 251-4890 | 4 | SCREW-MACHINE | | | | | | |
| | 5 | 1 | 251-4891 | 4 | LOCKNUT | | | | | | |



REAR VIEW

GRAPHIC #1

<END>

g01231585

FRAME AND BODY

201-3954 FENDER GP-FRONT (CHG -00 THRU -03)

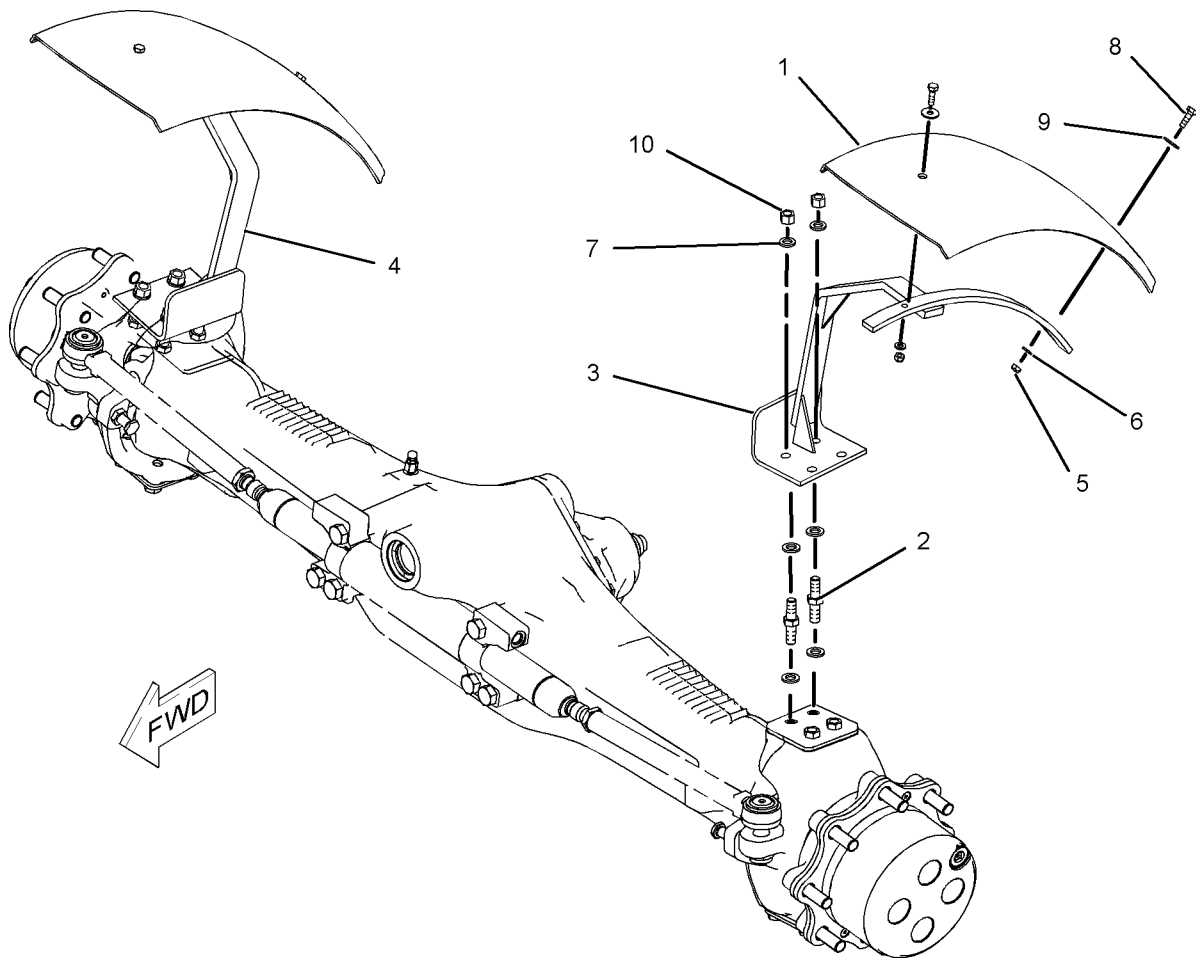
S/N: HLS1-UP
AN ATTACHMENT

SMCS-7252

i02440916

| NOTE | REF NO | GRAPHIC REF | PART NUMBER | QTY | PART NAME | | | | | | SEE PAGE |
|------|--------|-------------|-------------|-----|----------------------------------|---|---|---|---|-------------------|----------|
| | | | | | 1 | 2 | 3 | 4 | 5 | 6 (PRODUCT LEVEL) | |
| | 1 | 1 | 162-4004 | 2 | FENDER (FRONT) | | | | | | |
| M | 2 | 1 | 199-0783 | 4 | BOLT (M16X2X38-MM) | | | | | | |
| | 3 | 1 | 222-1801 | 1 | BRACKET AS (LH) | | | | | | |
| | 4 | 1 | 222-1802 | 1 | BRACKET AS (RH) | | | | | | |
| M | 5 | 1 | 6V-7744 | 4 | LOCKNUT (M10X1.15-THD) | | | | | | |
| | 6 | 1 | 8T-4121 | 4 | WASHER-HARD (11X21X2.5-MM THK) | | | | | | |
| M | 7 | 1 | 8T-4122 | 12 | WASHER-HARD (17X32X3.5-MM THK) | | | | | | |
| M | 8 | 1 | 8T-4195 | 4 | BOLT (M10X1.5X30-MM) | | | | | | |
| | 9 | 1 | 8T-4222 | 4 | WASHER-PLATED (11X32X2.5-MM THK) | | | | | | |
| M | 10 | 1 | 8T-4778 | 4 | LOCKNUT (M16X2-THD) | | | | | | |

M-METRIC PART



GRAPHIC #1

<END>

g01027709

FRAME AND BODY

213-1891 FENDER GP-REAR (CHG -02 THRU -05)

S/N: HLS1-UP

PART OF 269-2125, 269-2126, 269-2127 CAB AR, 269-2123, 269-2124 CANOPY AR
AN ATTACHMENT

SMCS-7252

i02381001

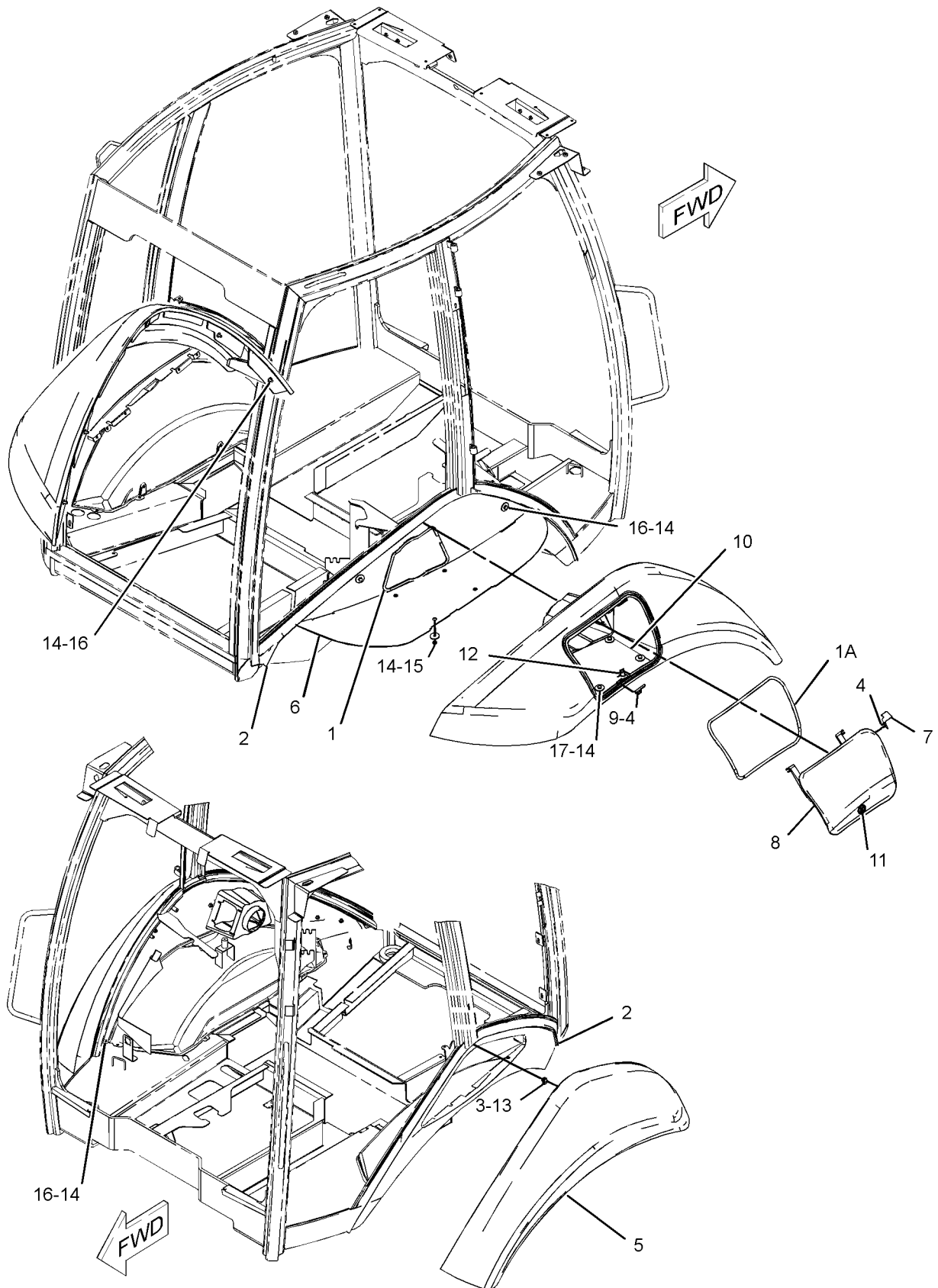
| NOTE | REF NO | GRAPHIC REF | PART NUMBER | QTY | PART NAME | | | | | | SEE PAGE |
|------|--------|-------------|-----------------|-----|----------------------------------|---|---|---|---|-------------------|----------|
| | | | | | 1 | 2 | 3 | 4 | 5 | 6 (PRODUCT LEVEL) | |
| E | 1 | 1 | 220-0738 | | SEAL (74-CM) | | | | | | |
| E | 1A | 1 | 220-0738 | | SEAL (118-CM) | | | | | | |
| E | 2 | 1 | 244-3113 | | SEAL (203-CM EACH) | | | | | | |
| | 3 | 1 | 116-5763 | 1 | CLIP-SPRING | | | | | | |
| M | 4 | 1 | 193-9055 | 4 | SCREW-HEX FLANGE | | | | | | |
| | 5 | 1 | 211-3783 | 1 | FENDER-REAR (LH) | | | | | | |
| | 6 | 1 | 213-1881 | 1 | FENDER-REAR (RH) | | | | | | |
| | 7 | 1 | 213-1884 | 1 | CLIP | | | | | | |
| | 8 | 1 | 213-1887 | 1 | COVER-FENDER | | | | | | |
| | 9 | 1 | 213-1889 | 1 | PLATE | | | | | | |
| | 10 | 1 | 225-0060 | 1 | GUARD | | | | | | |
| J | 11 | 1 | 226-0291 | 1 | LOCK AS | | | | | | |
| | 12 | 1 | 227-5556 | 1 | PLATE | | | | | | |
| M | 13 | 1 | 127-2170 | 1 | SCREW-TRUSS HEAD (M8X1.25X20-MM) | | | | | | |
| | 14 | 1 | 156-0283 | 20 | WASHER-HARD (8.4X35X2.5-MM THK) | | | | | | |
| M | 15 | 1 | 6V-9189 | 4 | LOCKNUT (M8X1.25-THD) | | | | | | |
| M | 16 | 1 | 8T-5091 | 12 | BOLT (M8X1.25X20-MM) | | | | | | |
| M | 17 | 1 | 8T-5093 | 4 | BOLT-LOCKING (M8X1.25X25-MM) | | | | | | |

E-ORDER BY THE CENTIMETER
J-REQUIRES 5P8500 KEY
M-METRIC PART

FRAME AND BODY

213-1891 FENDER GP-REAR (contd.)

i02381001



GRAPHIC #1

<END>

g01190381

FRAME AND BODY

223-3965 FLOORPLATE GP (CHG -02 THRU -04)

S/N: HLS1-UP

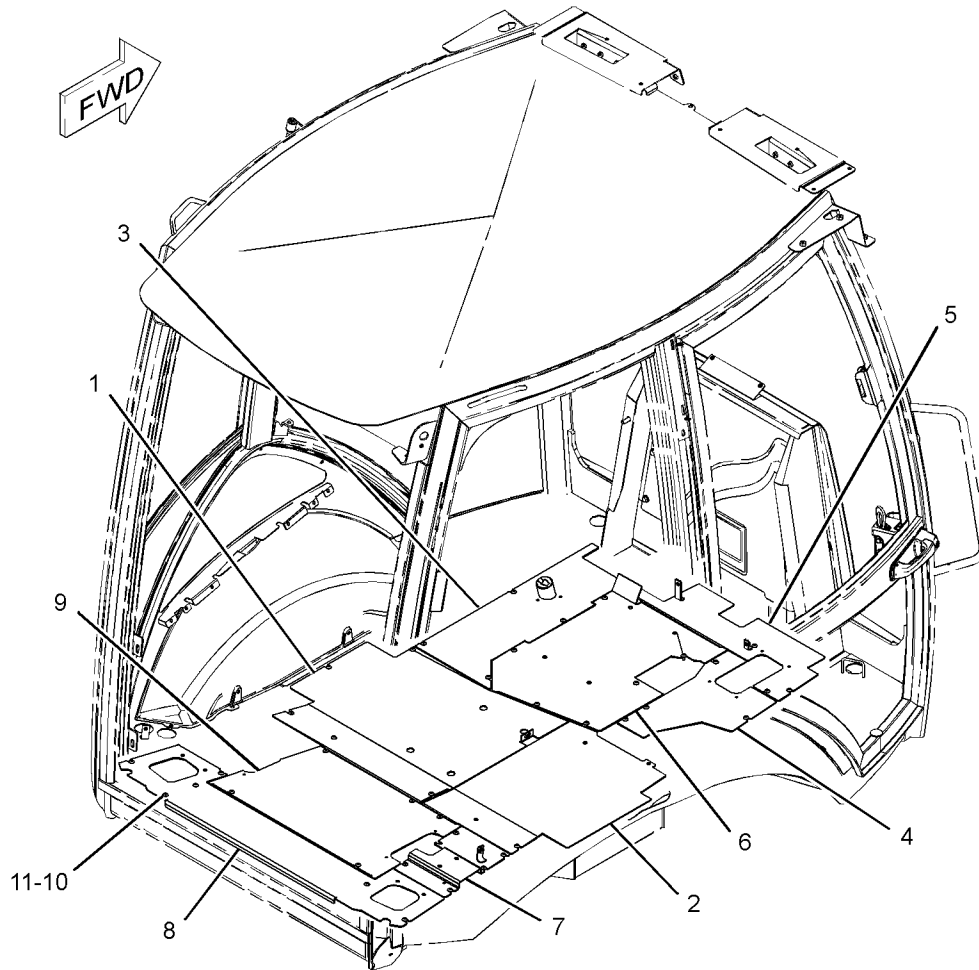
PART OF 269-2123, 269-2124 CANOPY AR
AN ATTACHMENT

SMCS-7265

i02446406

| NOTE | REF NO | GRAPHIC REF | PART NUMBER | QTY | PART NAME | | | | | | SEE PAGE |
|------|--------|-------------|-------------|-----|-------------------------------|---|---|---|---|-------------------|----------|
| | | | | | 1 | 2 | 3 | 4 | 5 | 6 (PRODUCT LEVEL) | |
| | 1 | 1 | 206-1832 | 1 | PLATE AS | | | | | | |
| | 2 | 1 | 223-3962 | 1 | PLATE AS | | | | | | |
| | 3 | 1 | 223-4546 | 1 | PLATE AS | | | | | | |
| | 4 | 1 | 232-2865 | 1 | PLATE AS | | | | | | |
| | 5 | 1 | 232-2869 | 1 | PLATE AS | | | | | | |
| | 6 | 1 | 232-2870 | 1 | PLATE AS | | | | | | |
| | 7 | 1 | 269-3269 | 1 | PLATE AS | | | | | | |
| | 8 | 1 | 283-8562 | 1 | PLATE AS | | | | | | |
| | 9 | 1 | 283-8563 | 1 | PLATE AS | | | | | | |
| | 10 | 1 | 9X-2038 | 40 | WASHER (7X19X2-MM THK) | | | | | | |
| M | 11 | 1 | 9X-2043 | 40 | SCREW-TRUSS HEAD (M6X1X14-MM) | | | | | | |

M-METRIC PART



GRAPHIC #1

<END>

g01234300

FRAME AND BODY

223-3966 FLOORPLATE GP (CHG -02 THRU -04)

S/N: HLS1-UP

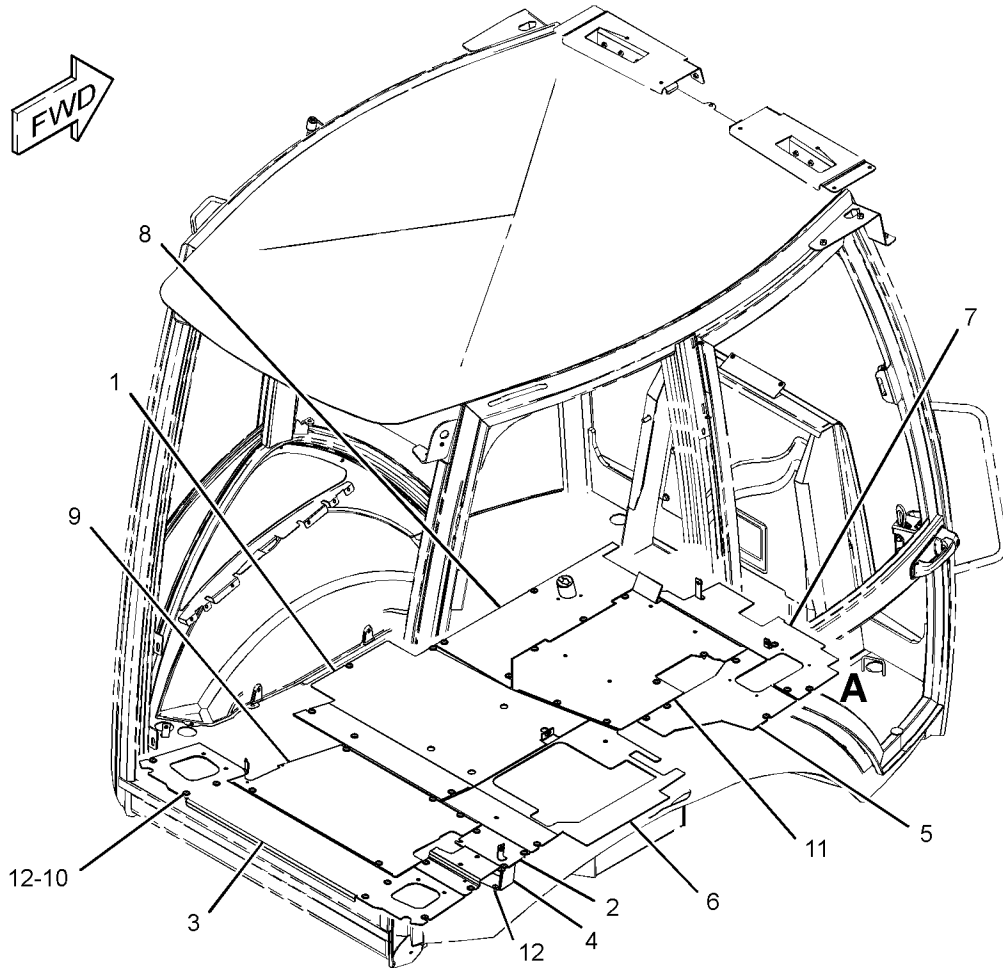
PART OF 269-2125, 269-2126, 269-2127 CAB AR
AN ATTACHMENT

SMCS-7265

i02447122

| NOTE | REF NO | GRAPHIC REF | PART NUMBER | QTY | PART NAME | | | | | | SEE PAGE |
|------|--------|-------------|-------------|-----|-------------------------------|---|---|---|---|-------------------|----------|
| | | | | | 1 | 2 | 3 | 4 | 5 | 6 (PRODUCT LEVEL) | |
| | 1 | 1 | 206-1832 | 1 | PLATE AS | | | | | | |
| | 2 | 1 | 269-3269 | 1 | PLATE AS | | | | | | |
| | 3 | 1 | 283-8562 | 1 | PLATE AS | | | | | | |
| | 4 | 1 | 206-1850 | 1 | PLATE AS | | | | | | |
| | 5 | 1 | 232-2865 | 1 | PLATE AS | | | | | | |
| | 6 | 1 | 223-3964 | 1 | PLATE AS | | | | | | |
| | 7 | 1 | 232-2869 | 1 | PLATE AS | | | | | | |
| | 8 | 1 | 223-4546 | 1 | PLATE AS | | | | | | |
| | 9 | 1 | 283-8563 | 1 | PLATE AS | | | | | | |
| | 10 | 1 | 9X-2038 | 40 | WASHER (7X19X2-MM THK) | | | | | | |
| | 11 | 1 | 232-2870 | 1 | PLATE AS | | | | | | |
| M | 12 | 1 | 9X-2043 | 44 | SCREW-TRUSS HEAD (M6X1X14-MM) | | | | | | |

M-METRIC PART



GRAPHIC #1

<END>

g01231889

FRAME AND BODY

214-2000 FRAME GP-LOADER-SINGLE TILT (CHG -02 THRU -04)

S/N: HLS1-UP

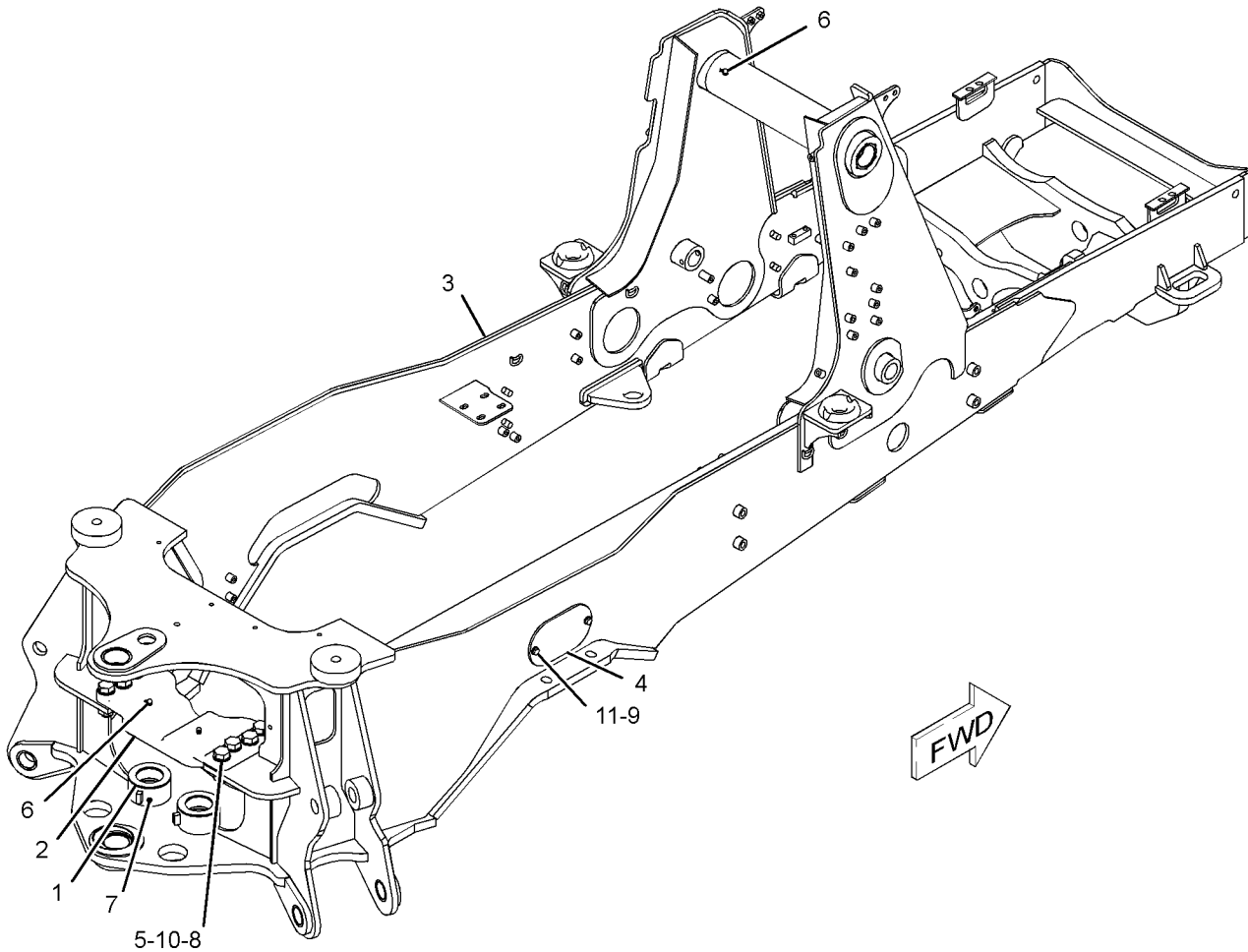
PART OF 213-9287 CHASSIS AR

SMCS-7054

i02457553

| NOTE | REF NO | GRAPHIC REF | PART NUMBER | QTY | PART NAME | | | | | | SEE PAGE |
|------|--------|-------------|-------------|-----|--------------------------------|---|---|---|---|-------------------|----------|
| | | | | | 1 | 2 | 3 | 4 | 5 | 6 (PRODUCT LEVEL) | |
| | 1 | 1 | 9R-0481 | 2 | WASHER (71X110X4-MM THK) | | | | | | |
| | 2 | 1 | 209-4777 | 1 | CAP & BEARING AS | | | | | | |
| | | 1 | 9R-4110 | 2 | BEARING-SLEEVE | | | | | | |
| | 3 | 1 | 214-2001 | 1 | FRAME AS | | | | | | |
| | | 1 | 7T-1099 | 20 | LINK | | | | | | |
| | | 1 | 8Y-4489 | 7 | BOSS-THREADED | | | | | | |
| M | | 1 | 9R-2672 | 36 | BOSS-THREADED | | | | | | |
| | 4 | 1 | 214-4754 | 2 | PLATE | | | | | | |
| M | 5 | 1 | 114-6099 | 8 | BOLT (M24X3X80-MM) | | | | | | |
| | 6 | 1 | 3B-8488 | 3 | FITTING-GREASE | | | | | | |
| | 7 | 1 | 3B-8489 | 2 | FITTING-GREASE | | | | | | |
| M | 8 | 1 | 8T-4001 | 8 | NUT (M24X3-THD) | | | | | | |
| | 9 | 1 | 8T-4121 | 4 | WASHER-HARD (11X21X2.5-MM THK) | | | | | | |
| | 10 | 1 | 8T-4167 | 16 | WASHER-HARD (26X44X4-MM THK) | | | | | | |
| M | 11 | 1 | 8T-4195 | 4 | BOLT (M10X1.5X30-MM) | | | | | | |

M-METRIC PART



GRAPHIC #1

<END>

g01226864

FRAME AND BODY

251-4519 FRAME GP-SWING (CHG -00 THRU -03)

S/N: HLS1-UP

PART OF 213-9287 CHASSIS AR

SMCS-6506

i02356700

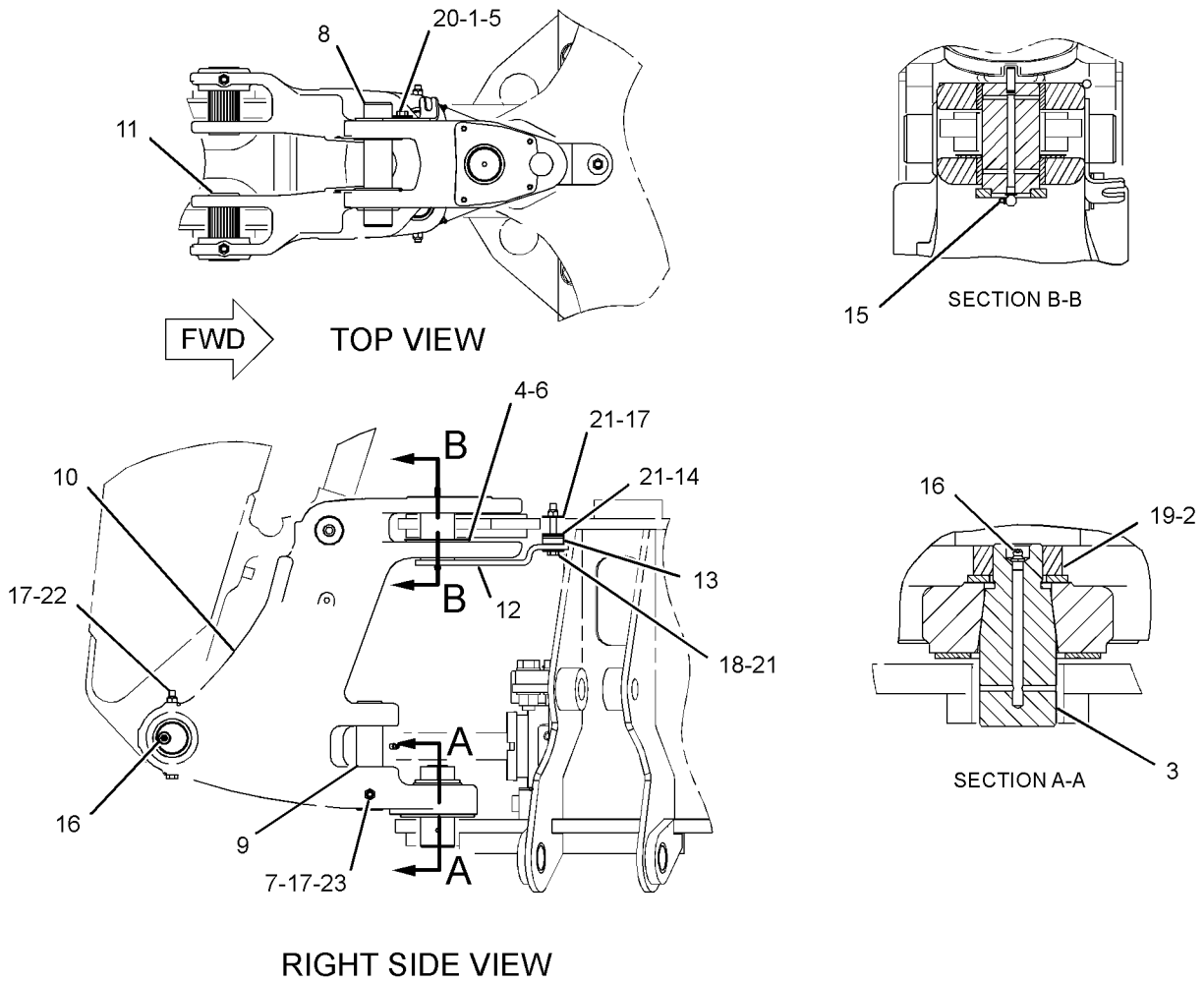
| NOTE | REF NO | GRAPHIC REF | PART NUMBER | QTY | PART NAME | | | | | | SEE PAGE |
|------|--------|-------------|-------------|-----|------------------------------------|---|---|---|---|-------------------|----------|
| | | | | | 1 | 2 | 3 | 4 | 5 | 6 (PRODUCT LEVEL) | |
| | 1 | 1 | 8T-4821 | 1 | WASHER (13.5X40X3-MM THK) | | | | | | |
| | 2 | 1 | 8T-4837 | 1 | WASHER (48X85X6-MM THK) | | | | | | |
| | 3 | 1 | 130-0484 | 1 | PIN | | | | | | |
| B | 4 | 1 | 9R-5429 | 2 | SPACER (67.5X120X3-MM THK) | | | | | | |
| | 5 | 1 | 9R-7882 | 1 | SPACER (14X25X7-MM THK) | | | | | | |
| B | 6 | 1 | 9R-8291 | 2 | SPACER (66X125X1-MM THK) | | | | | | |
| | 7 | 1 | 270-5290 | 1 | BOLT-SOCKET HEAD (M12X1.75X300-MM) | | | | | | |
| | 8 | 1 | 209-6850 | 1 | PIN AS | | | | | | |
| | 9 | 1 | 209-6855 | 2 | PIN | | | | | | |
| | 10 | 1 | 209-6862 | 1 | FRAME AS-SWING | | | | | | |
| | | 1 | 9R-0366 | 1 | WASHER (80X140X5-MM THK) | | | | | | |
| | | 1 | 209-6872 | 1 | FRAME-SWING | | | | | | |
| | | 1 | 213-6702 | 4 | BEARING-SLEEVE | | | | | | |
| | | 1 | 237-0944 | 2 | BEARING-SLEEVE | | | | | | |
| | | 1 | 237-0945 | 2 | BEARING-SLEEVE | | | | | | |
| | | 1 | 246-9330 | 2 | BEARING-SLEEVE | | | | | | |
| | 11 | 1 | 237-5330 | 2 | PIN | | | | | | |
| | 12 | 1 | 247-7631 | 1 | PIN AS | | | | | | |
| | 13 | 1 | 250-0741 | 1 | LUG | | | | | | |
| B | 14 | 1 | 136-7440 | 2 | SHIM (1-MM THK) | | | | | | |
| | 15 | 1 | 3B-8488 | 1 | FITTING-GREASE | | | | | | |
| | 16 | 1 | 3B-8489 | 3 | FITTING-GREASE | | | | | | |
| M | 17 | 1 | 6V-7687 | 4 | LOCKNUT (M12X1.75-THD) | | | | | | |
| M | 18 | 1 | 7Y-0589 | 1 | BOLT (M12X1.75X90-MM) | | | | | | |
| M | 19 | 1 | 8T-3652 | 1 | NUT (M42X25-THD) | | | | | | |
| M | 20 | 1 | 8T-4139 | 1 | BOLT (M12X1.75X30-MM) | | | | | | |
| B | 21 | 1 | 8T-4821 | 4 | WASHER (13.5X40X3-MM THK) | | | | | | |
| M | 22 | 1 | 8T-7930 | 2 | BOLT (M12X1.75X160-MM) | | | | | | |
| | 23 | 1 | 5P-1076 | 3 | WASHER-HARD (13.5X30X4-MM THK) | | | | | | |

B-USE AS REQUIRED
M-METRIC PART

FRAME AND BODY

251-4519 FRAME GP-SWING (contd.)

i02356700



GRAPHIC #1

<END>

g01184148

FRAME AND BODY

217-9672 GUARD GP-DRIVE SHAFT (CHG -02 THRU -04)

S/N: HLS1-UP

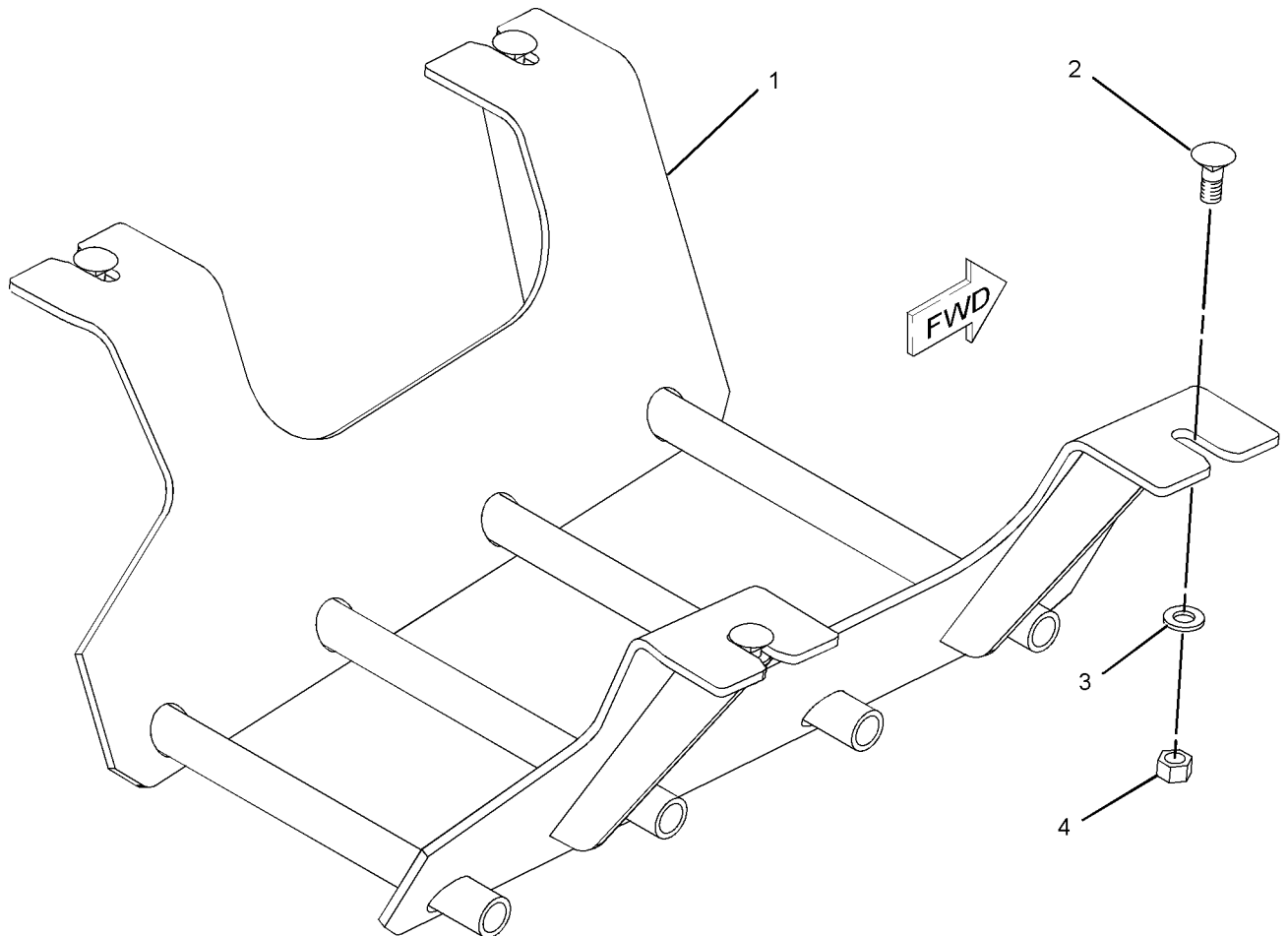
PART OF 216-4740 DRIVE AR-BACKHOE LOADER
AN ATTACHMENT

SMCS-7153

i02149110

| NOTE | REF NO | GRAPHIC REF | PART NUMBER | QTY | PART NAME | | | | | | SEE PAGE |
|------|--------|-------------|-------------|-----|---------------------------------|---|---|---|---|-------------------|----------|
| | | | | | 1 | 2 | 3 | 4 | 5 | 6 (PRODUCT LEVEL) | |
| | 1 | 1 | 216-5981 | 1 | GUARD AS | | | | | | |
| | 2 | 1 | 220-5530 | 4 | BOLT-ROUND HEAD (M16X2X39.6-MM) | | | | | | |
| M | 3 | 1 | 8T-4122 | 4 | WASHER-HARD (17X32X3.5-MM THK) | | | | | | |
| M | 4 | 1 | 8T-4132 | 4 | NUT (M16X2-THD) | | | | | | |

M-METRIC PART



GRAPHIC #1

<END>

g01083443

FRAME AND BODY

256-0324 GUARD GP-RADIATOR (CHG -00)

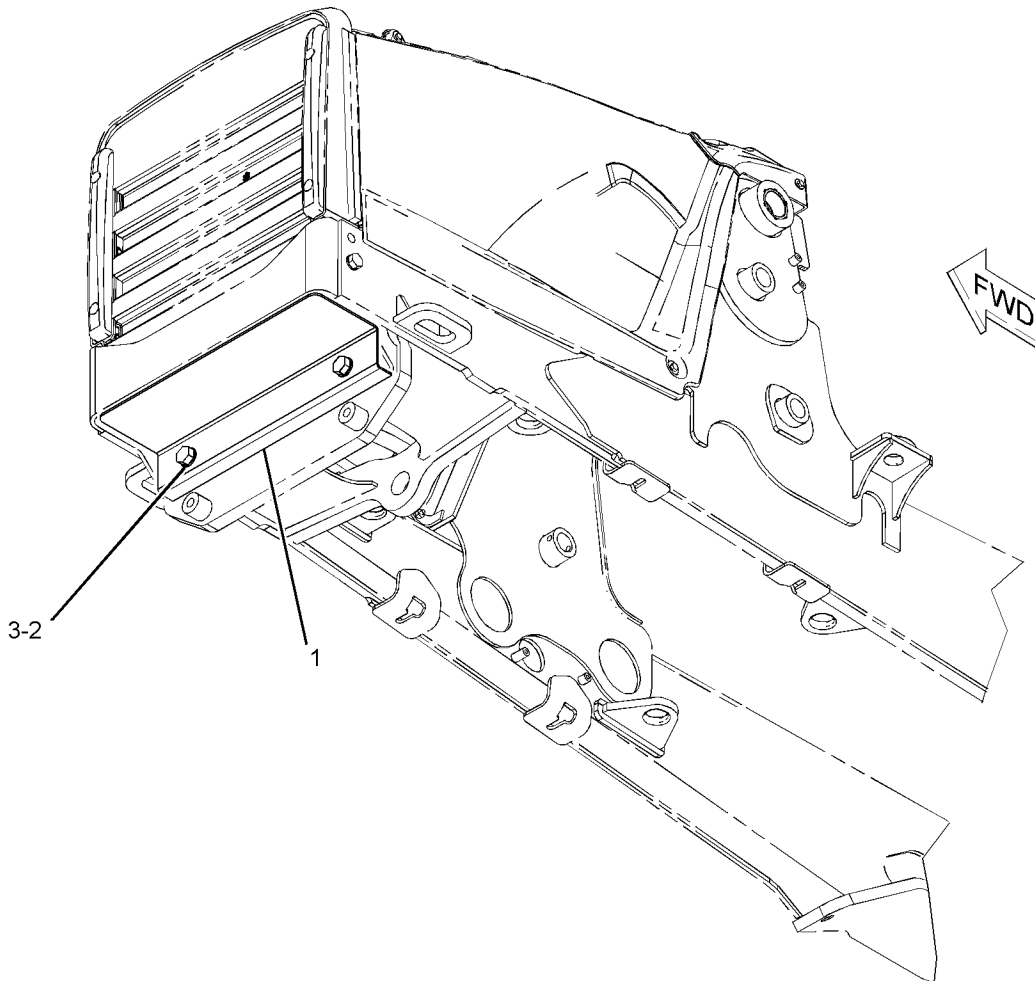
S/N: HLS1-UP
AN ATTACHMENT

SMCS-7155

i02446181

| NOTE | REF NO | GRAPHIC REF | PART NUMBER | QTY | PART NAME | | | | | | SEE PAGE |
|------|--------|-------------|-----------------|-----|------------------------------|---|---|---|---|-------------------|----------|
| | | | | | 1 | 2 | 3 | 4 | 5 | 6 (PRODUCT LEVEL) | |
| | 1 | 1 | 256-0323 | 1 | COVER | | | | | | |
| M | 2 | 1 | 7X-2572 | 2 | BOLT (M24X3X35-MM) | | | | | | |
| | 3 | 1 | 8T-4167 | 2 | WASHER-HARD (26X44X4-MM THK) | | | | | | |

M-METRIC PART



GRAPHIC #1

<END>

g01096781

FRAME AND BODY

211-3546 HOOD & GUARD GP (CHG -02 THRU -06)

S/N: HLS1-UP

PART OF 213-9287 CHASSIS AR

SMCS-7150, 7251

i02430898

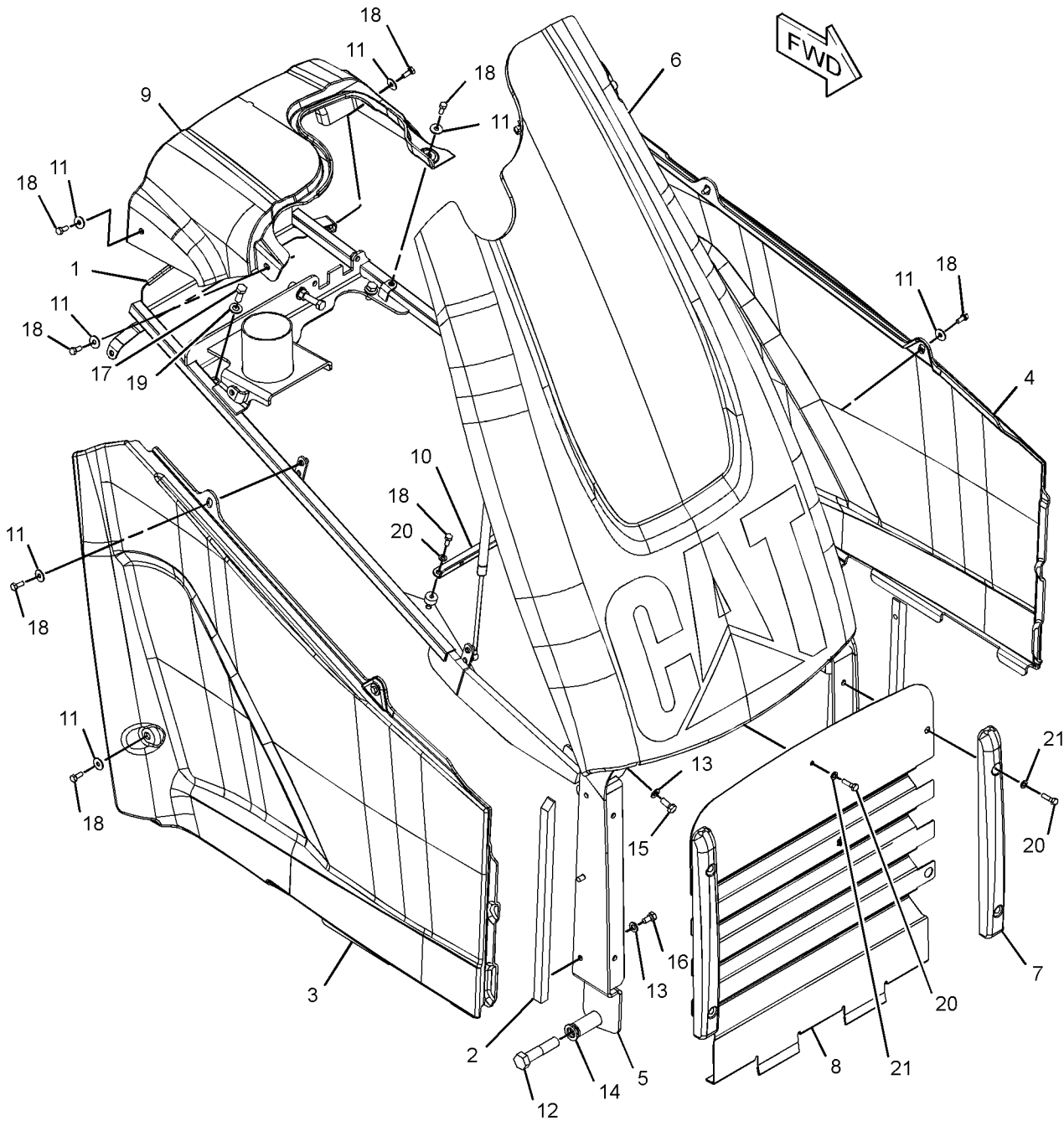
| NOTE | REF NO | GRAPHIC REF | PART NUMBER | QTY | PART NAME | | | | | | SEE PAGE |
|------|--------|-------------|-------------|-----|----------------------------------|---|---|---|---|-------------------|----------|
| | | | | | 1 | 2 | 3 | 4 | 5 | 6 (PRODUCT LEVEL) | |
| D | 1 | 1 | 6V-1580 | | SEAL (0.4-M) | | | | | | |
| | 2 | 1 | 123-0428 | 2 | BAR | | | | | | |
| | 3 | 1 | 231-9363 | 1 | ENCLOSURE AS (RH) | | | | | | |
| | 4 | 1 | 244-1085 | 1 | ENCLOSURE (LH) | | | | | | |
| | 5 | 1 | 244-7614 | 1 | GUARD AS | | | | | | |
| Y | 6 | 1 | 245-5728 | 1 | HOOD GP-ENGINE | | | | | | 245 |
| | 7 | 1 | 247-1080 | 2 | BUMPER AS | | | | | | |
| | 8 | 1 | 247-6296 | 1 | GRILL | | | | | | |
| | 9 | 1 | 250-3344 | 1 | COWLING AS | | | | | | |
| | | 1 | 250-3331 | 1 | FILM-STRIPE (YELLOW) | | | | | | |
| | 10 | 1 | 252-9725 | 1 | BRACE | | | | | | |
| | 11 | 1 | 7X-0579 | 10 | WASHER-HARD (8.8X25.5X2-MM THK) | | | | | | |
| M | 12 | 1 | 7X-2564 | 2 | BOLT (M20X2.5X90-MM) | | | | | | |
| | 13 | 1 | 8T-4121 | 8 | WASHER-HARD (11X21X2.5-MM THK) | | | | | | |
| | 14 | 1 | 8T-4123 | 2 | WASHER-PLATED (22X35X3.5-MM THK) | | | | | | |
| M | 15 | 1 | 8T-4136 | 2 | BOLT (M10X1.5X25-MM) | | | | | | |
| M | 16 | 1 | 8T-4137 | 6 | BOLT (M10X1.5X20-MM) | | | | | | |
| M | 17 | 1 | 8T-4139 | 2 | BOLT (M12X1.75X30-MM) | | | | | | |
| M | 18 | 1 | 8T-4189 | 12 | BOLT (M8X1.25X20-MM) | | | | | | |
| | 19 | 1 | 8T-4223 | 2 | WASHER-HARD (13.5X25.5X3-MM THK) | | | | | | |
| | 20 | 1 | 8T-4224 | 7 | WASHER-HARD (8.8X16X2-MM THK) | | | | | | |
| M | 21 | 1 | 8T-7547 | 5 | BOLT (M8X1.25X30-MM) | | | | | | |

D-ORDER BY THE METER
M-METRIC PART
Y-SEPARATE ILLUSTRATION

FRAME AND BODY

211-3546 HOOD & GUARD GP (contd.)

i02430898



GRAPHIC #1

<END>

g01214320

FRAME AND BODY

245-5728 HOOD GP-ENGINE (CHG -01 THRU -03)

S/N: HLS1-UP

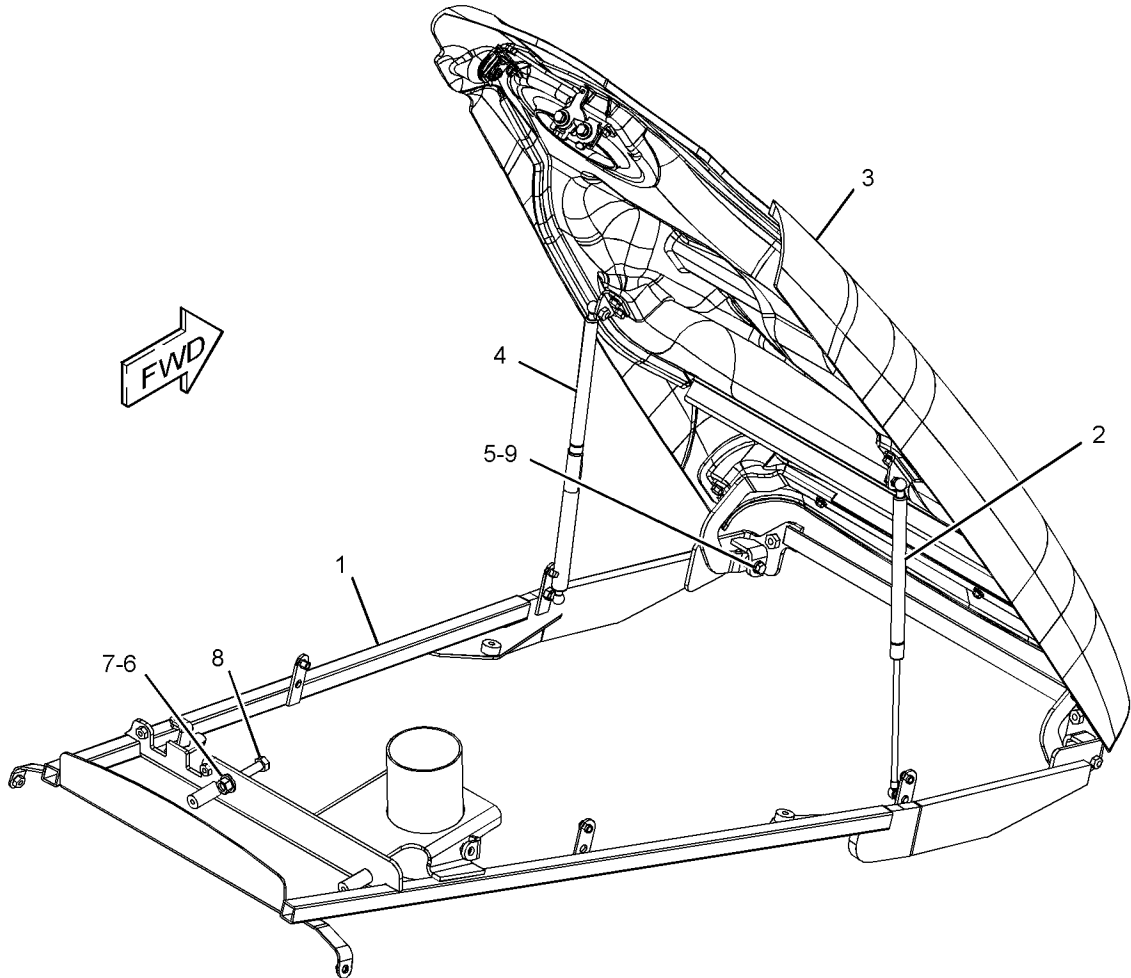
PART OF 211-3546 HOOD & GUARD GP

SMCS-7251

i02433407

| NOTE | REF NO | GRAPHIC REF | PART NUMBER | QTY | PART NAME | | | | | | SEE PAGE |
|-------------------------------|--------|-------------|-----------------|-----|----------------------------------|---|---|---|---|-------------------|----------|
| | | | | | 1 | 2 | 3 | 4 | 5 | 6 (PRODUCT LEVEL) | |
| | 1 | 1 | 245-1223 | 1 | FRAME AS | | | | | | |
| J | 2 | 1 | 250-5881 | 1 | SPRING AS-GAS (LH) | | | | | | |
| Y | 3 | 1 | 253-5384 | 1 | HOOD GP-ENGINE | | | | | | 246 |
| J | 4 | 1 | 254-9301 | 1 | SPRING AS-GAS (RH) | | | | | | |
| | 5 | 1 | 3B-4506 | 2 | LOCKWASHER | | | | | | |
| | 6 | 1 | 8T-4223 | 2 | WASHER-HARD (13.5X25.5X3-MM THK) | | | | | | |
| M | 7 | 1 | 8T-4244 | 2 | NUT (M12X1.75-THD) | | | | | | |
| M | 8 | 1 | 8T-4648 | 1 | BOLT (M12X1.75X70-MM) | | | | | | |
| M | 9 | 1 | 8T-6869 | 2 | BOLT (M8X1.25X60-MM) | | | | | | |
| AVAILABLE REPAIR KIT(S): | | | | | | | | | | | |
| J | | | 275-0001 | 2 | KIT-GAS SPRING | | | | | | |
| (EACH INCLUDES STUDS & CLIPS) | | | | | | | | | | | |

J-KIT MARKED J AVAILABLE FOR PART(S) MARKED J
M-METRIC PART
Y-SEPARATE ILLUSTRATION



GRAPHIC #1

<END>

g01214334

FRAME AND BODY

253-5384 HOOD GP-ENGINE (CHG -00 THRU -03)

S/N: HLS1-UP

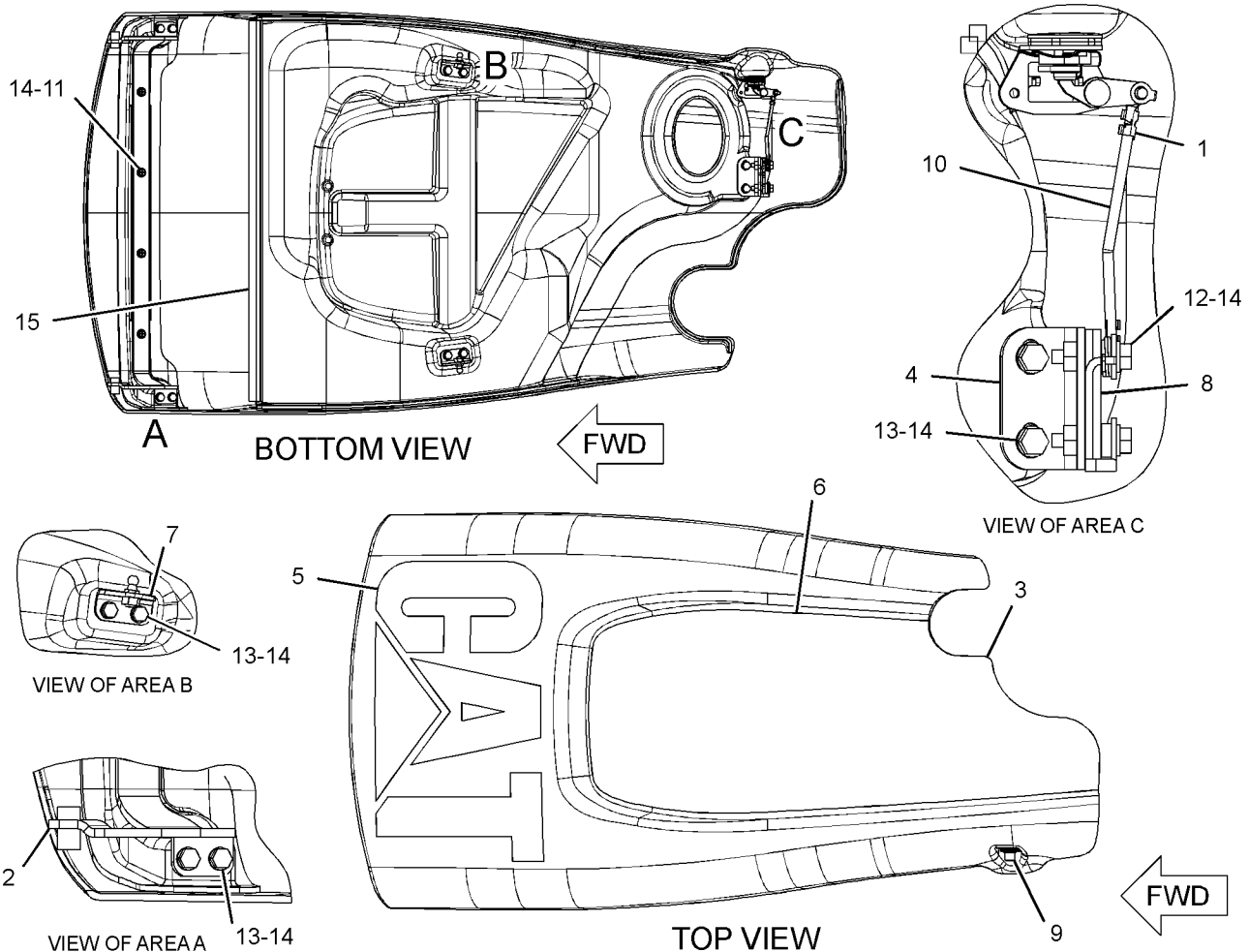
PART OF 245-5728 HOOD GP-ENGINE

SMCS-7251

i02430953

| NOTE | REF NO | GRAPHIC REF | PART NUMBER | QTY | PART NAME | | | | | | SEE PAGE |
|------|--------|-------------|-------------|-----|-------------------------------|---|---|---|---|-------------------|----------|
| | | | | | 1 | 2 | 3 | 4 | 5 | 6 (PRODUCT LEVEL) | |
| | 1 | 1 | 5E-8557 | 1 | CLIP | | | | | | |
| | 2 | 1 | 245-4914 | 1 | HINGE AS | | | | | | |
| | 3 | 1 | 246-2718 | 1 | HOOD AS | | | | | | |
| | 4 | 1 | 248-0395 | 1 | BRACKET AS | | | | | | |
| | 5 | 1 | 250-1878 | 1 | FILM-IDENTIFICATION (CAT) | | | | | | |
| | 6 | 1 | 250-3330 | 1 | FILM-STRIP (YELLOW) | | | | | | |
| | 7 | 1 | 250-6850 | 2 | BRACKET AS | | | | | | |
| | 8 | 1 | 250-6858 | 1 | LATCH AS (HOOD) | | | | | | |
| | 9 | 1 | 251-4374 | 1 | LOCK AS (HOOD) | | | | | | |
| | 10 | 1 | 251-4375 | 1 | ROD | | | | | | |
| M | 11 | 1 | 6V-8931 | 4 | SCREW-WASHER HEAD | | | | | | |
| M | 12 | 1 | 7X-2537 | 2 | BOLT (M8X1.25X35-MM) | | | | | | |
| M | 13 | 1 | 8T-4189 | 10 | BOLT (M8X1.25X20-MM) | | | | | | |
| | 14 | 1 | 8T-4224 | 16 | WASHER-HARD (8.8X16X2-MM THK) | | | | | | |
| E | 15 | 1 | 9X-8699 | | SEAL (70-CM) | | | | | | |

E-ORDER BY THE CENTIMETER
M-METRIC PART



GRAPHIC #1

<END>

g01204459

HYDRAULIC SYSTEM

226-0420 ACCUMULATOR GP-PILOT OIL-CHARGED (CHG -00)

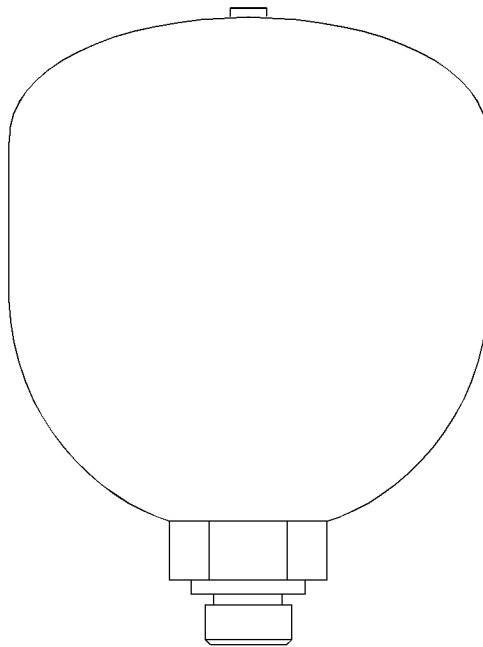
S/N: HLS1-UP

PART OF 267-2765 LINES GP-PILOT

SMCS-5077

i02431359

| NOTE | REF NO | GRAPHIC REF | PART NUMBER | QTY | PART NAME | SEE PAGE |
|---------------------|--------|-------------|-------------|-----|-----------------------------|----------|
| | | | | | 1 2 3 4 5 6 (PRODUCT LEVEL) | |
| (NO SERVICED PARTS) | | | | | | |



GRAPHIC #1

<END>

g01214922

HYDRAULIC SYSTEM

162-3960 ACCUMULATOR GP-RIDE CONTROL-CHARGED

(CHG -04 THRU -07)

S/N: HLS1-UP

PART OF 264-0187 KIT-RIDE CONTROL, 246-9802 LINES GP-RIDE CONTROL
AN ATTACHMENT

SMCS-5077

i02429597

| NOTE | REF NO | GRAPHIC REF | PART NUMBER | QTY | PART NAME | | | | | | SEE PAGE |
|------|--------|-------------|-------------|-----|--|---|---|---|---|-------------------|----------|
| | | | | | 1 | 2 | 3 | 4 | 5 | 6 (PRODUCT LEVEL) | |
| | 1 | 1 | 158-2306 | 1 | VALVE-GAS | | | | | | |
| | 2 | 1 | 241-0037 | 1 | FILM-WARNING (HIGH PRESSURE, READ OMM) | | | | | | |
| | 3 | 1 | 170-0503 | 1 | FILM (PLATE-NAME) | | | | | | |
| | | | | | AVAILABLE REPAIR KIT(S): | | | | | | |
| | | | 160-0496 | 1 | KIT-SEAL (ACCUMULATOR) | | | | | | |
| | | | | | (INCLUDES SEALS) | | | | | | |



GRAPHIC #1

<END>

g01220710

HYDRAULIC SYSTEM

209-9937 CONTROL AR-RIDE (CHG -02 THRU -06)

S/N: HLS1-UP
AN ATTACHMENT

SMCS-5004

i02105094

| NOTE | PART NUMBER | QTY | PART NAME | | | | | | SEE PAGE |
|------|-------------|-----|-----------|---------|---------|---|---|-------------------|----------|
| | | | 1 | 2 | 3 | 4 | 5 | 6 (PRODUCT LEVEL) | |
| Y | 246-9802 | 1 | LINES | GP-RIDE | CONTROL | | | | 329 |
| Y | 211-4259 | 1 | WIRING | GP-RIDE | CONTROL | | | | 134 |

Y-SEPARATE ILLUSTRATION

<END>

HYDRAULIC SYSTEM

206-1645 CONTROL GP-HYDRAULIC HAND-LOADER

(CHG -01 THRU -04)

S/N: HLS1-UP

SINGLE TILT

PART OF 269-2144 VALVE AR-BANK 2

AN ATTACHMENT

SMCS-5063

i02396926

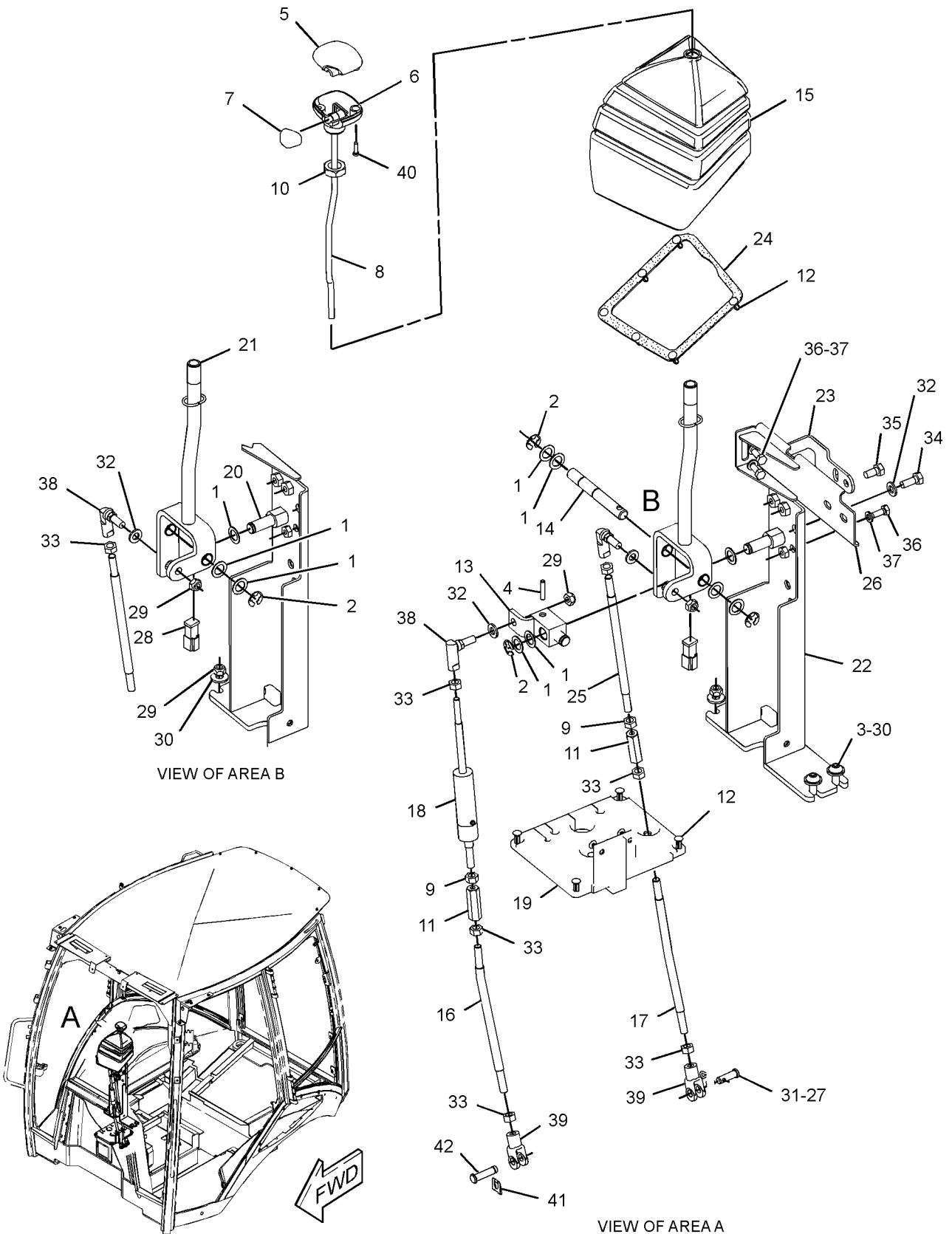
| NOTE | REF NO | GRAPHIC REF | PART NUMBER | QTY | PART NAME | | | | | | SEE PAGE |
|------|--------|-------------|-------------|-----|--|---|---|---|---|-------------------|----------|
| | | | | | 1 | 2 | 3 | 4 | 5 | 6 (PRODUCT LEVEL) | |
| | 1 | 1 | 1K-0502 | 7 | WASHER (16.3X25.4X1.2-MM THK) | | | | | | |
| | 2 | 1 | 2R-0364 | 3 | RING-RETAINING | | | | | | |
| M | 3 | 1 | 9X-2040 | 2 | SCREW-TRUSS HEAD (M10X1.5X25-MM) | | | | | | |
| | 4 | 1 | 5H-3193 | 1 | PIN-SPRING | | | | | | |
| | 5 | 1 | 9R-1765 | 1 | KNOB (TOP) | | | | | | |
| | 6 | 1 | 9R-1766 | 1 | KNOB (LOWER) | | | | | | |
| | 7 | 1 | 9R-1767 | 1 | BOOT | | | | | | |
| | 8 | 1 | 9R-9868 | 1 | SWITCH GP-PUSH BUTTON (NEUTRALIZER, DOWNSHIFT) | | | | | | |
| | | 1 | 9W-0625 | 1 | SWITCH AS | | | | | | |
| | | 1 | 9X-3401 | 2 | PIN-CONNECTOR (16-GA TO 18-GA) | | | | | | |
| M | 9 | 1 | 9X-2065 | 2 | NUT (M10X1.15-THD) | | | | | | |
| | 10 | 1 | 107-5591 | 1 | NUT-JAM (3/4-16-THD) | | | | | | |
| M | 11 | 1 | 134-0453 | 2 | TURN BUCKLE | | | | | | |
| | 12 | 1 | 164-1368 | 12 | FASTENER-PANEL | | | | | | |
| | 13 | 1 | 183-3135 | 1 | JOINT AS | | | | | | |
| | 14 | 1 | 183-3137 | 1 | PIN | | | | | | |
| | 15 | 1 | 206-1695 | 1 | BOOT | | | | | | |
| | 16 | 1 | 209-3363 | 1 | ROD | | | | | | |
| | 17 | 1 | 216-3351 | 1 | ROD | | | | | | |
| | 18 | 1 | 216-3358 | 1 | DAMPER AS (SPRING) | | | | | | |
| | | 1 | 095-9230 | 1 | PIN-SPRING | | | | | | |
| | | 1 | 183-3132 | 1 | CYLINDER | | | | | | |
| | 19 | 1 | 216-3368 | 1 | GASKET | | | | | | |
| | 20 | 1 | 220-0269 | 1 | SHAFT | | | | | | |
| | 21 | 1 | 230-2510 | 1 | LEVER AS | | | | | | |
| | 22 | 1 | 269-8129 | 1 | BRACKET AS | | | | | | |
| | 23 | 1 | 269-8817 | 1 | PLATE | | | | | | |
| | 24 | 1 | 270-2795 | 1 | PLATE | | | | | | |
| | 25 | 1 | 272-7104 | 1 | ROD | | | | | | |
| | 26 | 1 | 275-8869 | 1 | BRACKET AS | | | | | | |
| | 27 | 1 | 179-8235 | 1 | LOCK PIN | | | | | | |
| | 28 | 1 | 102-8802 | 1 | KIT-RECEPTACLE (2-PIN) (INCLUDES RECEPTACLE AS & WEDGE) | | | | | | |
| M | 29 | 1 | 6V-7744 | 4 | LOCKNUT (M10X1.15-THD) | | | | | | |
| | 30 | 1 | 7X-7729 | 4 | WASHER (11X25X3-MM THK) | | | | | | |
| | 31 | 1 | 8C-4987 | 1 | PIN-CLEVIS | | | | | | |
| | 32 | 1 | 8T-4121 | 3 | WASHER-HARD (11X21X2.5-MM THK) | | | | | | |
| M | 33 | 1 | 8T-4133 | 6 | NUT (M10X1.5-THD) | | | | | | |
| M | 34 | 1 | 8T-4136 | 1 | BOLT (M10X1.5X25-MM) | | | | | | |
| M | 35 | 1 | 8T-4137 | 2 | BOLT (M10X1.5X20-MM) | | | | | | |
| M | 36 | 1 | 8T-4189 | 4 | BOLT (M8X1.25X20-MM) | | | | | | |
| | 37 | 1 | 8T-4224 | 4 | WASHER-HARD (8.8X16X2-MM THK) | | | | | | |
| | 38 | 1 | 8T-4773 | 2 | BALL JOINT | | | | | | |
| | 39 | 1 | 8T-4815 | 2 | ROD END | | | | | | |
| | 40 | 1 | 8T-9501 | 2 | SCREW (10-16X0.75-IN) | | | | | | |
| | 41 | 1 | 9R-2807 | 1 | CLIP | | | | | | |
| | 42 | 1 | 9R-3067 | 1 | PIN | | | | | | |

M-METRIC PART

HYDRAULIC SYSTEM

206-1645 CONTROL GP-HYDRAULIC HAND (contd.)

i02396926



GRAPHIC #1

<END>

g01236685

HYDRAULIC SYSTEM

209-3364 CONTROL GP-HYDRAULIC HAND-LOADER

(CHG -01 THRU -03)

S/N: HLS1-UP

PART OF 269-2145 VALVE AR-BANK 3

AN ATTACHMENT

SMCS-5063

i02397228

| NOTE | REF NO | GRAPHIC REF | PART NUMBER | QTY | PART NAME | | | | | | SEE PAGE |
|------|--------|-------------|-------------|-----|--|---|---|---|---|-------------------|----------|
| | | | | | 1 | 2 | 3 | 4 | 5 | 6 (PRODUCT LEVEL) | |
| | 1 | 1 | 1K-0502 | 10 | WASHER (16.3X25.4X1.2-MM THK) | | | | | | |
| | 2 | 1 | 2R-0364 | 4 | RING-RETAINING | | | | | | |
| M | 3 | 1 | 9X-2040 | 2 | SCREW-TRUSS HEAD (M10X1.5X25-MM) | | | | | | |
| | 4 | 1 | 5H-3193 | 1 | PIN-SPRING | | | | | | |
| | 5 | 1 | 9R-1765 | 1 | KNOB (TOP) | | | | | | |
| | 6 | 1 | 9R-1766 | 1 | KNOB (LOWER) (BOTTOM) | | | | | | |
| | 7 | 1 | 9R-1767 | 1 | BOOT | | | | | | |
| | 8 | 1 | 9R-9868 | 1 | SWITCH GP-PUSH BUTTON (NEUTRALIZER, DOWNSHIFT) | | | | | | |
| | | 1 | 9X-3401 | 2 | PIN-CONNECTOR (16-GA TO 18-GA) | | | | | | |
| BD | | 1 | 6V-2689 | | TUBE-HEAT SHRINK (6.35-MM DIA) (1.1-M) | | | | | | |
| | | 1 | 9W-0625 | 1 | SWITCH AS | | | | | | |
| M | 9 | 1 | 9X-2065 | 3 | NUT (M10X1.15-THD) | | | | | | |
| | 10 | 1 | 107-5591 | 1 | NUT-JAM (3/4-16-THD) | | | | | | |
| M | 11 | 1 | 134-0453 | 3 | TURN BUCKLE | | | | | | |
| | 12 | 1 | 164-1368 | 12 | FASTENER-PANEL | | | | | | |
| | 13 | 1 | 183-3135 | 1 | JOINT AS | | | | | | |
| | 14 | 1 | 183-3137 | 1 | PIN | | | | | | |
| | 15 | 1 | 206-1668 | 1 | BOOT | | | | | | |
| | 16 | 1 | 209-3363 | 1 | ROD (LOWER) | | | | | | |
| | 17 | 1 | 216-3350 | 1 | ROD | | | | | | |
| | 18 | 1 | 216-3351 | 1 | ROD (LOWER) | | | | | | |
| | 19 | 1 | 216-3358 | 1 | DAMPER AS (SPRING) | | | | | | |
| | | 1 | 095-9230 | 1 | PIN-SPRING | | | | | | |
| | | 1 | 183-3132 | 1 | CYLINDER | | | | | | |
| | 20 | 1 | 216-3368 | 1 | GASKET | | | | | | |
| | 21 | 1 | 220-0269 | 1 | SHAFT | | | | | | |
| | 22 | 1 | 220-3251 | 1 | ROD | | | | | | |
| | 23 | 1 | 230-2510 | 1 | LEVER AS | | | | | | |
| | 24 | 1 | 230-3038 | 1 | LEVER AS | | | | | | |
| | 25 | 1 | 269-8129 | 1 | BRACKET AS | | | | | | |
| | 26 | 1 | 269-8817 | 1 | PLATE | | | | | | |
| | 27 | 1 | 270-2795 | 1 | PLATE | | | | | | |
| | 28 | 1 | 272-7104 | 1 | ROD | | | | | | |
| | 29 | 1 | 275-8869 | 1 | BRACKET AS | | | | | | |
| | 30 | 1 | 164-1395 | 1 | KNOB | | | | | | |
| | 31 | 1 | 179-8235 | 2 | LOCK PIN | | | | | | |
| | 32 | 1 | 102-8802 | 1 | KIT-RECEPTACLE (2-PIN) (INCLUDES RECEPTACLE AS & WEDGE) | | | | | | |
| M | 33 | 1 | 6V-7744 | 4 | LOCKNUT (M10X1.15-THD) | | | | | | |
| | 34 | 1,1 | 7X-7729 | 4 | WASHER (11X25X3-MM THK) | | | | | | |
| | 35 | 1 | 8C-4987 | 2 | PIN-CLEVIS | | | | | | |
| | 36 | 1 | 8T-4121 | 4 | WASHER-HARD (11X21X2.5-MM THK) | | | | | | |
| M | 37 | 1 | 8T-4133 | 9 | NUT (M10X1.5-THD) | | | | | | |
| M | 38 | 1 | 8T-4136 | 1 | BOLT (M10X1.5X25-MM) | | | | | | |
| M | 39 | 1 | 8T-4137 | 2 | BOLT (M10X1.5X20-MM) | | | | | | |
| M | 40 | 1 | 8T-4189 | 4 | BOLT (M8X1.25X20-MM) | | | | | | |
| | 41 | 1 | 8T-4224 | 4 | WASHER-HARD (8.8X16X2-MM THK) | | | | | | |
| | 42 | 1 | 8T-4773 | 3 | BALL JOINT | | | | | | |
| | 43 | 1 | 8T-4815 | 3 | ROD END | | | | | | |
| | 44 | 1 | 8T-9501 | 2 | SCREW (10-16X0.75-IN) | | | | | | |
| | 45 | 1 | 9R-2807 | 1 | CLIP | | | | | | |
| | 46 | 1 | 9R-3067 | 1 | PIN | | | | | | |

HYDRAULIC SYSTEM

209-3364 CONTROL GP-HYDRAULIC HAND (contd.)

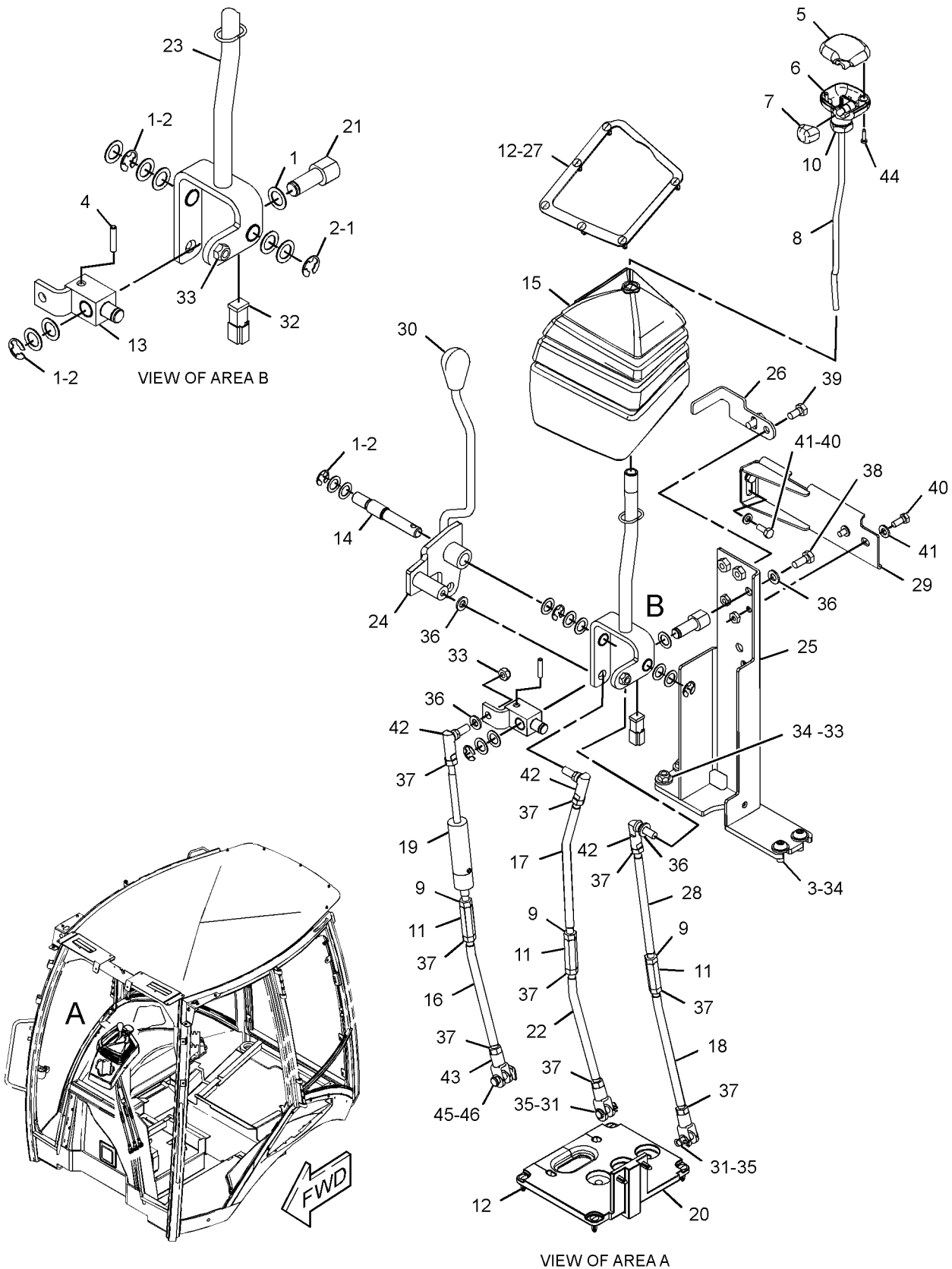
i02397228

B-USE AS REQUIRED
D-ORDER BY THE METER
M-METRIC PART

HYDRAULIC SYSTEM

209-3364 CONTROL GP-HYDRAULIC HAND (contd.)

i02397228



GRAPHIC #1

<END>

g01231390

HYDRAULIC SYSTEM

271-3095 CONTROL GP-JOYSTICK-RH (CHG -01, -02)

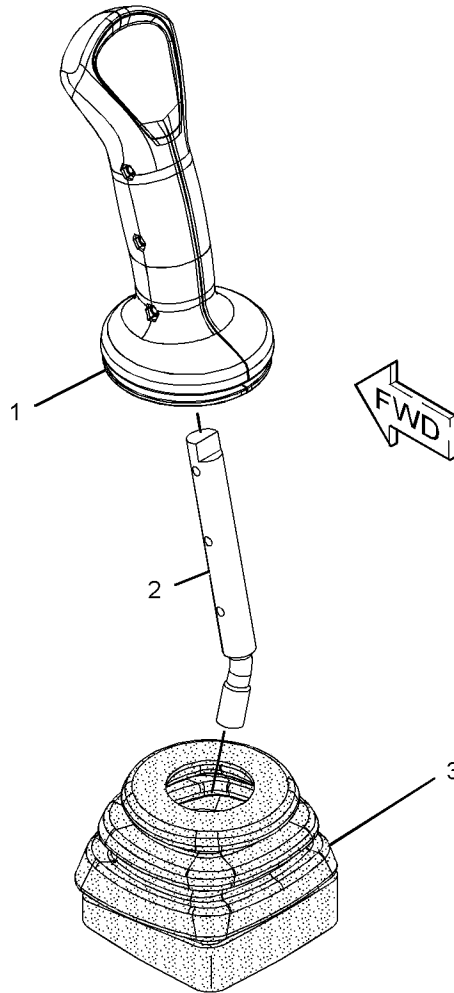
S/N: HLS1-UP

PART OF 269-2146 VALVE AR-BANK 6
AN ATTACHMENT

SMCS-5705

i02447334

| NOTE | REF NO | GRAPHIC REF | PART NUMBER | QTY | PART NAME | | | | | | SEE PAGE |
|------|--------|-------------|-------------|-----|-------------------|---|---|---|---|-------------------|----------|
| | | | | | 1 | 2 | 3 | 4 | 5 | 6 (PRODUCT LEVEL) | |
| | 1 | 1 | 271-3100 | 1 | HANDLE GP-MODULAR | | | | | | |
| | 2 | 1 | 272-9701 | 1 | ADAPTER (RH) | | | | | | |
| | 3 | 1 | 254-3437 | 1 | BOOT | | | | | | |



GRAPHIC #1

g01214863

HYDRAULIC SYSTEM

271-3096 CONTROL GP-JOYSTICK-RH (CHG -01, -02)

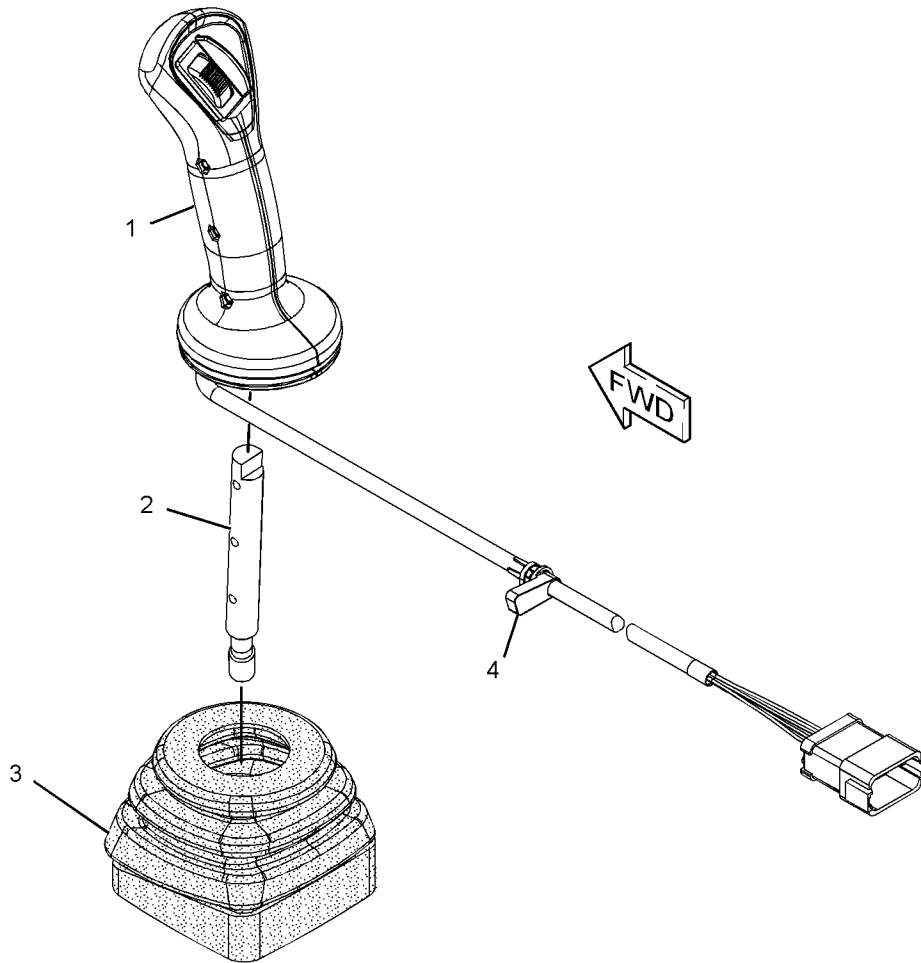
S/N: HLS1-UP

PART OF 269-2147 VALVE AR-BANK 7, 269-2148 VALVE AR-BANK 8
AN ATTACHMENT

SMCS-5705

i02447380

| NOTE | REF NO | GRAPHIC REF | PART NUMBER | QTY | PART NAME | | | | | | SEE PAGE |
|------|--------|-------------|-------------|-----|---|---|---|---|---|-------------------|----------|
| | | | | | 1 | 2 | 3 | 4 | 5 | 6 (PRODUCT LEVEL) | |
| | 1 | 1 | 271-3101 | 1 | HANDLE GP-MODULAR | | | | | | |
| | | 1 | 8T-8737 | 8 | PLUG-SEAL | | | | | | |
| | | 1 | 174-3091 | 1 | KIT-RECEPTACLE (12-PIN) (INCLUDES RECEPTACLE AS & WEDGE) | | | | | | |
| | | 1 | 186-3735 | 4 | PIN-CONNECTOR (16-GA TO 18-GA) | | | | | | |
| | 2 | 1 | 272-9701 | 1 | ADAPTER (RH) | | | | | | |
| | 3 | 1 | 254-3437 | 1 | BOOT | | | | | | |
| | 4 | 1 | 252-6934 | 1 | GROMMET | | | | | | |



GRAPHIC #1

<END>

g01214851

HYDRAULIC SYSTEM

271-3097 CONTROL GP-JOYSTICK-LH (CHG -01, -02)

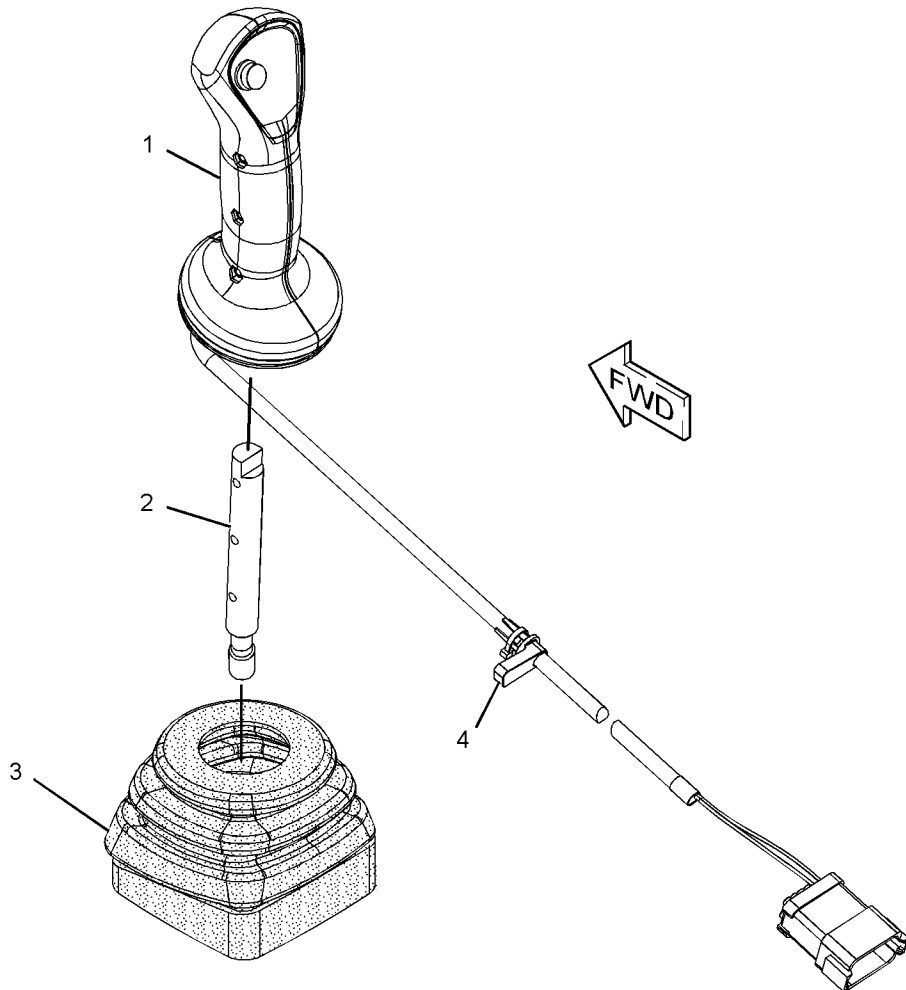
S/N: HLS1-UP

PART OF 269-2146 VALVE AR-BANK 6, 269-2147 VALVE AR-BANK 7
AN ATTACHMENT

SMCS-5705

i02447335

| NOTE | REF NO | GRAPHIC REF | PART NUMBER | QTY | PART NAME | | | | | | SEE PAGE |
|------|--------|-------------|-------------|-----|---|---|---|---|---|-------------------|----------|
| | | | | | 1 | 2 | 3 | 4 | 5 | 6 (PRODUCT LEVEL) | |
| | 1 | 1 | 271-3103 | 1 | HANDLE GP-MODULAR | | | | | | |
| | | 1 | 8T-8737 | 10 | PLUG-SEAL | | | | | | |
| | | 1 | 174-3091 | 1 | KIT-RECEPTACLE (12-PIN) (INCLUDES RECEPTACLE AS & WEDGE) | | | | | | |
| | | 1 | 186-3735 | 2 | PIN-CONNECTOR (16-GA TO 18-GA) | | | | | | |
| | | 1 | 252-6934 | 1 | GROMMET | | | | | | |
| 2 | | 1 | 278-7469 | 1 | ADAPTER (LH) | | | | | | |
| 3 | | 1 | 254-3437 | 1 | BOOT | | | | | | |
| 4 | | 1 | 252-6934 | 1 | GROMMET | | | | | | |



GRAPHIC #1

<END>

g01214844

HYDRAULIC SYSTEM

271-3099 CONTROL GP-JOYSTICK-LH (CHG -01, -02)

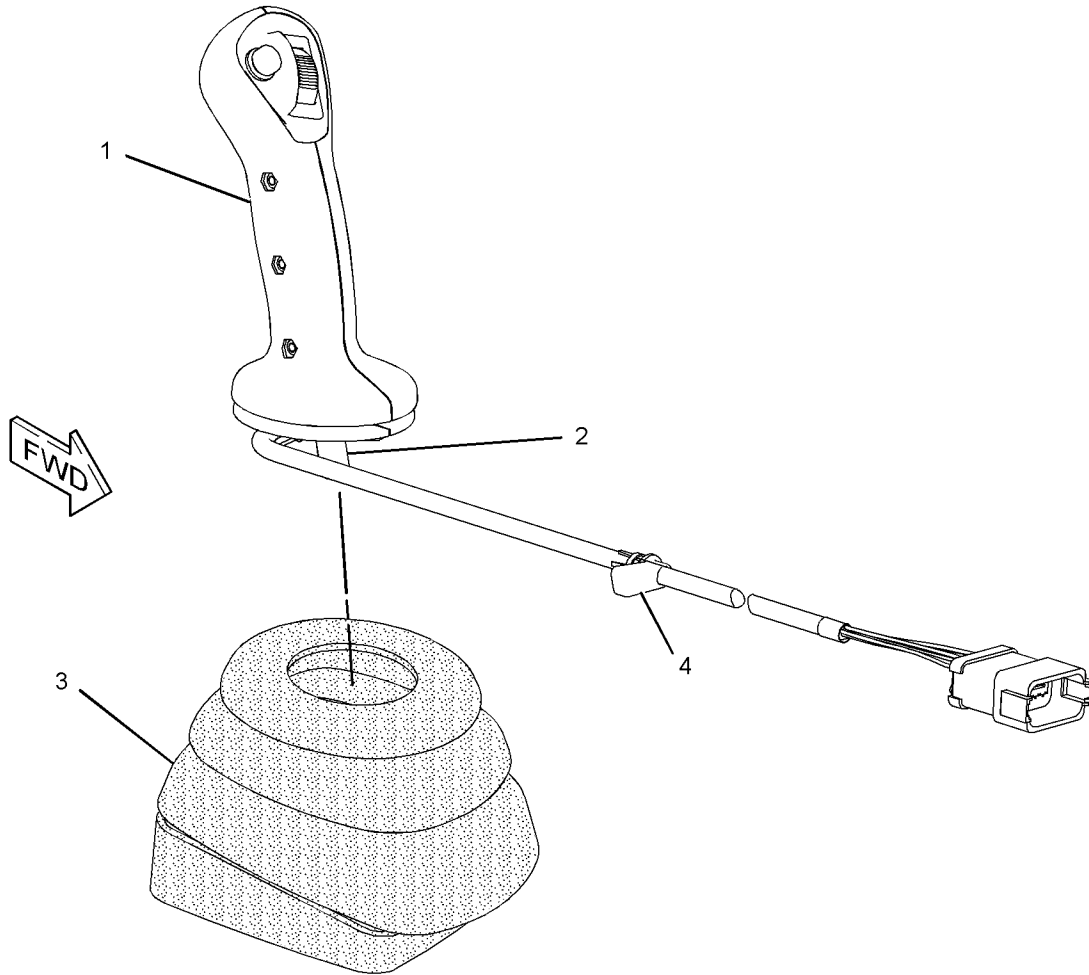
S/N: HLS1-UP

PART OF 269-2148 VALVE AR-BANK 8
AN ATTACHMENT

SMCS-5705

i02447432

| NOTE | REF NO | GRAPHIC REF | PART NUMBER | QTY | PART NAME | | | | | | SEE PAGE |
|------|--------|-------------|-------------|-----|---|---|---|---|---|-------------------|----------|
| | | | | | 1 | 2 | 3 | 4 | 5 | 6 (PRODUCT LEVEL) | |
| | 1 | 1 | 271-3105 | 1 | HANDLE GP-MODULAR | | | | | | |
| | | 1 | 8T-8737 | 6 | PLUG-SEAL | | | | | | |
| | | 1 | 174-3091 | 1 | KIT-RECEPTACLE (12-PIN) (INCLUDES RECEPTACLE AS & WEDGE) | | | | | | |
| | | 1 | 186-3735 | 6 | PIN-CONNECTOR (16-GA TO 18-GA) | | | | | | |
| | | 1 | 252-6934 | 1 | GROMMET | | | | | | |
| 2 | | 1 | 278-7469 | 1 | ADAPTER (LH) | | | | | | |
| 3 | | 1 | 254-3437 | 1 | BOOT | | | | | | |
| 4 | | 1 | 252-6934 | 1 | GROMMET | | | | | | |



GRAPHIC #1

<END>

g01217253

HYDRAULIC SYSTEM

224-6237 CYLINDER & LINES GP-THUMB (CHG -01 THRU -03)

S/N: HLS1-UP

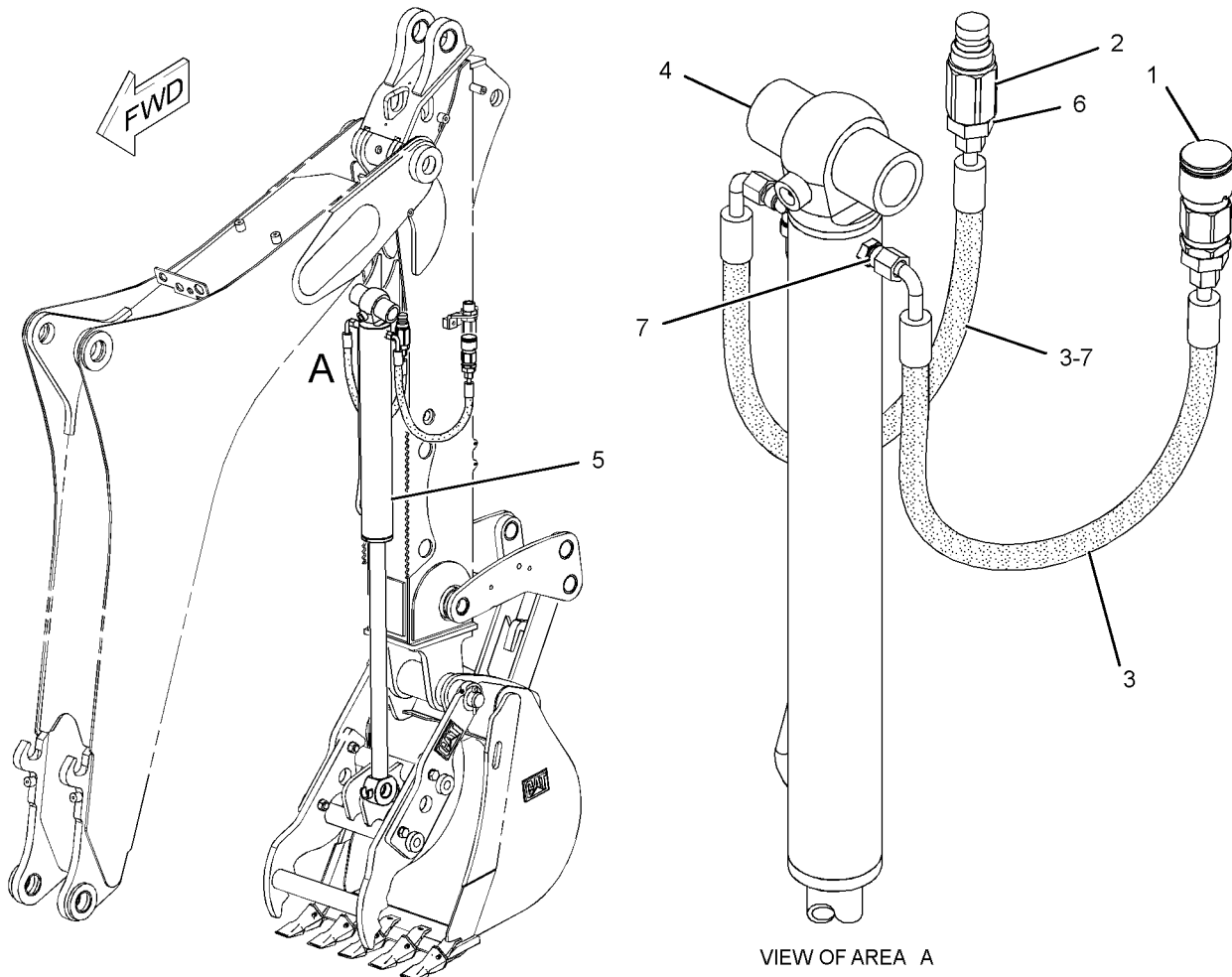
PART OF 271-3024, 271-3025, 271-3026, 271-3027, 282-0865, 282-0866,
282-0887, 282-0888, 282-0889, 282-0890, 282-0891, 282-0892, 282-0893,
282-0894, 282-5409 THUMB AR
AN ATTACHMENT

SMCS-5057, 5362

i02449266

| NOTE | REF NO | GRAPHIC REF | PART NUMBER | QTY | PART NAME | | | | | | SEE PAGE |
|-----------------|--------|-------------|-------------|-----|------------------------------------|---|---|---|---|-------------------|----------|
| | | | | | 1 | 2 | 3 | 4 | 5 | 6 (PRODUCT LEVEL) | |
| | 1 | 1 | 106-0401 | 1 | FITTING (QUICK DISCONNECT, FEMALE) | | | | | | |
| | 2 | 1 | 106-0406 | 1 | FITTING (QUICK DISCONNECT, MALE) | | | | | | |
| I | 3 | 1 | 221-4314 | 2 | HOSE AS | | | | | | |
| | 4 | 1 | 270-3409 | 2 | SPACER (45.24X63.5X10-MM THK) | | | | | | |
| Y | 5 | 1 | 275-4243 | 1 | CYLINDER GP-THUMB | | | | | | 281 |
| | 6 | 1 | 153-6252 | 2 | CONNECTOR AS | | | | | | |
| (EACH INCLUDES) | | | | | | | | | | | |
| | | 1 | 6V-8398 | 1 | SEAL-O-RING | | | | | | |
| | | 1 | 7M-8485 | 1 | SEAL-O-RING | | | | | | |
| | | 1 | 9X-8408 | 1 | CONNECTOR | | | | | | |
| | 7 | 1 | 6V-8398 | 2 | SEAL-O-RING | | | | | | |

I-REFER TO HYDRAULIC INFORMATION SYSTEM
Y-SEPARATE ILLUSTRATION



GRAPHIC #1

<END>

g01233574

HYDRAULIC SYSTEM

210-7087 CYLINDER GP-BACKHOE BUCKET (CHG -01 THRU -04)

S/N: HLS1-UP

88.9-MM (3.5-IN) BORE X 852-MM (33.5-IN) STROKE

PART OF 214-3758 BACKHOE AR-EXTENDABLE STICK, 214-3755 BACKHOE AR-STANDARD
STICK

AN ATTACHMENT

SMCS-5457

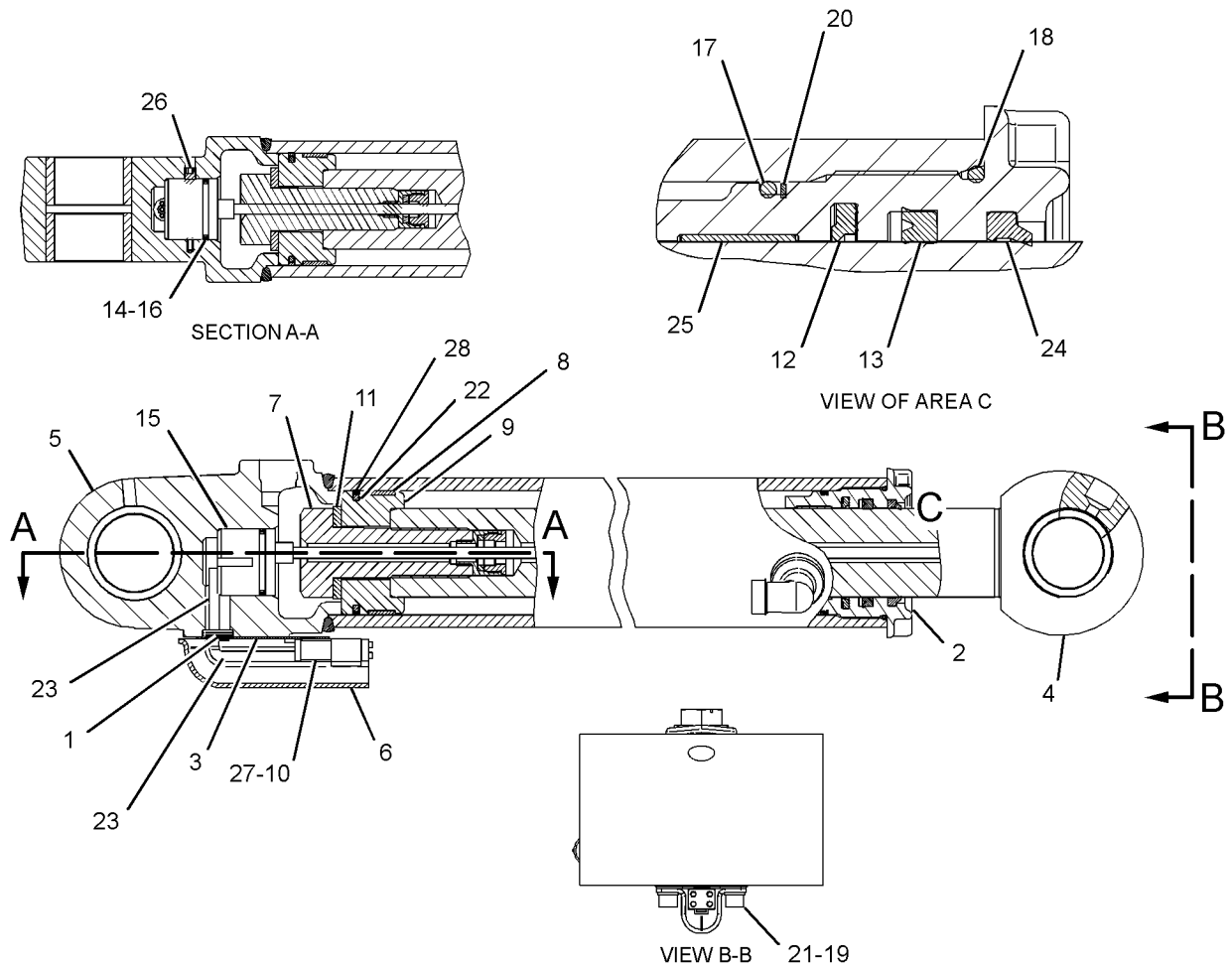
i02273391

| NOTE | REF NO | GRAPHIC REF | PART NUMBER | QTY | PART NAME | | | | | | SEE PAGE |
|---------------------------|--------|-------------|-------------|-----|--|---|---|---|---|-------------------|----------|
| | | | | | 1 | 2 | 3 | 4 | 5 | 6 (PRODUCT LEVEL) | |
| | 1 | 1 | 102-2244 | 1 | GROMMET | | | | | | |
| | 2 | 1 | 187-3510 | 1 | HEAD | | | | | | |
| | 3 | 1 | 212-0907 | 1 | PLATE-CONNECTOR | | | | | | |
| | 4 | 1 | 213-4622 | 1 | ROD AS | | | | | | |
| | | 1 | 9R-0162 | 2 | BEARING-SLEEVE | | | | | | |
| | 5 | 1 | 213-4625 | 1 | CYLINDER AS | | | | | | |
| | | 1 | 6V-8398 | 1 | SEAL-O-RING | | | | | | |
| | | 1 | 213-4624 | 1 | CAP & BEARING AS | | | | | | |
| | 6 | 1 | 217-8763 | 1 | COVER-PROTECTION | | | | | | |
| | 7 | 1 | 222-1395 | 1 | BOLT AS | | | | | | |
| | 8 | 1 | 223-3356 | 1 | RING-WEAR | | | | | | |
| | 9 | 1 | 228-3469 | 1 | PISTON | | | | | | |
| | 10 | 1 | 102-8804 | 1 | KIT-RECEPTACLE (4-PIN) (INCLUDES RECEPTACLE AS & WEDGE) | | | | | | |
| | 11 | 1 | 106-1251 | 1 | WASHER (36.7X66X6-MM THK) | | | | | | |
| | 12 | 1 | 167-2201 | 1 | SEAL AS-BUFFER | | | | | | |
| | 13 | 1 | 167-2312 | 1 | SEAL-U-CUP | | | | | | |
| | 14 | 1 | 188-2199 | 1 | SEAL-O-RING | | | | | | |
| | 15 | 1 | 213-2491 | 1 | SENSOR GP-POSITION | | | | | | |
| | 16 | 1 | 215-1942 | 1 | RING-BACKUP | | | | | | |
| | 17 | 1 | 2H-3931 | 1 | SEAL-O-RING | | | | | | |
| | 18 | 1 | 2H-4145 | 1 | SEAL-O-RING | | | | | | |
| | 19 | 1 | 3V-2431 | 2 | WASHER (10.2X16X2-MM THK) | | | | | | |
| | 20 | 1 | 4J-9224 | 1 | RING-BACKUP | | | | | | |
| | 21 | 1 | 4S-5565 | 2 | BOLT (3/8-16X0.875-IN) | | | | | | |
| | 22 | 1 | 4T-8054 | 1 | SEAL AS | | | | | | |
| E | 23 | 1 | 9X-1386 | | SLEEVE (12-CM) | | | | | | |
| | 24 | 1 | 5J-8156 | 1 | WIPER-ROD | | | | | | |
| | 25 | 1 | 8T-0785 | 1 | RING-WEAR | | | | | | |
| | 26 | 1 | 8T-5070 | 1 | SETSCREW-SOCKET (3/8-16X0.5-IN) | | | | | | |
| | 27 | 1 | 8T-8737 | 1 | PLUG-SEAL | | | | | | |
| | 28 | 1 | 5J-7011 | 1 | SEAL | | | | | | |
| E-ORDER BY THE CENTIMETER | | | | | | | | | | | |

HYDRAULIC SYSTEM

210-7087 CYLINDER GP-BACKHOE BUCKET (contd.)

i02273391



GRAPHIC #1

<END>

g01240167

HYDRAULIC SYSTEM

210-7088 CYLINDER GP-BACKHOE BUCKET (CHG -01 THRU -03)

S/N: HLS1-UP

88.9-MM (3.5-IN) BORE X 852-MM (33.5-IN) STROKE

PART OF 214-2553 BACKHOE AR-EXTENDABLE STICK, 214-2550 BACKHOE AR-STANDARD
STICK

AN ATTACHMENT

SMCS-5457

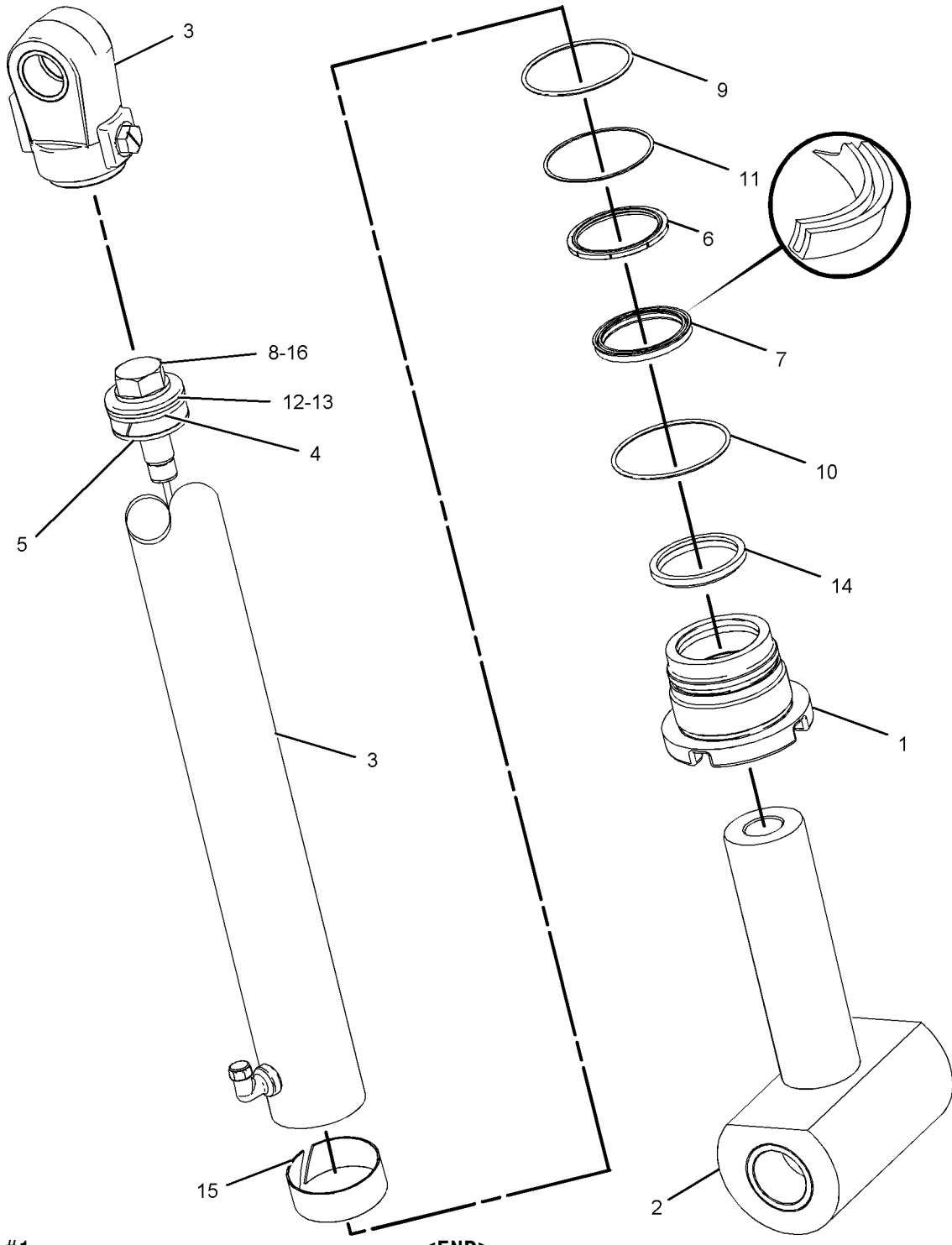
i02122083

| NOTE | REF NO | GRAPHIC REF | PART NUMBER | QTY | PART NAME | | | | | | SEE PAGE |
|---------------|--------|-------------|-------------|-----|-------------------------|---|---|---|---|-------------------|----------|
| | | | | | 1 | 2 | 3 | 4 | 5 | 6 (PRODUCT LEVEL) | |
| | 1 | 1 | 187-3510 | 1 | HEAD | | | | | | |
| | 2 | 1 | 213-4616 | 1 | ROD AS | | | | | | |
| | | 1 | 9R-0162 | 2 | BEARING-SLEEVE | | | | | | |
| | 3 | 1 | 213-4620 | 1 | CYLINDER AS | | | | | | |
| | | 1 | 6V-8398 | 1 | SEAL-O-RING | | | | | | |
| | | 1 | 9R-0139 | 2 | BEARING-SLEEVE | | | | | | |
| | 4 | 1 | 223-3356 | 1 | RING-WEAR | | | | | | |
| | 5 | 1 | 228-9572 | 1 | PISTON | | | | | | |
| | 6 | 1 | 167-2201 | 1 | SEAL AS-BUFFER | | | | | | |
| | 7 | 1 | 167-2312 | 1 | SEAL-U-CUP | | | | | | |
| M | 8 | 1 | 173-9683 | 1 | BOLT (M30X3.5X90-MM) | | | | | | |
| | 9 | 1 | 2H-3931 | 1 | SEAL-O-RING | | | | | | |
| | 10 | 1 | 2H-4145 | 1 | SEAL-O-RING | | | | | | |
| | 11 | 1 | 4J-9224 | 1 | RING-BACKUP | | | | | | |
| | 12 | 1 | 5J-7011 | 1 | SEAL | | | | | | |
| | 13 | 1 | 5J-7012 | 1 | RING-EXPANDER | | | | | | |
| | 14 | 1 | 5J-8156 | 1 | WIPER-ROD | | | | | | |
| | 15 | 1 | 8T-0785 | 1 | RING-WEAR | | | | | | |
| | 16 | 1 | 9X-8399 | 1 | WASHER (33X56X6-MM THK) | | | | | | |
| M-METRIC PART | | | | | | | | | | | |

HYDRAULIC SYSTEM

210-7088 CYLINDER GP-BACKHOE BUCKET (contd.)

i02122083



GRAPHIC #1

<END>

g01081142

HYDRAULIC SYSTEM

210-7076 CYLINDER GP-BOOM (CHG -02 THRU -04)

S/N: HLS1-UP

120.65-MM (4.75-IN)BORE X 943-MM (37.13)STROKE

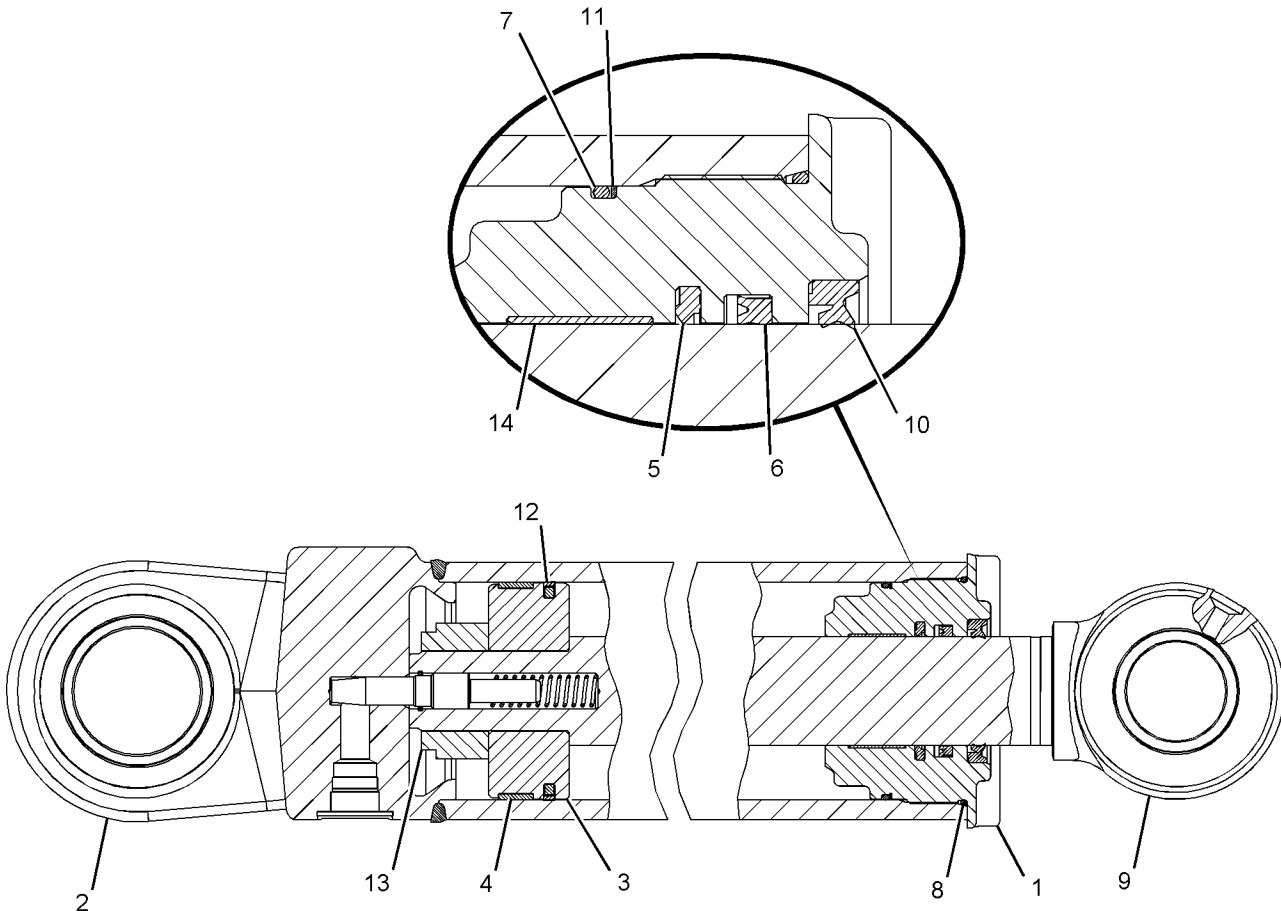
PART OF 214-2553 BACKHOE AR-EXTENDABLE STICK, 214-2550 BACKHOE AR-STANDARD STICK

AN ATTACHMENT

SMCS-5456

i02441613

| NOTE | REF NO | GRAPHIC REF | PART NUMBER | QTY | PART NAME | | | | | | SEE PAGE |
|------|--------|-------------|-------------|-----|------------------------|---|---|---|---|---|----------|
| | | | | | 1 | 2 | 3 | 4 | 5 | 6 | |
| | 1 | 1 | 273-9412 | 1 | HEAD | | | | | | |
| | 2 | 1 | 276-7537 | 1 | CYLINDER AS | | | | | | |
| | 3 | 1 | 212-7291 | 1 | PISTON | | | | | | |
| | 4 | 1 | 223-3360 | 1 | RING-WEAR | | | | | | |
| | 5 | 1 | 167-2202 | 1 | SEAL AS-BUFFER | | | | | | |
| | 6 | 1 | 167-2310 | 1 | SEAL-U-CUP | | | | | | |
| | 7 | 1 | 175-7902 | 1 | SEAL-O-RING | | | | | | |
| | 8 | 1 | 175-7903 | 1 | SEAL-O-RING | | | | | | |
| | 9 | 1 | 212-6708 | 1 | ROD AS | | | | | | |
| | | 1 | 2Y-5821 | 1 | RING | | | | | | |
| | | 1 | 9R-2700 | 2 | BEARING-SLEEVE | | | | | | |
| | | 1 | 9T-2178 | 1 | SPRING | | | | | | |
| | | 1 | 276-6142 | 1 | PLUNGER | | | | | | |
| | 10 | 1 | 231-3540 | 1 | SEAL-WIPER | | | | | | |
| | 11 | 1 | 2J-3961 | 1 | RING-BACKUP | | | | | | |
| | 12 | 1 | 4T-8588 | 1 | SEAL AS | | | | | | |
| | 13 | 1 | 5J-5731 | 1 | LOCKNUT (1-3/4-12-THD) | | | | | | |
| | 14 | 1 | 9X-7260 | 1 | RING-WEAR | | | | | | |



GRAPHIC #1

<END>

g01078542

HYDRAULIC SYSTEM

268-9049 CYLINDER GP-BOOM (CHG -01 THRU -03)

S/N: HLS1-UP

PART OF 214-3758 BACKHOE AR-EXTENDABLE STICK, 214-3755 BACKHOE AR-STANDARD
STICK

AN ATTACHMENT

SMCS-5456

i02409085

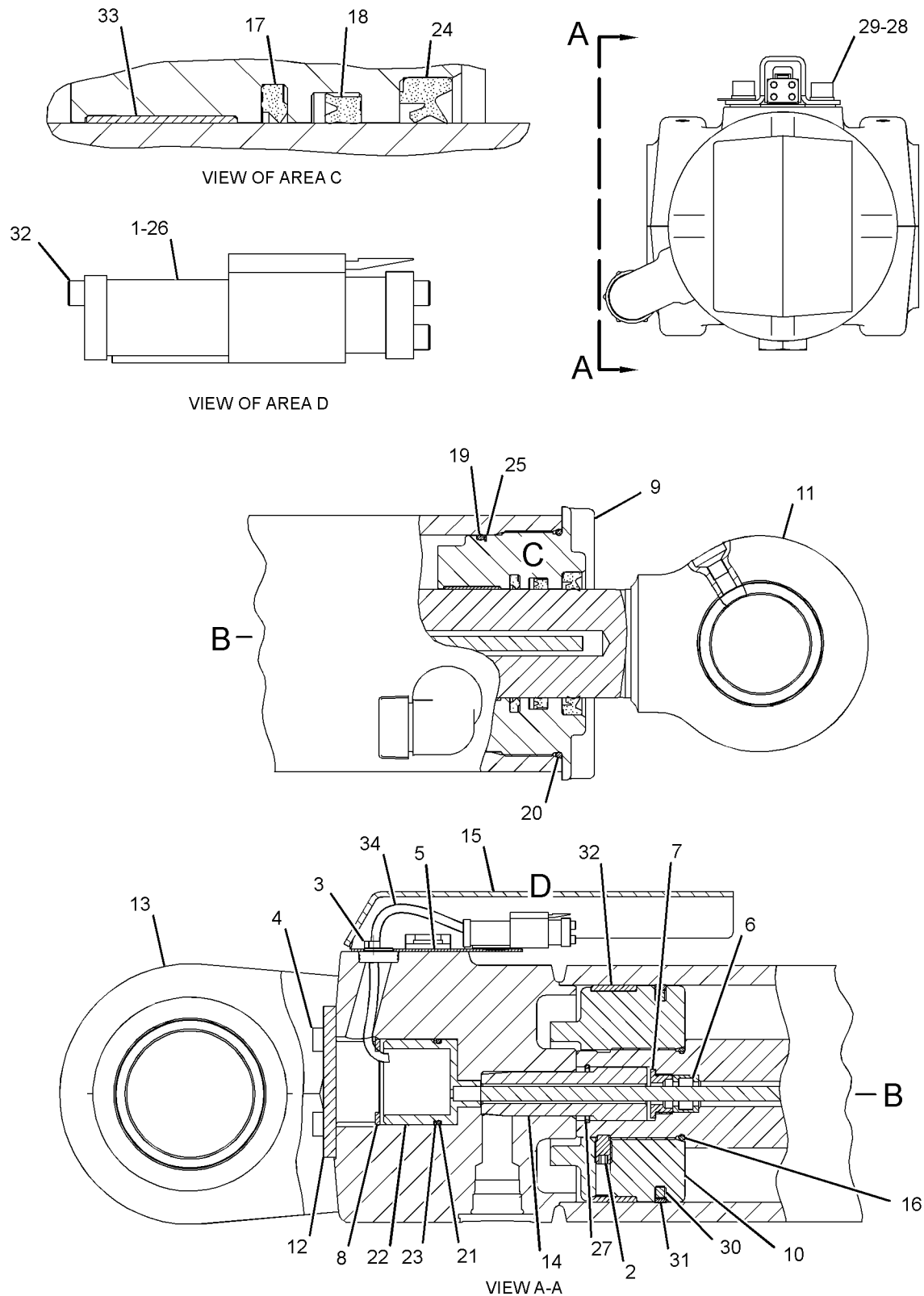
| NOTE | REF NO | GRAPHIC REF | PART NUMBER | QTY | PART NAME | | | | | | SEE PAGE |
|------|--------|-------------|-------------|-----|----------------------------------|---|---|---|---|-------------------|----------|
| | | | | | 1 | 2 | 3 | 4 | 5 | 6 (PRODUCT LEVEL) | |
| | 1 | 1 | 3E-3377 | 1 | WEDGE-RECEPTACLE LOCK (4-PIN) | | | | | | |
| | 2 | 1 | 5U-6605 | 1 | PLUG | | | | | | |
| | 3 | 1 | 102-2244 | 1 | GROMMET | | | | | | |
| | 4 | 1 | 159-3046 | 4 | BOLT (M8X1.25X20-MM) | | | | | | |
| | 5 | 1 | 212-0907 | 1 | PLATE-CONNECTOR | | | | | | |
| | 6 | 1 | 217-3312 | 1 | MAGNET | | | | | | |
| | 7 | 1 | 246-9113 | 1 | RETAINER | | | | | | |
| | 8 | 1 | 249-0953 | 1 | SEAL-RING | | | | | | |
| | 9 | 1 | 273-9412 | 1 | HEAD | | | | | | |
| | 10 | 1 | 273-9413 | 1 | PISTON | | | | | | |
| | 11 | 1 | 273-9416 | 1 | ROD AS | | | | | | |
| | | 1 | 9R-2700 | 2 | BEARING-SLEEVE | | | | | | |
| | 12 | 1 | 273-9417 | 1 | COVER | | | | | | |
| | 13 | 1 | 273-9418 | 1 | CYLINDER AS | | | | | | |
| | | 1 | 6V-9746 | 1 | SEAL-O-RING | | | | | | |
| | | 1 | 219-1893 | 1 | PLUG AS | | | | | | |
| | | 1 | 3D-2824 | 1 | SEAL-O-RING | | | | | | |
| | 14 | 1 | 274-5231 | 1 | PLUNGER | | | | | | |
| | 15 | 1 | 276-1816 | 1 | GUARD | | | | | | |
| | 16 | 1 | 095-1543 | 1 | SEAL-O-RING | | | | | | |
| | 17 | 1 | 167-2202 | 1 | SEAL AS-BUFFER | | | | | | |
| | 18 | 1 | 167-2310 | 1 | SEAL-U-CUP | | | | | | |
| | 19 | 1 | 175-7902 | 1 | SEAL-O-RING | | | | | | |
| | 20 | 1 | 175-7903 | 1 | SEAL-O-RING | | | | | | |
| | 21 | 1 | 188-2199 | 1 | SEAL-O-RING | | | | | | |
| | 22 | 1 | 212-1490 | 1 | SENSOR GP-POSITION | | | | | | |
| | 23 | 1 | 215-1942 | 1 | RING-BACKUP | | | | | | |
| | 24 | 1 | 231-3540 | 1 | SEAL-WIPER | | | | | | |
| | 25 | 1 | 2J-3961 | 1 | RING-BACKUP | | | | | | |
| | 26 | 1 | 102-8804 | 1 | KIT-RECEPTACLE (4-PIN) | | | | | | |
| | | | | | (INCLUDES RECEPTACLE AS & WEDGE) | | | | | | |
| | 27 | 1 | 3E-5003 | 1 | RING-RETAINING | | | | | | |
| | 28 | 1 | 3V-2431 | 2 | WASHER (10.2X16X2-MM THK) | | | | | | |
| | 29 | 1 | 4S-5565 | 2 | BOLT (3/8-16X0.875-IN) | | | | | | |
| | 30 | 1 | 4T-8588 | 2 | SEAL AS | | | | | | |
| | 31 | 1 | 8T-8390 | 1 | RING-WEAR | | | | | | |
| | 32 | 1 | 8T-8737 | 1 | PLUG-SEAL | | | | | | |
| | 33 | 1 | 9X-7260 | 1 | RING-WEAR | | | | | | |
| E | 34 | 1 | 9X-1386 | | SLEEVE (14-CM) | | | | | | |

E-ORDER BY THE CENTIMETER

HYDRAULIC SYSTEM

268-9049 CYLINDER GP-BOOM (contd.)

i02409085



GRAPHIC #1

<END>

g01234314

HYDRAULIC SYSTEM

210-7097 CYLINDER GP-EXTENDABLE STICK (CHG -01 THRU -03)

S/N: HLS1-UP

76-MM (3-IN) BORE X 1164-MM (45.8-IN) STROKE

PART OF 271-1402 STICK GP-EXTENDABLE

AN ATTACHMENT

SMCS-5486

i02119865

| NOTE | REF NO | GRAPHIC REF | PART NUMBER | QTY | PART NAME | | | | | | SEE PAGE |
|------|--------|-------------|-------------|-----|---------------------------------|---|---|---|---|-------------------|----------|
| | | | | | 1 | 2 | 3 | 4 | 5 | 6 (PRODUCT LEVEL) | |
| BE | 1 | 1 | 9X-1386 | | SLEEVE | | | | | | |
| | 2 | 1 | 102-2244 | 1 | GROMMET | | | | | | |
| | 3 | 1 | 155-2260 | 1 | KIT-CONNECTING PLUG (3-PIN) | | | | | | |
| | 4 | 1 | 191-6159 | 1 | HEAD | | | | | | |
| | 5 | 1 | 214-6471 | 1 | CYLINDER AS | | | | | | |
| | | 1 | 6V-8398 | 1 | SEAL-O-RING | | | | | | |
| | 6 | 1 | 214-6475 | 1 | ROD AS | | | | | | |
| | 7 | 1 | 214-6480 | 1 | PISTON | | | | | | |
| | 8 | 1 | 214-6879 | 1 | COVER | | | | | | |
| | 9 | 1 | 214-6897 | 1 | PLATE | | | | | | |
| | 10 | 1 | 217-3311 | 1 | MAGNET | | | | | | |
| | 11 | 1 | 230-5579 | 1 | SCREW-BUTTON HEAD | | | | | | |
| | 12 | 1 | 230-5580 | 1 | SCREW-BUTTON HEAD | | | | | | |
| | 13 | 1 | 242-9514 | 1 | CARRIER | | | | | | |
| | 14 | 1 | 242-9515 | 1 | RING-RETAINING | | | | | | |
| | 15 | 1 | 167-2186 | 1 | SEAL AS-BUFFER | | | | | | |
| | 16 | 1 | 167-2294 | 1 | SEAL-U-CUP | | | | | | |
| | 17 | 1 | 188-2199 | 1 | SEAL-O-RING | | | | | | |
| | 18 | 1 | 1H-7339 | 1 | SEAL-O-RING | | | | | | |
| | 19 | 1 | 215-1942 | 1 | RING-BACKUP | | | | | | |
| | 20 | 1 | 215-8934 | 1 | SENSOR GP-POSITION | | | | | | |
| | 21 | 1 | 223-3353 | 1 | RING-WEAR | | | | | | |
| | 22 | 1 | 226-8202 | 1 | SEAL-WIPER | | | | | | |
| | 23 | 1 | 102-8803 | 1 | KIT-RECEPTACLE (3-PIN) | | | | | | |
| | 24 | 1 | 4T-6780 | 1 | RING-WEAR | | | | | | |
| | 25 | 1 | 5H-8848 | 1 | SEAL-O-RING | | | | | | |
| | 26 | 1 | 5J-4561 | 1 | LOCKNUT (1-14-THD) | | | | | | |
| | 27 | 1 | 6J-1972 | 1 | SEAL AS | | | | | | |
| | 28 | 1 | 6J-5731 | 1 | RING-BACKUP | | | | | | |
| | 29 | 1 | 8T-5070 | 1 | SETSCREW-SOCKET (3/8-16X0.5-IN) | | | | | | |
| | 30 | 1 | 8T-8737 | 3 | PLUG-SEAL | | | | | | |

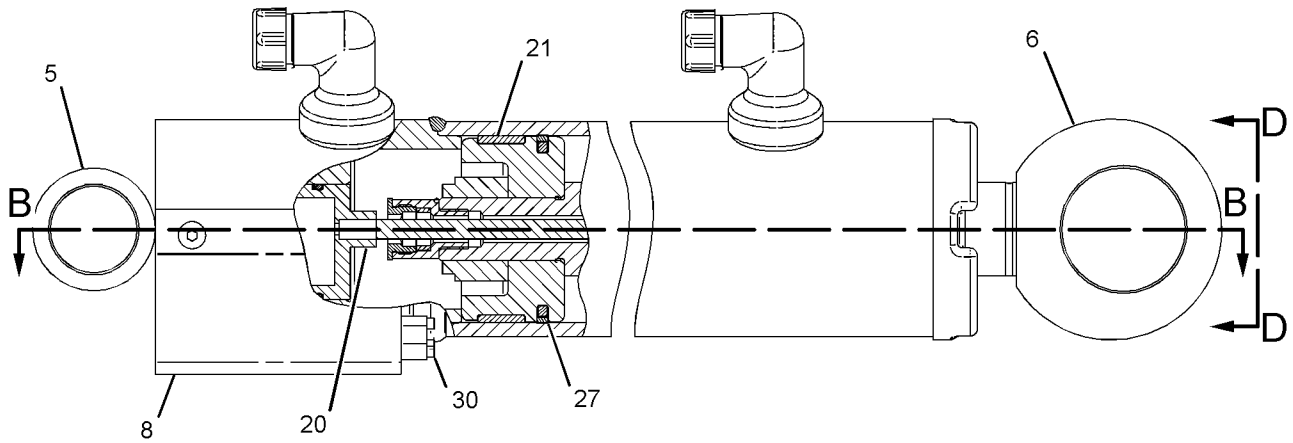
B-USE AS REQUIRED

E-ORDER BY THE CENTIMETER

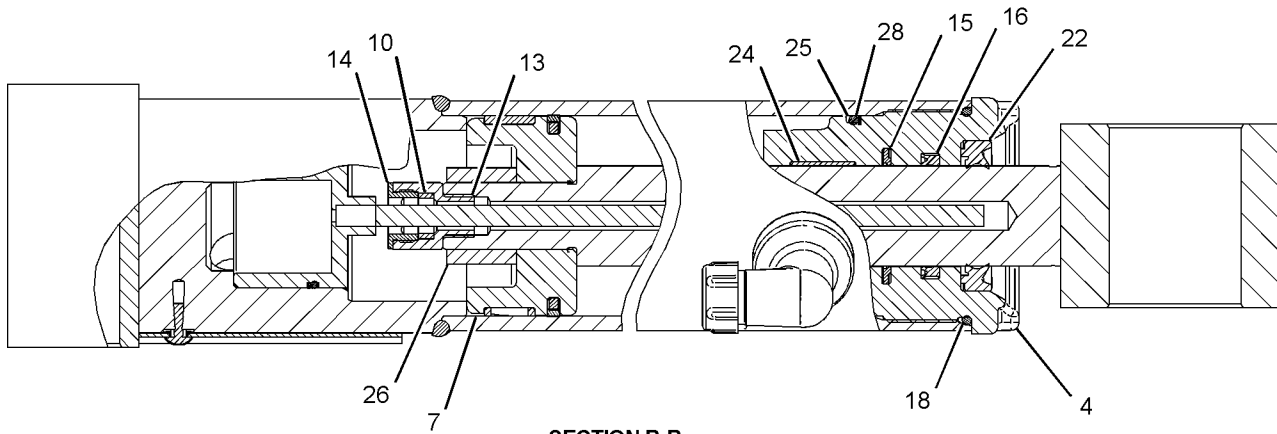
HYDRAULIC SYSTEM

210-7097 CYLINDER GP-EXTENDABLE STICK (contd.)

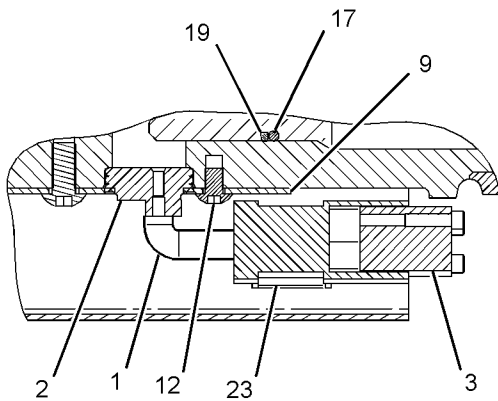
i02119865



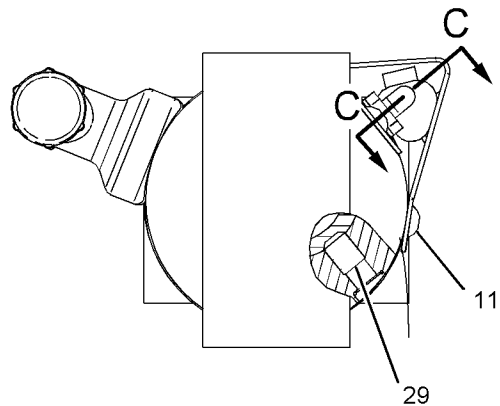
RIGHT SIDE VIEW



SECTION B-B



SECTION C-C



VIEW D-D

GRAPHIC #1

<END>

g01081080

HYDRAULIC SYSTEM

228-3509 CYLINDER GP-LIFT (CHG -00 THRU -02)

S/N: HLS1-UP

85-MM (3.3-IN) BORE X 705-MM (27.8-IN) STROKE

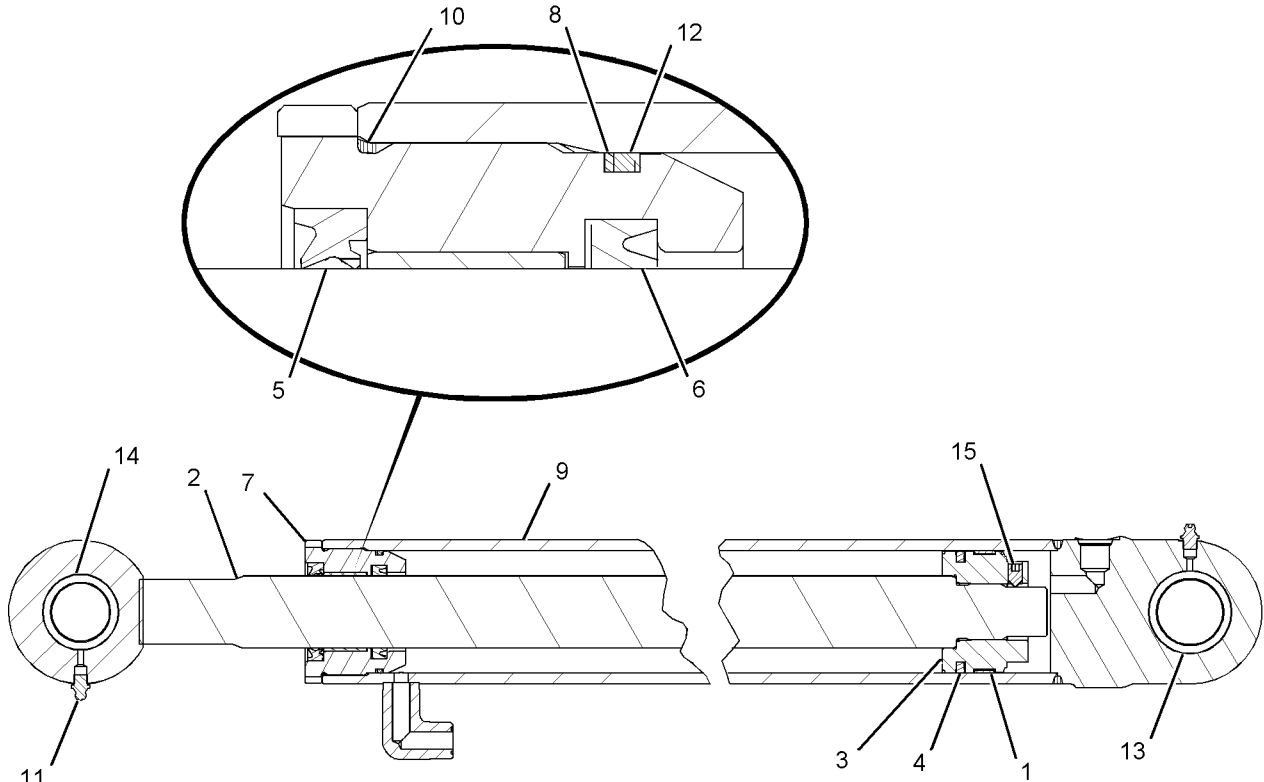
PART OF 213-9300 LOADER AR

SMCS-5102

i02096850

| NOTE | REF NO | GRAPHIC REF | PART NUMBER | QTY | PART NAME | | | | | | SEE PAGE |
|--------------------------|--------|-------------|-------------|-----|-----------------|---|---|---|---|-------------------|----------|
| | | | | | 1 | 2 | 3 | 4 | 5 | 6 (PRODUCT LEVEL) | |
| J | 1 | 1 | 151-2565 | 1 | RING-WEAR | | | | | | |
| | 2 | 1 | 233-2571 | 1 | ROD AS | | | | | | |
| | 3 | 1 | 233-2579 | 1 | PISTON | | | | | | |
| J | 4 | 1 | 233-2584 | 1 | SEAL AS | | | | | | |
| J | 5 | 1 | 233-2606 | 1 | SEAL-WIPER | | | | | | |
| J | 6 | 1 | 233-2610 | 1 | SEAL-U-CUP | | | | | | |
| | 7 | 1 | 244-3837 | 1 | HEAD AS | | | | | | |
| J | 8 | 1 | 244-3838 | 1 | RING-BACKUP | | | | | | |
| | 9 | 1 | 252-9206 | 1 | CYLINDER AS | | | | | | |
| J | 10 | 1 | 107-6279 | 1 | SEAL-O-RING | | | | | | |
| | 11 | 1 | 3B-8489 | 2 | FITTING-GREASE | | | | | | |
| J | 12 | 1 | 3E-6732 | 1 | SEAL-O-RING | | | | | | |
| | 13 | 1 | 9R-0153 | 2 | BEARING-SLEEVE | | | | | | |
| | 14 | 1 | 9R-0321 | 2 | BEARING-SLEEVE | | | | | | |
| JM | 15 | 1 | 9X-6611 | 1 | SETSCREW-SOCKET | | | | | | |
| AVAILABLE REPAIR KIT(S): | | | | | | | | | | | |
| J | | | 243-2276 | 1 | KIT-SEAL | | | | | | |

J-KIT MARKED J SERVICES PARTS MARKED J
M-METRIC PART



GRAPHIC #1

<END>

g01081781

HYDRAULIC SYSTEM

226-5540 CYLINDER GP-MULTIPURPOSE BUKT (CHG -00)

S/N: HLS1-UP

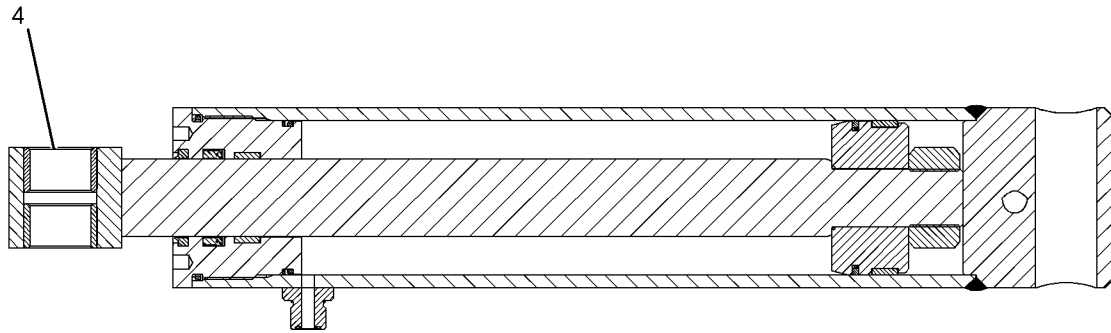
76-MM (2.99-IN) BORE X 262-MM (10.31-IN) STROKE

PART OF 216-8800, 216-8801, 216-8820, 216-8821 BUCKET GP-MULTIPURPOSE
AN ATTACHMENT

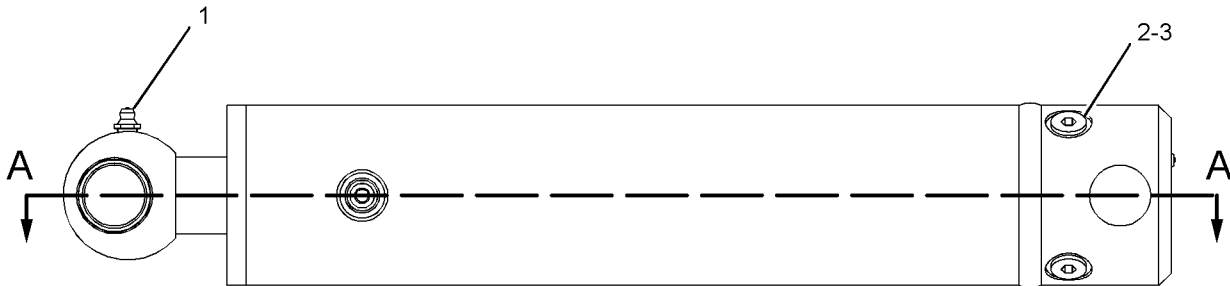
SMCS-5457

i02132079

| NOTE | REF NO | GRAPHIC REF | PART NUMBER | QTY | PART NAME | | | | | | SEE PAGE |
|--|--------|-------------|-----------------|-----|----------------|---|---|---|---|-------------------|----------|
| | | | | | 1 | 2 | 3 | 4 | 5 | 6 (PRODUCT LEVEL) | |
| | 1 | 1 | 3B-8489 | 2 | FITTING-GREASE | | | | | | |
| | 2 | 1 | 9S-8004 | 2 | PLUG | | | | | | |
| J | 3 | 1 | 3J-1907 | 2 | SEAL-O-RING | | | | | | |
| | 4 | 1 | 9T-4007 | 2 | BEARING | | | | | | |
| AVAILABLE REPAIR KIT(S): | | | | | | | | | | | |
| J | | | 230-9357 | 1 | KIT-SEAL | | | | | | |
| (INCLUDES WIPER SEAL, O-RINGS, MOISTURE EXCLUDER & POLYPAK | | | | | | | | | | | |
| J-KIT MARKED J SERVICES PART MARKED J | | | | | | | | | | | |



SECTION A-A



GRAPHIC #1

<END>

g01086486

HYDRAULIC SYSTEM

262-7049 CYLINDER GP-STABILIZER (CHG -00)

S/N: HLS1-UP

100-MM (3.9-IN) BORE X 541-MM (21.3-IN) STROKE

PART OF 268-6455 HYDRAULIC AR

SMCS-5468

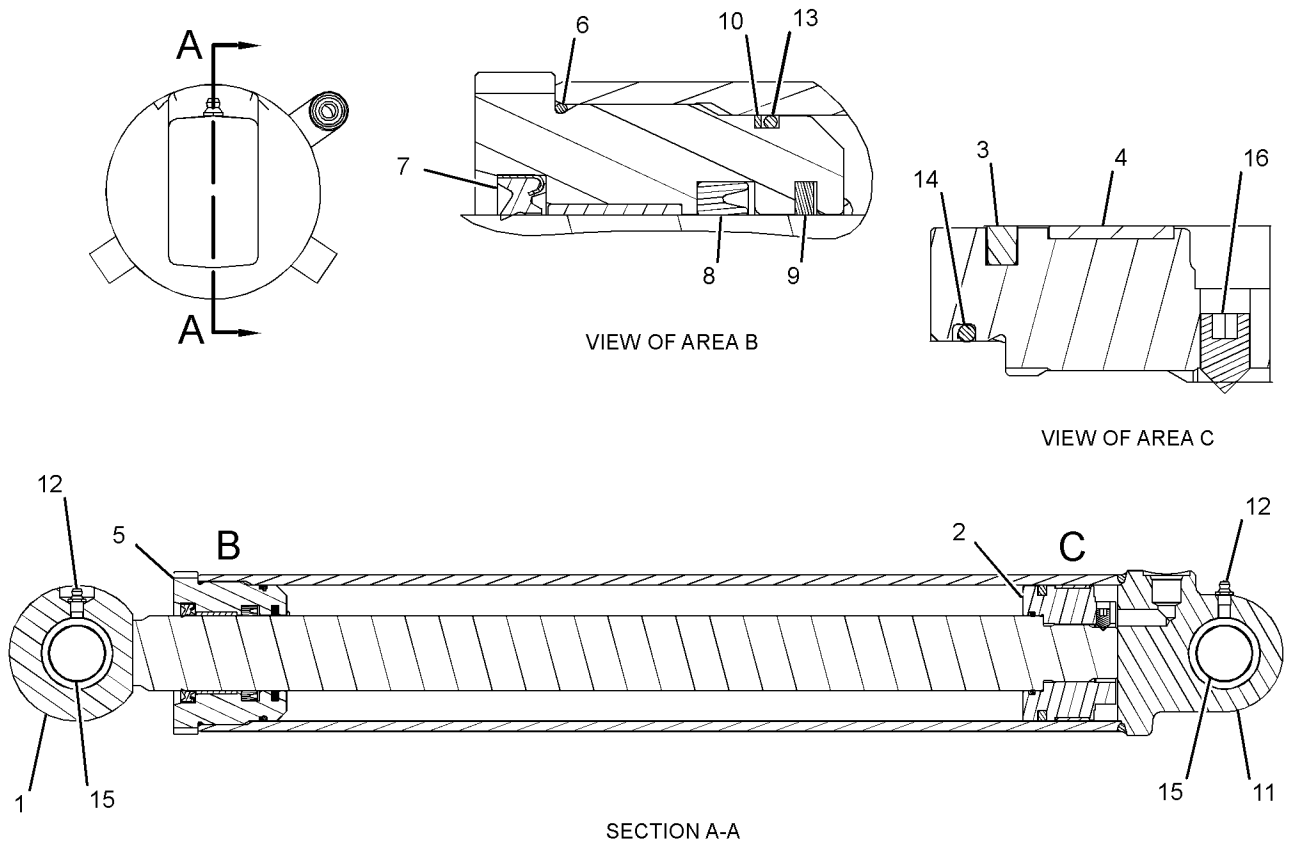
i02363608

| NOTE | REF NO | GRAPHIC REF | PART NUMBER | QTY | PART NAME | | | | | | SEE PAGE |
|---|--------|-------------|-------------|-----|---------------------------------|---|---|---|---|-------------------|----------|
| | | | | | 1 | 2 | 3 | 4 | 5 | 6 (PRODUCT LEVEL) | |
| | 1 | 1 | 233-2576 | 1 | ROD AS | | | | | | |
| | 2 | 1 | 233-2582 | 1 | PISTON | | | | | | |
| J | 3 | 1 | 233-2585 | 1 | SEAL AS | | | | | | |
| J | 4 | 1 | 233-2588 | 1 | RING-WEAR | | | | | | |
| | 5 | 1 | 233-2594 | 1 | HEAD | | | | | | |
| | | 1 | 233-2614 | 1 | RING-WEAR | | | | | | |
| | 6 | 1 | 233-2603 | 1 | SEAL-O-RING | | | | | | |
| J | 7 | 1 | 233-2607 | 1 | SEAL AS | | | | | | |
| J | 8 | 1 | 233-2611 | 1 | SEAL-U-CUP | | | | | | |
| J | 9 | 1 | 233-2615 | 1 | SEAL | | | | | | |
| J | 10 | 1 | 244-8826 | 1 | RING-BACKUP | | | | | | |
| | 11 | 1 | 262-7051 | 1 | CYLINDER AS | | | | | | |
| | 12 | 1 | 3B-8489 | 2 | FITTING-GREASE | | | | | | |
| J | 13 | 1 | 3E-6735 | 1 | SEAL-O-RING | | | | | | |
| J | 14 | 1 | 4J-0526 | 1 | SEAL-O-RING | | | | | | |
| | 15 | 1 | 9R-0321 | 4 | BEARING-SLEEVE | | | | | | |
| JM | 16 | 1 | 9X-6611 | 1 | SETSCREW-SOCKET (M10X1.5X16-MM) | | | | | | |
| AVAILABLE REPAIR KIT(S): | | | | | | | | | | | |
| J | | | 233-2623 | 1 | KIT-SEAL | | | | | | |
| J-KIT(S) MARKED J SERVICES PART(S) MARKED J | | | | | | | | | | | |
| M-METRIC PART | | | | | | | | | | | |

HYDRAULIC SYSTEM

262-7049 CYLINDER GP-STABILIZER (contd.)

i02363608



GRAPHIC #1

<END>

g01201682

HYDRAULIC SYSTEM

262-7050 CYLINDER GP-STABILIZER (CHG -00)

S/N: HLS1-UP

100-MM (3.9-IN) BORE X 541-MM (21.3-IN) STROKE

PART OF 268-6455 HYDRAULIC AR

SMCS-5468

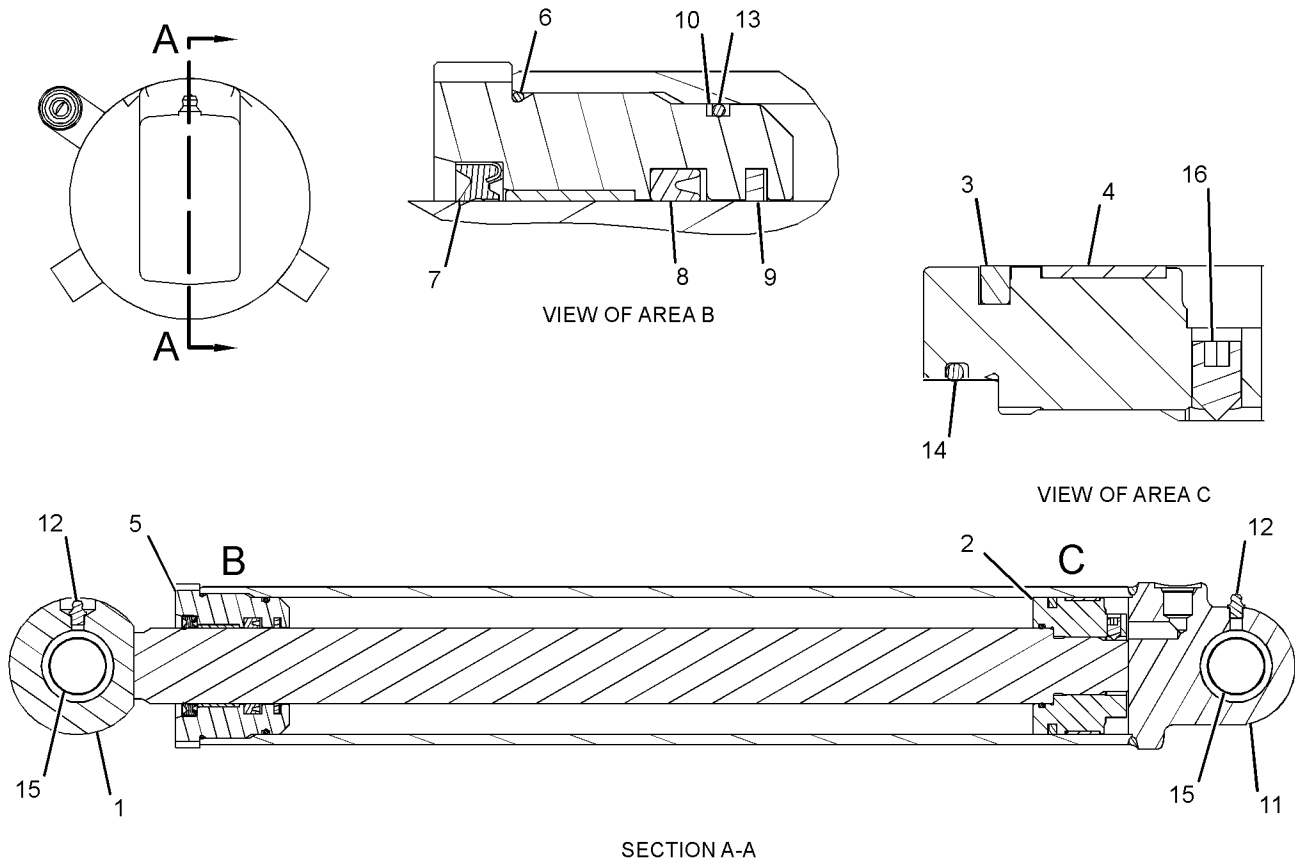
i02363609

| NOTE | REF NO | GRAPHIC REF | PART NUMBER | QTY | PART NAME | | | | | | SEE PAGE |
|---|--------|-------------|-------------|-----|---------------------------------|---|---|---|---|-------------------|----------|
| | | | | | 1 | 2 | 3 | 4 | 5 | 6 (PRODUCT LEVEL) | |
| | 1 | 1 | 233-2576 | 1 | ROD AS | | | | | | |
| | 2 | 1 | 233-2582 | 1 | PISTON | | | | | | |
| | 3 | 1 | 233-2585 | 1 | SEAL AS | | | | | | |
| J | 4 | 1 | 233-2588 | 1 | RING-WEAR | | | | | | |
| | 5 | 1 | 233-2594 | 1 | HEAD | | | | | | |
| | | 1 | 233-2614 | 1 | RING-WEAR | | | | | | |
| J | 6 | 1 | 233-2603 | 1 | SEAL-O-RING | | | | | | |
| J | 7 | 1 | 233-2607 | 1 | SEAL AS | | | | | | |
| J | 8 | 1 | 233-2611 | 1 | SEAL-U-CUP | | | | | | |
| J | 9 | 1 | 233-2615 | 1 | SEAL | | | | | | |
| J | 10 | 1 | 244-8826 | 1 | RING-BACKUP | | | | | | |
| | 11 | 1 | 262-7052 | 1 | CYLINDER AS | | | | | | |
| | 12 | 1 | 3B-8489 | 2 | FITTING-GREASE | | | | | | |
| J | 13 | 1 | 3E-6735 | 1 | SEAL-O-RING | | | | | | |
| J | 14 | 1 | 4J-0526 | 1 | SEAL-O-RING | | | | | | |
| | 15 | 1 | 9R-0321 | 4 | BEARING-SLEEVE | | | | | | |
| JM | 16 | 1 | 9X-6611 | 1 | SETSCREW-SOCKET (M10X1.5X16-MM) | | | | | | |
| AVAILABLE REPAIR KIT(S): | | | | | | | | | | | |
| J | | | 233-2623 | 1 | KIT-SEAL | | | | | | |
| J-KIT MARKED J SERVICES PART(S) MARKED J) | | | | | | | | | | | |
| M-METRIC PART | | | | | | | | | | | |

HYDRAULIC SYSTEM

262-7050 CYLINDER GP-STABILIZER (contd.)

i02363609



GRAPHIC #1

<END>

g01201741

HYDRAULIC SYSTEM

210-7081 CYLINDER GP-STICK (CHG -03, -04)

S/N: HLS1-UP

PART OF 214-3758 BACKHOE AR-EXTENDABLE STICK, 214-3755 BACKHOE AR-STANDARD
STICK

AN ATTACHMENT

SMCS-5458

i02113256

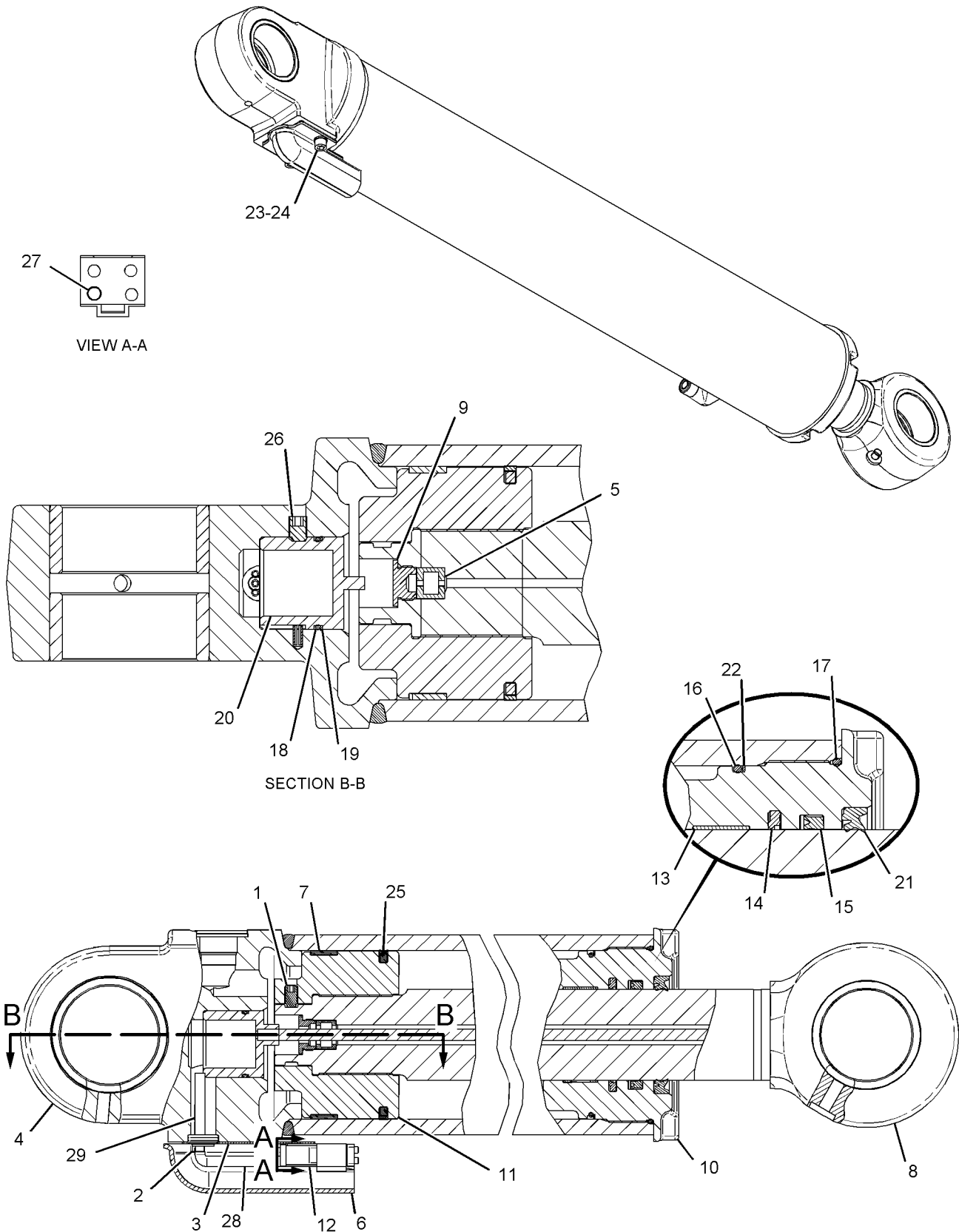
| NOTE | REF NO | GRAPHIC REF | PART NUMBER | QTY | PART NAME | | | | | | SEE PAGE |
|------|--------|-------------|-------------|-----|--|---|---|---|---|-------------------|----------|
| | | | | | 1 | 2 | 3 | 4 | 5 | 6 (PRODUCT LEVEL) | |
| | 1 | 1 | 5U-6605 | 1 | PLUG | | | | | | |
| | 2 | 1 | 102-2244 | 1 | GROMMET | | | | | | |
| | 3 | 1 | 212-0907 | 1 | PLATE-CONNECTOR | | | | | | |
| | 4 | 1 | 212-1493 | 1 | CYLINDER AS | | | | | | |
| | | 1 | 6V-8398 | 1 | SEAL-O-RING | | | | | | |
| | 5 | 1 | 217-3312 | 1 | MAGNET | | | | | | |
| | 6 | 1 | 217-8763 | 1 | COVER-PROTECTION | | | | | | |
| | 7 | 1 | 223-3360 | 1 | RING-WEAR | | | | | | |
| | | | 227-1148 | 1 | SEAL-WIPER | | | | | | |
| | 8 | 1 | 228-8062 | 1 | ROD AS | | | | | | |
| | | 1 | 213-6682 | 2 | BEARING-SLEEVE | | | | | | |
| | 9 | 1 | 246-9113 | 1 | RETAINER | | | | | | |
| | 10 | 1 | 252-5833 | 1 | HEAD | | | | | | |
| | 11 | 1 | 252-9732 | 1 | PISTON | | | | | | |
| | 12 | 1 | 102-8804 | 1 | KIT-RECEPTACLE (4-PIN) (INCLUDES RECEPTACLE AS & WEDGE) | | | | | | |
| | 13 | 1 | 146-0742 | 1 | RING-WEAR | | | | | | |
| | 14 | 1 | 167-2204 | 1 | SEAL AS-BUFFER | | | | | | |
| | 15 | 1 | 167-2314 | 1 | SEAL-U-CUP | | | | | | |
| | 16 | 1 | 175-7902 | 1 | SEAL-O-RING | | | | | | |
| | 17 | 1 | 175-7903 | 1 | SEAL-O-RING | | | | | | |
| | 18 | 1 | 188-2199 | 1 | SEAL-O-RING | | | | | | |
| | 19 | 1 | 215-1942 | 1 | RING-BACKUP | | | | | | |
| | 20 | 1 | 217-5776 | 1 | SENSOR GP-POSITION (LINEAR) | | | | | | |
| | 21 | 1 | 227-1148 | 1 | SEAL-WIPER | | | | | | |
| | 22 | 1 | 2J-3961 | 1 | RING-BACKUP | | | | | | |
| | 23 | 1 | 3V-2431 | 2 | WASHER (10.2X16X2-MM THK) | | | | | | |
| | 24 | 1 | 4S-5565 | 2 | BOLT | | | | | | |
| | 25 | 1 | 4T-8588 | 1 | SEAL AS | | | | | | |
| | 26 | 1 | 8T-5070 | 1 | SETSCREW-SOCKET (3/8-16X0.5-IN) | | | | | | |
| | 27 | 1 | 8T-8737 | 1 | PLUG-SEAL | | | | | | |
| E | 28 | 1 | 9X-1386 | 12 | SLEEVE (9-CM) | | | | | | |
| E | 29 | 1 | 9X-1386 | 12 | SLEEVE (5-CM) | | | | | | |

E-ORDER BY THE CENTIMETER

HYDRAULIC SYSTEM

210-7081 CYLINDER GP-STICK (contd.)

i02113256



GRAPHIC #1

<END>

g01078768

HYDRAULIC SYSTEM

210-7082 CYLINDER GP-STICK (CHG -03, -04)

S/N: HLS1-UP

120.7-MM (4.8-IN) BORE X 679-MM (26.7-IN) STROKE

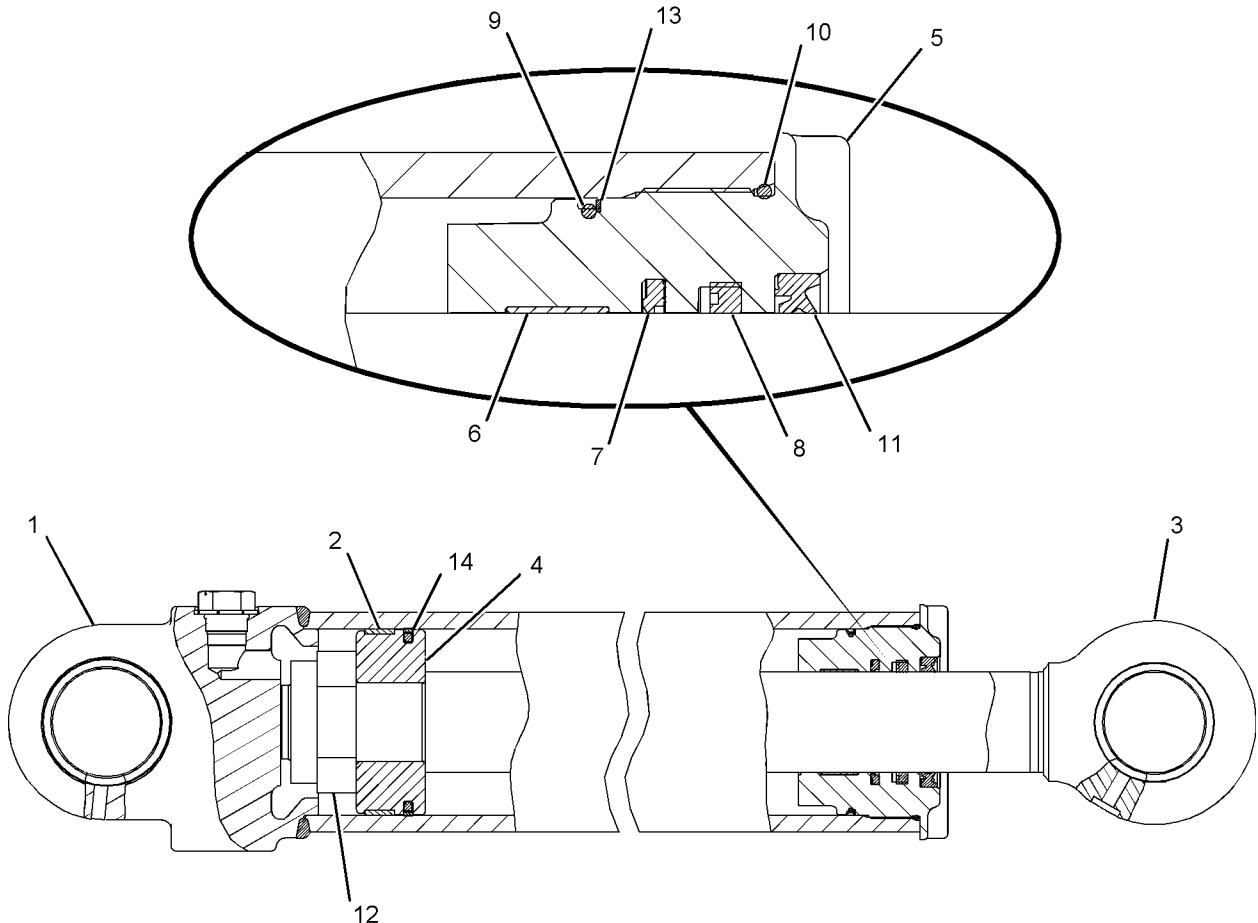
PART OF 214-2553 BACKHOE AR-EXTENDABLE STICK, 214-2550 BACKHOE AR-STANDARD STICK

AN ATTACHMENT

SMCS-5458

i02122080

| NOTE | REF NO | GRAPHIC REF | PART NUMBER | QTY | PART NAME | | | | | | SEE PAGE |
|------|--------|-------------|-------------|-----|--------------------|---|---|---|---|-------------------|----------|
| | | | | | 1 | 2 | 3 | 4 | 5 | 6 (PRODUCT LEVEL) | |
| | 1 | 1 | 212-0929 | 1 | CYLINDER AS | | | | | | |
| | | 1 | 6V-8398 | 1 | SEAL-O-RING | | | | | | |
| 2 | | 1 | 223-3360 | 1 | RING-WEAR | | | | | | |
| 3 | | 1 | 228-8017 | 1 | ROD AS | | | | | | |
| 4 | | 1 | 252-5832 | 1 | PISTON | | | | | | |
| 5 | | 1 | 252-5833 | 1 | HEAD | | | | | | |
| 6 | | 1 | 146-0742 | 1 | RING-WEAR | | | | | | |
| 7 | | 1 | 167-2204 | 1 | SEAL AS-BUFFER | | | | | | |
| 8 | | 1 | 167-2314 | 1 | SEAL-U-CUP | | | | | | |
| 9 | | 1 | 175-7902 | 1 | SEAL-O-RING | | | | | | |
| 10 | | 1 | 175-7903 | 1 | SEAL-O-RING | | | | | | |
| 11 | | 1 | 227-1148 | 1 | SEAL-WIPER | | | | | | |
| 12 | | 1 | 2J-0564 | 1 | LOCKNUT (2-12-THD) | | | | | | |
| 13 | | 1 | 2J-3961 | 1 | RING-BACKUP | | | | | | |
| 14 | | 1 | 4T-8588 | 1 | SEAL AS | | | | | | |



GRAPHIC #1

<END>

g01082462

HYDRAULIC SYSTEM

210-7098 CYLINDER GP-STICK (CHG -01 THRU -03)

S/N: HLS1-UP

76.2-MM (3-IN) BORE X 1164-MM (45.8-IN) STROKE

PART OF 271-1405 STICK GP-EXTENDABLE

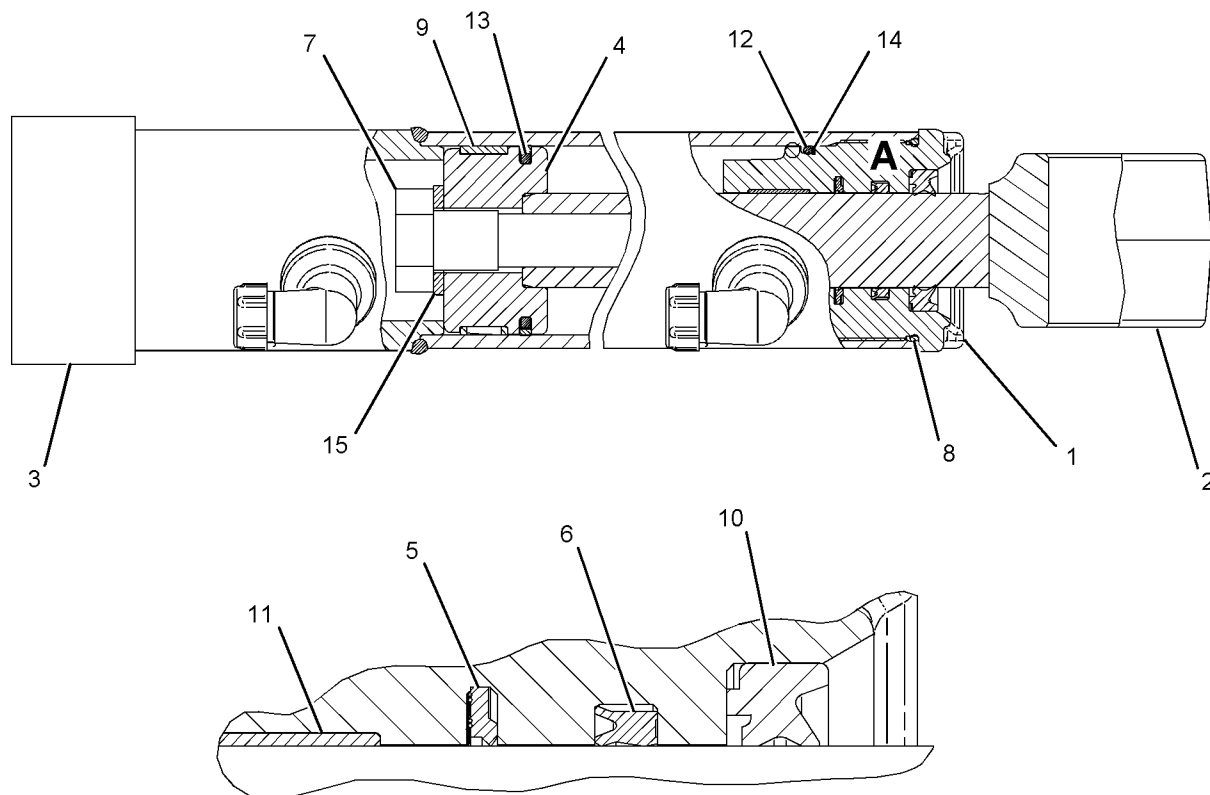
AN ATTACHMENT

SMCS-5458

i02164171

| NOTE | REF NO | GRAPHIC REF | PART NUMBER | QTY | PART NAME | | | | | | SEE PAGE |
|------|--------|-------------|-------------|-----|-------------------------|---|---|---|---|-------------------|----------|
| | | | | | 1 | 2 | 3 | 4 | 5 | 6 (PRODUCT LEVEL) | |
| | 1 | 1 | 191-6159 | 1 | HEAD | | | | | | |
| | 2 | 1 | 215-7457 | 1 | ROD AS | | | | | | |
| | 3 | 1 | 215-7460 | 1 | CYLINDER AS | | | | | | |
| | | 1 | 6V-8398 | 1 | SEAL-O-RING | | | | | | |
| | 4 | 1 | 229-8911 | 1 | PISTON | | | | | | |
| | 5 | 1 | 167-2186 | 1 | SEAL AS-BUFFER | | | | | | |
| | 6 | 1 | 167-2294 | 1 | SEAL-U-CUP | | | | | | |
| M | 7 | 1 | 173-9779 | 1 | BOLT (M24X3X80-MM) | | | | | | |
| | 8 | 1 | 1H-7339 | 1 | SEAL-O-RING | | | | | | |
| | 9 | 1 | 223-3353 | 1 | RING-WEAR | | | | | | |
| | 10 | 1 | 226-8202 | 1 | SEAL-WIPER | | | | | | |
| | 11 | 1 | 4T-6780 | 1 | RING-WEAR | | | | | | |
| | 12 | 1 | 5H-8848 | 1 | SEAL-O-RING | | | | | | |
| | 13 | 1 | 6J-1972 | 2 | SEAL AS | | | | | | |
| | 14 | 1 | 6J-5731 | 1 | RING-BACKUP | | | | | | |
| | 15 | 1 | 6V-8237 | 1 | WASHER (26X44X4-MM THK) | | | | | | |

M-METRIC PART



VIEW OF AREA A
<END>

GRAPHIC #1

g01089695

HYDRAULIC SYSTEM

278-1971 CYLINDER GP-SWING (CHG -00, -01)

S/N: HLS1-UP

100-MM (3.9-IN) BORE X 254-MM (10-IN) STROKE

PART OF 268-6455 HYDRAULIC AR

SMCS-5105

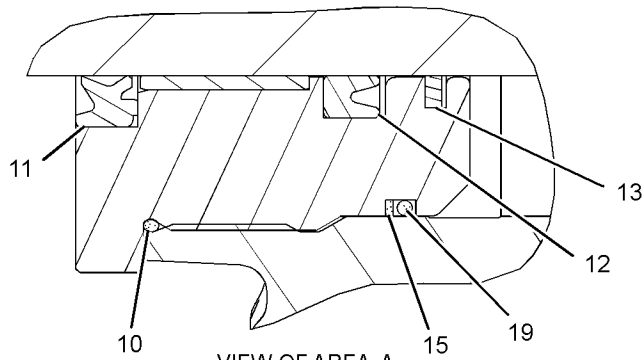
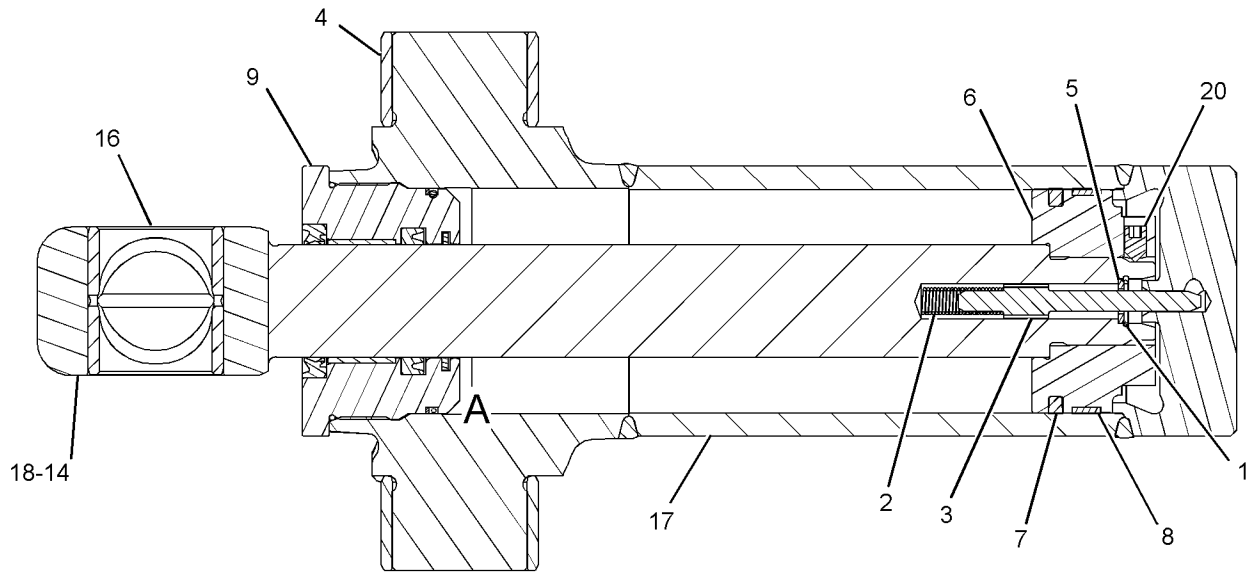
i02430842

| NOTE | REF NO | GRAPHIC REF | PART NUMBER | QTY | PART NAME | | | | | | SEE PAGE |
|---------------|--------|-------------|-------------|-----|-------------------------------------|---|---|---|---|-------------------|----------|
| | | | | | 1 | 2 | 3 | 4 | 5 | 6 (PRODUCT LEVEL) | |
| | 1 | 1 | 2Y-5821 | 1 | RING | | | | | | |
| | 2 | 1 | 3N-5739 | 1 | SPRING | | | | | | |
| | 3 | 1 | 6E-1478 | 1 | PLUNGER | | | | | | |
| | 4 | 1 | 9T-2883 | 2 | BEARING | | | | | | |
| | 5 | 1 | 102-3582 | 1 | WASHER (11X19.5X2.5-MM THK) | | | | | | |
| | 6 | 1 | 233-2583 | 1 | PISTON | | | | | | |
| | 7 | 1 | 233-2585 | 1 | SEAL AS | | | | | | |
| | 8 | 1 | 233-2589 | 1 | RING-WEAR | | | | | | |
| | 9 | 1 | 233-2595 | 1 | HEAD AS | | | | | | |
| | | 1 | 233-2613 | 1 | BEARING | | | | | | |
| | 10 | 1 | 233-2603 | 1 | SEAL-O-RING | | | | | | |
| | 11 | 1 | 233-2606 | 1 | SEAL-WIPER | | | | | | |
| | 12 | 1 | 233-2610 | 1 | SEAL-U-CUP | | | | | | |
| | 13 | 1 | 233-2616 | 1 | SEAL | | | | | | |
| | 14 | 1 | 233-2631 | 1 | ROD AS | | | | | | |
| | 15 | 1 | 244-8826 | 1 | RING-BACKUP | | | | | | |
| | 16 | 1 | 274-4274 | 1 | BEARING-SLEEVE | | | | | | |
| | 17 | 1 | 278-1972 | 1 | CYLINDER AS | | | | | | |
| | 18 | 1 | 3B-8489 | 1 | FITTING-GREASE | | | | | | |
| | 19 | 1 | 3E-6735 | 1 | SEAL-O-RING | | | | | | |
| M | 20 | 1 | 9X-6611 | 1 | SETSCREW-SOCKET (M10X1.5X16-MM) | | | | | | |
| | | | | | AVAILABLE REPAIR KIT(S): | | | | | | |
| | | | 233-2622 | 1 | KIT-SEAL | | | | | | |
| | | | | | (INCLUDES SEALS, RINGS, & SETSCREW) | | | | | | |
| M-METRIC PART | | | | | | | | | | | |

HYDRAULIC SYSTEM

278-1971 CYLINDER GP-SWING (contd.)

i02430842



VIEW OF AREA A

<END>

GRAPHIC #1

g01202480

HYDRAULIC SYSTEM

275-4243 CYLINDER GP-THUMB (CHG -00, -01)

S/N: HLS1-UP

70-MM (2.75-IN) BORE X 595-MM (23.4-IN) STROKE

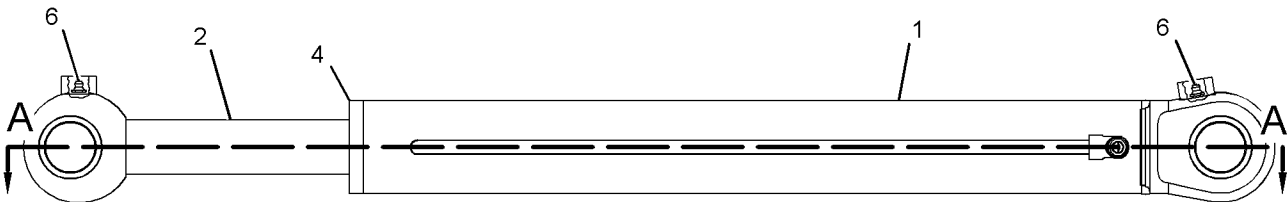
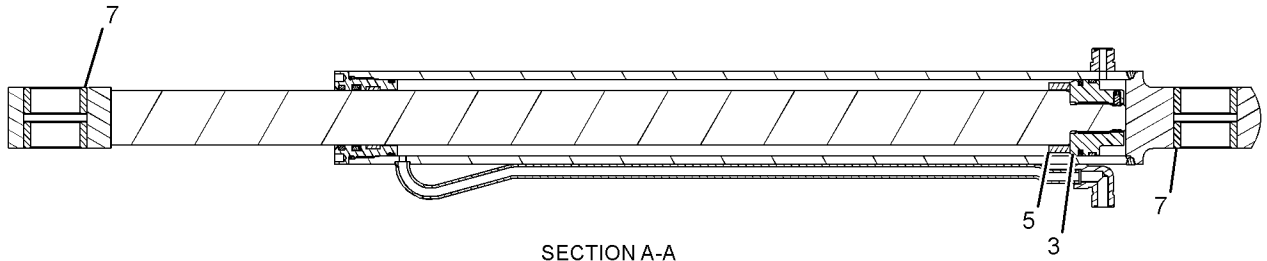
PART OF 224-6237 CYLINDER & LINES GP-THUMB

AN ATTACHMENT

SMCS-5362

i02449267

| NOTE | REF NO | GRAPHIC REF | PART NUMBER | QTY | PART NAME | | | | | | SEE PAGE |
|------------------------------------|--------|-------------|-------------|-----|----------------|---|---|---|---|-------------------|----------|
| | | | | | 1 | 2 | 3 | 4 | 5 | 6 (PRODUCT LEVEL) | |
| | 1 | 1 | 276-4168 | 1 | CYLINDER AS | | | | | | |
| | 2 | 1 | 276-4169 | 1 | ROD AS | | | | | | |
| | 3 | 1 | 276-4170 | 1 | PISTON | | | | | | |
| | 4 | 1 | 276-4171 | 1 | HEAD | | | | | | |
| | 5 | 1 | 282-6836 | 1 | STOP | | | | | | |
| | 6 | 1 | 3B-8489 | 2 | FITTING-GREASE | | | | | | |
| | 7 | 1 | 9R-0320 | 4 | BEARING-SLEEVE | | | | | | |
| AVAILABLE REPAIR KIT(S): | | | | | | | | | | | |
| | | | 276-4172 | 1 | KIT-SEAL | | | | | | |
| (INCLUDES SEALS, RINGS & SETSCREW) | | | | | | | | | | | |



GRAPHIC #1

<END>

g01234167

HYDRAULIC SYSTEM

200-7128 CYLINDER GP-TILT (CHG -02 THRU -06, -06D1)

S/N: HLS1-UP

101.6-MM (4-IN) BORE X 642.1-MM (25.28-IN) STROKE

PART OF 213-9300 LOADER AR

SMCS-5104

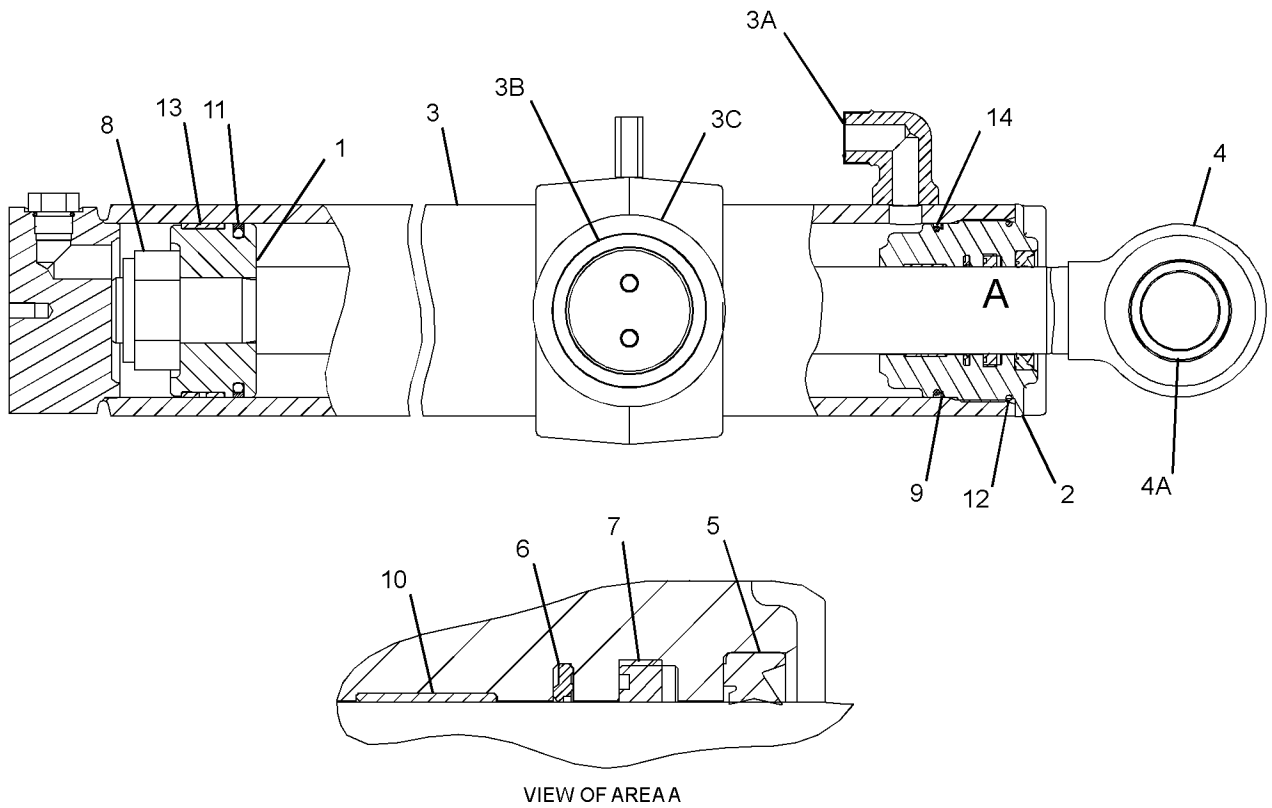
i02366597

| NOTE | REF NO | GRAPHIC REF | PART NUMBER | QTY | PART NAME | | | | | | SEE PAGE |
|--|--------|-------------|-------------|-----|--------------------------|---|---|---|---|-------------------|----------|
| | | | | | 1 | 2 | 3 | 4 | 5 | 6 (PRODUCT LEVEL) | |
| | 1 | 1 | 112-1773 | 1 | PISTON | | | | | | |
| | 2 | 1 | 201-4826 | 1 | HEAD | | | | | | |
| | 3 | 1 | 201-4899 | 1 | CYLINDER AS | | | | | | |
| | 3A | 1 | 6V-9746 | 1 | SEAL-O-RING | | | | | | |
| | 3B | 1 | 9T-3165 | 2 | BEARING | | | | | | |
| | 3C | 1 | 201-7659 | 2 | SPACER | | | | | | |
| | 4 | 1 | 201-4902 | 1 | ROD AS | | | | | | |
| | 4A | 1 | 9R-0320 | 2 | BEARING-SLEEVE | | | | | | |
| J | 5 | 1 | 229-9382 | 1 | SEAL-WIPER | | | | | | |
| J | 6 | 1 | 167-2195 | 1 | SEAL AS-BUFFER | | | | | | |
| J | 7 | 1 | 167-2304 | 1 | SEAL-U-CUP | | | | | | |
| | 8 | 1 | 2J-3950 | 1 | LOCKNUT | | | | | | |
| J | 9 | 1 | 2K-6830 | 1 | RING-BACKUP | | | | | | |
| J | 10 | 1 | 4T-5613 | 1 | RING-WEAR | | | | | | |
| J | 11 | 1 | 5J-5402 | 1 | SEAL AS | | | | | | |
| J | 12 | 1 | 9X-4611 | 1 | SEAL-O-RING | | | | | | |
| J | 13 | 1 | 6J-2797 | 1 | RING-WEAR | | | | | | |
| J | 14 | 1 | 8H-7521 | 1 | SEAL-O-RING | | | | | | |
| | | | | | AVAILABLE REPAIR KIT(S): | | | | | | |
| J | | | 261-8625 | 1 | KIT-SEAL | | | | | | |
| J-KIT MARKED J SERVICES PART(S) MARKED J | | | | | | | | | | | |

HYDRAULIC SYSTEM

200-7128 CYLINDER GP-TILT (contd.)

i02366597



GRAPHIC #1

<END>

g01183312

HYDRAULIC SYSTEM

112-1826 DRIVE & MTG GP-PUMP (CHG -00 THRU -06)

S/N: HLS1-UP

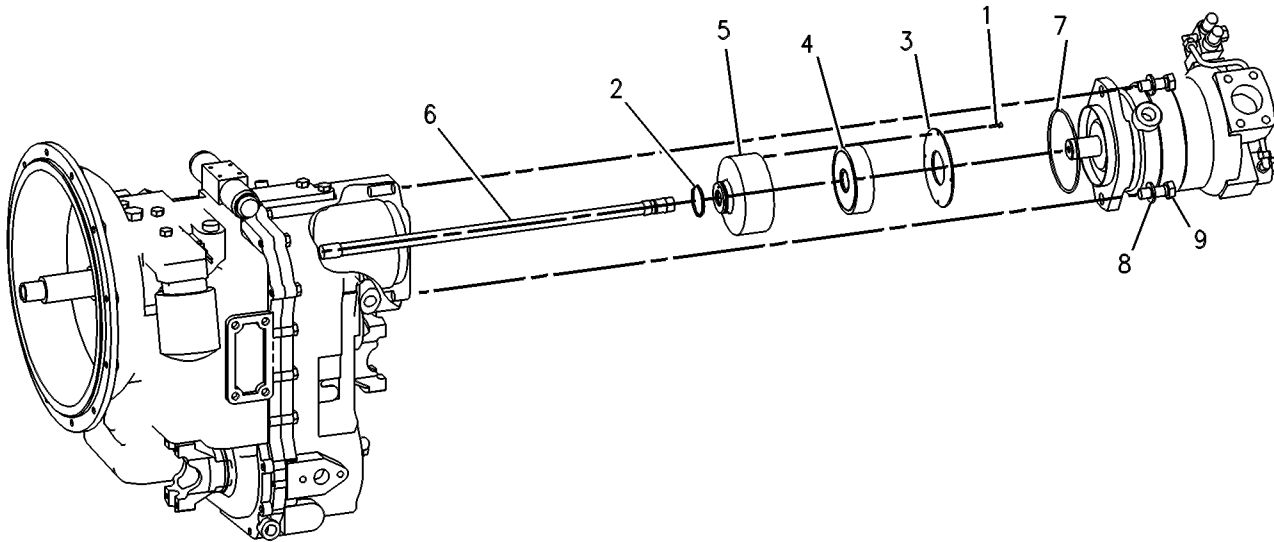
PART OF 216-3315, 216-3316 POWER TRAIN AR
AN ATTACHMENT

SMCS-3108, 5070

i02442913

| NOTE | REF NO | GRAPHIC REF | PART NUMBER | QTY | PART NAME | | | | | | SEE PAGE |
|------|--------|-------------|-------------|-----|---------------------------------|---|---|---|---|-------------------|----------|
| | | | | | 1 | 2 | 3 | 4 | 5 | 6 (PRODUCT LEVEL) | |
| M | 1 | 1 | 8T-9405 | 4 | BOLT-SOCKET HEAD (M4X0.7X16-MM) | | | | | | |
| | 2 | 1 | 9U-8886 | 1 | RING-SEAL | | | | | | |
| | 3 | 1 | 115-1918 | 1 | PLATE | | | | | | |
| | 4 | 1 | 117-3534 | 1 | ADAPTER | | | | | | |
| | 5 | 1 | 274-4555 | 1 | HUB | | | | | | |
| Y | 6 | 1 | 128-5596 | 1 | SHAFT GP-PUMP DRIVE | | | | | | 359 |
| | 7 | 1 | 5F-3106 | 1 | SEAL-O-RING | | | | | | |
| M | 8 | 1 | 8T-4122 | 2 | WASHER-HARD (17X32X3.5-MM THK) | | | | | | |
| M | 9 | 1 | 8T-7338 | 2 | BOLT (M16X2X45-MM) | | | | | | |

M-METRIC PART
Y-SEPARATE ILLUSTRATION



GRAPHIC #1

<END>

g00131524

HYDRAULIC SYSTEM

245-8769 FASTENER GP-VALVE-BANK (CHG -00)

S/N: HLS1-UP

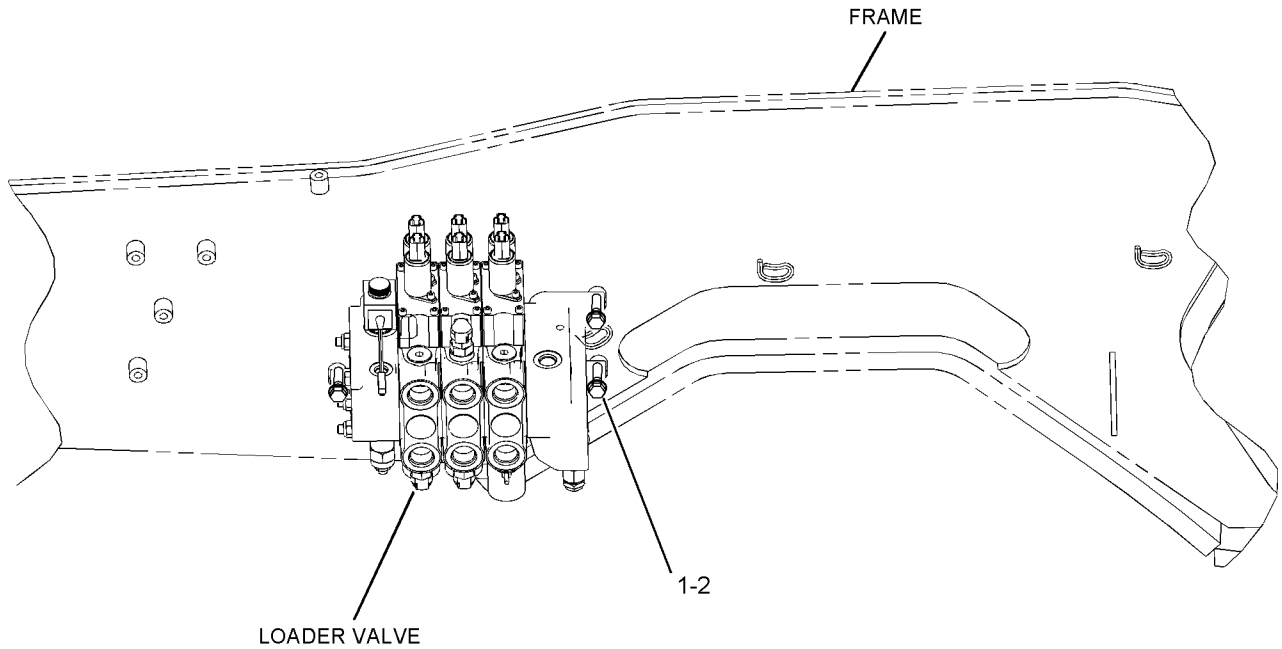
PART OF 269-2144 VALVE AR-BANK 2, 269-2145 VALVE AR-BANK 3
AN ATTACHMENT

SMCS-5051

i02096782

| NOTE | REF NO | GRAPHIC REF | PART NUMBER | QTY | PART NAME | | | | | | SEE PAGE |
|------|--------|-------------|-------------|-----|--------------------------------|---|---|---|---|-------------------|----------|
| | | | | | 1 | 2 | 3 | 4 | 5 | 6 (PRODUCT LEVEL) | |
| | 1 | 1 | 8T-4121 | 3 | WASHER-HARD (11X21X2.5-MM THK) | | | | | | |
| M | 2 | 1 | 8T-4186 | 3 | BOLT (M10X1.5X40-MM) | | | | | | |

M-METRIC PART



GRAPHIC #1

g01070282

HYDRAULIC SYSTEM

226-9747 FILTER GP-OIL-HYDRAULIC (CHG -00 THRU -04)

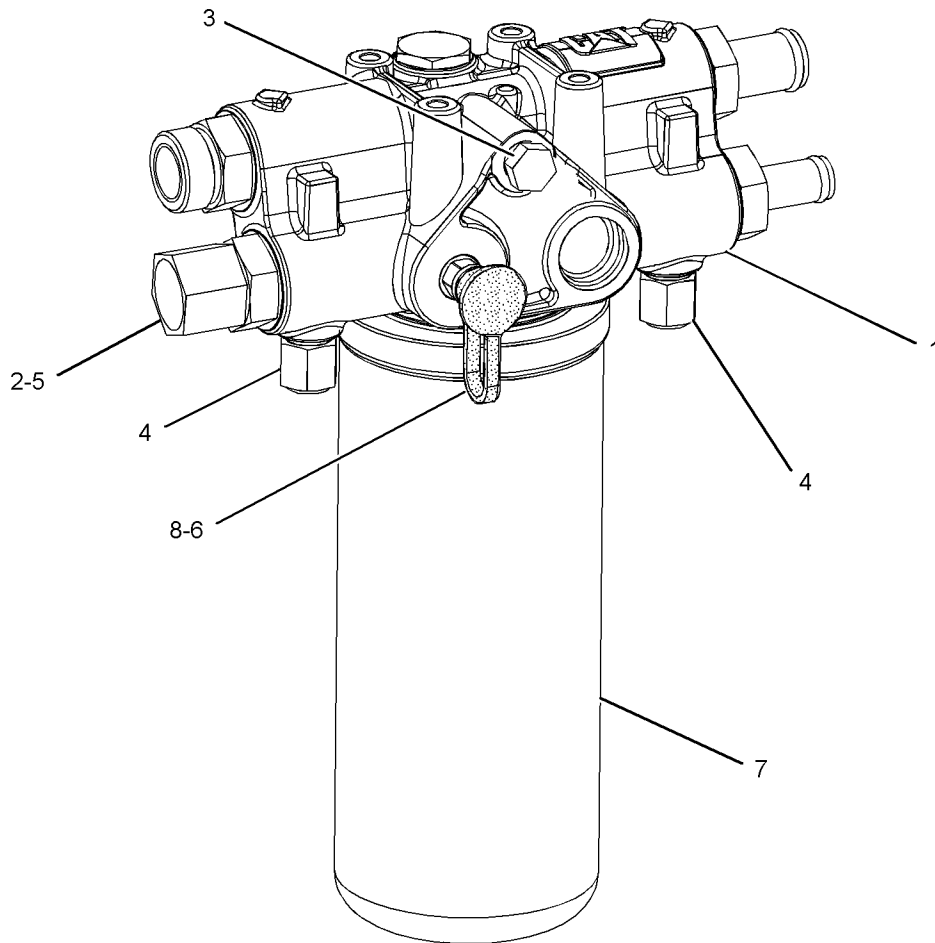
S/N: HLS1-UP

PART OF 268-6455 HYDRAULIC AR

SMCS-5068

i02433859

| NOTE | REF NO | GRAPHIC REF | PART NUMBER | QTY | PART NAME | | | | | | SEE PAGE |
|-------------|--------|-------------|-----------------|-----|---|---|---|---|---|-------------------|----------|
| | | | | | 1 | 2 | 3 | 4 | 5 | 6 (PRODUCT LEVEL) | |
| | 1 | 1 | 227-3703 | 1 | BASE AS-FILTER (HYDRAULIC) | | | | | | |
| | 2 | 1 | 148-8335 | 1 | CONNECTOR AS | | | | | | |
| | | 1 | 5K-9090 | 1 | SEAL-O-RING | | | | | | |
| | | 1 | 6V-8635 | 1 | CONNECTOR | | | | | | |
| | | 1 | 7M-8485 | 1 | SEAL-O-RING | | | | | | |
| 3 | 1 | 1 | 148-8407 | | PLUG AS | | | | | | |
| | | 1 | 3J-1907 | 1 | SEAL-O-RING | | | | | | |
| | | 1 | 9S-4191 | 1 | PLUG-O RING | | | | | | |
| 4 | 1 | 1 | 6V-9830 | 2 | CAP AS | | | | | | |
| 5 | 1 | 1 | 6V-9833 | 1 | CAP AS | | | | | | |
| 6 | 1 | 1 | 8C-3451 | 1 | CAP-DUST | | | | | | |
| 7 | 1 | 1 | 126-1817 | 1 | FILTER AS-OIL (ULTRA HIGH EFFICIENCY) | | | | | | |
| 8 | 1 | 1 | 8C-3446 | 1 | VALVE-FLUID SAMPLING (HYDRAULIC OIL) | | | | | | |
| F | | | 134-3014 | 1 | FILTER AS-OIL (HYDRAULIC, FIRE RESISTANT) | | | | | | |
| F-NOT SHOWN | | | | | | | | | | | |



GRAPHIC #1

<END>

g01234430

HYDRAULIC SYSTEM

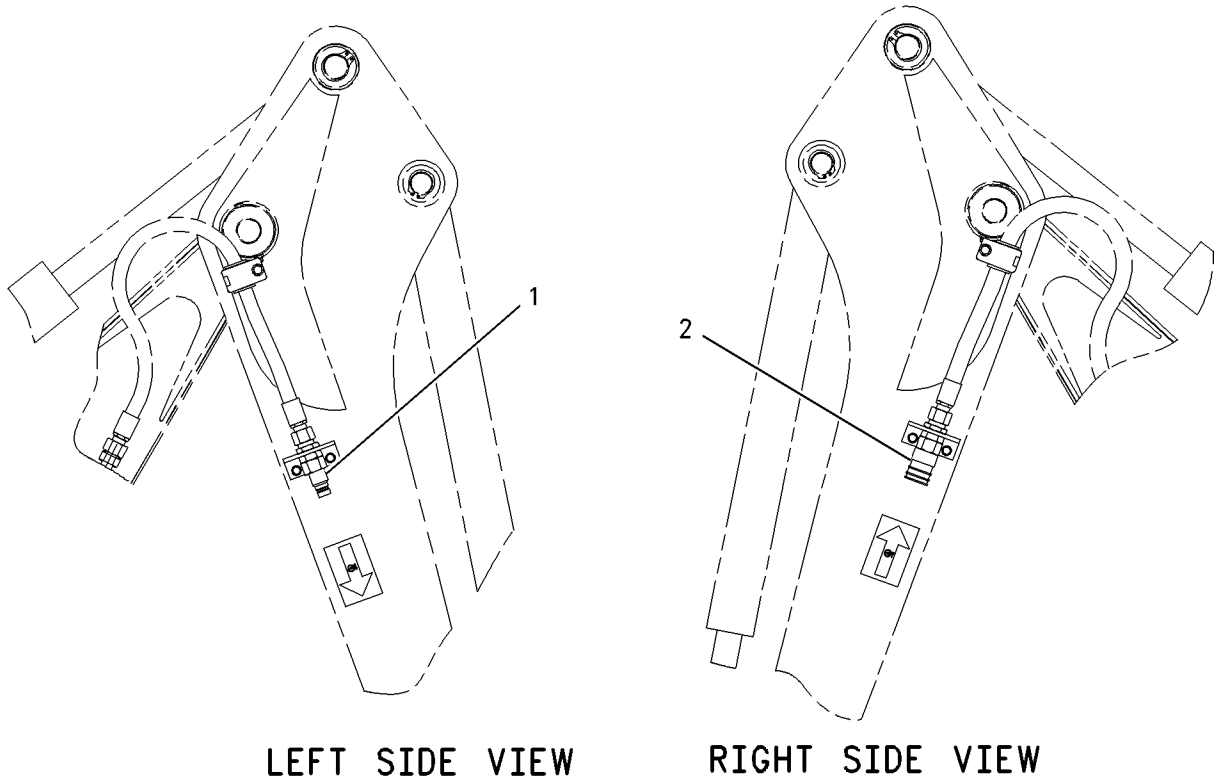
132-8769 FITTING GP-HYDRAULIC (CHG -00)

S/N: HLS1-UP
AN ATTACHMENT

SMCS-5057

i02249052

| NOTE | REF NO | GRAPHIC REF | PART NUMBER | QTY | PART NAME | | | | | | SEE PAGE |
|------|--------|-------------|-------------|-----|------------------------------------|---|---|---|---|-------------------|----------|
| | | | | | 1 | 2 | 3 | 4 | 5 | 6 (PRODUCT LEVEL) | |
| | 1 | 1 | 106-0406 | 1 | FITTING (QUICK DISCONNECT, MALE) | | | | | | |
| | 2 | 1 | 106-0401 | 1 | FITTING (QUICK DISCONNECT, FEMALE) | | | | | | |



GRAPHIC #1

<END>

g00759123

HYDRAULIC SYSTEM

268-6455 HYDRAULIC AR (CHG -00 THRU -02)

S/N: HLS1-UP

PART OF 213-9273 COMMON AR

SMCS-5050

i02434038

| NOTE | PART NUMBER | QTY | PART NAME | | | | | | SEE PAGE |
|------|-----------------|-----|-------------------------------------|---|---|---|---|-------------------|----------|
| | | | 1 | 2 | 3 | 4 | 5 | 6 (PRODUCT LEVEL) | |
| Y | 262-7050 | 1 | CYLINDER GP-STABILIZER (RH) | | | | | | 273 |
| Y | 262-7049 | 1 | CYLINDER GP-STABILIZER (LH) | | | | | | 271 |
| Y | 278-1971 | 2 | CYLINDER GP-SWING | | | | | | 279 |
| Y | 226-9747 | 1 | FILTER GP-OIL (HYDRAULIC) | | | | | | 286 |
| Y | 216-5332 | 1 | LINES GP-DRAIN | | | | | | 308 |
| Y | 257-3160 | 1 | LINES GP-HYDRAULIC OIL COOLER | | | | | | 311 |
| Y | 214-5950 | 1 | LINES GP-PILOT (BACKHOE BANK VALVE) | | | | | | 321 |
| Y | 267-2765 | 1 | LINES GP-PILOT (SUPPLY) | | | | | | 323 |
| Y | 267-2766 | 1 | LINES GP-PILOT (STABILIZER) | | | | | | 326 |
| Y | 211-3607 | 1 | LINES GP-PUMP | | | | | | 327 |
| Y | 267-2764 | 1 | LINES GP-SWING | | | | | | 338 |
| Y | 210-6240 | 1 | PUMP GP-METERING (HMU) | | | | | | 226 |
| Y | 267-2755 | 1 | PUMP GP-PISTON | | | | | | 356 |
| Y | 245-8777 | 1 | TANK & MTG GP-HYDRAULIC | | | | | | 360 |
| Y | 267-2770 | 1 | VALVE & LINES GP-PILOT (BACKHOE) | | | | | | 362 |

Y- SEPARATE ILLUSTRATION

<END>

HYDRAULIC SYSTEM

268-9418 KICKOUT & POSITIONER GP (CHG -00 THRU -02)

S/N: HLS1-UP

PART OF 213-9300 LOADER AR

SMCS-5109, 5112

i02366604

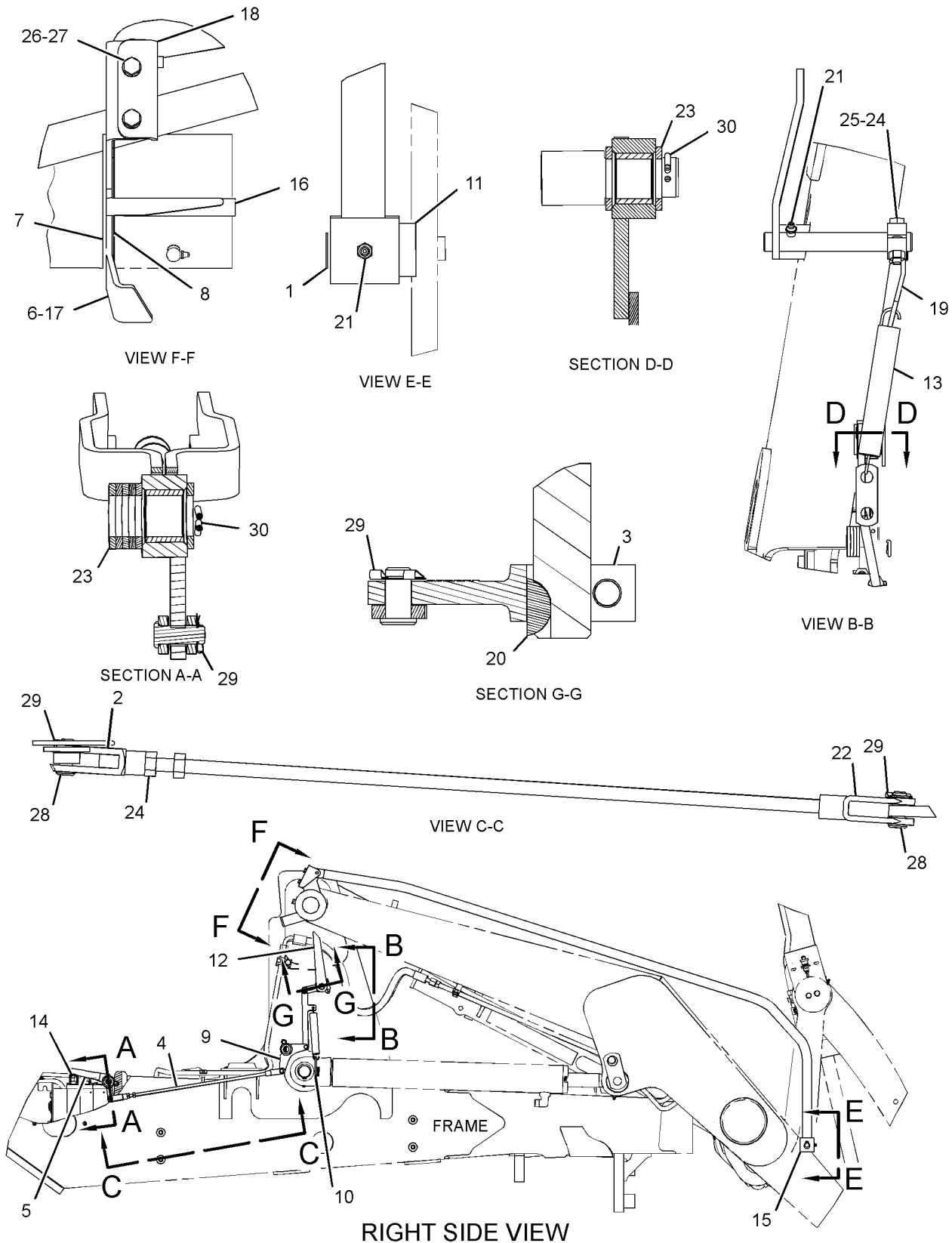
| NOTE | REF NO | GRAPHIC REF | PART NUMBER | QTY | PART NAME | | | | | | SEE PAGE |
|------|--------|-------------|-------------|-----|---|---|---|---|---|-------------------|----------|
| | | | | | 1 | 2 | 3 | 4 | 5 | 6 (PRODUCT LEVEL) | |
| | 1 | 1 | 8T-0706 | 1 | RING-RETAINING | | | | | | |
| | 2 | 1 | 8T-5063 | 1 | ROD END | | | | | | |
| | 3 | 1 | 9R-3255 | 1 | LEVER | | | | | | |
| | 4 | 1 | 106-7301 | 1 | ROD AS | | | | | | |
| | 5 | 1 | 112-5494 | 1 | LEVER AS | | | | | | |
| | | 1 | 7Y-0336 | 1 | SPACER (24.5X44X24-MM THK) | | | | | | |
| | | 1 | 9R-2614 | 1 | BEARING | | | | | | |
| | 6 | 1 | 128-7902 | 1 | SPACER (60.25X75X6-MM THK) | | | | | | |
| | 7 | 1 | 128-7903 | 1 | SPACER (61X114.3X3-MM THK) | | | | | | |
| | 8 | 1 | 128-7905 | 1 | SPACER (61X114.3X1-MM THK) | | | | | | |
| | 9 | 1 | 130-5891 | 1 | LEVER AS | | | | | | |
| | | 1 | 7Y-0336 | 1 | SPACER (24.5X44X24-MM THK) | | | | | | |
| | | 1 | 9R-2614 | 1 | BEARING | | | | | | |
| | | 1 | 9R-3135 | 1 | PIN | | | | | | |
| | 10 | 1 | 130-7952 | 1 | PLATE | | | | | | |
| | 11 | 1 | 134-5930 | 1 | SPACER (19X41X12.7-MM THK) | | | | | | |
| | 12 | 1 | 140-6009 | 1 | LEVER AS | | | | | | |
| | 13 | 1 | 141-6343 | 1 | SPRING | | | | | | |
| | 14 | 1 | 220-5974 | 1 | PLATE | | | | | | |
| | 15 | 1 | 227-5571 | 1 | TUBE AS | | | | | | |
| | 16 | 1 | 268-5689 | 1 | FILM-INDICATOR (BUCKET LEVEL) | | | | | | |
| | | | | | (ALIGN FILM WITH POINTER WITH BUCKET ON GROUND) | | | | | | |
| | 17 | 1 | 272-0555 | 1 | PIVOT AS | | | | | | |
| M | | 1 | 8T-3612 | 2 | NUT-WELD (M8X1.25-THD) | | | | | | |
| | 18 | 1 | 272-0557 | 1 | PLATE AS | | | | | | |
| | 19 | 1 | 279-6052 | 1 | LINK AS | | | | | | |
| | 20 | 1 | 1B-8736 | 1 | KEY-WOODRUFF | | | | | | |
| | 21 | 1 | 3B-8489 | 2 | FITTING-GREASE | | | | | | |
| | 22 | 1 | 8C-6955 | 1 | END-YOKE ROD | | | | | | |
| | 23 | 1 | 8T-4123 | 8 | WASHER-PLATED (22X35X3.5-MM THK) | | | | | | |
| M | 24 | 1 | 8T-4133 | 2 | NUT (M10X1.5-THD) | | | | | | |
| M | 25 | 1 | 8T-4182 | 1 | BOLT (M10X1.5X45-MM) | | | | | | |
| M | 26 | 1 | 8T-4189 | 2 | BOLT (M8X1.25X20-MM) | | | | | | |
| | 27 | 1 | 8T-4224 | 2 | WASHER-HARD (8.8X16X2-MM THK) | | | | | | |
| | 28 | 1 | 9R-2806 | 2 | PIN | | | | | | |
| | 29 | 1 | 9R-2807 | 4 | CLIP | | | | | | |
| | 30 | 1 | 9R-5301 | 2 | PIN-COTTER | | | | | | |

M-METRIC PART

HYDRAULIC SYSTEM

268-9418 KICKOUT & POSITIONER GP (contd.)

i02366604



GRAPHIC #1

<END>

g01231888

HYDRAULIC SYSTEM

264-0187 KIT-RIDE CONTROL (CHG -00, -01)

S/N: HLS1-UP
AN ATTACHMENT

SMCS-5004

i02446268

| NOTE | REF NO | GRAPHIC REF | PART NUMBER | QTY | PART NAME | | | | | | SEE PAGE |
|------|--------|-------------|-------------|-----|--|---|---|---|---|-------------------|----------|
| | | | | | 1 | 2 | 3 | 4 | 5 | 6 (PRODUCT LEVEL) | |
| | 1 | 1 | 7K-1181 | 2 | STRAP-CABLE | | | | | | |
| | 2 | 1 | 106-8704 | 1 | SUPPRESSOR AS-ARC | | | | | | |
| | | 1 | 102-8802 | 1 | KIT-RECEPTACLE (2-PIN) (INCLUDES RECEPTACLE AS & WEDGE) | | | | | | |
| | | 1 | 186-3735 | 2 | PIN-CONNECTOR (16-GA TO 18-GA) | | | | | | |
| | 3 | 1 | 146-9439 | 1 | RELAY AS (12-VOLT) | | | | | | |
| Y | 4 | 1 | 162-3960 | 1 | ACCUMULATOR GP-RIDE CONTROL (CHARGED) | | | | | | 248 |
| | 5 | 1 | 214-4710 | 1 | SWITCH AS-ROCKER (RIDE CONTROL) | | | | | | |
| | | 1 | 111-7899 | 1 | GASKET | | | | | | |
| | 6 | 1 | 224-7830 | 1 | FILM-WARNING (HIGH PRESSURE, READ OMM, ANSI) | | | | | | |
| Y | 7 | 1 | 245-8780 | 1 | VALVE GP-SOLENOID | | | | | | 390 |
| | 8 | 1 | 246-8038 | 1 | HARNESS AS-RIDE CONTROL | | | | | | |
| | | 1 | 102-8804 | 1 | KIT-RECEPTACLE (4-PIN) (INCLUDES RECEPTACLE AS & WEDGE) | | | | | | |
| E | | 1 | 125-7874 | | TUBE-HEAT SHRINK (5.72-MM DIA) (10-CM) | | | | | | |
| | | 1 | 155-2260 | | KIT-CONNECTING PLUG (3-PIN) (INCLUDES PLUG AS, WEDGES & INTERFACE SEAL) | | | | | | |
| | | 1 | 155-2270 | 3 | KIT-CONNECTING PLUG (2-PIN) (EACH INCLUDES PLUG AS, WEDGE & INTERFACE SEAL) | | | | | | |
| | 9 | 1 | 247-0320 | 1 | BRACKET AS | | | | | | |
| I | 10 | 1 | 252-1221 | 1 | HOSE AS | | | | | | |
| I | 11 | 1 | 265-0868 | 1 | HOSE AS | | | | | | |
| M | 12 | 1 | 096-5866 | 2 | BOLT (M8X1.25X75-MM) | | | | | | |
| | 13 | 1 | 109-1633 | 2 | CLIP (SLOT) | | | | | | |
| | 14 | 1 | 109-1634 | 2 | CLIP (TAB) | | | | | | |
| | 15 | 1 | 131-9203 | 1 | SWITCH AS-PRESSURE | | | | | | |
| | | 1 | 3E-3370 | 1 | RECEPTACLE AS-CONNECTOR (3-PIN) | | | | | | |
| | | 1 | 3E-3371 | 1 | WEDGE-RECEPTACLE LOCK (3-PIN) | | | | | | |
| | | 1 | 8T-8729 | 3 | PIN-CONNECTOR | | | | | | |
| | 16 | 1 | 148-8318 | 1 | CONNECTOR AS | | | | | | |
| | | 1 | 3K-0360 | 1 | SEAL-O-RING | | | | | | |
| | | 1 | 6V-8397 | 1 | SEAL-O-RING | | | | | | |
| | | 1 | 6V-8634 | 1 | CONNECTOR | | | | | | |
| | 17 | 1 | 148-8340 | 1 | CONNECTOR AS | | | | | | |
| | | 1 | 3K-0360 | 1 | SEAL-O-RING | | | | | | |
| | | 1 | 6V-8398 | 1 | SEAL-O-RING | | | | | | |
| | | 1 | 6V-8639 | 1 | CONNECTOR | | | | | | |
| | 18 | 1 | 148-8358 | 2 | ELBOW AS (EACH INCLUDES) | | | | | | |
| | | 1 | 2M-9780 | 1 | SEAL-O-RING | | | | | | |
| | | 1 | 6V-8398 | 1 | SEAL-O-RING | | | | | | |
| | | 1 | 6V-8624 | 1 | ELBOW | | | | | | |
| | 19 | 1 | 153-6241 | 1 | ELBOW AS | | | | | | |
| | | 1 | 6V-8398 | 1 | SEAL-O-RING | | | | | | |
| | | 1 | 8C-8989 | 1 | ELBOW | | | | | | |
| | 20 | 1 | 164-5549 | 1 | COUPLING GP | | | | | | |
| | | 1 | 3J-1907 | 1 | SEAL-O-RING | | | | | | |
| | | 1 | 4I-6287 | 1 | COUPLING AS | | | | | | |
| | 21 | 1 | 3J-1907 | 1 | SEAL-O-RING | | | | | | |
| | 22 | 1 | 3S-2093 | 5 | STRAP-CABLE | | | | | | |
| | 23 | 1 | 4P-7581 | 2 | CLIP | | | | | | |
| | 24 | 1 | 8T-4121 | 4 | WASHER-HARD (11X21X2.5-MM THK) | | | | | | |
| M | 25 | 1 | 8T-4137 | 4 | BOLT (M10X1.5X20-MM) | | | | | | |
| M | 26 | 1 | 8T-4139 | 2 | BOLT (M12X1.75X30-MM) | | | | | | |
| | 27 | 1 | 8T-4223 | 2 | WASHER-HARD (13.5X25.5X3-MM THK) | | | | | | |

HYDRAULIC SYSTEM

264-0187 KIT-RIDE CONTROL (contd.)

i02446268

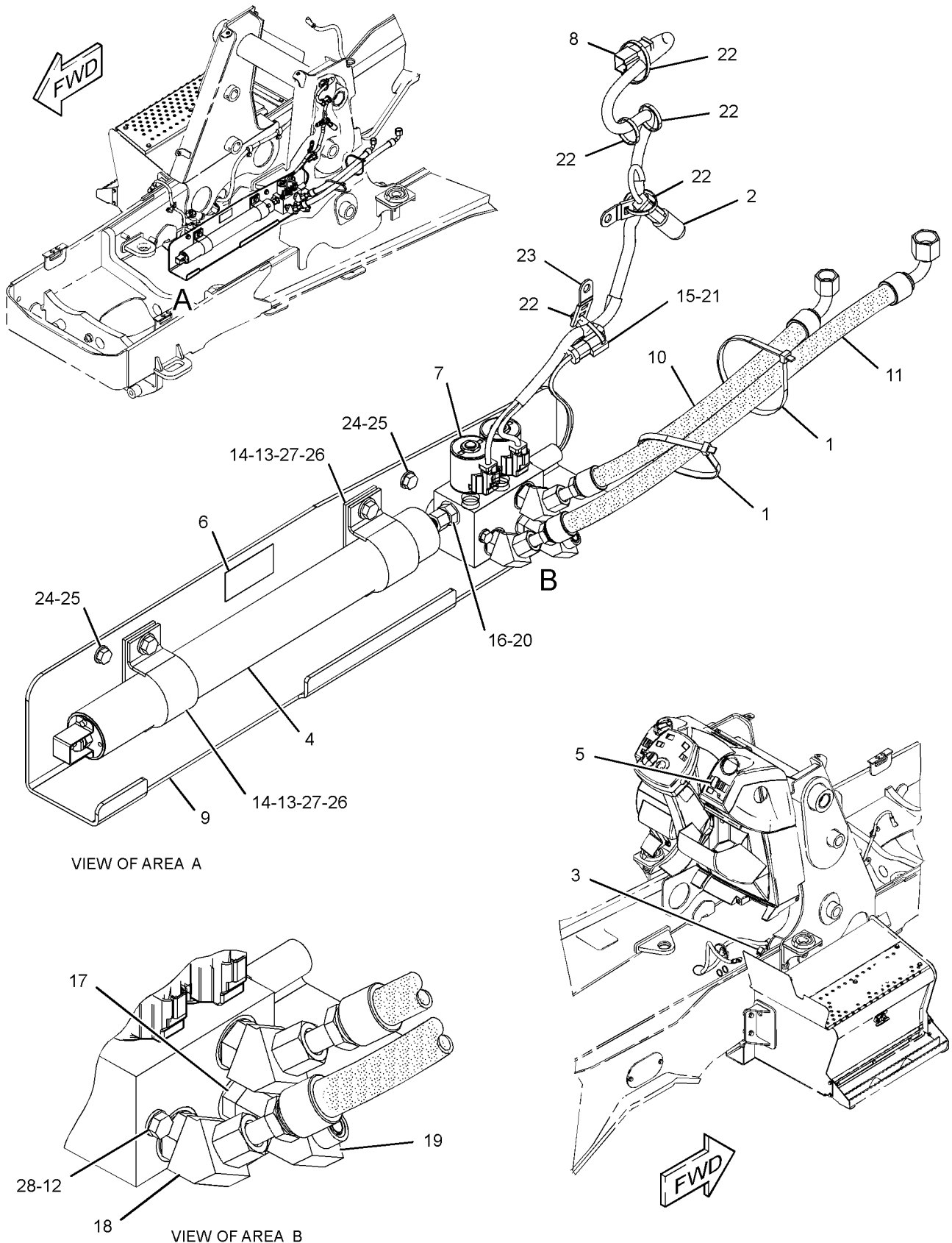
| NOTE | REF NO | GRAPHIC REF | PART NUMBER | QTY | PART NAME | | | | | | SEE PAGE |
|------|--------|-------------|-------------|-----|-------------------------------|---|---|---|---|-------------------|----------|
| | | | | | 1 | 2 | 3 | 4 | 5 | 6 (PRODUCT LEVEL) | |
| | 28 | 1 | 8T-4224 | 2 | WASHER-HARD (8.8X16X2-MM THK) | | | | | | |

E-ORDER BY THE CENTIMETER
I-REFER TO HYDRAULIC INFORMATION SYSTEM
M-METRIC PART
Y-SEPARATE ILLUSTRATION

HYDRAULIC SYSTEM

264-0187 KIT-RIDE CONTROL (contd.)

i02446268



VIEW OF AREA A

VIEW OF AREA B

GRAPHIC #1

<END>

g01236619

HYDRAULIC SYSTEM

249-7912 LINES GP-BACKHOE AUXILIARY (CHG -00 THRU -02)

S/N: HLS1-UP
AN ATTACHMENT

SMCS-5057

i02446006

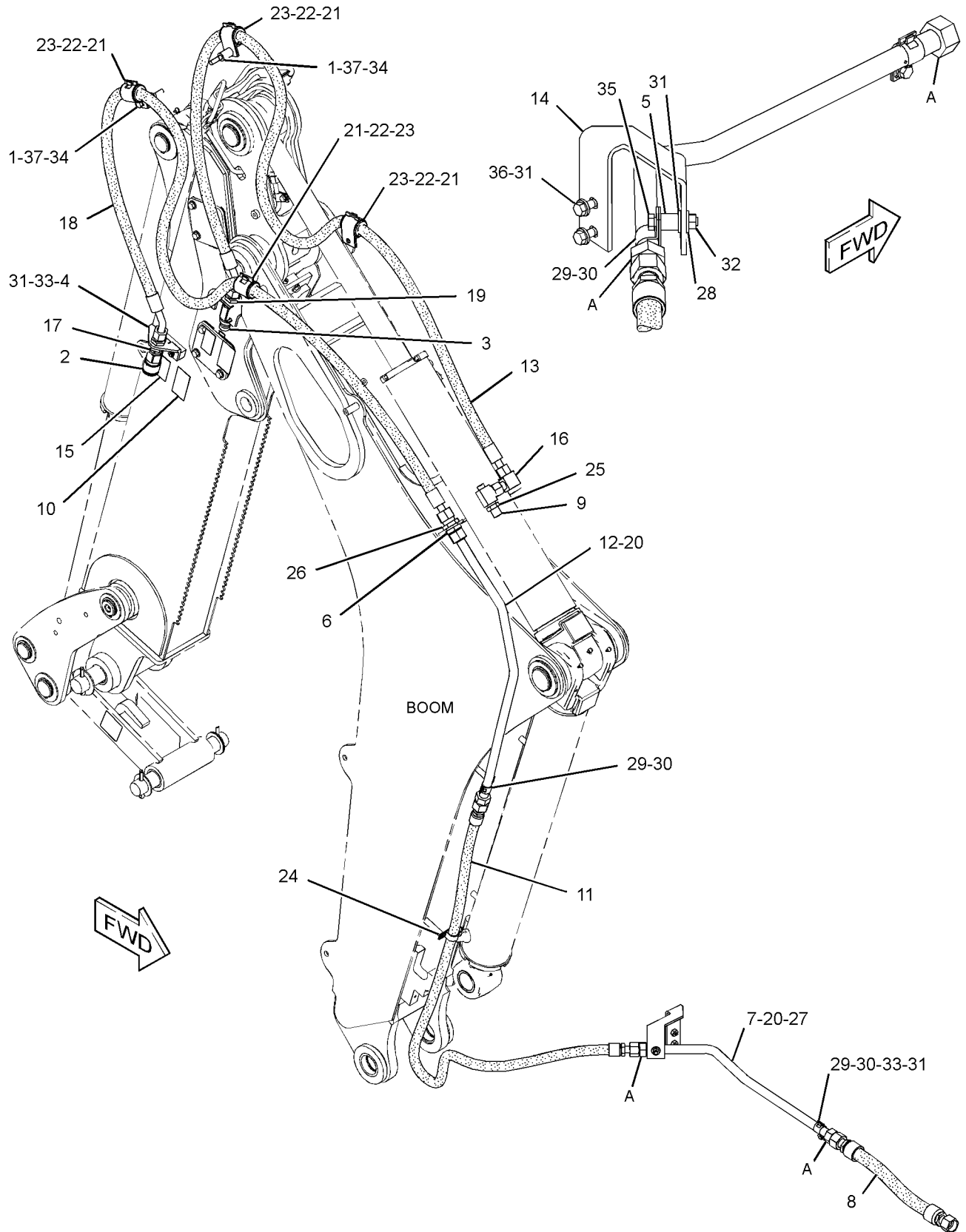
| NOTE | REF NO | GRAPHIC REF | PART NUMBER | QTY | PART NAME | | | | | | SEE PAGE |
|------|--------|-------------|-------------|-----|---|---|---|---|---|-------------------|----------|
| | | | | | 1 | 2 | 3 | 4 | 5 | 6 (PRODUCT LEVEL) | |
| | 1 | 1 | 4W-3753 | 2 | SPACER (13.5X25X38.1-MM THK) | | | | | | |
| | 2 | 1 | 106-0401 | 1 | FITTING (QUICK DISCONNECT, FEMALE) | | | | | | |
| | 3 | 1 | 106-0406 | 1 | FITTING (QUICK DISCONNECT, MALE) | | | | | | |
| | 4 | 1 | 109-1260 | 2 | BRACKET | | | | | | |
| | 5 | 1 | 144-8344 | 1 | SPACER (11X19X20-MM THK) | | | | | | |
| | 6 | 1 | 155-2026 | 1 | UNION AS | | | | | | |
| | | 1 | 5K-9090 | 2 | SEAL-O-RING | | | | | | |
| | | 1 | 6V-8998 | 1 | UNION | | | | | | |
| | 7 | 1 | 217-2617 | 1 | TUBE AS | | | | | | |
| I | 8 | 1 | 217-2699 | 1 | HOSE AS | | | | | | |
| | 9 | 1 | 241-6226 | 1 | TEE AS | | | | | | |
| | | 1 | 6V-8398 | 1 | SEAL-O-RING | | | | | | |
| | | 1 | 6V-9746 | 1 | SEAL-O-RING | | | | | | |
| | | 1 | 7J-9108 | 1 | SEAL-O-RING | | | | | | |
| | | 1 | 241-6225 | 1 | TEE | | | | | | |
| | 10 | 1 | 241-8448 | 2 | FILM-WARNING (HYDRAULIC PRESSURE, READ OMM) | | | | | | |
| I | 11 | 1 | 249-3818 | 1 | HOSE AS | | | | | | |
| | 12 | 1 | 251-9360 | 1 | TUBE AS | | | | | | |
| I | 13 | 1 | 252-0200 | 1 | HOSE AS | | | | | | |
| | 14 | 1 | 277-4543 | 1 | BRACKET AS | | | | | | |
| | 15 | 1 | 281-4726 | 2 | FILM-INSTRUCTION (OIL FLOW DIRECTION) | | | | | | |
| | 16 | 1 | 148-8392 | 1 | ELBOW AS | | | | | | |
| | | 1 | 6V-9746 | 1 | SEAL-O-RING | | | | | | |
| | | 1 | 6V-9853 | 1 | ELBOW | | | | | | |
| | 17 | 1 | 150-3053 | 2 | CONNECTOR AS | | | | | | |
| | | | | | (EACH INCLUDES) | | | | | | |
| | | 1 | 6V-9746 | 1 | SEAL-O-RING | | | | | | |
| | | 1 | 7M-8485 | 1 | SEAL-O-RING | | | | | | |
| | | 1 | 108-3872 | 1 | CONNECTOR | | | | | | |
| I | 18 | 1 | 262-4459 | 1 | HOSE AS | | | | | | |
| | 19 | 1 | 2P-1293 | 2 | LOCKNUT (1-3/16-12-THD) | | | | | | |
| | 20 | 1 | 5K-9090 | 3 | SEAL-O-RING | | | | | | |
| | 21 | 1 | 5P-7466 | 4 | CLIP (SLOT) | | | | | | |
| | 22 | 1 | 5P-7467 | 4 | CLIP (TAB) | | | | | | |
| | 23 | 1 | 5P-8112 | 4 | GROMMET | | | | | | |
| | 24 | 1 | 6V-1889 | 2 | CLIP | | | | | | |
| | 25 | 1 | 6V-9170 | 1 | NUT-BULKHEAD (1-14-THD) | | | | | | |
| | 26 | 1 | 6V-9172 | 2 | NUT (1-7/16-12-THD) | | | | | | |
| | 27 | 1 | 6V-9746 | 1 | SEAL-O-RING | | | | | | |
| | 28 | 1 | 7X-7729 | 2 | WASHER (11X25X3-MM THK) | | | | | | |
| | 29 | 1 | 8T-1889 | 3 | CLIP (SLOT) | | | | | | |
| | 30 | 1 | 8T-1890 | 3 | CLIP (TAB) | | | | | | |
| | 31 | 1 | 8T-4121 | 8 | WASHER-HARD (11X21X2.5-MM THK) | | | | | | |
| M | 32 | 1 | 8T-4133 | 1 | NUT (M10X1.5-THD) | | | | | | |
| M | 33 | 1 | 8T-4136 | 5 | BOLT (M10X1.5X25-MM) | | | | | | |
| M | 34 | 1 | 8T-4176 | 2 | BOLT (M12X1.75X90-MM) | | | | | | |
| M | 35 | 1 | 8T-4185 | 1 | BOLT (M10X1.5X50-MM) | | | | | | |
| M | 36 | 1 | 8T-4196 | 2 | BOLT (M10X1.5X35-MM) | | | | | | |
| | 37 | 1 | 8T-4223 | 2 | WASHER-HARD (13.5X25.5X3-MM THK) | | | | | | |

I-REFER TO HYDRAULIC INFORMATION SYSTEM
M-METRIC PART

HYDRAULIC SYSTEM

249-7912 LINES GP-BACKHOE AUXILIARY (contd.)

i02446006



GRAPHIC #1

<END>

g01231368

HYDRAULIC SYSTEM

262-4201 LINES GP-BACKHOE AUXILIARY (CHG -01 THRU -03)

S/N: HLS1-UP
AN ATTACHMENT

SMCS-5057

i02446264

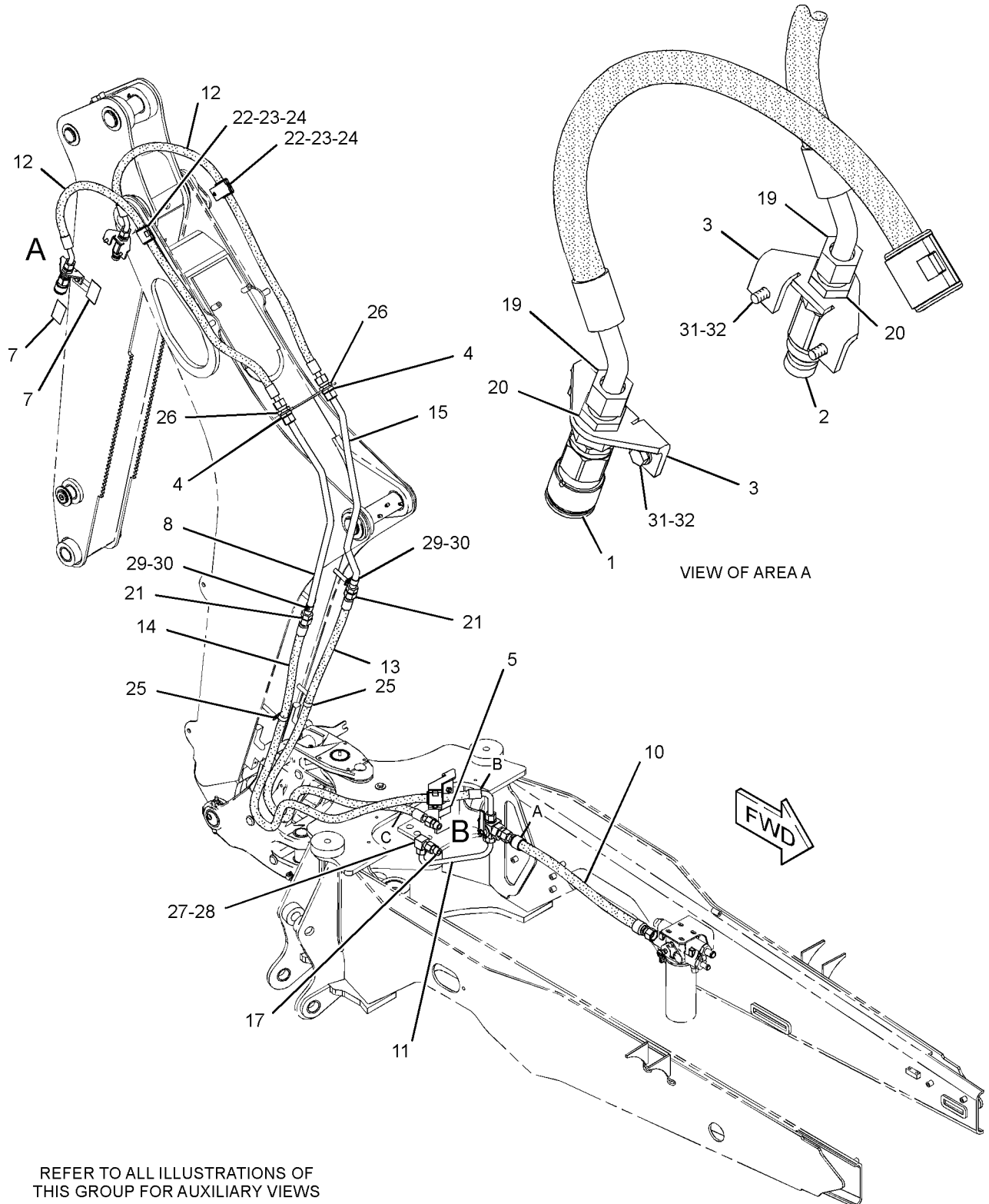
| NOTE | REF NO | GRAPHIC REF | PART NUMBER | QTY | PART NAME | | | | | | SEE PAGE |
|------|--------|-------------|-------------|-----|---|---|---|---|---|-------------------|----------|
| | | | | | 1 | 2 | 3 | 4 | 5 | 6 (PRODUCT LEVEL) | |
| | 1 | 1 | 106-0401 | 1 | FITTING (QUICK DISCONNECT, FEMALE) | | | | | | |
| | 2 | 1 | 106-0406 | 1 | FITTING (QUICK DISCONNECT, MALE) | | | | | | |
| | 3 | 1 | 109-1260 | 2 | BRACKET | | | | | | |
| | 4 | 1 | 155-2026 | 2 | UNION AS | | | | | | |
| | | | | | (EACH INCLUDES) | | | | | | |
| | | 1 | 5K-9090 | 2 | SEAL-O-RING | | | | | | |
| | | 1 | 6V-8998 | 1 | UNION | | | | | | |
| | 5 | 1 | 228-3581 | 1 | FILM-WARNING (READ OMM) | | | | | | |
| | 6 | 2 | 235-5729 | 1 | VALVE AS-MANUAL (DIRECTIONAL FLOW) | | | | | | |
| | 7 | 1 | 241-8448 | 2 | FILM-WARNING (HYDRAULIC PRESSURE, READ OMM) | | | | | | |
| | 8 | 1 | 251-9360 | 1 | TUBE AS | | | | | | |
| | 9 | 2 | 262-3036 | 1 | BRACKET | | | | | | |
| I | 10 | 1 | 262-3038 | 1 | HOSE AS | | | | | | |
| | 11 | 1 | 262-3039 | 1 | TUBE AS | | | | | | |
| I | 12 | 1 | 262-4203 | 2 | HOSE AS | | | | | | |
| I | 13 | 1 | 262-4206 | 1 | HOSE AS | | | | | | |
| I | 14 | 1 | 262-4207 | 1 | HOSE AS | | | | | | |
| | 15 | 1 | 262-4217 | 1 | TUBE AS | | | | | | |
| | 16 | 2 | 277-4543 | 1 | BRACKET AS | | | | | | |
| | 17 | 1,2 | 148-8327 | 2 | CONNECTOR GP | | | | | | |
| | | | | | (EACH INCLUDES) | | | | | | |
| | | 1,2 | 3D-2824 | 1 | SEAL-O-RING | | | | | | |
| | | 1,2 | 6V-8637 | 1 | CONNECTOR | | | | | | |
| | | 1,2 | 6V-9746 | 1 | SEAL-O-RING | | | | | | |
| | 18 | 2 | 148-8335 | 1 | CONNECTOR AS | | | | | | |
| | | 2 | 5K-9090 | 1 | SEAL-O-RING | | | | | | |
| | | 2 | 6V-8635 | 1 | CONNECTOR | | | | | | |
| | | 2 | 7M-8485 | 1 | SEAL-O-RING | | | | | | |
| | 19 | 1 | 150-3053 | 2 | CONNECTOR AS | | | | | | |
| | | | | | (EACH INCLUDES) | | | | | | |
| | | 1 | 6V-9746 | 1 | SEAL-O-RING | | | | | | |
| | | 1 | 7M-8485 | 1 | SEAL-O-RING | | | | | | |
| | | 1 | 108-3872 | 1 | CONNECTOR | | | | | | |
| | 20 | 1 | 2P-1293 | 2 | LOCKNUT (1-3/16-12-THD) | | | | | | |
| | 21 | 1 | 5K-9090 | 2 | SEAL-O-RING | | | | | | |
| | 22 | 1,2 | 5P-7466 | 3 | CLIP (SLOT) | | | | | | |
| | 23 | 1,2 | 5P-7467 | 3 | CLIP (TAB) | | | | | | |
| | 24 | 1,2 | 5P-8112 | 3 | GROMMET | | | | | | |
| | 25 | 1 | 6V-1889 | 2 | CLIP | | | | | | |
| | 26 | 1 | 6V-9172 | 2 | NUT (1-7/16-12-THD) | | | | | | |
| | 27 | 1 | 6V-9746 | 1 | SEAL-O-RING | | | | | | |
| | 28 | 1 | 7I-7412 | 1 | ELBOW | | | | | | |
| | 29 | 1 | 8T-1889 | 2 | CLIP (SLOT) | | | | | | |
| | 30 | 1 | 8T-1890 | 2 | CLIP (TAB) | | | | | | |
| | 31 | 1,2 | 8T-4121 | 8 | WASHER-HARD (11X21X2.5-MM THK) | | | | | | |
| M | 32 | 1 | 8T-4136 | 4 | BOLT (M10X1.5X25-MM) | | | | | | |
| M | 33 | 2 | 8T-4137 | 2 | BOLT (M10X1.5X20-MM) | | | | | | |
| M | 34 | 2 | 8T-4189 | 2 | BOLT (M8X1.25X20-MM) | | | | | | |
| M | 35 | 2 | 8T-4196 | 2 | BOLT (M10X1.5X35-MM) | | | | | | |
| | 36 | 2 | 8T-4223 | 2 | WASHER-HARD (13.5X25.5X3-MM THK) | | | | | | |
| | 37 | 2 | 8T-4224 | 2 | WASHER-HARD (8.8X16X2-MM THK) | | | | | | |
| M | 38 | 2 | 8T-4244 | 1 | NUT (M12X1.75-THD) | | | | | | |
| M | 39 | 2 | 8T-4956 | 1 | BOLT (M12X1.75X35-MM) | | | | | | |

I-REFER TO HYDRAULIC INFORMATION SYSTEM
M-METRIC PART

HYDRAULIC SYSTEM

262-4201 LINES GP-BACKHOE AUXILIARY (contd.)

i02446264



REFER TO ALL ILLUSTRATIONS OF THIS GROUP FOR AUXILIARY VIEWS

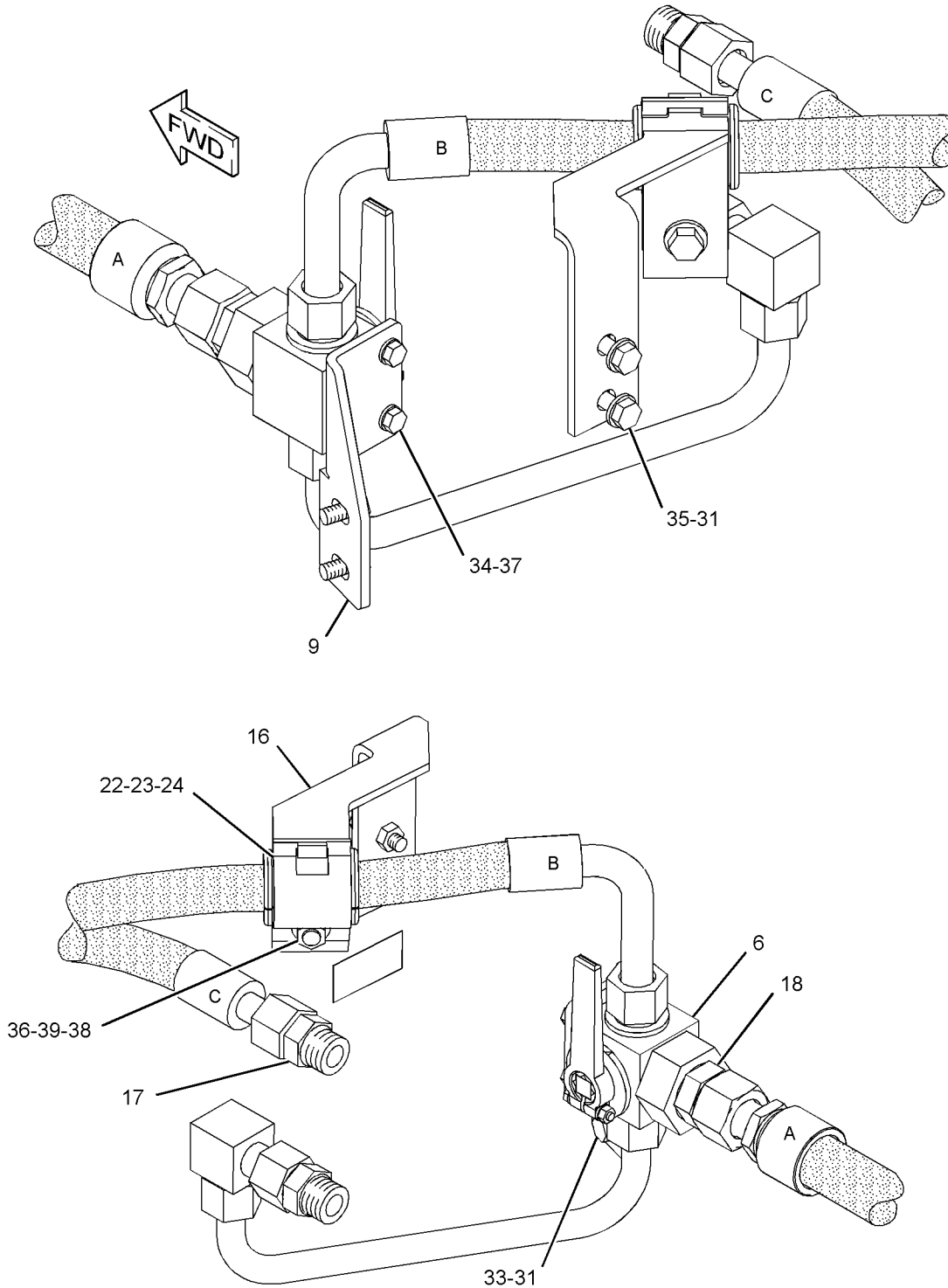
GRAPHIC #1

g01231774

HYDRAULIC SYSTEM

262-4201 LINES GP-BACKHOE AUXILIARY (contd.)

i02446264



GRAPHIC #2

<END>

g01231775

HYDRAULIC SYSTEM

262-4202 LINES GP-BACKHOE AUXILIARY (CHG -01, -02)

S/N: HLS1-UP
AN ATTACHMENT

SMCS-5057

i02446266

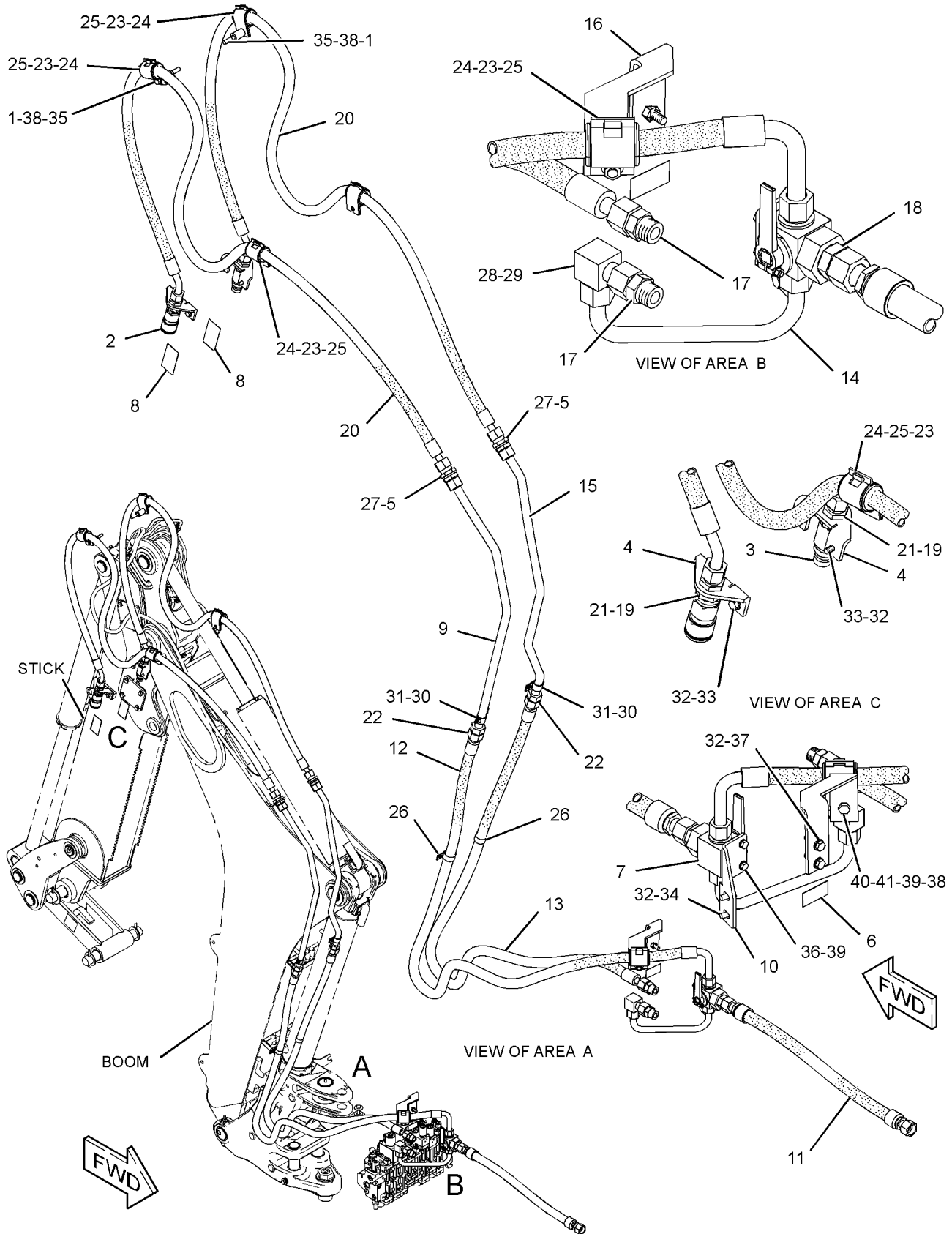
| NOTE | REF NO | GRAPHIC REF | PART NUMBER | QTY | PART NAME | | | | | | SEE PAGE |
|------|--------|-------------|-------------|-----|---|---|---|---|---|-------------------|----------|
| | | | | | 1 | 2 | 3 | 4 | 5 | 6 (PRODUCT LEVEL) | |
| | 1 | 1 | 4W-3753 | 2 | SPACER (13.5X25X38.1-MM THK) | | | | | | |
| | 2 | 1 | 106-0401 | 1 | FITTING (QUICK DISCONNECT, FEMALE) | | | | | | |
| | 3 | 1 | 106-0406 | 1 | FITTING (QUICK DISCONNECT, MALE) | | | | | | |
| | 4 | 1 | 109-1260 | 2 | BRACKET | | | | | | |
| | 5 | 1 | 155-2026 | 2 | UNION AS | | | | | | |
| | | | | | (EACH INCLUDES) | | | | | | |
| | | 1 | 5K-9090 | 2 | SEAL-O-RING | | | | | | |
| | | 1 | 6V-8998 | 1 | UNION | | | | | | |
| | 6 | 1 | 228-3581 | 1 | FILM-WARNING (READ OMM) | | | | | | |
| | 7 | 1 | 235-5729 | 1 | VALVE AS-MANUAL (DIRECTIONAL FLOW) | | | | | | |
| | 8 | 1 | 241-8448 | 2 | FILM-WARNING (HYDRAULIC PRESSURE, READ OMM) | | | | | | |
| | 9 | 1 | 251-9360 | 1 | TUBE AS | | | | | | |
| | 10 | 1 | 262-3036 | 1 | BRACKET | | | | | | |
| I | 11 | 1 | 262-3038 | 1 | HOSE AS | | | | | | |
| I | 12 | 1 | 262-4207 | 1 | HOSE AS | | | | | | |
| I | 13 | 1 | 262-4210 | 1 | HOSE AS | | | | | | |
| | 14 | 1 | 262-4211 | 1 | TUBE AS | | | | | | |
| | 15 | 1 | 262-4217 | 1 | TUBE AS | | | | | | |
| | 16 | 1 | 277-4543 | 1 | BRACKET AS | | | | | | |
| | 17 | 1 | 148-8327 | 2 | CONNECTOR GP | | | | | | |
| | | | | | (EACH INCLUDES) | | | | | | |
| | | 1 | 3D-2824 | 1 | SEAL-O-RING | | | | | | |
| | | 1 | 6V-8637 | 1 | CONNECTOR | | | | | | |
| | | 1 | 6V-9746 | 1 | SEAL-O-RING | | | | | | |
| | 18 | 1 | 148-8335 | 1 | CONNECTOR AS | | | | | | |
| | | 1 | 5K-9090 | 1 | SEAL-O-RING | | | | | | |
| | | 1 | 6V-8635 | 1 | CONNECTOR | | | | | | |
| | | 1 | 7M-8485 | 1 | SEAL-O-RING | | | | | | |
| | 19 | 1 | 150-3053 | 2 | CONNECTOR AS | | | | | | |
| | | | | | (EACH INCLUDES) | | | | | | |
| | | 1 | 6V-9746 | 1 | SEAL-O-RING | | | | | | |
| | | 1 | 7M-8485 | 1 | SEAL-O-RING | | | | | | |
| | | 1 | 108-3872 | 1 | CONNECTOR | | | | | | |
| I | 20 | 1 | 262-4459 | 2 | HOSE AS | | | | | | |
| | 21 | 1 | 2P-1293 | 2 | LOCKNUT (1-3/16-12-THD) | | | | | | |
| | 22 | 1 | 5K-9090 | 2 | SEAL-O-RING | | | | | | |
| | 23 | 1 | 5P-7466 | 5 | CLIP (SLOT) | | | | | | |
| | 24 | 1 | 5P-7467 | 5 | CLIP (TAB) | | | | | | |
| | 25 | 1 | 5P-8112 | 5 | GROMMET | | | | | | |
| | 26 | 1 | 6V-1889 | 2 | CLIP | | | | | | |
| | 27 | 1 | 6V-9172 | 2 | NUT (1-7/16-12-THD) | | | | | | |
| | 28 | 1 | 6V-9746 | 1 | SEAL-O-RING | | | | | | |
| | 29 | 1 | 7I-7412 | 1 | ELBOW | | | | | | |
| | 30 | 1 | 8T-1889 | 2 | CLIP (SLOT) | | | | | | |
| | 31 | 1 | 8T-1890 | 2 | CLIP (TAB) | | | | | | |
| | 32 | 1 | 8T-4121 | 8 | WASHER-HARD (11X21X2.5-MM THK) | | | | | | |
| M | 33 | 1 | 8T-4136 | 4 | BOLT (M10X1.5X25-MM) | | | | | | |
| M | 34 | 1 | 8T-4137 | 2 | BOLT (M10X1.5X20-MM) | | | | | | |
| M | 35 | 1 | 8T-4176 | 2 | BOLT (M12X1.75X90-MM) | | | | | | |
| M | 36 | 1 | 8T-4189 | 2 | BOLT (M8X1.25X20-MM) | | | | | | |
| M | 37 | 1 | 8T-4196 | 2 | BOLT (M10X1.5X35-MM) | | | | | | |
| | 38 | 1 | 8T-4223 | 4 | WASHER-HARD (13.5X25.5X3-MM THK) | | | | | | |
| | 39 | 1 | 8T-4224 | 2 | WASHER-HARD (8.8X16X2-MM THK) | | | | | | |
| M | 40 | 1 | 8T-4244 | 1 | NUT (M12X1.75-THD) | | | | | | |
| M | 41 | 1 | 8T-4956 | 1 | BOLT (M12X1.75X35-MM) | | | | | | |

HYDRAULIC SYSTEM

262-4202 LINES GP-BACKHOE AUXILIARY (contd.)

i02446266

I-REFER TO HYDRAULIC INFORMATION SYSTEM
M-METRIC PART



GRAPHIC #1

<END>

g01231712

HYDRAULIC SYSTEM

211-7601 LINES GP-BOOM (CHG -01 THRU -03)

S/N: HLS1-UP

PART OF 214-2553, 214-3758 BACKHOE AR-EXTENDABLE STICK, 214-2550, 214-3755
BACKHOE AR-STANDARD STICK

AN ATTACHMENT

SMCS-5057, 5456

i02355800

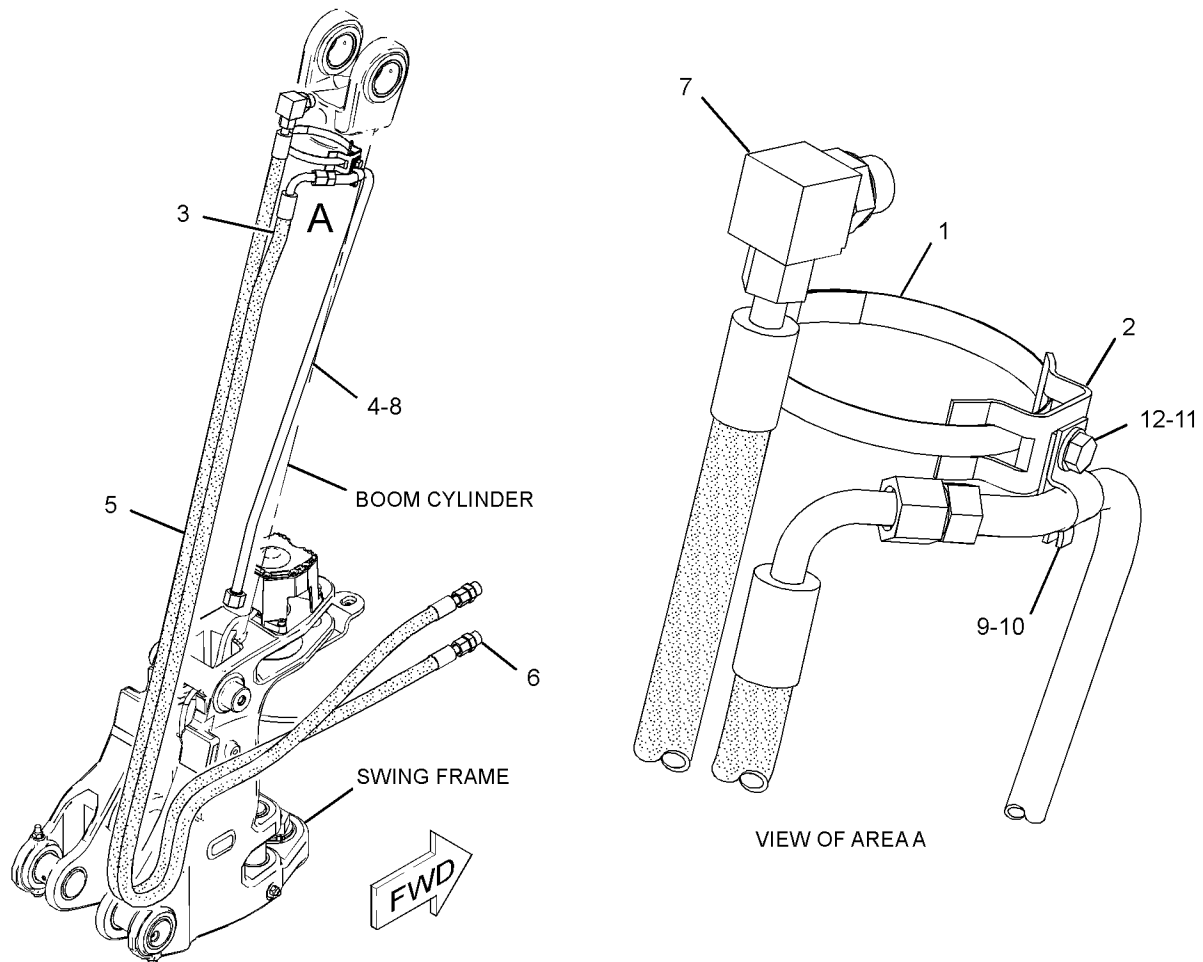
| NOTE | REF NO | GRAPHIC REF | PART NUMBER | QTY | PART NAME | | | | | | SEE PAGE |
|------|--------|-------------|-----------------|-----|--------------------------------|---|---|---|---|-------------------|----------|
| | | | | | 1 | 2 | 3 | 4 | 5 | 6 (PRODUCT LEVEL) | |
| | 1 | 1 | 5P-0599 | 1 | CLAMP-BAND | | | | | | |
| | 2 | 1 | 9R-4619 | 1 | SUPPORT AS | | | | | | |
| I | 3 | 1 | 220-0235 | 1 | HOSE AS | | | | | | |
| | 4 | 1 | 250-0658 | 1 | TUBE AS | | | | | | |
| I | 5 | 1 | 250-0804 | 1 | HOSE AS | | | | | | |
| | 6 | 1 | <i>148-8341</i> | 2 | CONNECTOR AS | | | | | | |
| | | | | | (EACH INCLUDES) | | | | | | |
| | | 1 | 3D-2824 | 1 | SEAL-O-RING | | | | | | |
| | | 1 | 6V-8713 | 1 | CONNECTOR | | | | | | |
| | | 1 | 7J-9108 | 1 | SEAL-O-RING | | | | | | |
| | 7 | 1 | <i>148-8382</i> | 1 | ELBOW AS | | | | | | |
| | | 1 | 3D-2824 | 1 | SEAL-O-RING | | | | | | |
| | | 1 | 7J-9108 | 1 | SEAL-O-RING | | | | | | |
| | | 1 | 8T-0404 | 1 | ELBOW | | | | | | |
| | 8 | 1 | 7J-9108 | 1 | SEAL-O-RING | | | | | | |
| | 9 | 1 | 8T-1887 | 1 | CLIP (SLOT) | | | | | | |
| | 10 | 1 | 8T-1888 | 1 | CLIP (TAB) | | | | | | |
| | 11 | 1 | 8T-4121 | 1 | WASHER-HARD (11X21X2.5-MM THK) | | | | | | |
| M | 12 | 1 | 8T-4137 | 1 | BOLT (M10X1.5X20-MM) | | | | | | |

I-REFER TO HYDRAULIC INFORMATION SYSTEM
M-METRIC PART

HYDRAULIC SYSTEM

211-7601 LINES GP-BOOM (contd.)

i02355800



GRAPHIC #1

<END>

g01179014

HYDRAULIC SYSTEM

246-9321 LINES GP-BUCKET (CHG -00, -01)

S/N: HLS1-UP

PART OF 214-2550, 214-3755 BACKHOE AR-STANDARD STICK
AN ATTACHMENT

SMCS-5057, 5457

i02441620

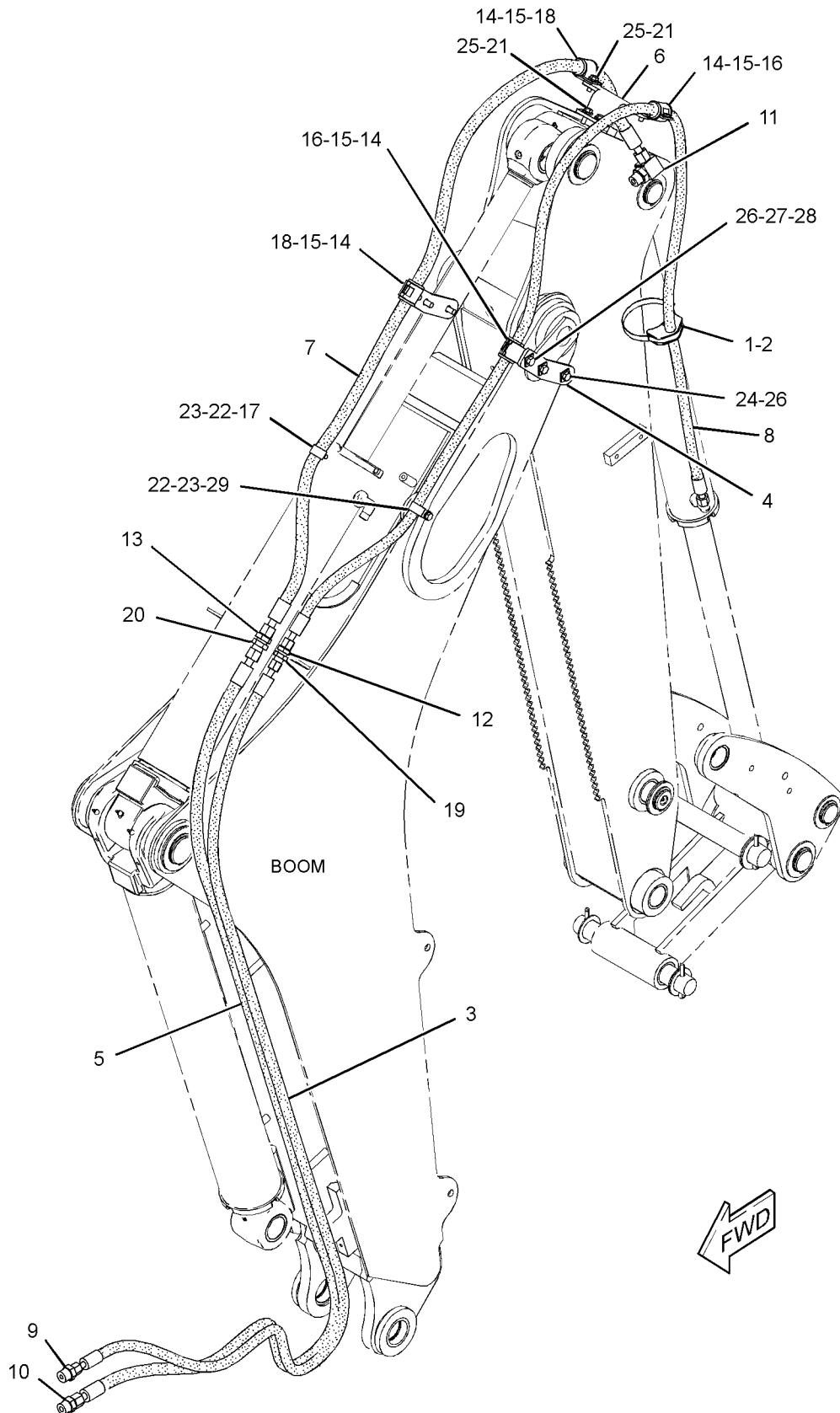
| NOTE | REF NO | GRAPHIC REF | PART NUMBER | QTY | PART NAME | | | | | | SEE PAGE |
|------|--------|-------------|-------------|-----|----------------------------------|---|---|---|---|-------------------|----------|
| | | | | | 1 | 2 | 3 | 4 | 5 | 6 (PRODUCT LEVEL) | |
| | 1 | 1 | 5P-0599 | 1 | CLAMP-BAND | | | | | | |
| | 2 | 1 | 9R-5948 | 1 | BLOCK | | | | | | |
| I | 3 | 1 | 200-6971 | 1 | HOSE AS | | | | | | |
| | 4 | 1 | 248-5547 | 2 | PLATE | | | | | | |
| I | 5 | 1 | 250-6755 | 1 | HOSE AS | | | | | | |
| | 6 | 1 | 251-1541 | 1 | PLATE AS | | | | | | |
| I | 7 | 1 | 252-0165 | 1 | HOSE AS | | | | | | |
| I | 8 | 1 | 266-4326 | 1 | HOSE AS | | | | | | |
| | 9 | 1 | 148-8328 | 1 | CONNECTOR AS | | | | | | |
| | | 1 | 3D-2824 | 1 | SEAL-O-RING | | | | | | |
| | | 1 | 6V-8398 | 1 | SEAL-O-RING | | | | | | |
| | | 1 | 6V-8633 | 1 | CONNECTOR | | | | | | |
| | 10 | 1 | 148-8341 | 1 | CONNECTOR AS | | | | | | |
| | | 1 | 3D-2824 | 1 | SEAL-O-RING | | | | | | |
| | | 1 | 6V-8713 | 1 | CONNECTOR | | | | | | |
| | | 1 | 7J-9108 | 1 | SEAL-O-RING | | | | | | |
| | 11 | 1 | 148-8382 | 1 | ELBOW AS | | | | | | |
| | | 1 | 3D-2824 | 1 | SEAL-O-RING | | | | | | |
| | | 1 | 7J-9108 | 1 | SEAL-O-RING | | | | | | |
| | | 1 | 8T-0404 | 1 | ELBOW | | | | | | |
| | 12 | 1 | 148-8457 | 1 | UNION AS | | | | | | |
| | | 1 | 6V-8398 | 2 | SEAL-O-RING | | | | | | |
| | | 1 | 6V-8995 | 1 | UNION | | | | | | |
| | 13 | 1 | 169-7409 | 1 | UNION AS | | | | | | |
| | | 1 | 6V-8996 | 1 | UNION | | | | | | |
| | | 1 | 7J-9108 | 2 | SEAL-O-RING | | | | | | |
| | 14 | 1 | 5P-7464 | 4 | CLIP (SLOT) | | | | | | |
| | 15 | 1 | 5P-7465 | 4 | CLIP (TAB) | | | | | | |
| | 16 | 1 | 6V-1249 | 2 | GROMMET | | | | | | |
| | 17 | 1 | 6V-1889 | 1 | CLIP | | | | | | |
| | 18 | 1 | 6V-7359 | 2 | GROMMET | | | | | | |
| | 19 | 1 | 6V-9169 | 1 | NUT-BULKHEAD (13/16-16-THD) | | | | | | |
| | 20 | 1 | 6V-9170 | 1 | NUT-BULKHEAD (1-14-THD) | | | | | | |
| | 21 | 1 | 7X-7729 | 4 | WASHER (11X25X3-MM THK) | | | | | | |
| | 22 | 1 | 8T-4121 | 2 | WASHER-HARD (11X21X2.5-MM THK) | | | | | | |
| M | 23 | 1 | 8T-4136 | 2 | BOLT (M10X1.5X25-MM) | | | | | | |
| M | 24 | 1 | 8T-4139 | 4 | BOLT (M12X1.75X30-MM) | | | | | | |
| M | 25 | 1 | 8T-4195 | 4 | BOLT (M10X1.5X30-MM) | | | | | | |
| | 26 | 1 | 8T-4223 | 8 | WASHER-HARD (13.5X25.5X3-MM THK) | | | | | | |
| M | 27 | 1 | 8T-4244 | 2 | NUT (M12X1.75-THD) | | | | | | |
| M | 28 | 1 | 8T-4956 | 2 | BOLT (M12X1.75X35-MM) | | | | | | |
| | 29 | 1 | 9X-8250 | 1 | CLIP | | | | | | |

I-REFER TO HYDRAULIC INFORMATION SYSTEM
M-METRIC PART

HYDRAULIC SYSTEM

246-9321 LINES GP-BUCKET (contd.)

i02441620



GRAPHIC #1

<END>

g01231344

HYDRAULIC SYSTEM

246-9322 LINES GP-BUCKET (CHG -00 THRU -03)

S/N: HLS1-UP

PART OF 214-2553, 214-3758 BACKHOE AR-EXTENDABLE STICK
AN ATTACHMENT

SMCS-5057, 5457

i02441634

| NOTE | REF NO | GRAPHIC REF | PART NUMBER | QTY | PART NAME | | | | | | SEE PAGE |
|------|--------|-------------|-------------|-----|----------------------------------|---|---|---|---|-------------------|----------|
| | | | | | 1 | 2 | 3 | 4 | 5 | 6 (PRODUCT LEVEL) | |
| | 1 | 1 | 5P-0599 | 1 | CLAMP-BAND | | | | | | |
| | 2 | 1 | 9R-5948 | 1 | BLOCK | | | | | | |
| I | 3 | 1 | 194-5231 | 1 | HOSE AS | | | | | | |
| | 4 | 1 | 239-9427 | 2 | FILM-NOTICE (EXTENDABLE STICK) | | | | | | |
| I | 5 | 1 | 250-5462 | 1 | HOSE AS | | | | | | |
| I | 6 | 1 | 250-6755 | 2 | HOSE AS | | | | | | |
| I | 7 | 1 | 250-6793 | 1 | HOSE AS | | | | | | |
| | 8 | 1 | 262-1315 | 4 | PLATE | | | | | | |
| I | 9 | 1 | 266-4570 | 2 | HOSE AS | | | | | | |
| I | 10 | 1 | 266-4571 | 1 | HOSE AS | | | | | | |
| | 11 | 1 | 268-1548 | 1 | CONNECTOR AS | | | | | | |
| | | 1 | 6V-8398 | 1 | SEAL-O-RING | | | | | | |
| | | 1 | 7J-9108 | 1 | SEAL-O-RING | | | | | | |
| | | 1 | 268-1547 | 1 | CONNECTOR | | | | | | |
| | 12 | 1 | 281-4618 | 1 | PLATE AS | | | | | | |
| | | 1 | 283-1114 | 1 | PLATE | | | | | | |
| | 13 | 1 | 281-4770 | 1 | PLATE AS | | | | | | |
| | | 1 | 262-1314 | 1 | PLATE | | | | | | |
| | 14 | 1 | 148-8328 | 1 | CONNECTOR AS | | | | | | |
| | | 1 | 3D-2824 | 1 | SEAL-O-RING | | | | | | |
| | | 1 | 6V-8398 | 1 | SEAL-O-RING | | | | | | |
| | | 1 | 6V-8633 | 1 | CONNECTOR | | | | | | |
| | 15 | 1 | 148-8341 | 3 | CONNECTOR AS | | | | | | |
| | | | | | (EACH INCLUDES) | | | | | | |
| | | 1 | 3D-2824 | 1 | SEAL-O-RING | | | | | | |
| | | 1 | 6V-8713 | 1 | CONNECTOR | | | | | | |
| | | 1 | 7J-9108 | 1 | SEAL-O-RING | | | | | | |
| | 16 | 1 | 148-8382 | 1 | ELBOW AS | | | | | | |
| | | 1 | 3D-2824 | 1 | SEAL-O-RING | | | | | | |
| | | 1 | 7J-9108 | 1 | SEAL-O-RING | | | | | | |
| | | 1 | 8T-0404 | 1 | ELBOW | | | | | | |
| | 17 | 1 | 148-8457 | 1 | UNION AS | | | | | | |
| | | 1 | 6V-8398 | 2 | SEAL-O-RING | | | | | | |
| | | 1 | 6V-8995 | 1 | UNION | | | | | | |
| | 18 | 1 | 169-7409 | 1 | UNION AS | | | | | | |
| | | 1 | 6V-8996 | 1 | UNION | | | | | | |
| | | 1 | 7J-9108 | 2 | SEAL-O-RING | | | | | | |
| | 19 | 1 | 3G-8047 | 1 | GROMMET | | | | | | |
| | 20 | 1 | 3G-8054 | 2 | CLIP (TAB) | | | | | | |
| | 21 | 1 | 3G-8057 | 2 | CLIP (SLOT) | | | | | | |
| | 22 | 1 | 5P-7464 | 2 | CLIP (SLOT) | | | | | | |
| | 23 | 1 | 5P-7465 | 2 | CLIP (TAB) | | | | | | |
| | 24 | 1 | 6V-1249 | 1 | GROMMET | | | | | | |
| | 25 | 1 | 6V-1889 | 1 | CLIP | | | | | | |
| | 26 | 1 | 6V-7359 | 1 | GROMMET | | | | | | |
| | 27 | 1 | 6V-9169 | 1 | NUT-BULKHEAD (13/16-16-THD) | | | | | | |
| | 28 | 1 | 6V-9170 | 3 | NUT-BULKHEAD (1-14-THD) | | | | | | |
| | 29 | 1 | 6V-9990 | 1 | GROMMET | | | | | | |
| | 30 | 1 | 7C-4354 | 3 | CLIP | | | | | | |
| | 31 | 1 | 8T-4121 | 2 | WASHER-HARD (11X21X2.5-MM THK) | | | | | | |
| M | 32 | 1 | 8T-4136 | 2 | BOLT (M10X1.5X25-MM) | | | | | | |
| M | 33 | 1 | 8T-4139 | 7 | BOLT (M12X1.75X30-MM) | | | | | | |
| M | 34 | 1 | 8T-4183 | 2 | BOLT (M12X1.75X40-MM) | | | | | | |
| M | 35 | 1 | 8T-4194 | 4 | BOLT (M12X1.75X50-MM) | | | | | | |
| | 36 | 1 | 8T-4223 | 19 | WASHER-HARD (13.5X25.5X3-MM THK) | | | | | | |

HYDRAULIC SYSTEM

246-9322 LINES GP-BUCKET (contd.)

i02441634

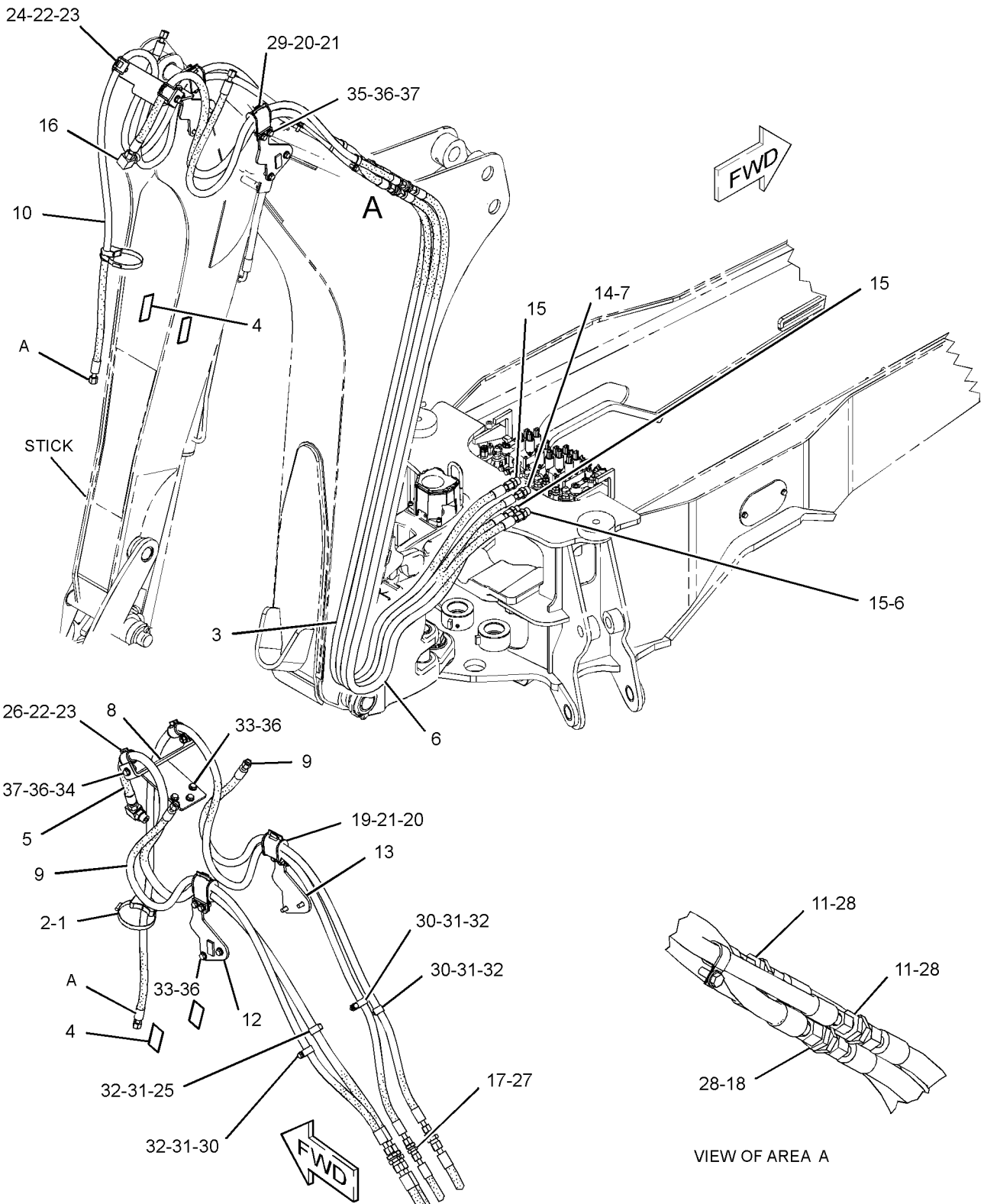
| NOTE | REF NO | GRAPHIC REF | PART NUMBER | QTY | PART NAME | | | | | | SEE PAGE |
|------|--------|-------------|-------------|-----|--------------------|---|---|---|---|-------------------|----------|
| | | | | | 1 | 2 | 3 | 4 | 5 | 6 (PRODUCT LEVEL) | |
| M | 37 | 1 | 8T-4244 | 6 | NUT (M12X1.75-THD) | | | | | | |

I-REFER TO HYDRAULIC INFORMATION SYSTEM
M-METRIC PART

HYDRAULIC SYSTEM

246-9322 LINES GP-BUCKET (contd.)

i02441634



GRAPHIC #1

<END>

g01231349

HYDRAULIC SYSTEM

216-5332 LINES GP-DRAIN (CHG -01)

S/N: HLS1-UP

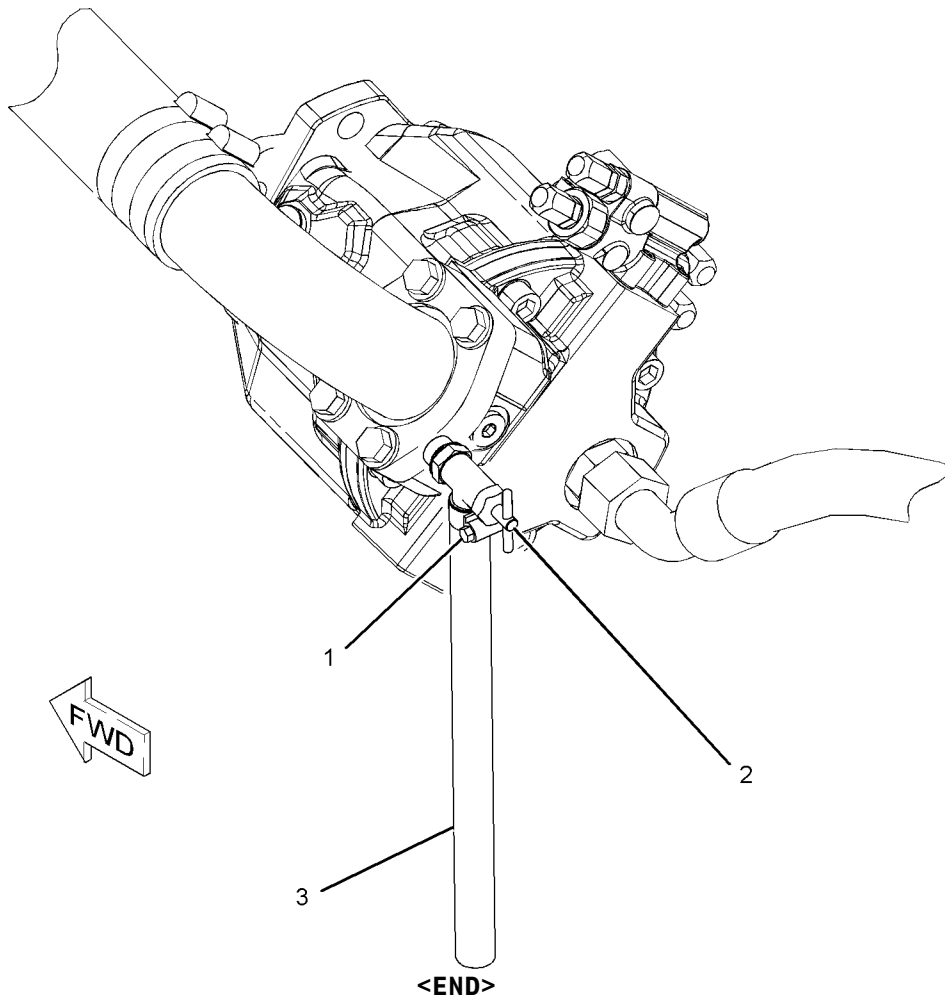
PART OF 268-6455 HYDRAULIC AR

SMCS-5057

i02148675

| NOTE | REF NO | GRAPHIC REF | PART NUMBER | QTY | PART NAME | | | | | | SEE PAGE |
|------|--------|-------------|-----------------|-----|------------------|---|---|---|---|-------------------|----------|
| | | | | | 1 | 2 | 3 | 4 | 5 | 6 (PRODUCT LEVEL) | |
| | 1 | 1 | 8T-0154 | 1 | CLAMP-HOSE | | | | | | |
| | 2 | 1 | 165-2273 | 1 | VALVE GP-SHUTOFF | | | | | | |
| | | 1 | 3K-0360 | 1 | SEAL-O-RING | | | | | | |
| | | 1 | 6V-7238 | 1 | VALVE-SHUTOFF | | | | | | |
| E | 3 | 1 | 5P-0743 | | HOSE (35-CM) | | | | | | |

E-ORDER BY THE CENTIMETER



GRAPHIC #1

g01087946

HYDRAULIC SYSTEM

247-3267 LINES GP-EXTENDABLE STICK (CHG -00 THRU -02)

S/N: HLS1-UP

PART OF 271-1402, 271-1405 STICK GP-EXTENDABLE
AN ATTACHMENT

SMCS-5057

i02379313

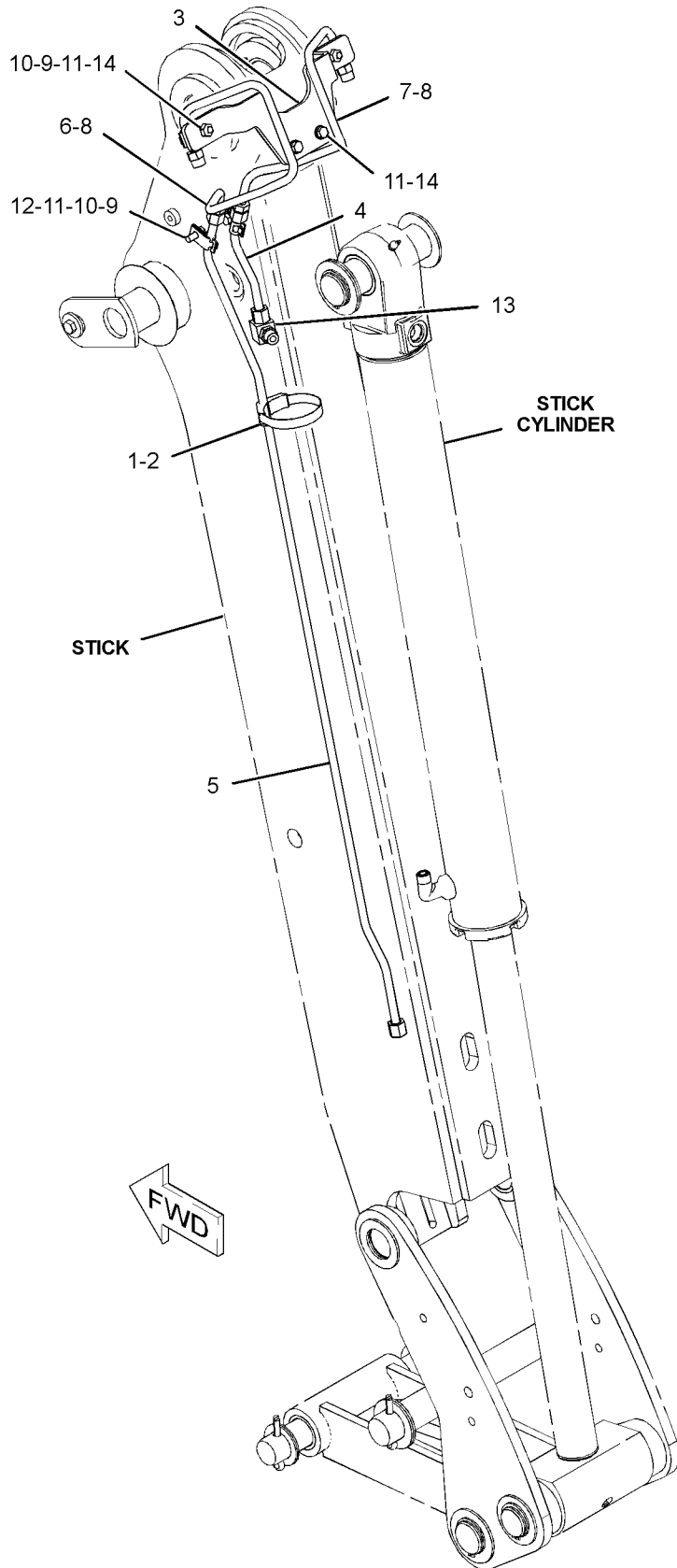
| NOTE | REF NO | GRAPHIC REF | PART NUMBER | QTY | PART NAME | | | | | | SEE PAGE |
|------|--------|-------------|-----------------|-----|--------------------------------|---|---|---|---|-------------------|----------|
| | | | | | 1 | 2 | 3 | 4 | 5 | 6 (PRODUCT LEVEL) | |
| | 1 | 1 | 5P-0598 | 1 | CLAMP | | | | | | |
| | 2 | 1 | 9R-2004 | 1 | BLOCK | | | | | | |
| | 3 | 1 | 262-7314 | 1 | PLATE AS | | | | | | |
| | 4 | 1 | 250-4325 | 1 | TUBE AS | | | | | | |
| | 5 | 1 | 250-4326 | 1 | TUBE AS | | | | | | |
| | 6 | 1 | 263-2121 | 1 | TUBE AS | | | | | | |
| | 7 | 1 | 263-2122 | 1 | TUBE AS | | | | | | |
| | 8 | 1 | 6V-8398 | 4 | SEAL-O-RING | | | | | | |
| | 9 | 1 | 8T-1885 | 4 | CLIP (SLOT) | | | | | | |
| | 10 | 1 | 8T-1886 | 4 | CLIP (TAB) | | | | | | |
| | 11 | 1 | 8T-4121 | 6 | WASHER-HARD (11X21X2.5-MM THK) | | | | | | |
| M | 12 | 1 | 8T-4136 | 2 | BOLT (M10X1.5X25-MM) | | | | | | |
| | 13 | 1 | <i>148-8364</i> | 1 | ELBOW AS | | | | | | |
| | | 1 | 6V-8625 | 1 | ELBOW | | | | | | |
| | | 1 | 3K-0360 | 1 | SEAL-O-RING | | | | | | |
| | | 1 | 6V-8398 | 1 | SEAL-O-RING | | | | | | |
| M | 14 | 1 | 8T-4195 | 4 | BOLT (M10X1.5X30-MM) | | | | | | |

M-METRIC PART

HYDRAULIC SYSTEM

247-3267 LINES GP-EXTENDABLE STICK (contd.)

i02379313



GRAPHIC #1

<END>

g01190954

HYDRAULIC SYSTEM

257-3160 LINES GP-HYDRAULIC OIL COOLER (CHG -00, -01)

S/N: HLS1-UP

PART OF 268-6455 HYDRAULIC AR

SMCS-1374, 5057

i02363661

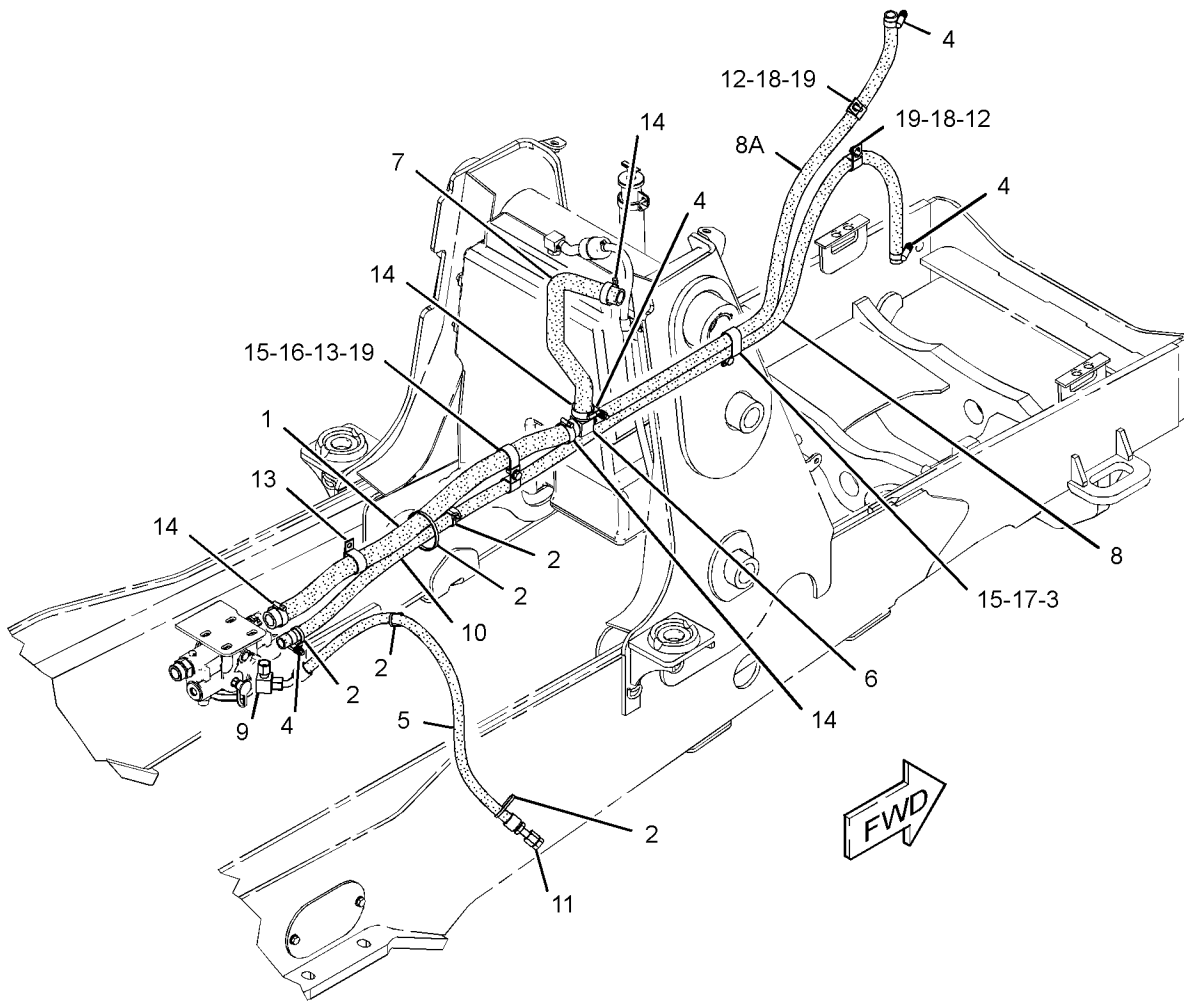
| NOTE | REF NO | GRAPHIC REF | PART NUMBER | QTY | PART NAME | | | | | | SEE PAGE |
|------|--------|-------------|-----------------|-----|---------------------------------|---|---|---|---|-------------------|----------|
| | | | | | 1 | 2 | 3 | 4 | 5 | 6 (PRODUCT LEVEL) | |
| E | 1 | 1 | 5P-1506 | | HOSE (92-CM) | | | | | | |
| | 2 | 1 | 7K-1181 | 5 | STRAP-CABLE | | | | | | |
| | 3 | 1 | 130-9984 | 1 | CLIP | | | | | | |
| | 4 | 1 | 159-1503 | 4 | CLAMP-HOSE | | | | | | |
| I | 5 | 1 | 194-4334 | 1 | HOSE AS | | | | | | |
| | 6 | 1 | 232-0252 | 1 | TEE | | | | | | |
| | 7 | 1 | 235-7091 | 1 | HOSE | | | | | | |
| E | 8 | 1 | 262-8088 | | HOSE (223-CM) | | | | | | |
| E | 8A | 1 | 262-8088 | | HOSE (126-CM) | | | | | | |
| | 9 | 1 | <i>148-8370</i> | 1 | ELBOW AS | | | | | | |
| | | 1 | 6V-8398 | 1 | SEAL-O-RING | | | | | | |
| | | 1 | 6V-9851 | 1 | ELBOW | | | | | | |
| E | 10 | 1 | 149-7372 | | SLEEVE-ABRASION (55-CM) | | | | | | |
| | 11 | 1 | <i>150-3072</i> | 1 | PLUG AS | | | | | | |
| | | 1 | 6V-8398 | 1 | SEAL-O-RING | | | | | | |
| | | 1 | 6V-9509 | 1 | PLUG | | | | | | |
| | 12 | 1 | 5P-4116 | 2 | WASHER-HARD (8.8X20.5X2-MM THK) | | | | | | |
| | 13 | 1 | 7D-7233 | 2 | CLIP | | | | | | |
| | 14 | 1 | 7X-7958 | 4 | CLAMP-HOSE | | | | | | |
| | 15 | 1 | 8T-4121 | 2 | WASHER-HARD (11X21X2.5-MM THK) | | | | | | |
| M | 16 | 1 | 8T-4136 | 1 | BOLT (M10X1.5X25-MM) | | | | | | |
| M | 17 | 1 | 8T-4137 | 1 | BOLT (M10X1.5X20-MM) | | | | | | |
| M | 18 | 1 | 8T-4189 | 2 | BOLT (M8X1.25X20-MM) | | | | | | |
| | 19 | 1 | 8T-7529 | 3 | CLIP | | | | | | |

E-ORDER BY THE CENTIMETER
 I-REFER TO HYDRAULIC INFORMATION SYSTEM
 M-METRIC PART

HYDRAULIC SYSTEM

257-3160 LINES GP-HYDRAULIC OIL COOLER (contd.)

i02363661



GRAPHIC #1

<END>

g01239823

HYDRAULIC SYSTEM

246-5293 LINES GP-LIFT CYLINDER (CHG -00, -01)

S/N: HLS1-UP

PART OF 213-9300 LOADER AR

SMCS-5057, 5102

i02365083

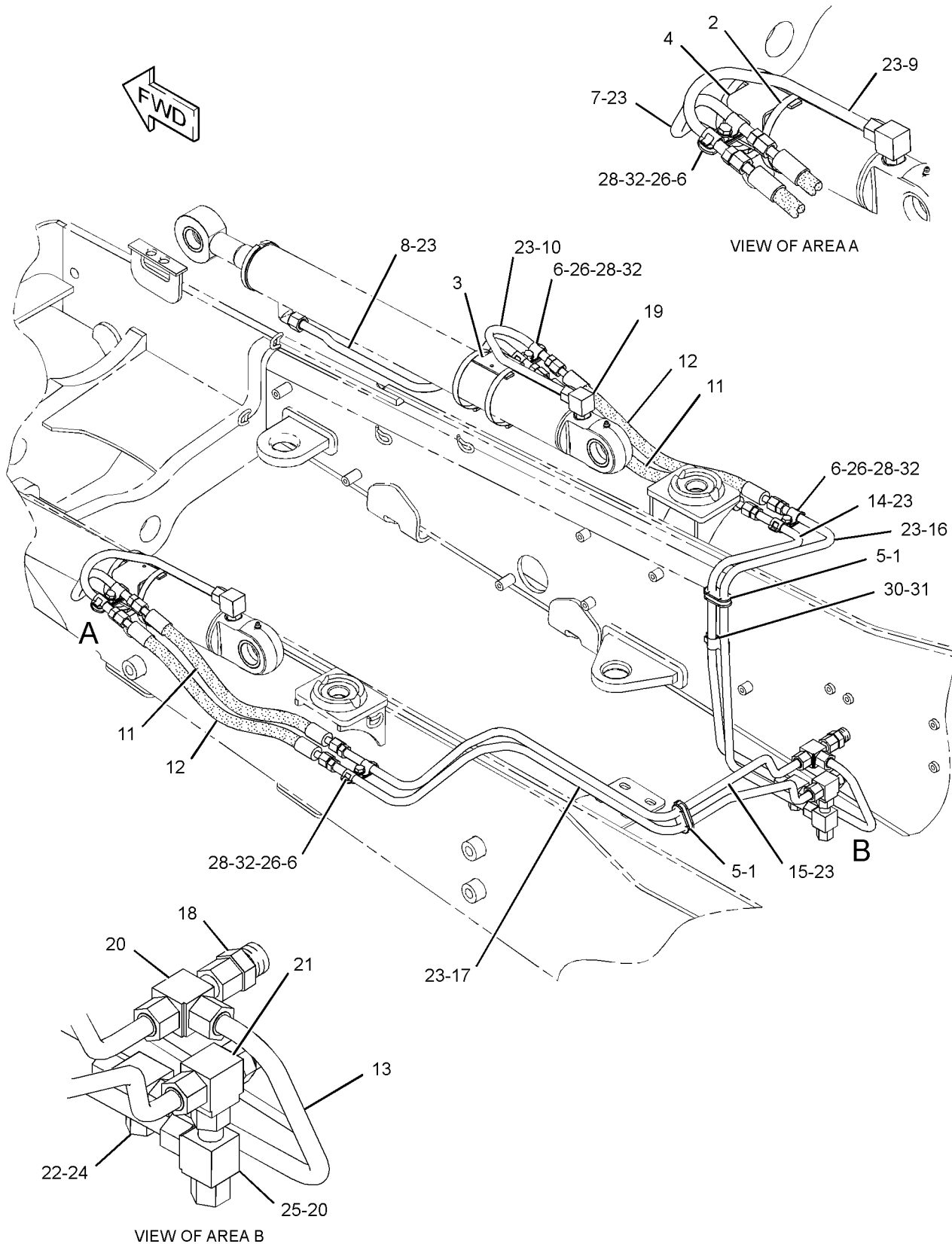
| NOTE | REF NO | GRAPHIC REF | PART NUMBER | QTY | PART NAME | | | | | | SEE PAGE |
|------|--------|-------------|-------------|-----|--------------------------------|---|---|---|---|-------------------|----------|
| | | | | | 1 | 2 | 3 | 4 | 5 | 6 (PRODUCT LEVEL) | |
| | 1 | 1 | 7K-1181 | 2 | STRAP-CABLE | | | | | | |
| | 2 | 1 | 8T-6726 | 4 | CLAMP-HOSE | | | | | | |
| | 3 | 1 | 143-0777 | 1 | PLATE AS | | | | | | |
| | 4 | 1 | 143-0779 | 1 | PLATE AS | | | | | | |
| | 5 | 1 | 151-4841 | 2 | BLOCK | | | | | | |
| | 6 | 1 | 158-3412 | 8 | CLIP (SLOT) | | | | | | |
| | 7 | 1 | 211-3207 | 1 | TUBE AS | | | | | | |
| | 8 | 1 | 211-3208 | 1 | TUBE AS | | | | | | |
| | 9 | 1 | 231-2808 | 1 | TUBE AS | | | | | | |
| | 10 | 1 | 231-2809 | 1 | TUBE AS | | | | | | |
| I | 11 | 1 | 231-4784 | 2 | HOSE AS | | | | | | |
| I | 12 | 1 | 231-4785 | 2 | HOSE AS | | | | | | |
| | 13 | 1 | 249-4020 | 1 | TUBE AS | | | | | | |
| | 14 | 1 | 249-4021 | 1 | TUBE AS | | | | | | |
| | 15 | 1 | 249-4022 | 1 | TUBE AS | | | | | | |
| | 16 | 1 | 249-4023 | 1 | TUBE AS | | | | | | |
| | 17 | 1 | 249-4024 | 1 | TUBE AS | | | | | | |
| | 18 | 1 | 148-8341 | 1 | CONNECTOR AS | | | | | | |
| | | 1 | 3D-2824 | 1 | SEAL-O-RING | | | | | | |
| | | 1 | 6V-8713 | 1 | CONNECTOR | | | | | | |
| | | 1 | 7J-9108 | 1 | SEAL-O-RING | | | | | | |
| | 19 | 1 | 148-8390 | 2 | ELBOW AS | | | | | | |
| | | | | | (EACH INCLUDES) | | | | | | |
| | | 1 | 2M-9780 | 1 | SEAL-O-RING | | | | | | |
| | | 1 | 6V-8626 | 1 | ELBOW | | | | | | |
| | | 1 | 7J-9108 | 1 | SEAL-O-RING | | | | | | |
| | 20 | 1 | 148-8446 | 2 | TEE GP-SWIVEL | | | | | | |
| | | | | | (EACH INCLUDES) | | | | | | |
| | | 1 | 6V-9838 | 1 | TEE-SWIVEL | | | | | | |
| | | 1 | 7J-9108 | 2 | SEAL-O-RING | | | | | | |
| | 21 | 1 | 150-3063 | 1 | TEE AS | | | | | | |
| | | 1 | 3D-2824 | 1 | SEAL-O-RING | | | | | | |
| | | 1 | 7J-9108 | 2 | SEAL-O-RING | | | | | | |
| | | 1 | 120-9809 | 1 | TEE | | | | | | |
| | 22 | 1 | 222-4732 | 1 | TEE AS | | | | | | |
| | | 1 | 6V-8398 | 1 | SEAL-O-RING | | | | | | |
| | | 1 | 6V-9031 | 1 | TEE-UNION | | | | | | |
| | | 1 | 7J-9108 | 2 | SEAL-O-RING | | | | | | |
| | 23 | 1 | 6V-8398 | 8 | SEAL-O-RING | | | | | | |
| | 24 | 1 | 6V-9830 | 1 | CAP AS | | | | | | |
| | 25 | 1 | 6V-9831 | 1 | CAP AS | | | | | | |
| | 26 | 1 | 8T-4121 | 4 | WASHER-HARD (11X21X2.5-MM THK) | | | | | | |
| M | 28 | 1 | 8T-4136 | 4 | BOLT (M10X1.5X25-MM) | | | | | | |
| | 30 | 1 | 9R-1004 | 1 | CLIP (TAB) | | | | | | |
| | 31 | 1 | 9R-1005 | 1 | CLIP (SLOT) | | | | | | |
| | 32 | 1 | 9R-7803 | 4 | CLIP (TAB) | | | | | | |

I-REFER TO HYDRAULIC INFORMATION SYSTEM
M-METRIC PART

HYDRAULIC SYSTEM

246-5293 LINES GP-LIFT CYLINDER (contd.)

i02365083



GRAPHIC #1

<END>

g01184115

HYDRAULIC SYSTEM

246-8478 LINES GP-LOADER AUXILIARY (CHG -00, -01)

S/N: HLS1-UP

PART OF 269-2145 VALVE AR-BANK 3
AN ATTACHMENT

SMCS-5057

i02273118

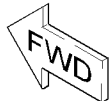
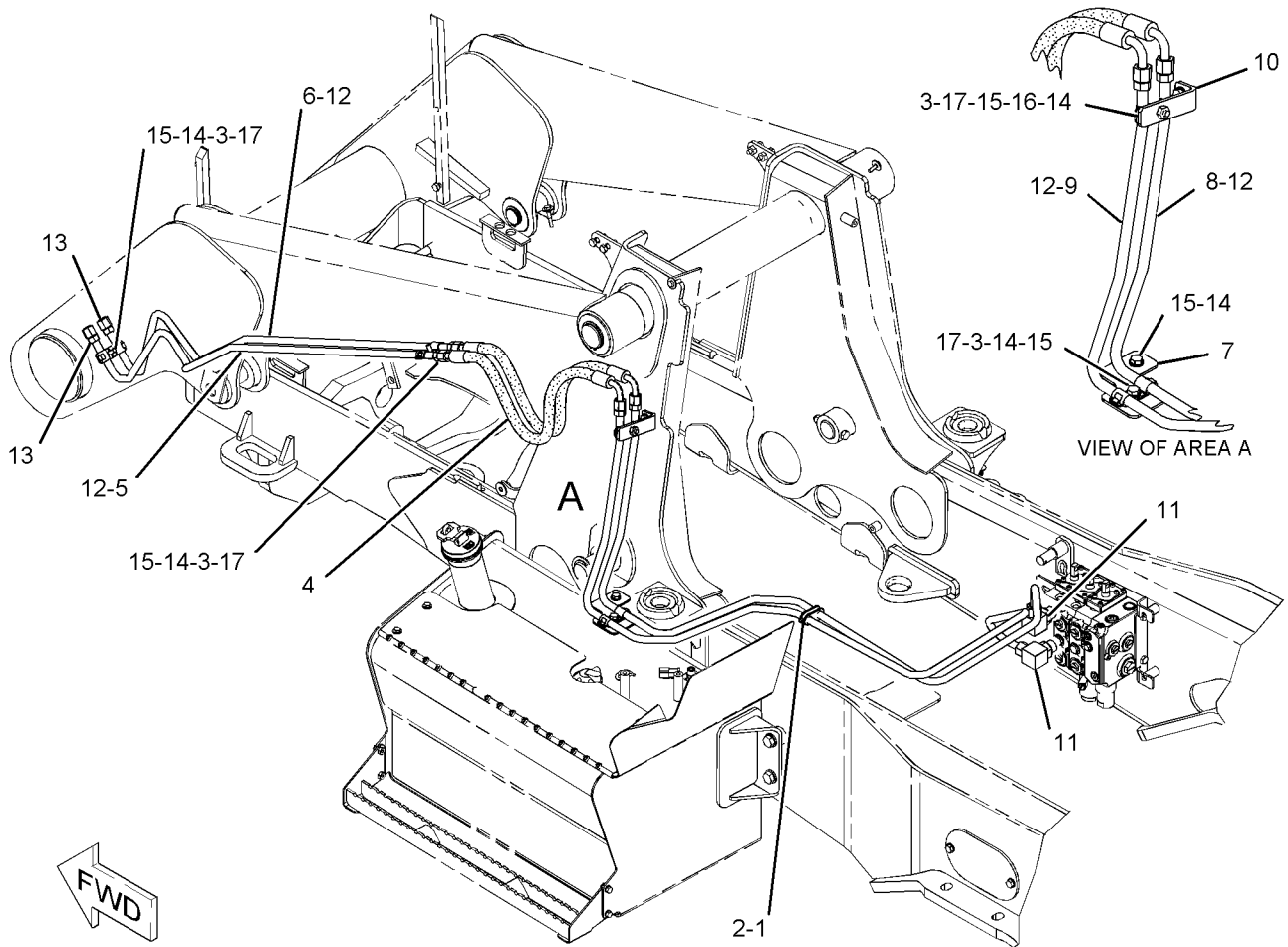
| NOTE | REF NO | GRAPHIC REF | PART NUMBER | QTY | PART NAME | | | | | | SEE PAGE |
|------|--------|-------------|-------------|-----|--------------------------------|---|---|---|---|-------------------|----------|
| | | | | | 1 | 2 | 3 | 4 | 5 | 6 (PRODUCT LEVEL) | |
| | 1 | 1 | 7K-1181 | 1 | STRAP-CABLE | | | | | | |
| | 2 | 1 | 151-4841 | 1 | BLOCK | | | | | | |
| | 3 | 1 | 158-3412 | 8 | CLIP (SLOT) | | | | | | |
| I | 4 | 1 | 215-7453 | 2 | HOSE AS | | | | | | |
| | 5 | 1 | 215-7454 | 1 | TUBE AS | | | | | | |
| | 6 | 1 | 215-7619 | 1 | TUBE AS | | | | | | |
| | 7 | 1 | 231-3528 | 1 | BRACKET AS | | | | | | |
| M | | 1 | 8T-3490 | 1 | NUT-WELD (M10X1.5-THD) | | | | | | |
| | 8 | 1 | 249-4034 | 1 | TUBE AS | | | | | | |
| | 9 | 1 | 249-4035 | 1 | TUBE AS | | | | | | |
| | 10 | 1 | 254-7271 | 1 | PLATE AS | | | | | | |
| | 11 | 1 | 148-8382 | 2 | ELBOW AS | | | | | | |
| | | | | | (EACH INCLUDES) | | | | | | |
| | | 1 | 3D-2824 | 1 | SEAL-O-RING | | | | | | |
| | | 1 | 7J-9108 | 1 | SEAL-O-RING | | | | | | |
| | | 1 | 8T-0404 | 1 | ELBOW | | | | | | |
| | 12 | 1 | 6V-8398 | 6 | SEAL-O-RING | | | | | | |
| | 13 | 1 | 6V-9830 | 2 | CAP AS | | | | | | |
| | 14 | 1 | 8T-4121 | 6 | WASHER-HARD (11X21X2.5-MM THK) | | | | | | |
| M | 15 | 1 | 8T-4136 | 5 | BOLT (M10X1.5X25-MM) | | | | | | |
| M | 16 | 1 | 8T-4137 | 1 | BOLT (M10X1.5X20-MM) | | | | | | |
| | 17 | 1 | 9R-7803 | 4 | CLIP (TAB) | | | | | | |

I-REFER TO HYDRAULIC INFORMATION SYSTEM
M-METRIC PART

HYDRAULIC SYSTEM

246-8478 LINES GP-LOADER AUXILIARY (contd.)

i02273118



GRAPHIC #1

<END>

g01094033

HYDRAULIC SYSTEM

251-5854 LINES GP-MULTIPURPOSE BUCKET (CHG -00, -01)

S/N: HLS1-UP

PART OF 216-8800, 216-8801 BUCKET GP-MULTIPURPOSE
AN ATTACHMENT

SMCS-5057

i02207518

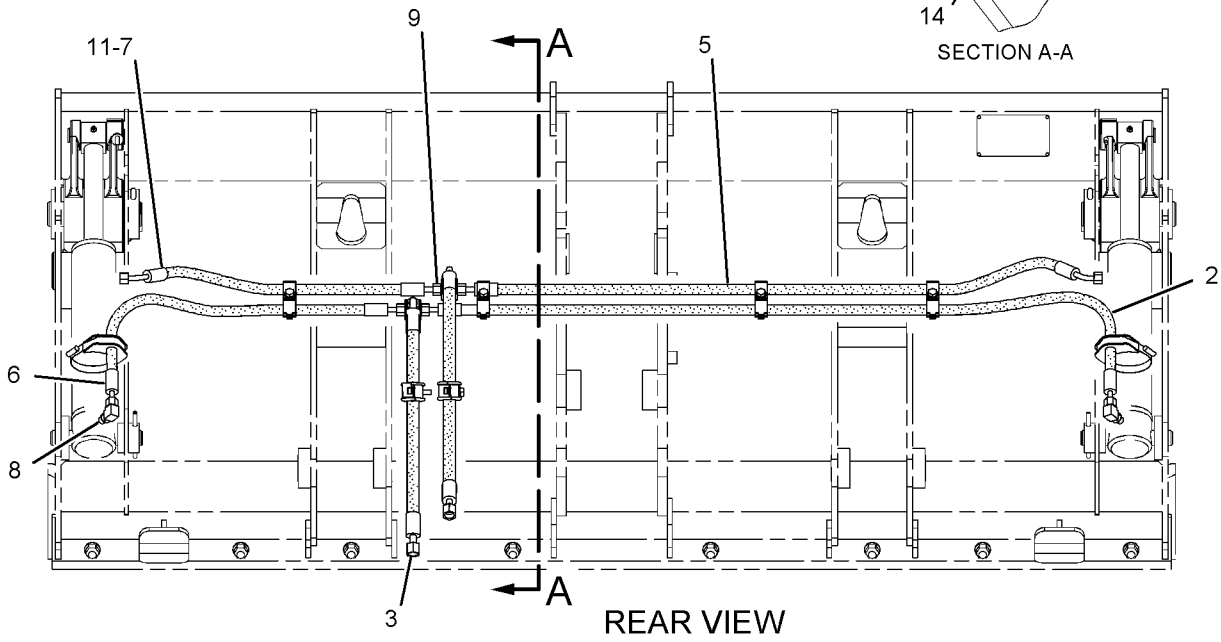
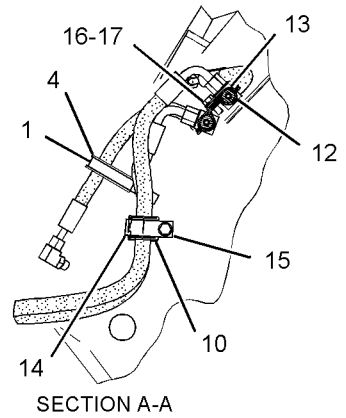
| NOTE | REF NO | GRAPHIC REF | PART NUMBER | QTY | PART NAME | | | | | | SEE PAGE |
|------|--------|-------------|-------------|-----|--------------------------------|---|---|---|---|-------------------|----------|
| | | | | | 1 | 2 | 3 | 4 | 5 | 6 (PRODUCT LEVEL) | |
| | 1 | 1 | 8T-6726 | 2 | CLAMP-HOSE | | | | | | |
| I | 2 | 1 | 8W-9230 | 1 | HOSE AS | | | | | | |
| I | 3 | 1 | 9R-0418 | 2 | HOSE AS | | | | | | |
| | 4 | 1 | 9R-8870 | 2 | BLOCK | | | | | | |
| I | 5 | 1 | 122-0668 | 1 | HOSE AS | | | | | | |
| I | 6 | 1 | 152-0816 | 1 | HOSE AS | | | | | | |
| I | 7 | 1 | 251-5859 | 1 | HOSE AS | | | | | | |
| | 8 | 1 | 148-8378 | 2 | ELBOW AS | | | | | | |
| | | | | | (EACH INCLUDES) | | | | | | |
| | | 1 | 3J-1907 | 1 | SEAL-O-RING | | | | | | |
| | | 1 | 6V-8397 | 1 | SEAL-O-RING | | | | | | |
| | | 1 | 6V-8724 | 1 | ELBOW | | | | | | |
| | 9 | 1 | 150-3060 | 2 | TEE AS | | | | | | |
| | | | | | (EACH INCLUDES) | | | | | | |
| | | 1 | 6V-8397 | 2 | SEAL-O-RING | | | | | | |
| | | 1 | 6V-8398 | 1 | SEAL-O-RING | | | | | | |
| | | 1 | 8T-3444 | 1 | TEE-UNION | | | | | | |
| | 10 | 1 | 6V-3341 | 2 | GROMMET | | | | | | |
| | 11 | 1 | 6V-8397 | 2 | SEAL-O-RING | | | | | | |
| | 12 | 1 | 8T-1891 | 8 | CLIP (SLOT) | | | | | | |
| | 13 | 1 | 8T-1892 | 8 | CLIP (TAB) | | | | | | |
| | 14 | 1 | 8T-1899 | 2 | CLIP (SLOT) | | | | | | |
| | 15 | 1 | 8T-1900 | 2 | CLIP (TAB) | | | | | | |
| | 16 | 1 | 8T-4121 | 6 | WASHER-HARD (11X21X2.5-MM THK) | | | | | | |
| M | 17 | 1 | 8T-4136 | 6 | BOLT (M10X1.5X25-MM) | | | | | | |

I-REFER TO HYDRAULIC INFORMATION SYSTEM
M-METRIC PART

HYDRAULIC SYSTEM

251-5854 LINES GP-MULTIPURPOSE BUCKET (contd.)

i02207518



GRAPHIC #1

<END>

g01123332

HYDRAULIC SYSTEM

251-5855 LINES GP-MULTIPURPOSE BUCKET (CHG -00 THRU -03)

S/N: HLS1-UP

PART OF 216-8820, 216-8821 BUCKET GP-MULTIPURPOSE
AN ATTACHMENT

SMCS-5057

i02356998

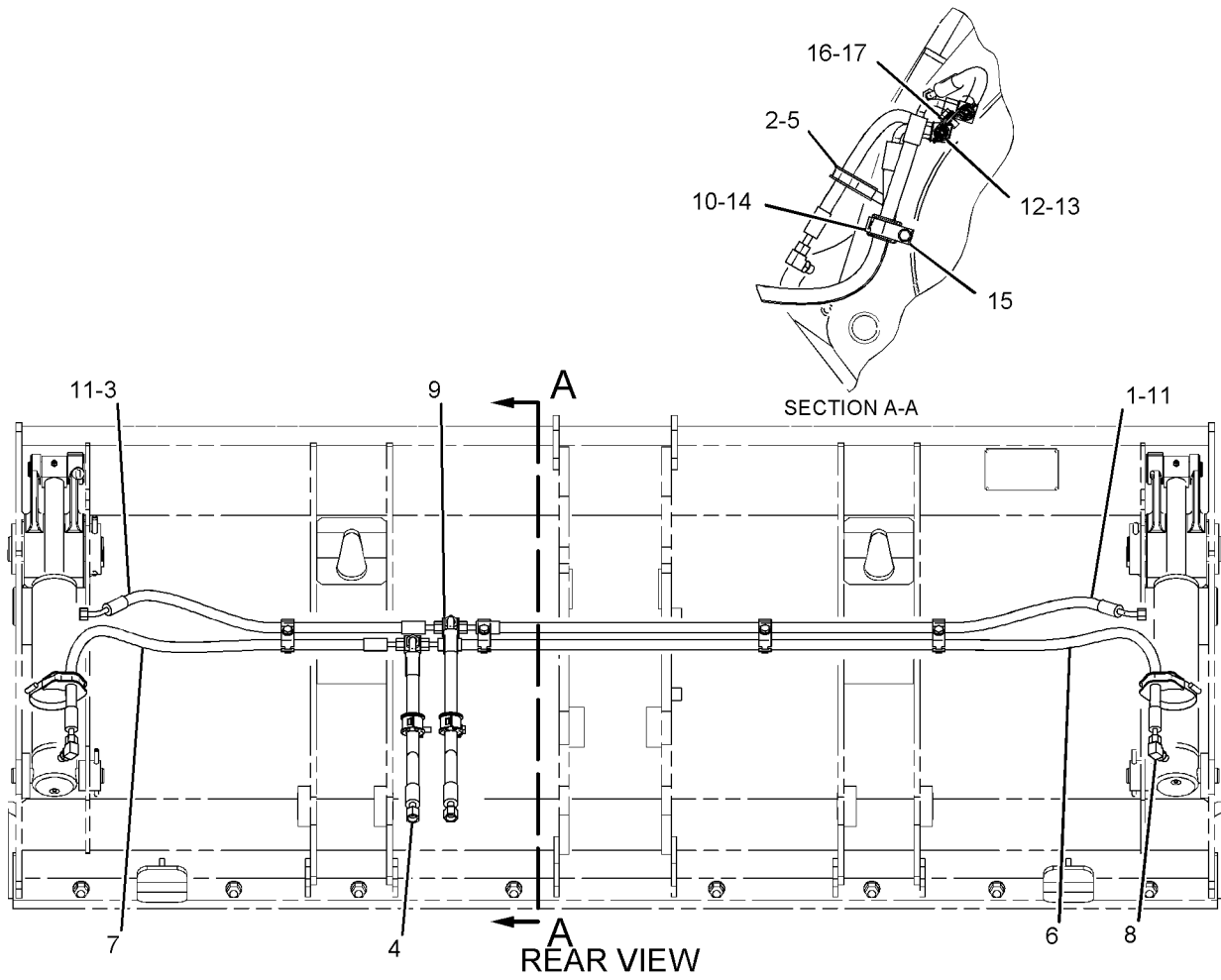
| NOTE | REF NO | GRAPHIC REF | PART NUMBER | QTY | PART NAME | | | | | | SEE PAGE |
|------|--------|-------------|-------------|-----|--------------------------------|---|---|---|---|-------------------|----------|
| | | | | | 1 | 2 | 3 | 4 | 5 | 6 (PRODUCT LEVEL) | |
| I | 1 | 1 | 271-7389 | 1 | HOSE AS | | | | | | |
| | 2 | 1 | 8T-6726 | 2 | CLAMP-HOSE | | | | | | |
| I | 3 | 1 | 9C-9602 | 1 | HOSE AS | | | | | | |
| I | 4 | 1 | 9R-0418 | 2 | HOSE AS | | | | | | |
| | 5 | 1 | 9R-8870 | 2 | BLOCK | | | | | | |
| I | 6 | 1 | 270-9176 | 1 | HOSE AS | | | | | | |
| I | 7 | 1 | 272-1750 | 1 | HOSE AS | | | | | | |
| | 8 | 1 | 148-8378 | 2 | ELBOW AS | | | | | | |
| | | | | | (EACH INCLUDES) | | | | | | |
| | | 1 | 3J-1907 | 1 | SEAL-O-RING | | | | | | |
| | | 1 | 6V-8397 | 1 | SEAL-O-RING | | | | | | |
| | | 1 | 6V-8724 | 1 | ELBOW | | | | | | |
| | 9 | 1 | 150-3060 | 2 | TEE AS | | | | | | |
| | | | | | (EACH INCLUDES) | | | | | | |
| | | 1 | 6V-8397 | 2 | SEAL-O-RING | | | | | | |
| | | 1 | 6V-8398 | 1 | SEAL-O-RING | | | | | | |
| | | 1 | 8T-3444 | 1 | TEE-UNION | | | | | | |
| | 10 | 1 | 6V-3341 | 2 | GROMMET | | | | | | |
| | 11 | 1 | 6V-8397 | 2 | SEAL-O-RING | | | | | | |
| | 12 | 1 | 8T-1891 | 8 | CLIP (SLOT) | | | | | | |
| | 13 | 1 | 8T-1892 | 8 | CLIP (TAB) | | | | | | |
| | 14 | 1 | 8T-1899 | 2 | CLIP (SLOT) | | | | | | |
| | 15 | 1 | 8T-1900 | 2 | CLIP (TAB) | | | | | | |
| | 16 | 1 | 8T-4121 | 6 | WASHER-HARD (11X21X2.5-MM THK) | | | | | | |
| M | 17 | 1 | 8T-4136 | 6 | BOLT (M10X1.5X25-MM) | | | | | | |

I-REFER TO HYDRAULIC INFORMATION SYSTEM
M-METRIC PART

HYDRAULIC SYSTEM

251-5855 LINES GP-MULTIPURPOSE BUCKET (contd.)

i02356998



GRAPHIC #1

<END>

g01134618

HYDRAULIC SYSTEM

214-5950 LINES GP-PILOT-BACKHOE BANK VALVE

(CHG -03 THRU -10)

S/N: HLS1-UP

PART OF 268-6455 HYDRAULIC AR

SMCS-5057, 5059

i02368737

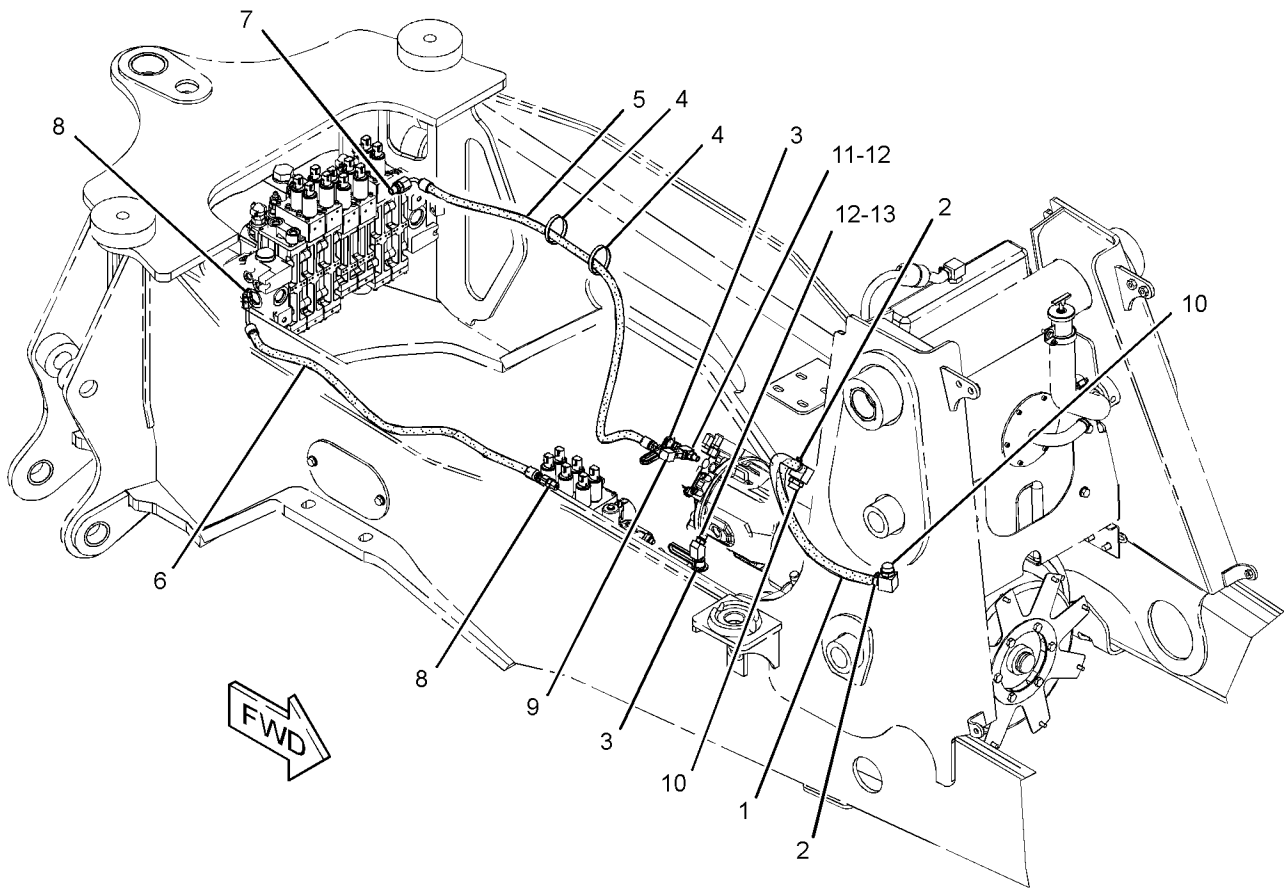
| NOTE | REF NO | GRAPHIC REF | PART NUMBER | QTY | PART NAME | | | | | | SEE PAGE |
|----------|--------|-----------------|-----------------|-------------------------------|----------------|---|----------|---|---|-------------------|----------|
| | | | | | 1 | 2 | 3 | 4 | 5 | 6 (PRODUCT LEVEL) | |
| E | 1 | 1 | 5P-1505 | | HOSE (69-CM) | | | | | | |
| | 2 | 1 | 5D-1026 | 2 | CLAMP-HOSE | | | | | | |
| | 3 | 1 | 6V-0852 | 2 | CAP-DUST | | | | | | |
| | 4 | 1 | 7K-1181 | 2 | STRAP-CABLE | | | | | | |
| I | 5 | 1 | 211-3688 | 1 | HOSE AS | | | | | | |
| I | 6 | 1 | 211-3689 | 1 | HOSE AS | | | | | | |
| | 7 | 1 | 150-4044 | 1 | CONNECTOR AS | | | | | | |
| | | | 3J-1907 | 1 | SEAL-O-RING | | | | | | |
| | | | 6V-8397 | 1 | SEAL-O-RING | | | | | | |
| | 8 | 1 | 8T-1779 | 1 | CONNECTOR | | | | | | |
| | | | 148-8325 | 2 | CONNECTOR AS | | | | | | |
| | | | (EACH INCLUDES) | | | | | | | | |
| | | | 3J-1907 | 1 | SEAL-O-RING | | | | | | |
| | | | 4J-5477 | 1 | SEAL-O-RING | | | | | | |
| | | | 6V-8641 | 1 | CONNECTOR | | | | | | |
| | | | 9 | 1 | 148-8351 | 1 | ELBOW AS | | | | |
| | 10 | 1 | 4J-5477 | 1 | SEAL-O-RING | | | | | | |
| | | | 6V-9849 | 1 | ELBOW (SWIVEL) | | | | | | |
| 150-3027 | | | 2 | ELBOW AS | | | | | | | |
| 11 | 1 | (EACH INCLUDES) | | | | | | | | | |
| | | 2M-9780 | 1 | SEAL-O-RING | | | | | | | |
| | | 6V-5653 | 1 | ELBOW | | | | | | | |
| | | 150-3062 | 1 | TEE AS | | | | | | | |
| | | 3J-7354 | 1 | SEAL-O-RING | | | | | | | |
| 12 | 1 | 4J-5477 | 1 | SEAL-O-RING | | | | | | | |
| | | 101-1787 | 1 | TEE AS | | | | | | | |
| | | 164-5567 | 2 | FITTING AS | | | | | | | |
| | | (EACH INCLUDES) | | | | | | | | | |
| | | 3J-1907 | 1 | SEAL-O-RING | | | | | | | |
| 13 | 1 | 6V-3965 | 1 | FITTING AS (QUICK DISCONNECT) | | | | | | | |
| | | 165-4931 | 1 | ELBOW AS | | | | | | | |
| | | 3J-1907 | 1 | SEAL-O-RING | | | | | | | |
| | | 6V-8077 | 1 | ELBOW | | | | | | | |

E-ORDER BY THE CENTIMETER
I-REFER TO HYDRAULIC INFORMATION SYSTEM

HYDRAULIC SYSTEM

214-5950 LINES GP-PILOT (contd.)

i02368737



GRAPHIC #1

<END>

g01187104

HYDRAULIC SYSTEM

267-2765 LINES GP-PILOT (CHG -01 THRU -03)

S/N: HLS1-UP

PART OF 268-6455 HYDRAULIC AR

SMCS-5057, 5059

i02363666

| NOTE | REF NO | GRAPHIC REF | PART NUMBER | QTY | PART NAME | | | | | | SEE PAGE |
|------|--------|-------------|-------------|-----|--|---|---|---|---|-------------------|----------|
| | | | | | 1 | 2 | 3 | 4 | 5 | 6 (PRODUCT LEVEL) | |
| | 1 | 1 | 5D-1026 | 2 | CLAMP-HOSE | | | | | | |
| E | 2 | 1 | 5P-1505 | | HOSE (239-CM) | | | | | | |
| | 3 | 1 | 6V-0852 | 1 | CAP-DUST | | | | | | |
| | 4 | 1 | 7K-1181 | 2 | STRAP-CABLE | | | | | | |
| | 5 | 1 | 133-5813 | 6 | MARKER (GRAY, P) | | | | | | |
| | 6 | 1 | 143-3158 | 1 | CONNECTOR | | | | | | |
| I | 7 | 1 | 159-3313 | 1 | HOSE AS | | | | | | |
| | 8 | 1 | 164-5567 | 1 | FITTING AS | | | | | | |
| | | 1 | 3J-1907 | 1 | SEAL-O-RING | | | | | | |
| | | 1 | 6V-3965 | 1 | FITTING AS (QUICK DISCONNECT) | | | | | | |
| | 9 | 1 | 164-5586 | 1 | TEE AS | | | | | | |
| | | 1 | 6V-8398 | 1 | SEAL-O-RING | | | | | | |
| | | 1 | 7X-0871 | 1 | TEE | | | | | | |
| | 10 | 1 | 164-9640 | 1 | CONNECTOR AS | | | | | | |
| | | 1 | 3J-1907 | 1 | SEAL-O-RING | | | | | | |
| | | 1 | 4J-5477 | 1 | SEAL-O-RING | | | | | | |
| | | 1 | 145-2237 | 1 | CONNECTOR | | | | | | |
| | 11 | 1 | 174-6740 | 1 | TEE AS | | | | | | |
| | | 1 | 2M-9780 | 1 | SEAL-O-RING | | | | | | |
| | | 1 | 122-1113 | 1 | TEE-O-RING | | | | | | |
| | 12 | 1 | 205-3126 | 1 | HOSE AS | | | | | | |
| I | 13 | 1 | 218-6091 | 1 | HOSE AS | | | | | | |
| Y | 14 | 1 | 226-0420 | 1 | ACCUMULATOR GP-PILOT OIL (CHARGED) | | | | | | 247 |
| | 15 | 1 | 268-0094 | 1 | MANIFOLD (RETURN) | | | | | | |
| I | 16 | 1 | 268-0097 | 1 | HOSE AS | | | | | | |
| I | 17 | 1 | 268-0099 | 1 | HOSE AS | | | | | | |
| | 18 | 1 | 268-0106 | 1 | HOSE AS | | | | | | |
| | 19 | 1 | 268-0107 | 1 | HOSE AS | | | | | | |
| | 20 | 1 | 268-0108 | 1 | HOSE AS | | | | | | |
| | 21 | 1 | 273-4211 | 1 | TEE AS | | | | | | |
| | | 1 | 6V-8398 | 1 | SEAL-O-RING | | | | | | |
| | | 1 | 273-4210 | 1 | TEE | | | | | | |
| | 22 | 1 | 277-9708 | 1 | FILM-WARNING (ACCUM, HIGH PRESS, READ OMM) | | | | | | |
| I | 23 | 1 | 144-8242 | 1 | HOSE AS | | | | | | |
| | 24 | 1 | 148-8325 | 6 | CONNECTOR AS | | | | | | |
| | | | | | (EACH INCLUDES) | | | | | | |
| | | 1 | 3J-1907 | 1 | SEAL-O-RING | | | | | | |
| | | 1 | 4J-5477 | 1 | SEAL-O-RING | | | | | | |
| | | 1 | 6V-8641 | 1 | CONNECTOR | | | | | | |
| | 25 | 1 | 148-8336 | 5 | CONNECTOR AS | | | | | | |
| | | | | | (EACH INCLUDES) | | | | | | |
| | | 1 | 3J-1907 | 1 | SEAL-O-RING | | | | | | |
| | | 1 | 6V-8397 | 1 | SEAL-O-RING | | | | | | |
| | | 1 | 6V-8636 | 1 | CONNECTOR | | | | | | |
| | 26 | 1 | 148-8368 | 1 | ELBOW AS | | | | | | |
| | | 1 | 3J-1907 | 1 | SEAL-O-RING | | | | | | |
| | | 1 | 4J-5477 | 1 | SEAL-O-RING | | | | | | |
| | | 1 | 6V-8627 | 1 | ELBOW | | | | | | |
| | 27 | 1 | 148-8378 | 2 | ELBOW AS | | | | | | |
| | | | | | (EACH INCLUDES) | | | | | | |
| | | 1 | 3J-1907 | 1 | SEAL-O-RING | | | | | | |
| | | 1 | 6V-8397 | 1 | SEAL-O-RING | | | | | | |
| | | 1 | 6V-8724 | 1 | ELBOW | | | | | | |
| | 28 | 1 | 148-8407 | 3 | PLUG AS | | | | | | |
| | | | | | (EACH INCLUDES) | | | | | | |
| | | 1 | 3J-1907 | 1 | SEAL-O-RING | | | | | | |

HYDRAULIC SYSTEM

267-2765 LINES GP-PILOT (contd.)

i02363666

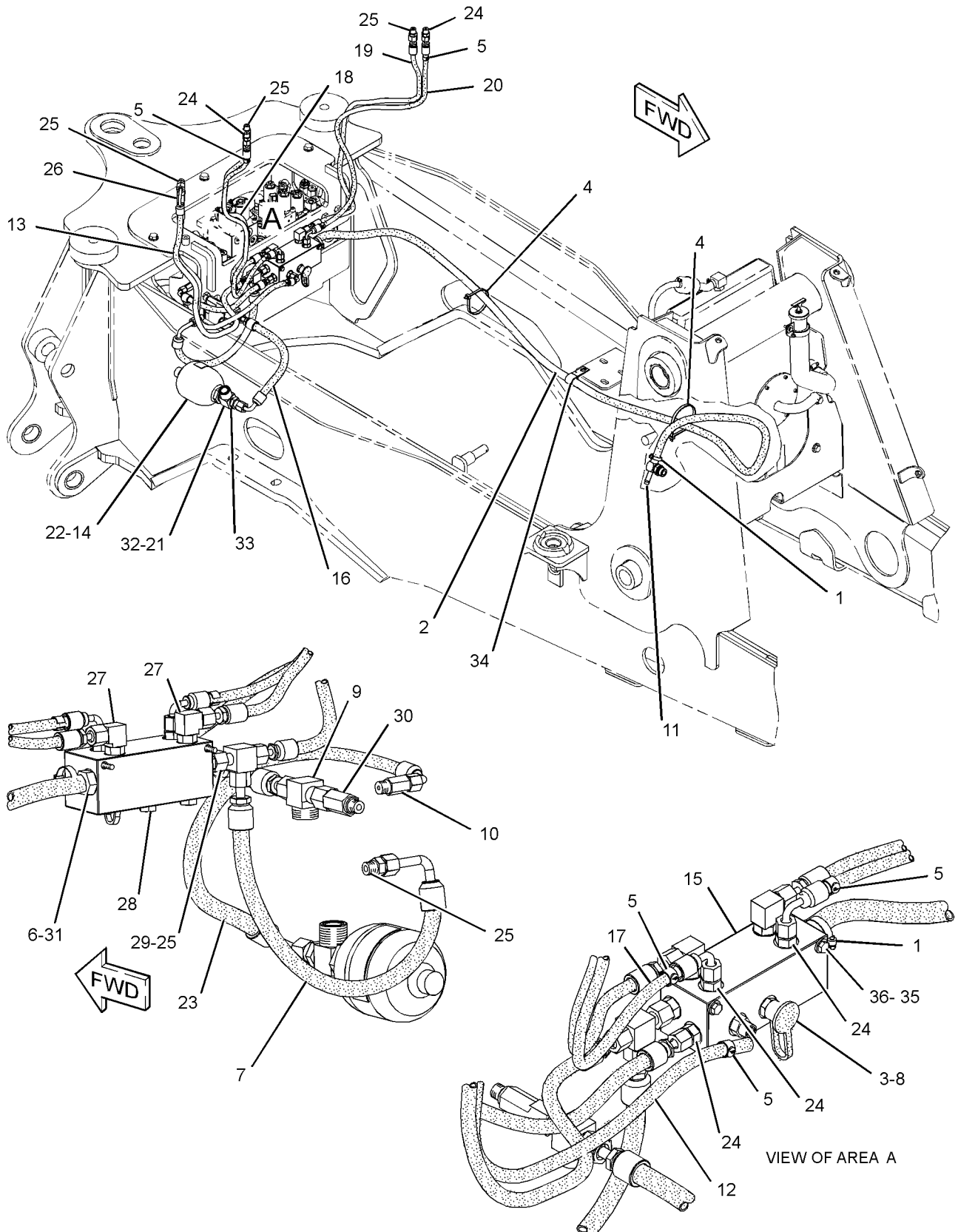
| NOTE | REF NO | GRAPHIC REF | PART NUMBER | QTY | PART NAME | | | | | | SEE PAGE |
|------|--------|-------------|-----------------|-----|---------------------------------|---|---|---|---|-------------------|----------|
| | | | | | 1 | 2 | 3 | 4 | 5 | 6 (PRODUCT LEVEL) | |
| | | 1 | 9S-4191 | 1 | PLUG-0 RING | | | | | | |
| | 29 | 1 | <i>148-8433</i> | 1 | TEE AS | | | | | | |
| | | 1 | 6V-8397 | 2 | SEAL-0-RING | | | | | | |
| | | 1 | 6V-9836 | 1 | TEE-SWIVEL | | | | | | |
| | 30 | 1 | <i>153-6258</i> | 1 | CONNECTOR AS | | | | | | |
| | | 1 | 3J-1907 | 1 | SEAL-0-RING | | | | | | |
| | | 1 | 6V-8398 | 1 | SEAL-0-RING | | | | | | |
| | | 1 | 8T-5050 | 1 | CONNECTOR | | | | | | |
| | 31 | 1 | 2M-9780 | 1 | SEAL-0-RING | | | | | | |
| | 32 | 1 | 3K-0360 | 1 | SEAL-0-RING | | | | | | |
| | 33 | 1 | 6V-9169 | 1 | NUT-BULKHEAD (13/16-16-THD) | | | | | | |
| | 34 | 1 | 8S-0948 | 1 | CLIP | | | | | | |
| | 35 | 1 | 8T-4205 | 2 | WASHER-HARD (7.2X14.5X2-MM THK) | | | | | | |
| M | 36 | 1 | 8T-6974 | 2 | BOLT (M6X1X80-MM) | | | | | | |

E-ORDER BY THE CENTIMETER
 I-REFER TO HYDRAULIC INFORMATION SYSTEM
 M-METRIC PART
 Y-SEPARATE ILLUSTRATION

HYDRAULIC SYSTEM

267-2765 LINES GP-PILOT (contd.)

i02363666



GRAPHIC #1

<END>

g01225836

HYDRAULIC SYSTEM

267-2766 LINES GP-PILOT (CHG -00)

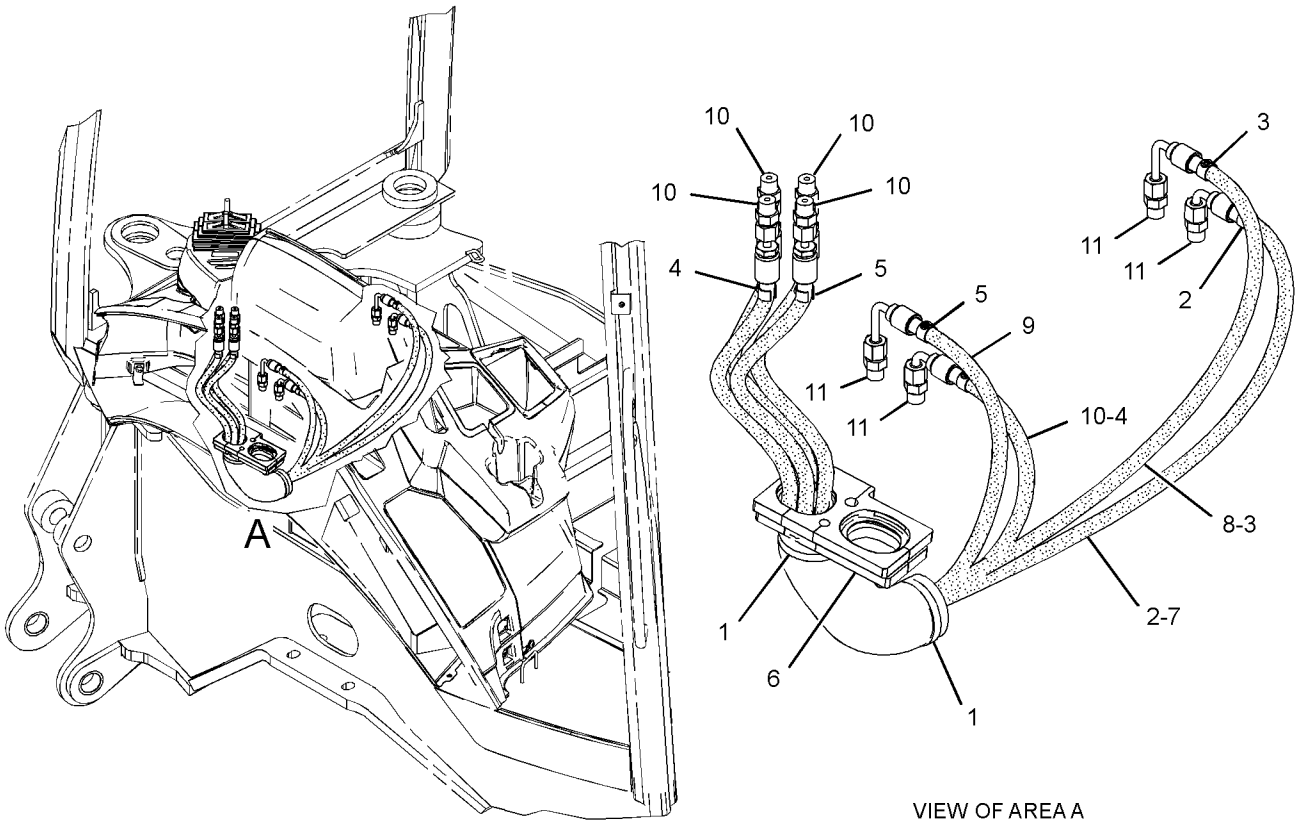
S/N: HLS1-UP

PART OF 268-6455 HYDRAULIC AR

SMCS-5057, 5059

i02363667

| NOTE | REF NO | GRAPHIC REF | PART NUMBER | QTY | PART NAME | | | | | | SEE PAGE |
|------|--------|-------------|-------------|-----|-------------------------|---|---|---|---|-------------------|----------|
| | | | | | 1 | 2 | 3 | 4 | 5 | 6 (PRODUCT LEVEL) | |
| | 1 | 1 | 7K-1181 | 2 | STRAP-CABLE | | | | | | |
| | 2 | 1 | 195-0260 | 2 | MARKER (BEIGE, L1) | | | | | | |
| | 3 | 1 | 195-0261 | 2 | BAND-MARKER (BLACK, L2) | | | | | | |
| | 4 | 1 | 195-0262 | 2 | BAND-MARKER (GREEN, R1) | | | | | | |
| | 5 | 1 | 195-0263 | 2 | BAND-MARKER (PINK, R2) | | | | | | |
| | 6 | 1 | 206-1851 | 1 | SEAL | | | | | | |
| | 7 | 1 | 210-0074 | 1 | HOSE AS | | | | | | |
| | 8 | 1 | 210-0075 | 1 | HOSE AS | | | | | | |
| | 9 | 1 | 210-0082 | 1 | HOSE AS | | | | | | |
| | 10 | 1 | 205-3126 | 1 | HOSE AS | | | | | | |
| | 11 | 1 | 148-8325 | 8 | CONNECTOR AS | | | | | | |
| | | | | | (EACH INCLUDES) | | | | | | |
| | | 1 | 3J-1907 | 1 | SEAL-O-RING | | | | | | |
| | | 1 | 4J-5477 | 1 | SEAL-O-RING | | | | | | |
| | | 1 | 6V-8641 | 1 | CONNECTOR | | | | | | |
| | 12 | 1 | 160-2248 | 1 | SLEEVE-ABRASION (21-CM) | | | | | | |



GRAPHIC #1

<END>

g01188208

HYDRAULIC SYSTEM

211-3607 LINES GP-PUMP (CHG -03 THRU -08)

S/N: HLS1-UP

PART OF 268-6455 HYDRAULIC AR

SMCS-5057

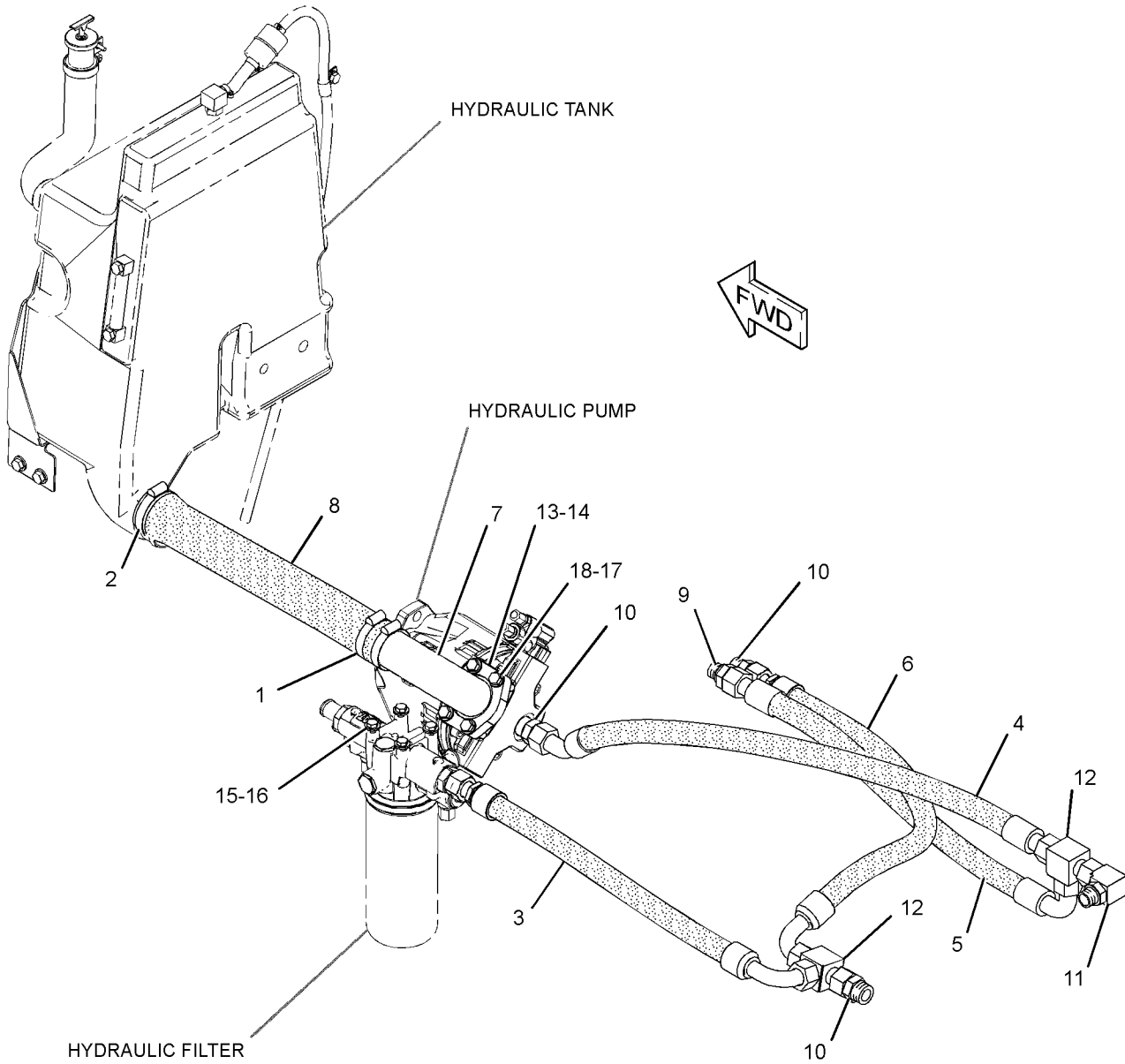
i02433841

| NOTE | REF NO | GRAPHIC REF | PART NUMBER | QTY | PART NAME | | | | | | SEE PAGE |
|---|--------|-------------|-----------------|-----|----------------------------------|---|---|---|---|-------------------|----------|
| | | | | | 1 | 2 | 3 | 4 | 5 | 6 (PRODUCT LEVEL) | |
| | 1 | 1 | 5P-4868 | 2 | CLAMP-HOSE | | | | | | |
| | 2 | 1 | 144-0367 | 1 | CLAMP-HOSE | | | | | | |
| I | 3 | 1 | 176-9294 | 1 | HOSE AS | | | | | | |
| I | 4 | 1 | 211-3580 | 1 | HOSE AS | | | | | | |
| I | 5 | 1 | 211-3581 | 1 | HOSE AS | | | | | | |
| I | 6 | 1 | 211-3583 | 1 | HOSE AS | | | | | | |
| | 7 | 1 | 211-4348 | 1 | ELBOW | | | | | | |
| | 8 | 1 | 235-8528 | 1 | HOSE | | | | | | |
| | 9 | 1 | <i>148-8317</i> | 1 | CONNECTOR AS | | | | | | |
| | | 1 | 3D-2824 | 1 | SEAL-O-RING | | | | | | |
| | | 1 | 5K-9090 | 1 | SEAL-O-RING | | | | | | |
| | | 1 | 6V-8714 | 1 | CONNECTOR | | | | | | |
| | 10 | 1 | <i>148-8335</i> | 3 | CONNECTOR AS | | | | | | |
| | | | | | (EACH INCLUDES) | | | | | | |
| | | 1 | 5K-9090 | 1 | SEAL-O-RING | | | | | | |
| | | 1 | 6V-8635 | 1 | CONNECTOR | | | | | | |
| | | 1 | 7M-8485 | 1 | SEAL-O-RING | | | | | | |
| | 11 | 1 | <i>148-8362</i> | 1 | ELBOW AS | | | | | | |
| | | 1 | 5K-9090 | 1 | SEAL-O-RING | | | | | | |
| | | 1 | 3D-2824 | 1 | SEAL-O-RING | | | | | | |
| | | 1 | 8T-6684 | 1 | ELBOW (90-DEG) | | | | | | |
| | 12 | 1 | <i>148-8429</i> | 2 | TEE AS | | | | | | |
| | | | | | (EACH INCLUDES) | | | | | | |
| | | 1 | 5K-9090 | 2 | SEAL-O-RING | | | | | | |
| | | 1 | 6V-9840 | 1 | TEE-SWIVEL | | | | | | |
| | 13 | 1 | 1P-4584 | 2 | FLANGE-HALF | | | | | | |
| | 14 | 1 | 6J-2680 | 1 | SEAL-O-RING | | | | | | |
| | 15 | 1 | 7X-7729 | 4 | WASHER (11X25X3-MM THK) | | | | | | |
| M | 16 | 1 | 8T-4136 | 4 | BOLT (M10X1.5X25-MM) | | | | | | |
| M | 17 | 1 | 8T-4183 | 4 | BOLT (M12X1.75X40-MM) | | | | | | |
| | 18 | 1 | 8T-4223 | 4 | WASHER-HARD (13.5X25.5X3-MM THK) | | | | | | |
| I-REFER TO HYDRAULIC INFORMATION SYSTEM | | | | | | | | | | | |
| M-METRIC PART | | | | | | | | | | | |

HYDRAULIC SYSTEM

211-3607 LINES GP-PUMP (contd.)

i02433841



GRAPHIC #1

<END>

g01186966

HYDRAULIC SYSTEM

246-9802 LINES GP-RIDE CONTROL (CHG -00 THRU -06)

S/N: HLS1-UP

PART OF 209-9937 CONTROL AR-RIDE
AN ATTACHMENT

SMCS-5057, 5077

i02357917

| NOTE | REF NO | GRAPHIC REF | PART NUMBER | QTY | PART NAME | | | | | | SEE PAGE |
|------|--------|-------------|-------------|-----|--|---|---|---|---|-------------------|----------|
| | | | | | 1 | 2 | 3 | 4 | 5 | 6 (PRODUCT LEVEL) | |
| | 1 | 1 | 7K-1181 | 2 | STRAP-CABLE | | | | | | |
| Y | 2 | 1 | 162-3960 | 1 | ACCUMULATOR GP-RIDE CONTROL (CHARGED) | | | | | | 248 |
| | 3 | 1 | 224-7830 | 1 | FILM-WARNING (HIGH PRESSURE, READ OMM, ANSI) | | | | | | |
| Y | 4 | 1 | 245-8780 | 1 | VALVE GP-SOLENOID | | | | | | 390 |
| | 5 | 1 | 247-0320 | 1 | BRACKET AS | | | | | | |
| I | 6 | 1 | 252-1221 | 1 | HOSE AS | | | | | | |
| I | 7 | 1 | 265-0868 | 1 | HOSE AS | | | | | | |
| M | 8 | 1 | 096-5866 | 2 | BOLT (M8X1.25X75-MM) | | | | | | |
| | 9 | 1 | 109-1633 | 2 | CLIP (SLOT) | | | | | | |
| | 10 | 1 | 109-1634 | 2 | CLIP (TAB) | | | | | | |
| | 11 | 1 | 148-8318 | 1 | CONNECTOR AS | | | | | | |
| | | 1 | 3K-0360 | 1 | SEAL-O-RING | | | | | | |
| | | 1 | 6V-8397 | 1 | SEAL-O-RING | | | | | | |
| | | 1 | 6V-8634 | 1 | CONNECTOR | | | | | | |
| | 12 | 1 | 148-8340 | 1 | CONNECTOR AS | | | | | | |
| | | 1 | 3K-0360 | 1 | SEAL-O-RING | | | | | | |
| | | 1 | 6V-8398 | 1 | SEAL-O-RING | | | | | | |
| | | 1 | 6V-8639 | 1 | CONNECTOR | | | | | | |
| | 13 | 1 | 148-8358 | 2 | ELBOW AS | | | | | | |
| | | | | | (EACH INCLUDES) | | | | | | |
| | | 1 | 2M-9780 | 1 | SEAL-O-RING | | | | | | |
| | | 1 | 6V-8398 | 1 | SEAL-O-RING | | | | | | |
| | | 1 | 6V-8624 | 1 | ELBOW | | | | | | |
| | 14 | 1 | 153-6241 | 1 | ELBOW AS | | | | | | |
| | | 1 | 6V-8398 | 1 | SEAL-O-RING | | | | | | |
| | | 1 | 8C-8989 | 1 | ELBOW | | | | | | |
| | 15 | 1 | 164-5549 | 1 | COUPLING GP | | | | | | |
| | | 1 | 3J-1907 | 1 | SEAL-O-RING | | | | | | |
| | | 1 | 4I-6287 | 1 | COUPLING AS | | | | | | |
| | 16 | 1 | 8T-4121 | 4 | WASHER-HARD (11X21X2.5-MM THK) | | | | | | |
| M | 17 | 1 | 8T-4137 | 4 | BOLT (M10X1.5X20-MM) | | | | | | |
| M | 18 | 1 | 8T-4139 | 2 | BOLT (M12X1.75X30-MM) | | | | | | |
| | 19 | 1 | 8T-4223 | 2 | WASHER-HARD (13.5X25.5X3-MM THK) | | | | | | |
| | 20 | 1 | 8T-4224 | 2 | WASHER-HARD (8.8X16X2-MM THK) | | | | | | |

I-REFER TO HYDRAULIC INFORMATION SYSTEM

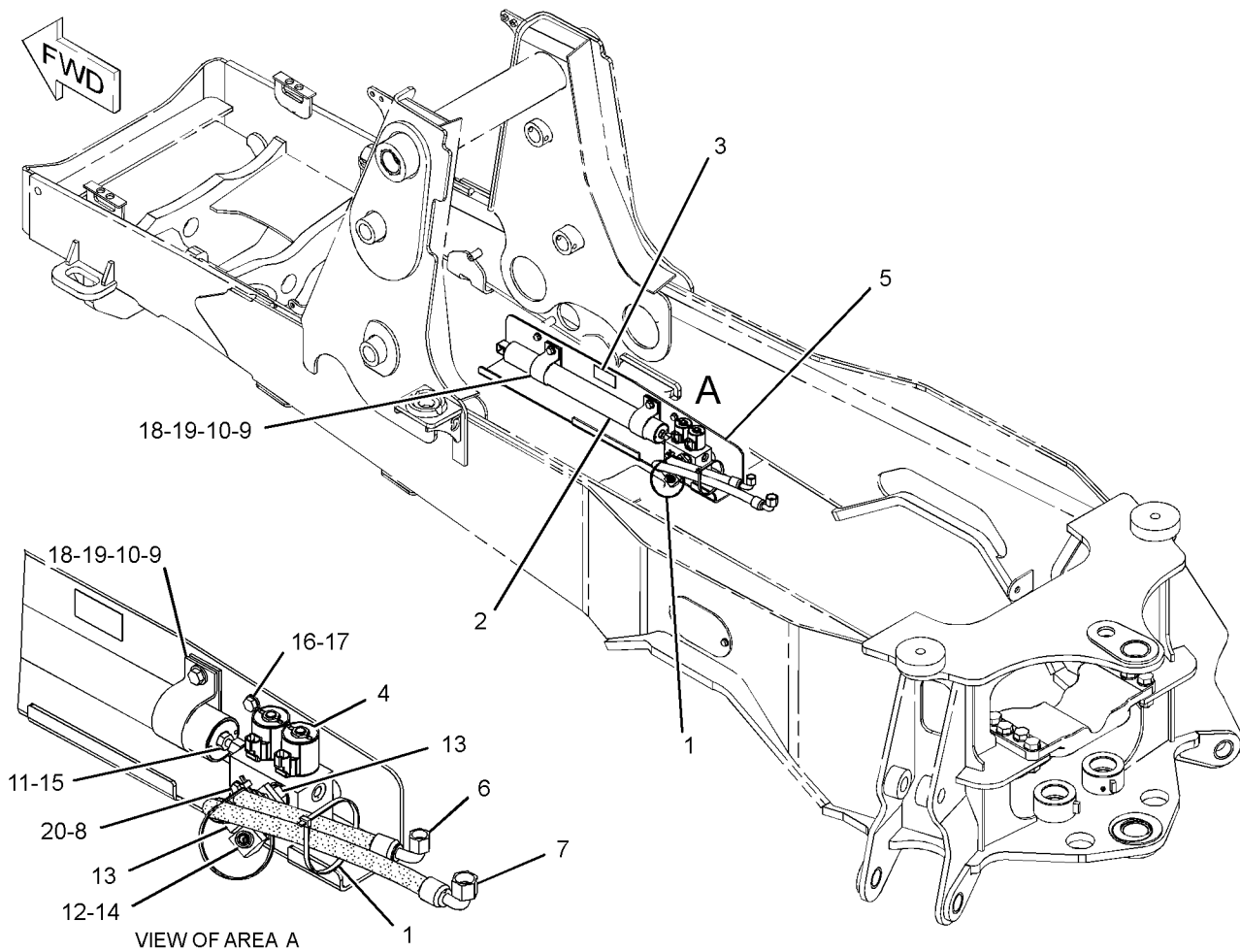
M-METRIC PART

Y-SEPARATE ILLUSTRATION

HYDRAULIC SYSTEM

246-9802 LINES GP-RIDE CONTROL (contd.)

i02357917



GRAPHIC #1

<END>

g01233586

HYDRAULIC SYSTEM

215-2445 LINES GP-STABILIZER (CHG -03 THRU -05)

S/N: HLS1-UP

PART OF 269-2148 VALVE AR-BANK 8
AN ATTACHMENT

SMCS-5057, 5468

i02447398

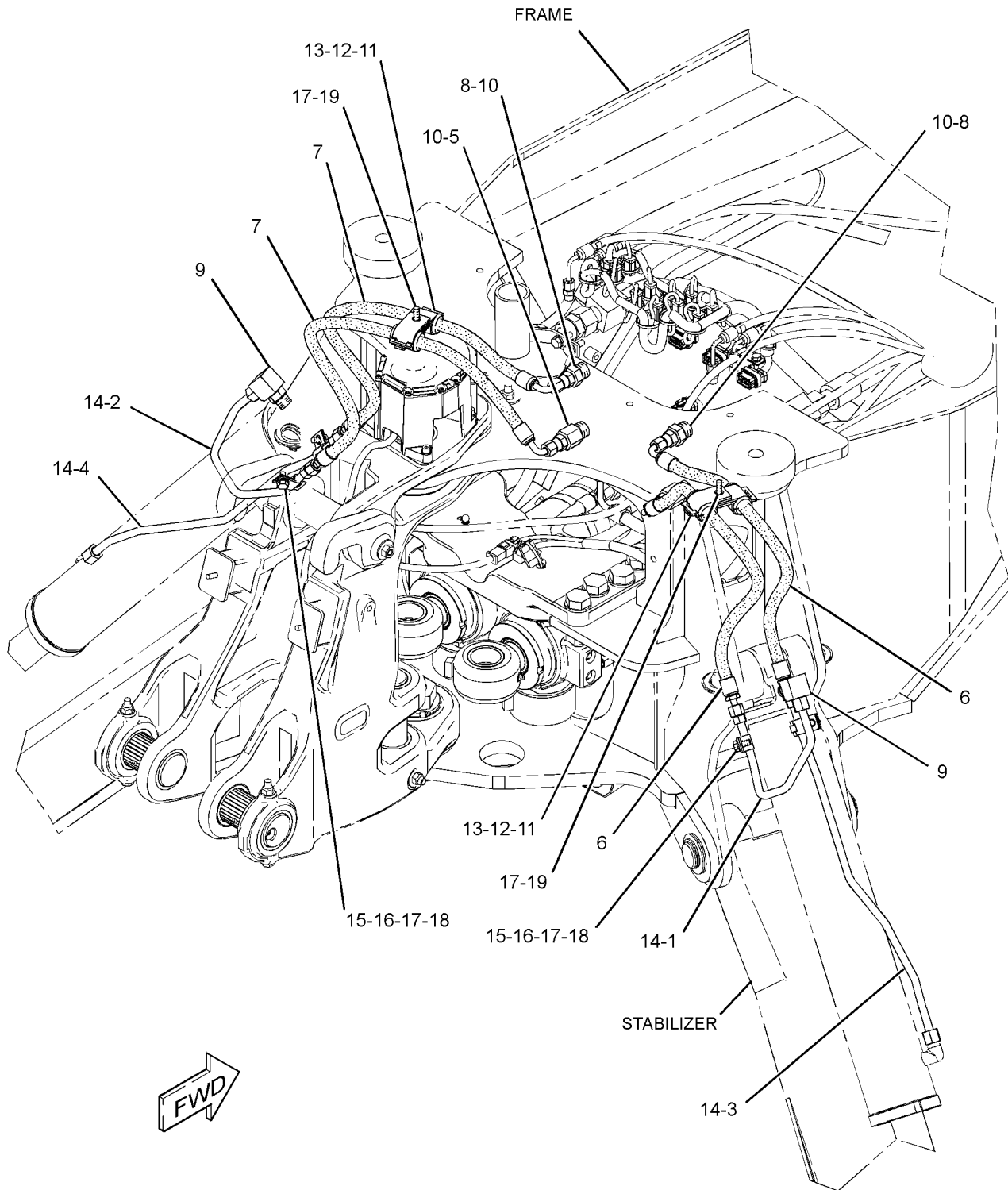
| NOTE | REF NO | GRAPHIC REF | PART NUMBER | QTY | PART NAME | | | | | | SEE PAGE |
|------|--------|-------------|-------------|-----|--------------------------------|---|---|---|---|-------------------|----------|
| | | | | | 1 | 2 | 3 | 4 | 5 | 6 (PRODUCT LEVEL) | |
| | 1 | 1 | 201-3621 | 1 | TUBE AS | | | | | | |
| | 2 | 1 | 201-3622 | 1 | TUBE AS | | | | | | |
| | 3 | 1 | 201-3623 | 1 | TUBE AS | | | | | | |
| | 4 | 1 | 201-3624 | 1 | TUBE AS | | | | | | |
| | 5 | 1 | 205-2357 | 2 | CONNECTOR AS | | | | | | |
| | | | | | (EACH INCLUDES) | | | | | | |
| | | 1 | 3D-2824 | 1 | SEAL-O-RING | | | | | | |
| | | 1 | 6V-8398 | 1 | SEAL-O-RING | | | | | | |
| | | 1 | 8T-7968 | 1 | CONNECTOR | | | | | | |
| I | 6 | 1 | 252-5355 | 2 | HOSE AS | | | | | | |
| I | 7 | 1 | 252-5358 | 2 | HOSE AS | | | | | | |
| | 8 | 1 | 148-8328 | 2 | CONNECTOR AS | | | | | | |
| | | | | | (EACH INCLUDES) | | | | | | |
| | | 1 | 3D-2824 | 1 | SEAL-O-RING | | | | | | |
| | | 1 | 6V-8398 | 1 | SEAL-O-RING | | | | | | |
| | | 1 | 6V-8633 | 1 | CONNECTOR | | | | | | |
| | 9 | 1 | 148-8372 | 2 | ELBOW AS | | | | | | |
| | | | | | (EACH INCLUDES) | | | | | | |
| | | 1 | 2M-9780 | 1 | SEAL-O-RING | | | | | | |
| | | 1 | 6V-8398 | 1 | SEAL-O-RING | | | | | | |
| | | 1 | 6V-8721 | 1 | ELBOW | | | | | | |
| | 10 | 1 | 148-8415 | 4 | REDUCER AS | | | | | | |
| | | | | | (EACH INCLUDES) | | | | | | |
| | | 1 | 6V-8397 | 1 | SEAL-O-RING | | | | | | |
| | | 1 | 6V-8936 | 1 | REDUCER | | | | | | |
| | 11 | 1 | 5P-7462 | 4 | CLIP (SLOT) | | | | | | |
| | 12 | 1 | 5P-7463 | 4 | CLIP (TAB) | | | | | | |
| | 13 | 1 | 6V-0683 | 4 | GROMMET | | | | | | |
| | 14 | 1 | 6V-8397 | 4 | SEAL-O-RING | | | | | | |
| | 15 | 1 | 8T-1885 | 4 | CLIP (SLOT) | | | | | | |
| | 16 | 1 | 8T-1886 | 4 | CLIP (TAB) | | | | | | |
| | 17 | 1 | 8T-4121 | 6 | WASHER-HARD (11X21X2.5-MM THK) | | | | | | |
| M | 18 | 1 | 8T-4137 | 4 | BOLT (M10X1.5X20-MM) | | | | | | |
| M | 19 | 1 | 8T-4186 | 2 | BOLT (M10X1.5X40-MM) | | | | | | |

I-REFER TO HYDRAULIC INFORMATION SYSTEM
M-METRIC PART

HYDRAULIC SYSTEM

215-2445 LINES GP-STABILIZER (contd.)

i02447398



GRAPHIC #1

<END>

g01233566

HYDRAULIC SYSTEM

222-5622 LINES GP-STABILIZER-7-BANK (CHG -01 THRU -03)

S/N: HLS1-UP

PART OF 269-2147 VALVE AR-BANK 7
AN ATTACHMENT

SMCS-5057, 5468

i02447353

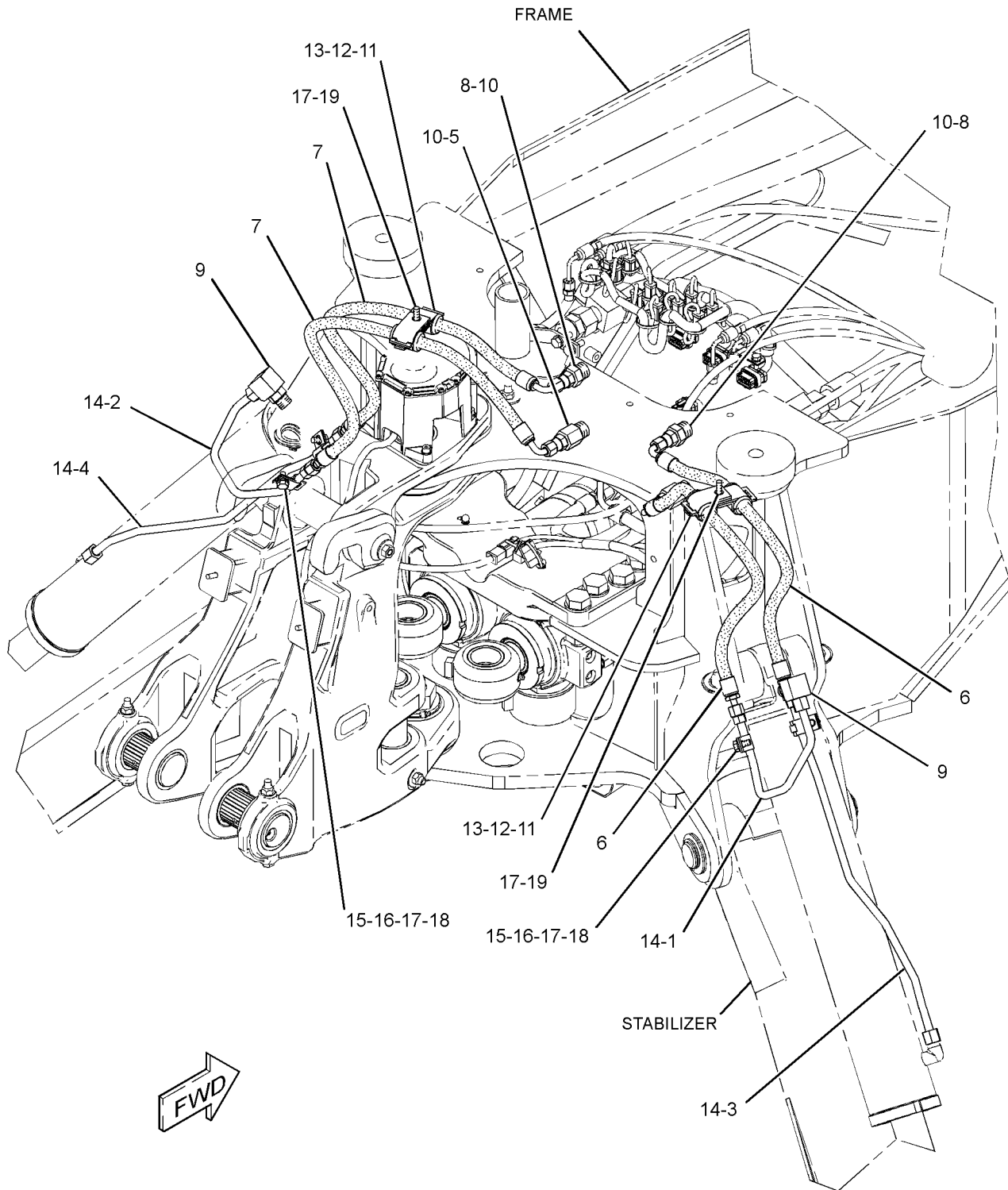
| NOTE | REF NO | GRAPHIC REF | PART NUMBER | QTY | PART NAME | | | | | | SEE PAGE |
|------|--------|-------------|-------------|-----|--------------------------------|---|---|---|---|-------------------|----------|
| | | | | | 1 | 2 | 3 | 4 | 5 | 6 (PRODUCT LEVEL) | |
| | 1 | 1 | 201-3621 | 1 | TUBE AS | | | | | | |
| | 2 | 1 | 201-3622 | 1 | TUBE AS | | | | | | |
| | 3 | 1 | 201-3623 | 1 | TUBE AS | | | | | | |
| | 4 | 1 | 201-3624 | 1 | TUBE AS | | | | | | |
| | 5 | 1 | 205-2357 | 2 | CONNECTOR AS | | | | | | |
| | | | | | (EACH INCLUDES) | | | | | | |
| | | 1 | 3D-2824 | 1 | SEAL-O-RING | | | | | | |
| | | 1 | 6V-8398 | 1 | SEAL-O-RING | | | | | | |
| | | 1 | 8T-7968 | 1 | CONNECTOR | | | | | | |
| I | 6 | 1 | 252-5355 | 2 | HOSE AS | | | | | | |
| I | 7 | 1 | 252-5357 | 2 | HOSE AS | | | | | | |
| | 8 | 1 | 148-8328 | 2 | CONNECTOR AS | | | | | | |
| | | | | | (EACH INCLUDES) | | | | | | |
| | | 1 | 3D-2824 | 1 | SEAL-O-RING | | | | | | |
| | | 1 | 6V-8398 | 1 | SEAL-O-RING | | | | | | |
| | | 1 | 6V-8633 | 1 | CONNECTOR | | | | | | |
| | 9 | 1 | 148-8372 | 2 | ELBOW AS | | | | | | |
| | | | | | (EACH INCLUDES) | | | | | | |
| | | 1 | 2M-9780 | 1 | SEAL-O-RING | | | | | | |
| | | 1 | 6V-8398 | 1 | SEAL-O-RING | | | | | | |
| | | 1 | 6V-8721 | 1 | ELBOW | | | | | | |
| | 10 | 1 | 148-8415 | 4 | REDUCER AS | | | | | | |
| | | | | | (EACH INCLUDES) | | | | | | |
| | | 1 | 6V-8397 | 1 | SEAL-O-RING | | | | | | |
| | | 1 | 6V-8936 | 1 | REDUCER | | | | | | |
| | 11 | 1 | 5P-7462 | 4 | CLIP (SLOT) | | | | | | |
| | 12 | 1 | 5P-7463 | 4 | CLIP (TAB) | | | | | | |
| | 13 | 1 | 6V-0683 | 4 | GROMMET | | | | | | |
| | 14 | 1 | 6V-8397 | 4 | SEAL-O-RING | | | | | | |
| | 15 | 1 | 8T-1885 | 4 | CLIP (SLOT) | | | | | | |
| | 16 | 1 | 8T-1886 | 4 | CLIP (TAB) | | | | | | |
| | 17 | 1 | 8T-4121 | 6 | WASHER-HARD (11X21X2.5-MM THK) | | | | | | |
| M | 18 | 1 | 8T-4137 | 4 | BOLT (M10X1.5X20-MM) | | | | | | |
| M | 19 | 1 | 8T-4186 | 2 | BOLT (M10X1.5X40-MM) | | | | | | |

I-REFER TO HYDRAULIC INFORMATION SYSTEM
M-METRIC PART

HYDRAULIC SYSTEM

222-5622 LINES GP-STABILIZER (contd.)

i02447353



GRAPHIC #1

<END>

g01233566

HYDRAULIC SYSTEM

222-5623 LINES GP-STABILIZER (CHG -01 THRU -03)

S/N: HLS1-UP

PART OF 269-2146 VALVE AR-BANK 6
AN ATTACHMENT

SMCS-5057, 5468

i02447160

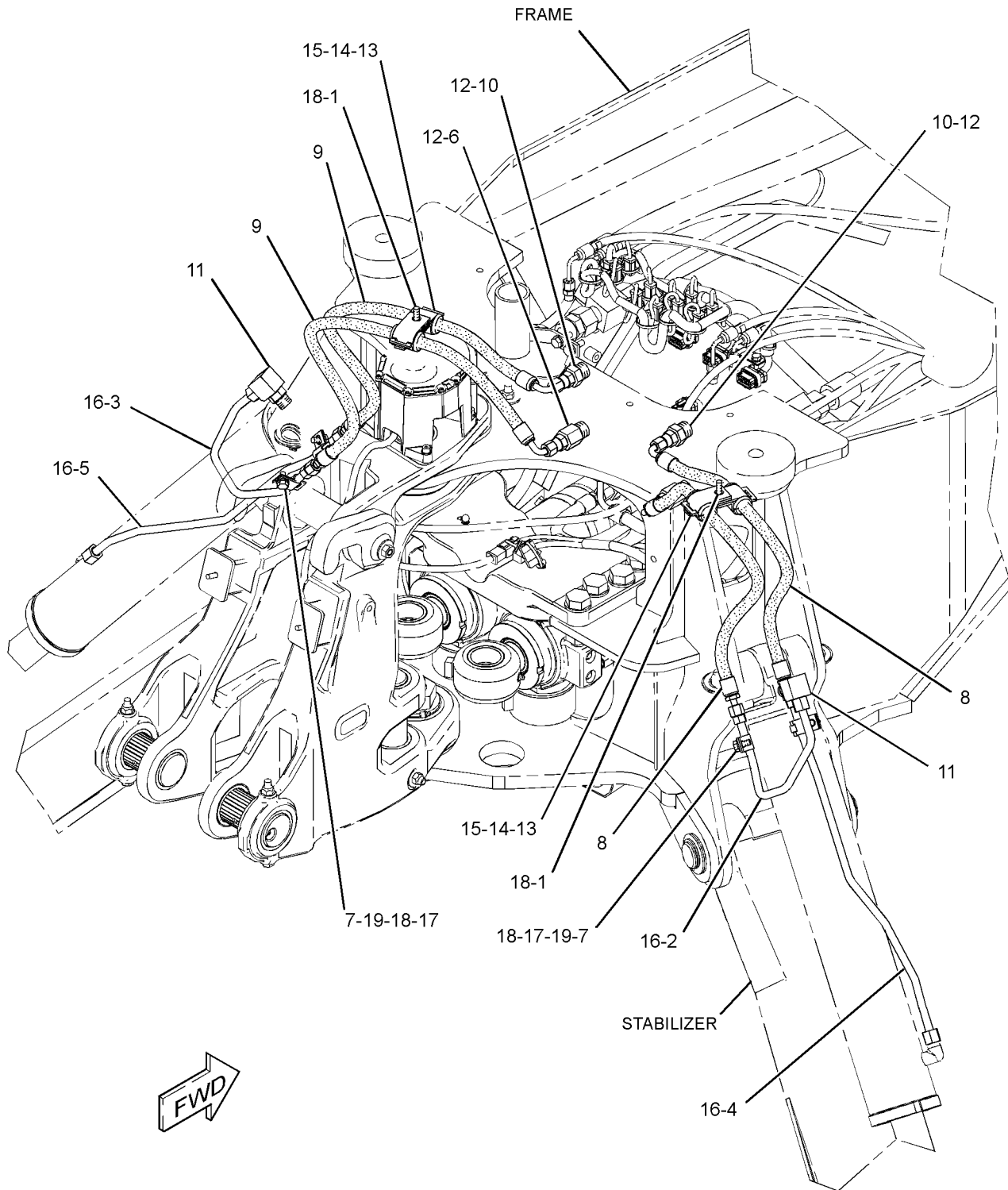
| NOTE | REF NO | GRAPHIC REF | PART NUMBER | QTY | PART NAME | | | | | | SEE PAGE |
|------|--------|-------------|-------------|-----|--------------------------------|---|---|---|---|-------------------|----------|
| | | | | | 1 | 2 | 3 | 4 | 5 | 6 (PRODUCT LEVEL) | |
| M | 1 | 1 | 8T-4186 | 2 | BOLT (M10X1.5X40-MM) | | | | | | |
| | 2 | 1 | 201-3621 | 1 | TUBE AS | | | | | | |
| | 3 | 1 | 201-3622 | 1 | TUBE AS | | | | | | |
| | 4 | 1 | 201-3623 | 1 | TUBE AS | | | | | | |
| | 5 | 1 | 201-3624 | 1 | TUBE AS | | | | | | |
| | 6 | 1 | 205-2357 | 2 | CONNECTOR AS | | | | | | |
| | | | | | (EACH INCLUDES) | | | | | | |
| | | 1 | 3D-2824 | 1 | SEAL-O-RING | | | | | | |
| | | 1 | 6V-8398 | 1 | SEAL-O-RING | | | | | | |
| | | 1 | 8T-7968 | 1 | CONNECTOR | | | | | | |
| M | 7 | 1 | 8T-4137 | 4 | BOLT (M10X1.5X20-MM) | | | | | | |
| I | 8 | 1 | 252-5355 | 2 | HOSE AS | | | | | | |
| I | 9 | 1 | 252-5356 | 2 | HOSE AS | | | | | | |
| | 10 | 1 | 148-8328 | 2 | CONNECTOR AS | | | | | | |
| | | | | | (EACH INCLUDES) | | | | | | |
| | | 1 | 3D-2824 | 1 | SEAL-O-RING | | | | | | |
| | | 1 | 6V-8398 | 1 | SEAL-O-RING | | | | | | |
| | | 1 | 6V-8633 | 1 | CONNECTOR | | | | | | |
| | 11 | 1 | 148-8372 | 2 | ELBOW AS | | | | | | |
| | | | | | (EACH INCLUDES) | | | | | | |
| | | 1 | 2M-9780 | 1 | SEAL-O-RING | | | | | | |
| | | 1 | 6V-8398 | 1 | SEAL-O-RING | | | | | | |
| | | 1 | 6V-8721 | 1 | ELBOW | | | | | | |
| | 12 | 1 | 148-8415 | 4 | REDUCER AS | | | | | | |
| | | | | | (EACH INCLUDES) | | | | | | |
| | | 1 | 6V-8397 | 1 | SEAL-O-RING | | | | | | |
| | | 1 | 6V-8936 | 1 | REDUCER | | | | | | |
| | 13 | 1 | 5P-7462 | 4 | CLIP (SLOT) | | | | | | |
| | 14 | 1 | 5P-7463 | 4 | CLIP (TAB) | | | | | | |
| | 15 | 1 | 6V-0683 | 4 | GROMMET | | | | | | |
| | 16 | 1 | 6V-8397 | 4 | SEAL-O-RING | | | | | | |
| | 17 | 1 | 8T-1885 | 4 | CLIP (SLOT) | | | | | | |
| | 18 | 1 | 8T-1886 | 4 | CLIP (TAB) | | | | | | |
| | 19 | 1 | 8T-4121 | 6 | WASHER-HARD (11X21X2.5-MM THK) | | | | | | |

I-REFER TO HYDRAULIC INFORMATION SYSTEM
M-METRIC PART

HYDRAULIC SYSTEM

222-5623 LINES GP-STABILIZER (contd.)

i02447160



GRAPHIC #1

<END>

g01231285

HYDRAULIC SYSTEM

211-7602 LINES GP-STICK (CHG -01 THRU -04)

S/N: HLS1-UP

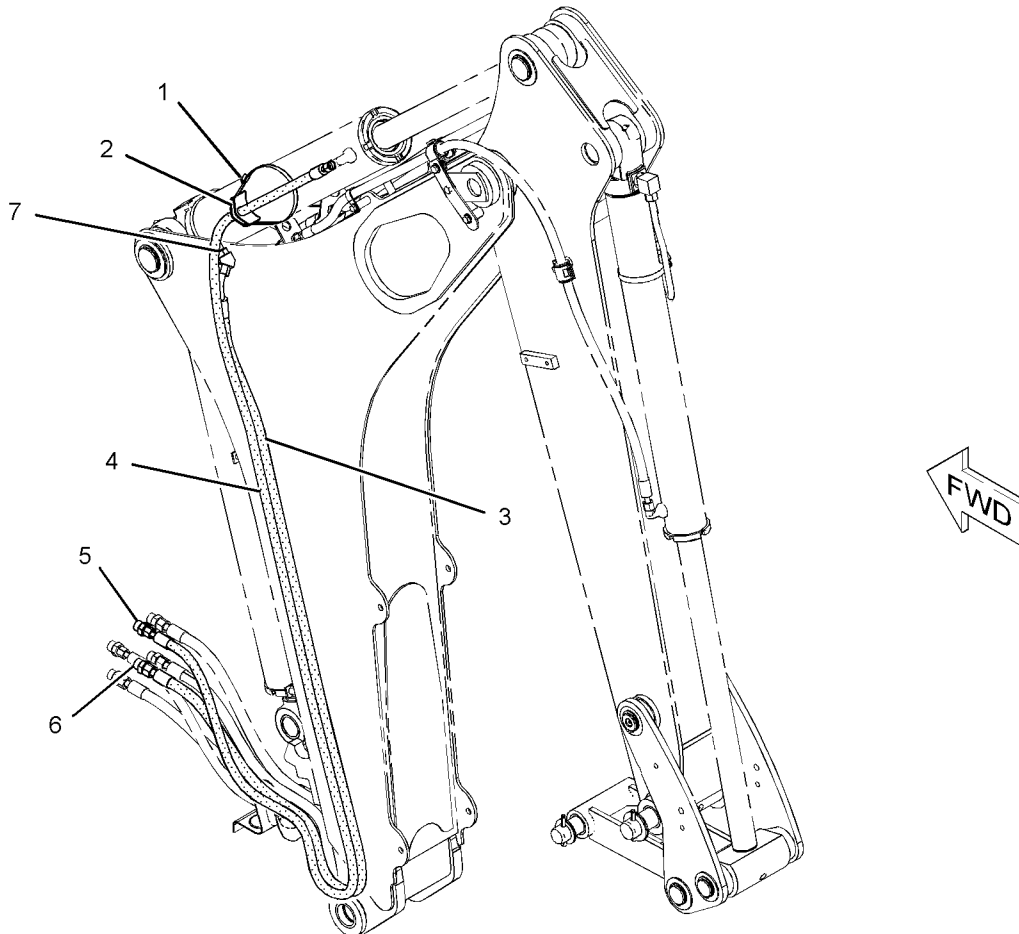
PART OF 214-2553, 214-3758 BACKHOE AR-EXTENDABLE STICK, 214-2550, 214-3755
BACKHOE AR-STANDARD STICK
AN ATTACHMENT

SMCS-5057, 5458

i02103496

| NOTE | REF NO | GRAPHIC REF | PART NUMBER | QTY | PART NAME | | | | | | SEE PAGE |
|------|--------|-------------|-------------|-----|--------------|---|---|---|---|-------------------|----------|
| | | | | | 1 | 2 | 3 | 4 | 5 | 6 (PRODUCT LEVEL) | |
| | 1 | 1 | 5P-3860 | 1 | CLAMP-HOSE | | | | | | |
| | 2 | 1 | 9R-5948 | 1 | BLOCK | | | | | | |
| I | 3 | 1 | 211-7766 | 1 | HOSE AS | | | | | | |
| I | 4 | 1 | 211-7767 | 1 | HOSE AS | | | | | | |
| | 5 | 1 | 148-8328 | 1 | CONNECTOR AS | | | | | | |
| | | 1 | 3D-2824 | 1 | SEAL-O-RING | | | | | | |
| | | 1 | 6V-8398 | 1 | SEAL-O-RING | | | | | | |
| | | 1 | 6V-8633 | 1 | CONNECTOR | | | | | | |
| | 6 | 1 | 148-8341 | 1 | CONNECTOR AS | | | | | | |
| | | 1 | 3D-2824 | 1 | SEAL-O-RING | | | | | | |
| | | 1 | 6V-8713 | 1 | CONNECTOR | | | | | | |
| | | 1 | 7J-9108 | 1 | SEAL-O-RING | | | | | | |
| | 7 | 1 | 153-6232 | 1 | ELBOW AS | | | | | | |
| | | 1 | 3D-2824 | 1 | SEAL-O-RING | | | | | | |
| | | 1 | 7J-9108 | 1 | SEAL-O-RING | | | | | | |
| | | 1 | 8T-0120 | 1 | ELBOW | | | | | | |

I-REFER TO HYDRAULIC INFORMATION SYSTEM



GRAPHIC #1

<END>

g01077335

HYDRAULIC SYSTEM

267-2764 LINES GP-SWING (CHG -01, -02)

S/N: HLS1-UP

PART OF 268-6455 HYDRAULIC AR

SMCS-5057, 5105

i02363665

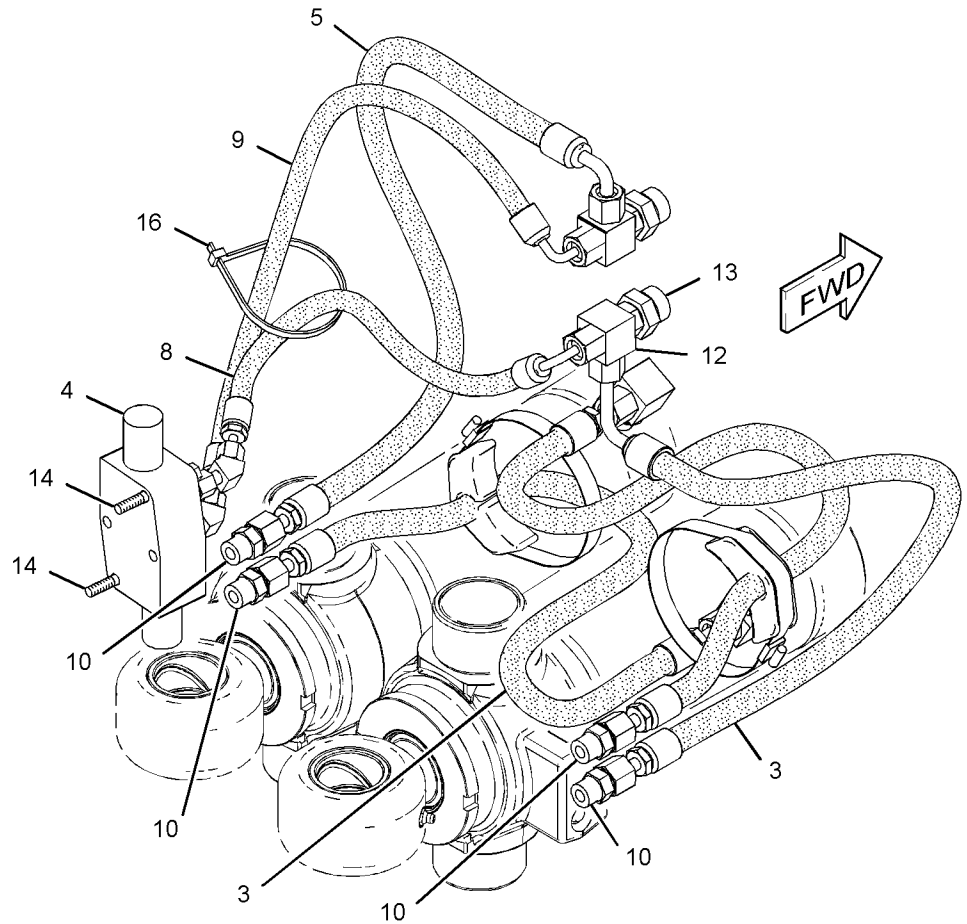
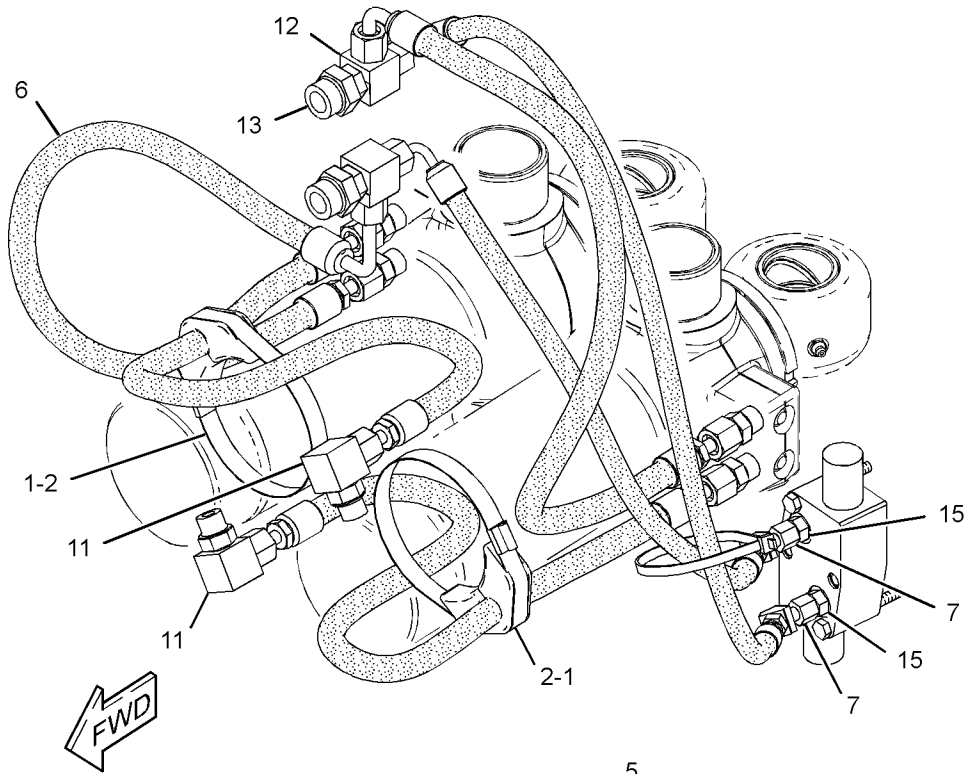
| NOTE | REF NO | GRAPHIC REF | PART NUMBER | QTY | PART NAME | | | | | | SEE PAGE |
|------|--------|-------------|-----------------|-----|-------------------------------------|---|---|---|---|-------------------|----------|
| | | | | | 1 | 2 | 3 | 4 | 5 | 6 (PRODUCT LEVEL) | |
| | 1 | 1 | 5P-0599 | 2 | CLAMP-BAND | | | | | | |
| | 2 | 1 | 9R-2053 | 2 | BLOCK | | | | | | |
| I | 3 | 1 | 9R-9005 | 2 | HOSE AS | | | | | | |
| | 4 | 1 | 206-3685 | 1 | VALVE GP-CROSSOVER RELIEF | | | | | | |
| | | 1 | 7I-8084 | 2 | PLUG | | | | | | |
| | | 1 | 212-6264 | 2 | VALVE GP-RELIEF (CUSHION CROSSOVER) | | | | | | |
| I | 5 | 1 | 216-2777 | 1 | HOSE AS | | | | | | |
| I | 6 | 1 | 216-2778 | 1 | HOSE AS | | | | | | |
| | 7 | 1 | 226-5634 | 2 | CONNECTOR AS | | | | | | |
| | | | | | (EACH INCLUDES) | | | | | | |
| | | 1 | 3J-1907 | 1 | SEAL-O-RING | | | | | | |
| | | 1 | 4J-5477 | 1 | SEAL-O-RING | | | | | | |
| | | 1 | 167-0566 | 1 | CARTRIDGE | | | | | | |
| | | 1 | 226-5633 | 1 | CONNECTOR | | | | | | |
| I | 8 | 1 | 269-0471 | 1 | HOSE AS | | | | | | |
| I | 9 | 1 | 269-0472 | 1 | HOSE AS | | | | | | |
| | 10 | 1 | <i>148-8340</i> | 4 | CONNECTOR AS | | | | | | |
| | | | | | (EACH INCLUDES) | | | | | | |
| | | 1 | 3K-0360 | 1 | SEAL-O-RING | | | | | | |
| | | 1 | 6V-8398 | 1 | SEAL-O-RING | | | | | | |
| | | 1 | 6V-8639 | 1 | CONNECTOR | | | | | | |
| | 11 | 1 | <i>148-8364</i> | 2 | ELBOW AS | | | | | | |
| | | | | | (EACH INCLUDES) | | | | | | |
| | | 1 | 3K-0360 | 1 | SEAL-O-RING | | | | | | |
| | | 1 | 6V-8398 | 1 | SEAL-O-RING | | | | | | |
| | | 1 | 6V-8625 | 1 | ELBOW | | | | | | |
| | 12 | 1 | <i>148-8428</i> | 2 | TEE AS | | | | | | |
| | | | | | (EACH INCLUDES) | | | | | | |
| | | 1 | 3K-0360 | 1 | SEAL-O-RING | | | | | | |
| | | 1 | 6V-8398 | 2 | SEAL-O-RING | | | | | | |
| | | 1 | 6V-8782 | 1 | TEE | | | | | | |
| | 13 | 1 | <i>155-7321</i> | 2 | ADAPTER GP | | | | | | |
| | | | | | (EACH INCLUDES) | | | | | | |
| | | 1 | 3D-2824 | 1 | SEAL-O-RING | | | | | | |
| | | 1 | 6V-1722 | 1 | ADAPTER-O-RING | | | | | | |
| M | 14 | 1 | 8T-6870 | 2 | BOLT (M8X1.25X70-MM) | | | | | | |
| | 15 | 1 | <i>187-2120</i> | 2 | ELBOW AS | | | | | | |
| | | | | | (EACH INCLUDES) | | | | | | |
| | | 1 | 4J-5477 | 1 | SEAL-O-RING | | | | | | |
| | | 1 | 8C-8408 | 1 | ELBOW | | | | | | |
| | 16 | 1 | 7K-1181 | 1 | STRAP-CABLE | | | | | | |

I-REFER TO HYDRAULIC INFORMATION SYSTEM
M-METRIC PART

HYDRAULIC SYSTEM

267-2764 LINES GP-SWING (contd.)

i02363665



GRAPHIC #1

<END>

g01232153

HYDRAULIC SYSTEM

246-5295 LINES GP-TILT CYLINDER (CHG -00 THRU -02)

S/N: HLS1-UP

PART OF 213-9300 LOADER AR

SMCS-5057, 5104

i02434018

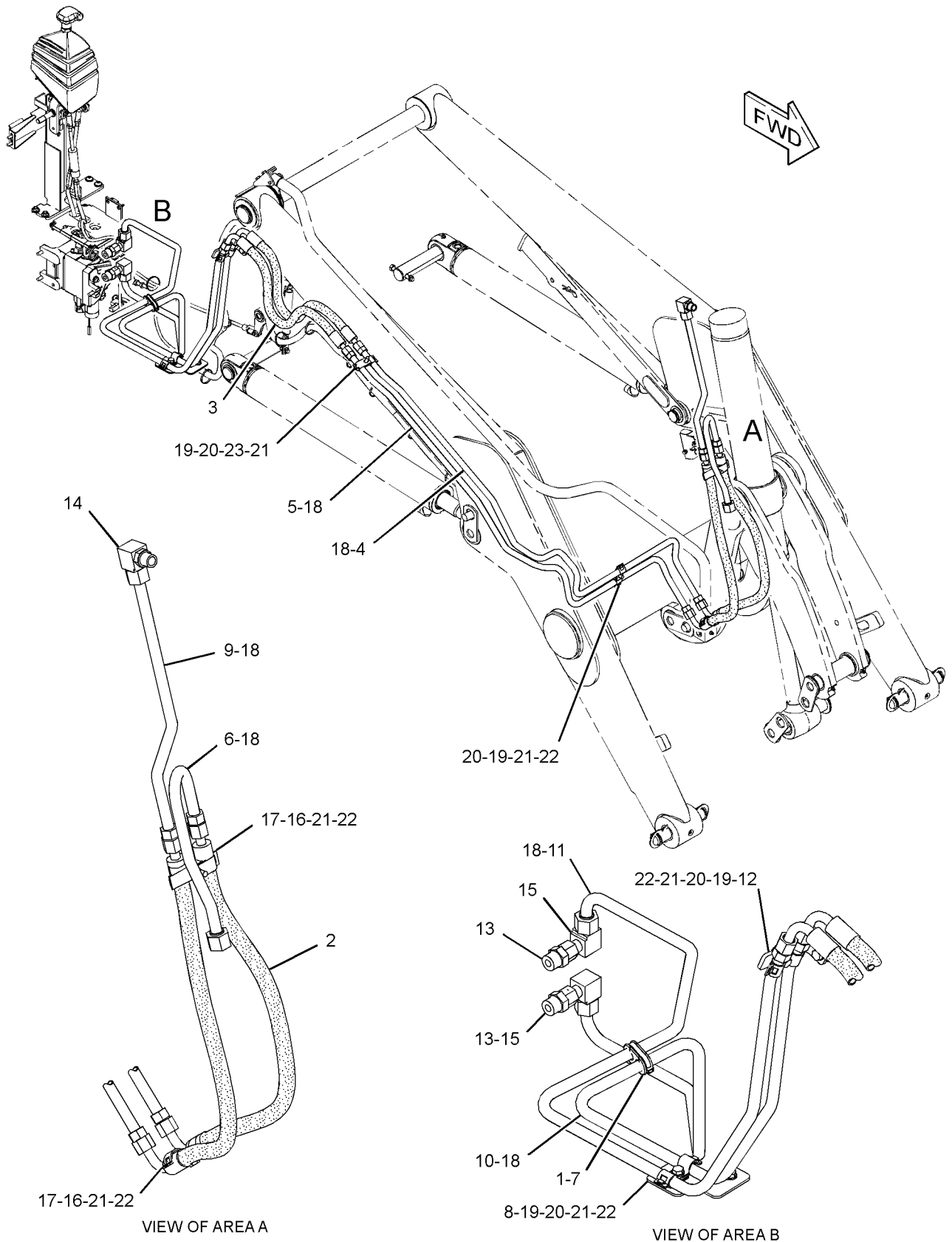
| NOTE | REF NO | GRAPHIC REF | PART NUMBER | QTY | PART NAME | | | | | | SEE PAGE |
|------|--------|-------------|-------------|-----|--------------------------------|---|---|---|---|-------------------|----------|
| | | | | | 1 | 2 | 3 | 4 | 5 | 6 (PRODUCT LEVEL) | |
| | 1 | 1 | 7K-1181 | 1 | STRAP-CABLE | | | | | | |
| I | 2 | 1 | 201-3340 | 2 | HOSE AS | | | | | | |
| I | 3 | 1 | 201-3341 | 2 | HOSE AS | | | | | | |
| | 4 | 1 | 201-3344 | 1 | TUBE AS | | | | | | |
| | 5 | 1 | 201-3345 | 1 | TUBE AS | | | | | | |
| | 6 | 1 | 201-3347 | 1 | TUBE AS | | | | | | |
| | 7 | 1 | 201-4756 | 1 | GROMMET | | | | | | |
| | 8 | 1 | 232-3277 | 1 | BRACKET AS | | | | | | |
| | 9 | 1 | 244-3957 | 1 | TUBE AS | | | | | | |
| | 10 | 1 | 251-1746 | 1 | TUBE AS | | | | | | |
| | 11 | 1 | 252-0096 | 1 | TUBE AS | | | | | | |
| | 12 | 1 | 254-7271 | 1 | PLATE AS | | | | | | |
| | 13 | 1 | 148-8341 | 2 | CONNECTOR AS | | | | | | |
| | | | | | (EACH INCLUDES) | | | | | | |
| | | 1 | 3D-2824 | 1 | SEAL-O-RING | | | | | | |
| | | 1 | 6V-8713 | 1 | CONNECTOR | | | | | | |
| | | 1 | 7J-9108 | 1 | SEAL-O-RING | | | | | | |
| | 14 | 1 | 148-8388 | 1 | ELBOW AS | | | | | | |
| | | 1 | 2M-9780 | 1 | SEAL-O-RING | | | | | | |
| | | 1 | 6V-8629 | 1 | ELBOW | | | | | | |
| | | 1 | 6V-9746 | 1 | SEAL-O-RING | | | | | | |
| | 15 | 1 | 150-3035 | 2 | ELBOW AS | | | | | | |
| | | | | | (EACH INCLUDES) | | | | | | |
| | | 1 | 6V-9746 | 1 | SEAL-O-RING | | | | | | |
| | | 1 | 8T-1718 | 1 | ELBOW | | | | | | |
| | 16 | 1 | 239-4232 | 4 | CLIP (SLOT) | | | | | | |
| | 17 | 1 | 239-4235 | 2 | CLIP (TAB) | | | | | | |
| | 18 | 1 | 7J-9108 | 8 | SEAL-O-RING | | | | | | |
| | 19 | 1 | 8T-1887 | 8 | CLIP (SLOT) | | | | | | |
| | 20 | 1 | 8T-1888 | 8 | CLIP (TAB) | | | | | | |
| | 21 | 1 | 8T-4121 | 8 | WASHER-HARD (11X21X2.5-MM THK) | | | | | | |
| M | 22 | 1 | 8T-4136 | 7 | BOLT (M10X1.5X25-MM) | | | | | | |
| M | 23 | 1 | 8T-4195 | 1 | BOLT (M10X1.5X30-MM) | | | | | | |

I-REFER TO HYDRAULIC INFORMATION SYSTEM
M-METRIC PART

HYDRAULIC SYSTEM

246-5295 LINES GP-TILT CYLINDER (contd.)

i02434018



GRAPHIC #1

<END>

g01231434

HYDRAULIC SYSTEM

269-1059 MANIFOLD GP-CONTROL-OUTLET (CHG -00)

S/N: HLS1-UP

PART OF 266-2556 VALVE GP-BANK 6, 266-2557 VALVE GP-BANK 7, 266-2558 VALVE
GP-BANK 8

AN ATTACHMENT

SMCS-5264

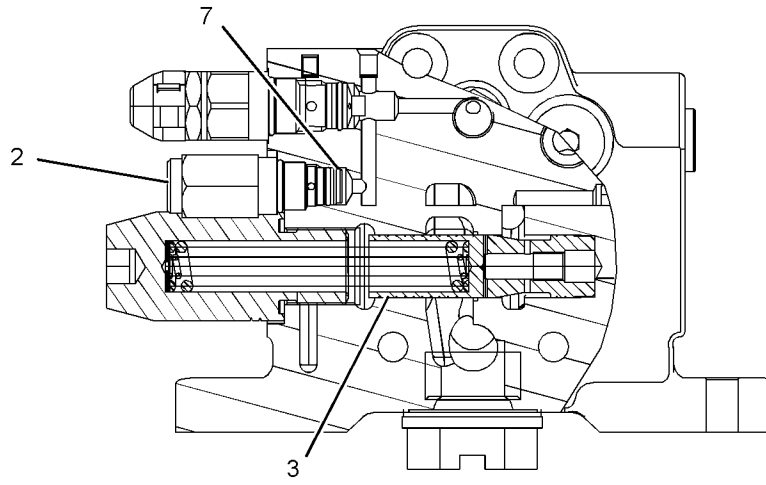
i02447290

| NOTE | REF NO | GRAPHIC REF | PART NUMBER | QTY | PART NAME | | | | | | SEE PAGE |
|------|--------|-------------|-------------|-----|-------------------------|---|---|---|---|-------------------|----------|
| | | | | | 1 | 2 | 3 | 4 | 5 | 6 (PRODUCT LEVEL) | |
| | 1 | 1 | 227-1184 | 1 | VALVE GP-RELIEF | | | | | | |
| | 2 | 1 | 227-1185 | 1 | VALVE GP-FLOW CONTROL | | | | | | |
| | 3 | 1 | 257-0442 | 1 | VALVE-RELIEF (FLUSHING) | | | | | | |
| | | 1 | 099-8232 | 1 | SEAL-O-RING | | | | | | |
| | 4 | 1 | 257-7725 | 1 | PLUG GP-CONTROL VALVE | | | | | | |
| | | 1 | 6F-4855 | 1 | SEAL-O-RING | | | | | | |
| | 5 | 1 | 9S-8005 | 2 | PLUG-O RING | | | | | | |
| | 6 | 1 | 3K-0360 | 2 | SEAL-O-RING | | | | | | |
| | 7 | 1 | 227-1197 | 1 | FILTER (FLOW REGULATOR) | | | | | | |
| | 8 | 1 | 257-0468 | 1 | CAP | | | | | | |

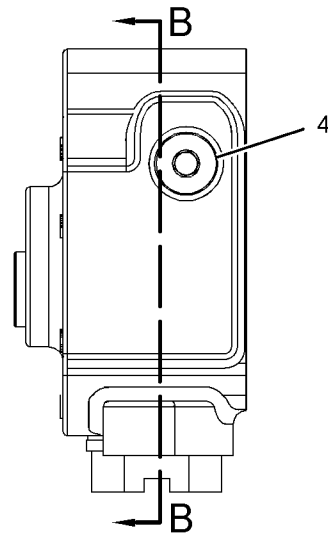
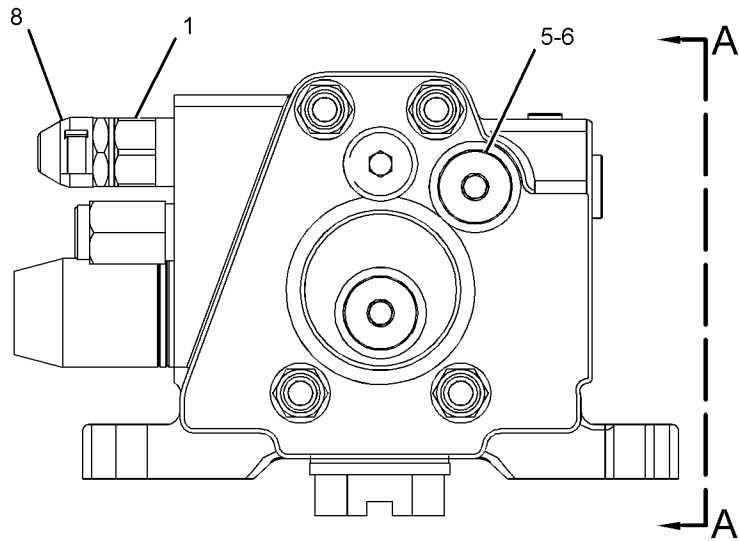
HYDRAULIC SYSTEM

269-1059 MANIFOLD GP-CONTROL (contd.)

i02447290



SECTION B-B



VIEW A-A

GRAPHIC #1

<END>

g01231909

HYDRAULIC SYSTEM

269-1060 MANIFOLD GP-CONTROL-INLET (CHG -00)

S/N: HLS1-UP

PART OF 266-2556 VALVE GP-BANK 6, 266-2557 VALVE GP-BANK 7, 266-2558 VALVE GP-BANK 8

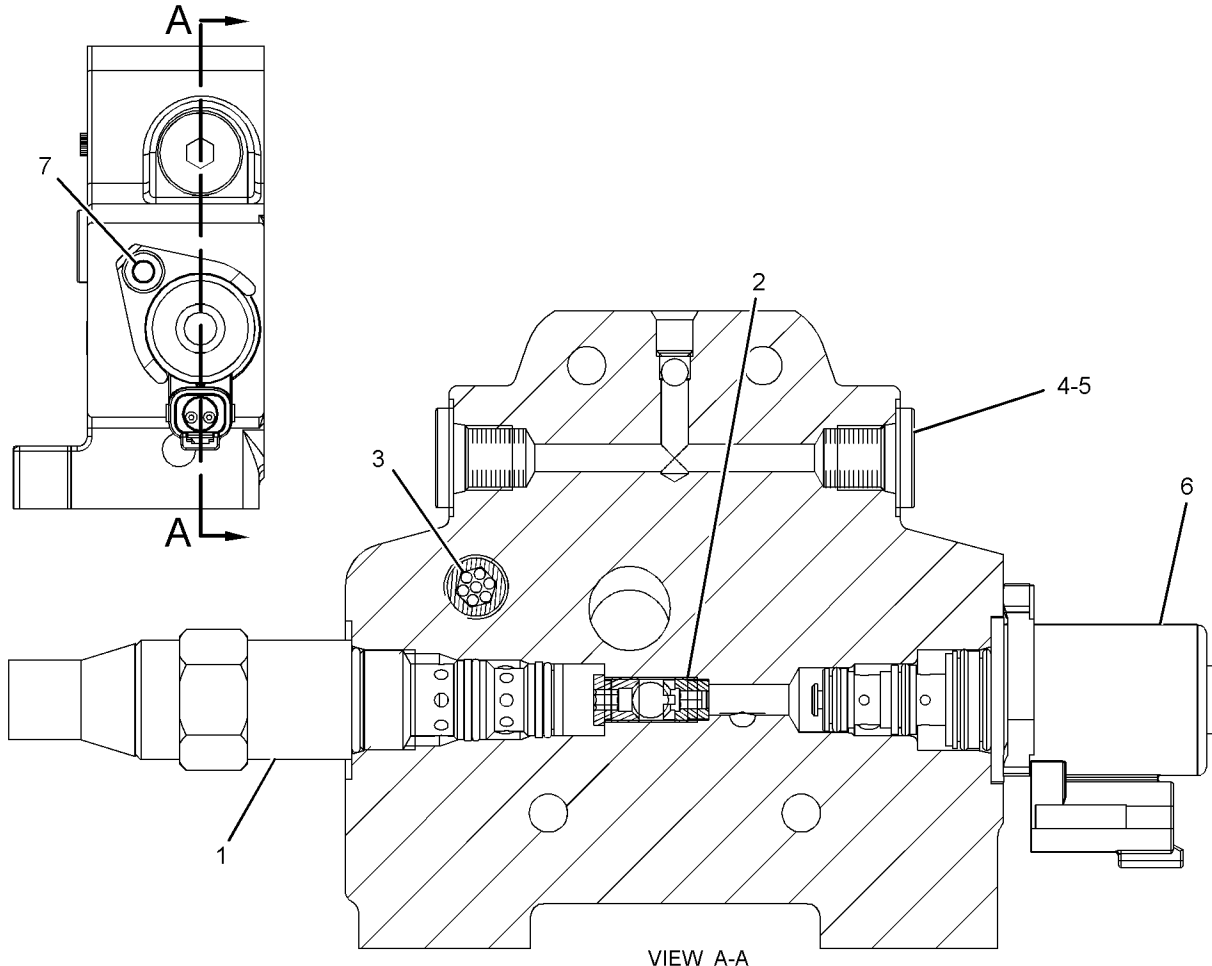
AN ATTACHMENT

SMCS-5264

i02447293

| NOTE | REF NO | GRAPHIC REF | PART NUMBER | QTY | PART NAME | | | | | | SEE PAGE |
|--------------------------|--------|-------------|-----------------|-----|--------------------------------------|---|---|---|---|-------------------|----------|
| | | | | | 1 | 2 | 3 | 4 | 5 | 6 (PRODUCT LEVEL) | |
| J | 1 | 1 | 257-0464 | 1 | VALVE GP-PRESSURE REDUCING | | | | | | |
| | | 1 | 257-0465 | 1 | CAP-PROTECTION | | | | | | |
| | 2 | 1 | 257-0440 | 1 | MANIFOLD GP-CONTROL (INLET) | | | | | | |
| | 3 | 1 | 227-1189 | 1 | SCREEN (PILOT) | | | | | | |
| | 4 | 1 | 9S-8004 | 2 | PLUG | | | | | | |
| | 5 | 1 | 3J-1907 | 2 | SEAL-O-RING | | | | | | |
| L | 6 | 1 | 200-6210 | 1 | VALVE GP-SOLENOID | | | | | | |
| | | 1 | 212-0061 | 1 | FLANGE | | | | | | |
| M | 7 | 1 | 6V-8202 | 1 | BOLT-SOCKET HEAD (M8X1.25X16-MM) | | | | | | |
| AVAILABLE REPAIR KIT(S): | | | | | | | | | | | |
| J | | | 236-5753 | 1 | KIT-SEAL (INCLUDES RINGS & SEALS) | | | | | | |
| L | | | 200-2371 | 1 | KIT-SEAL (INCLUDES SEALS) | | | | | | |

J-KIT MARKED J AVAILABLE FOR PART MARKED J
 L-KIT MARKED L AVAILABLE FOR PART MARKED L
 M-METRIC PART



GRAPHIC #1

<END>

g01220687

HYDRAULIC SYSTEM

269-1080 MANIFOLD GP-CONTROL-INLET (CHG -00, -01)

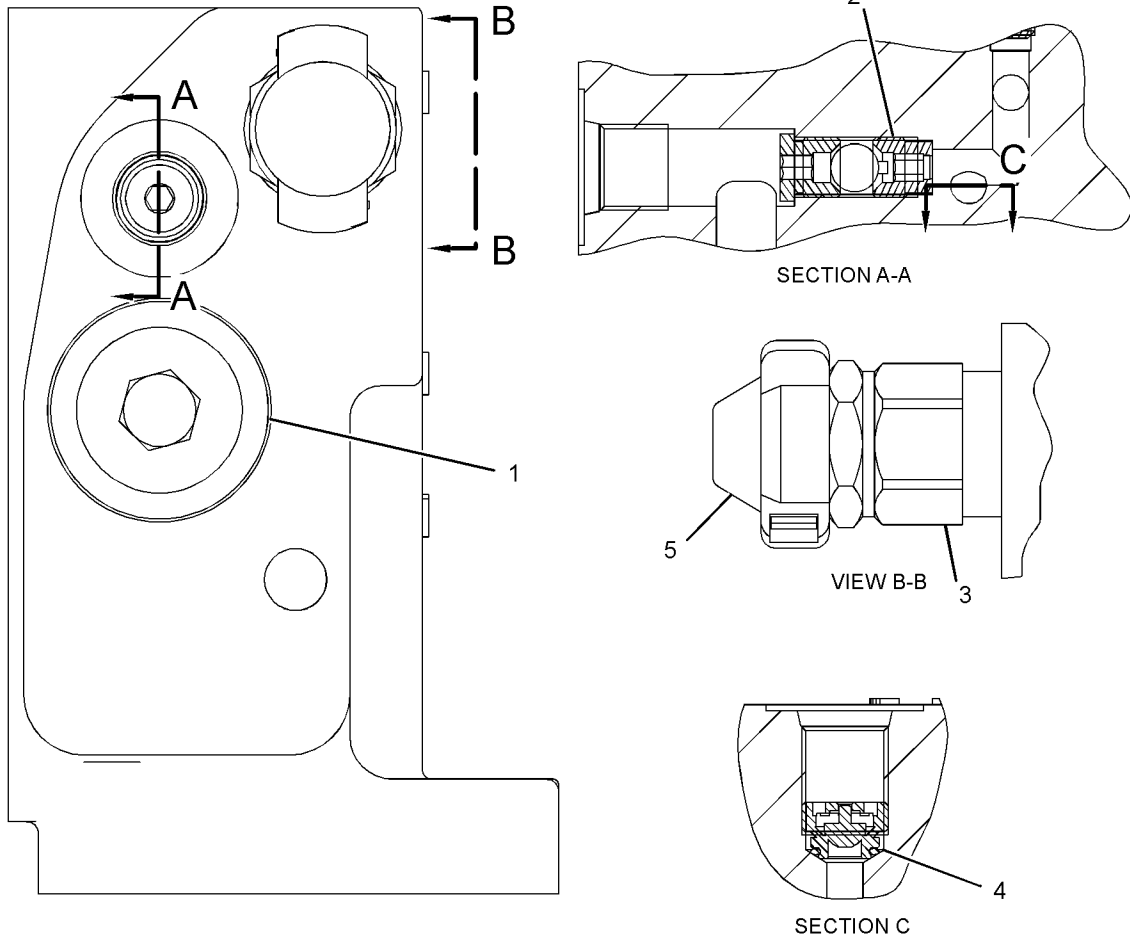
S/N: HLS1-UP

PART OF 266-2552 VALVE GP-BANK 2, 266-2553 VALVE GP-BANK 3
AN ATTACHMENT

SMCS-5264

i02433141

| NOTE | REF NO | GRAPHIC REF | PART NUMBER | QTY | PART NAME | | | | | | SEE PAGE |
|------|--------|-------------|-------------|-----|----------------------------|---|---|---|---|-------------------|----------|
| | | | | | 1 | 2 | 3 | 4 | 5 | 6 (PRODUCT LEVEL) | |
| | 1 | 1 | 227-1194 | 1 | KIT-VALVE (FLOW REGULATOR) | | | | | | |
| | | 1 | 099-8232 | 1 | SEAL-O-RING | | | | | | |
| | | 1 | 227-1193 | 1 | KIT-VALVE (PRIORITY) | | | | | | |
| | 2 | 1 | 227-1192 | 1 | KIT-VALVE (SHUTTLE) | | | | | | |
| | 3 | 1 | 227-1184 | 1 | VALVE GP-RELIEF | | | | | | |
| | 4 | 1 | 257-7721 | 1 | VALVE GP-CHECK | | | | | | |
| | 5 | 1 | 257-0468 | 1 | CAP | | | | | | |



GRAPHIC #1

<END>

g01226131

HYDRAULIC SYSTEM

179-3543 MANIFOLD GP-CONTROL & SOLENOID (CHG -02)

S/N: HLS1-UP

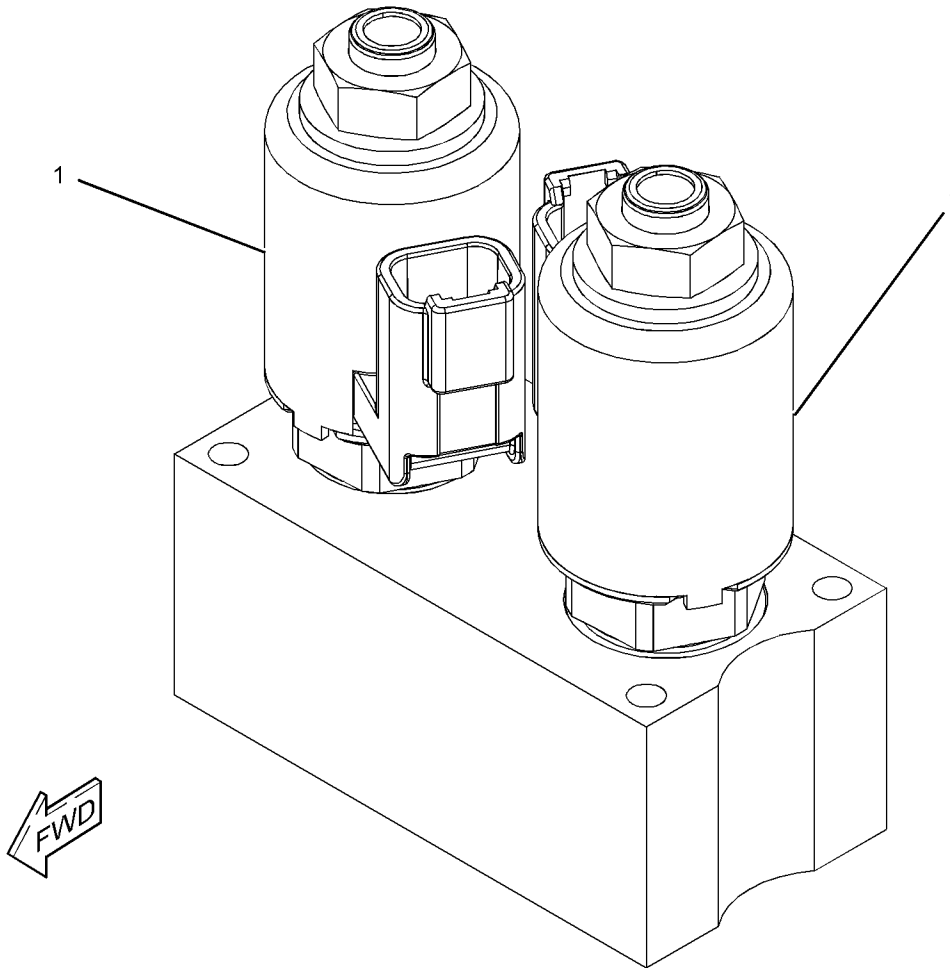
PART OF 269-1066, 269-1067 VALVE GP-CONTROL
AN ATTACHMENT

SMCS-5264, 5479

i02433140

| NOTE | REF NO | GRAPHIC REF | PART NUMBER | QTY | PART NAME | | | | | | SEE PAGE |
|------|--------|-------------|-------------|-----|---------------------------|---|---|---|---|-------------------|----------|
| | | | | | 1 | 2 | 3 | 4 | 5 | 6 (PRODUCT LEVEL) | |
| Y | 1 | 1 | 185-4254 | 2 | VALVE GP-SOLENOID (PILOT) | | | | | | 389 |

Y-SEPARATE ILLUSTRATION



GRAPHIC #1

<END>

g01220715

HYDRAULIC SYSTEM

257-7724 MANIFOLD GP-CONTROL & SOLENOID- BOOM, STICK, PATTERN SWITCH (CHG -00)

S/N: HLS1-UP

PART OF 266-2556 VALVE GP-BANK 6, 266-2557 VALVE GP-BANK 7, 266-2558 VALVE
GP-BANK 8

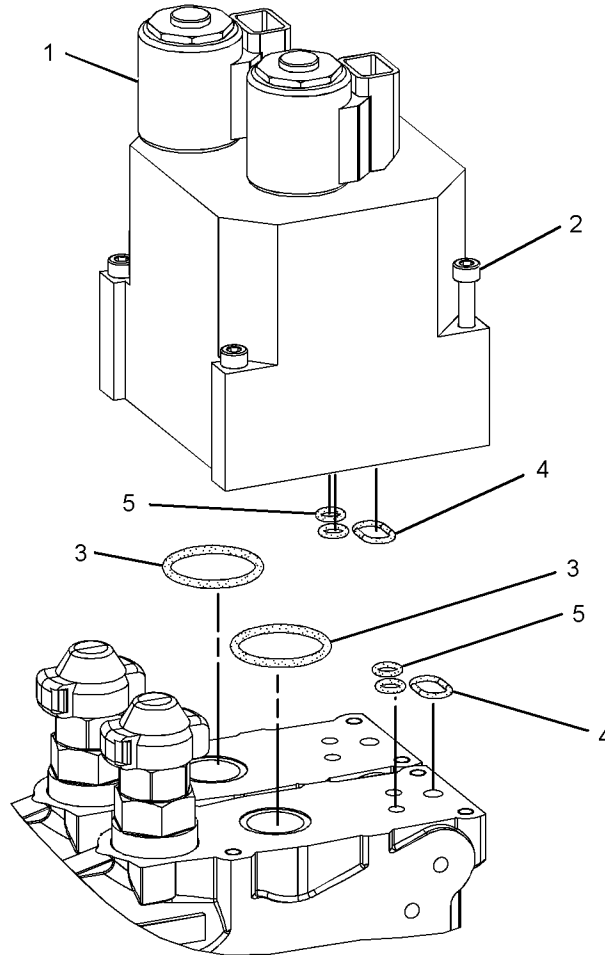
AN ATTACHMENT

SMCS-5264, 5479

i02447288

| NOTE | REF NO | GRAPHIC REF | PART NUMBER | QTY | PART NAME | | | | | | SEE PAGE |
|------|--------|-------------|-------------|-----|-------------------------------------|---|---|---|---|-------------------|----------|
| | | | | | 1 | 2 | 3 | 4 | 5 | 6 (PRODUCT LEVEL) | |
| J | 1 | 1 | 240-6866 | 2 | VALVE GP-SOLENOID | | | | | | |
| | | | | | (EACH INCLUDES) | | | | | | |
| | | 1 | 238-4626 | 1 | COIL AS | | | | | | |
| M | 2 | 1 | 095-0642 | 4 | BOLT-SOCKET HEAD (M5X0.8-THDX50-MM) | | | | | | |
| | 3 | 1 | 3D-2992 | 2 | SEAL | | | | | | |
| | 4 | 1 | 6M-5062 | 2 | SEAL-O-RING | | | | | | |
| | 5 | 1 | 2D-6392 | 4 | SEAL-O-RING | | | | | | |
| | | | | | AVAILABLE REPAIR KIT(S): | | | | | | |
| J | | | 106-3108 | 1 | KIT-SEAL | | | | | | |

J-KIT MARKED J AVAILABLE FOR PART MARKED J
M-METRIC PART



GRAPHIC #1

<END>

g01220700

HYDRAULIC SYSTEM

269-3247 MOUNTING GP-BACKHOE CONTROL (CHG -00, -01)

S/N: HLS1-UP

PART OF 269-2125, 269-2126, 269-2127 CAB AR, 269-2123, 269-2124 CANOPY AR
AN ATTACHMENT

SMCS-5705

i02446495

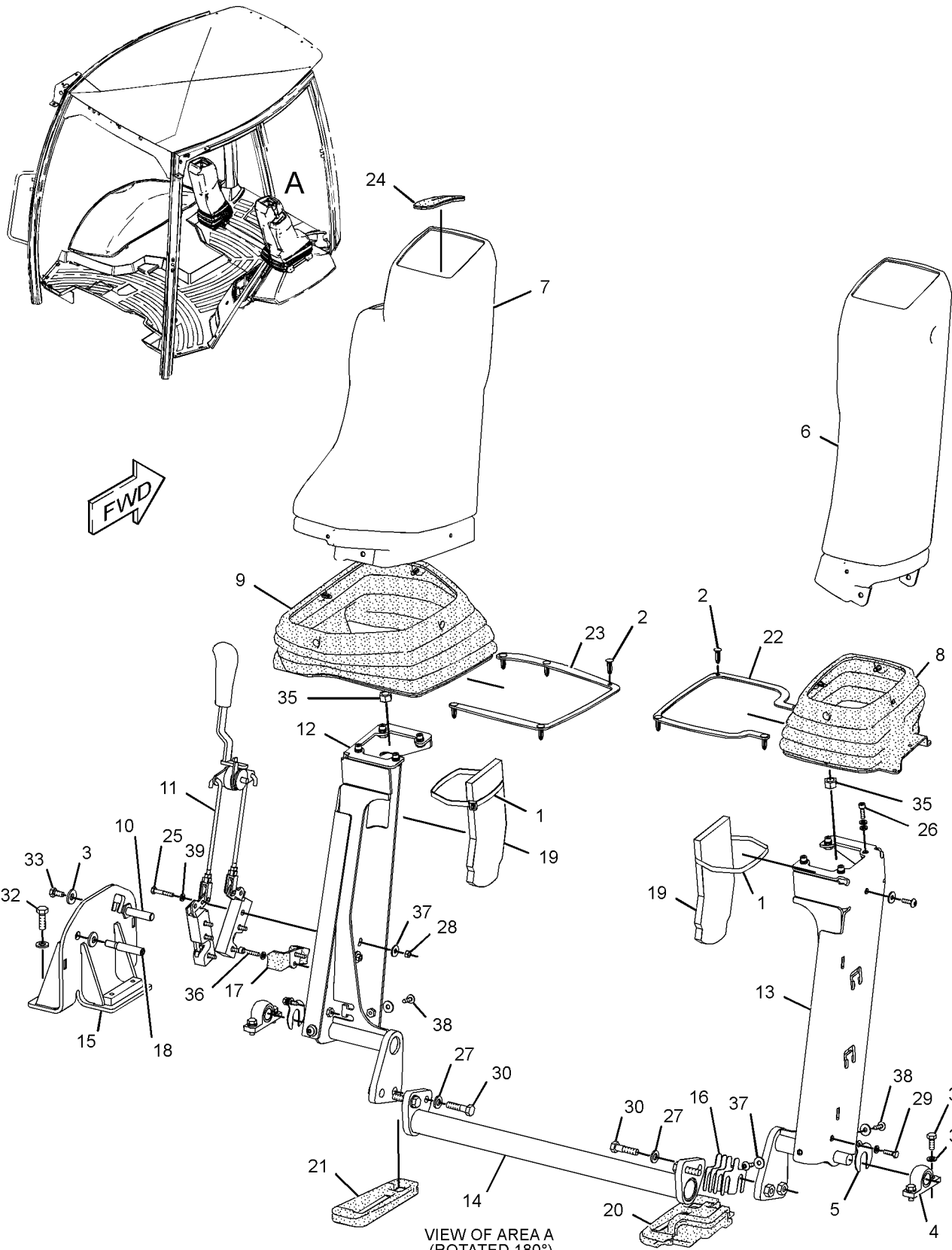
| NOTE | REF NO | GRAPHIC REF | PART NUMBER | QTY | PART NAME | | | | | | SEE PAGE |
|------|--------|-------------|-------------|-----|--------------------------------|---|---|---|---|-------------------|----------|
| | | | | | 1 | 2 | 3 | 4 | 5 | 6 (PRODUCT LEVEL) | |
| | 1 | 1 | 110-8760 | 2 | STRAP | | | | | | |
| | 2 | 1 | 164-1368 | 18 | FASTENER-PANEL | | | | | | |
| | 3 | 1 | 179-2021 | 2 | SPRING | | | | | | |
| | 4 | 1 | 183-4934 | 2 | BEARING-SELF-ALIGNING | | | | | | |
| B | 5 | 1 | 195-7602 | 2 | SHIM (1.6-MM THK) | | | | | | |
| | 6 | 1 | 261-9642 | 1 | COVER-CONSOLE (LH) | | | | | | |
| | 7 | 1 | 261-9643 | 1 | COVER-CONSOLE (RH) | | | | | | |
| | 8 | 1 | 267-5225 | 1 | BOOT | | | | | | |
| | 9 | 1 | 267-5227 | 1 | BOOT | | | | | | |
| | 10 | 1 | 268-5918 | 1 | STRIKER | | | | | | |
| Y | 11 | 1 | 269-3248 | 1 | LATCH GP-CONSOLE | | | | | | 593 |
| | 12 | 1 | 269-3250 | 1 | SUPPORT AS (RH) | | | | | | |
| | 13 | 1 | 269-3254 | 1 | SUPPORT AS (LH) | | | | | | |
| | 14 | 1 | 269-3257 | 1 | TUBE AS | | | | | | |
| | 15 | 1 | 269-3260 | 1 | PLATE AS-MOUNTING | | | | | | |
| B | 16 | 1 | 269-3262 | 4 | SHIM | | | | | | |
| | 17 | 1 | 269-3263 | 1 | BUMPER AS | | | | | | |
| | 18 | 1 | 269-3265 | 1 | STRIKER | | | | | | |
| | 19 | 1 | 270-2794 | 2 | INSULATION | | | | | | |
| | 20 | 1 | 270-5161 | 1 | GASKET | | | | | | |
| | 21 | 1 | 270-5162 | 1 | GASKET | | | | | | |
| | 22 | 1 | 272-7079 | 1 | PLATE | | | | | | |
| | 23 | 1 | 272-7080 | 1 | PLATE | | | | | | |
| | 24 | 1 | 273-1473 | 1 | GROMMET | | | | | | |
| M | 25 | 1 | 7X-2533 | 6 | BOLT (M6X1X35-MM) | | | | | | |
| M | 26 | 1 | 8T-0269 | 8 | BOLT-SOCKET HEAD (M6X1X20-MM) | | | | | | |
| | 27 | 1 | 8T-4121 | 6 | WASHER-HARD (11X21X2.5-MM THK) | | | | | | |
| M | 28 | 1 | 8T-4134 | 6 | NUT (M6X1-THD) | | | | | | |
| M | 29 | 1 | 8T-4138 | 2 | BOLT (M6X1X20-MM) | | | | | | |
| M | 30 | 1 | 8T-4186 | 4 | BOLT (M10X1.5X40-MM) | | | | | | |
| M | 31 | 1 | 8T-4189 | 4 | BOLT (M8X1.25X20-MM) | | | | | | |
| M | 32 | 1 | 8T-4195 | 2 | BOLT (M10X1.5X30-MM) | | | | | | |
| M | 33 | 1 | 8T-4200 | 1 | BOLT (M8X1.25X16-MM) | | | | | | |
| | 34 | 1 | 8T-4224 | 4 | WASHER-HARD (8.8X16X2-MM THK) | | | | | | |
| M | 35 | 1 | 8T-4244 | 2 | NUT (M12X1.75-THD) | | | | | | |
| M | 36 | 1 | 8T-8442 | 2 | BOLT-SOCKET HEAD (M6X1X30-MM) | | | | | | |
| | 37 | 1 | 9X-2038 | 12 | WASHER (7X19X2-MM THK) | | | | | | |
| M | 38 | 1 | 9X-2045 | 6 | SCREW-TRUSS HEAD (M6X1X20-MM) | | | | | | |
| | 39 | 1 | 9X-8256 | 26 | WASHER (6.6X12X2-MM THK) | | | | | | |

B-USE AS REQUIRED
M-METRIC PART
Y-SEPARATE ILLUSTRATION

HYDRAULIC SYSTEM

269-3247 MOUNTING GP-BACKHOE CONTROL (contd.)

i02446495



GRAPHIC #1

<END>

g01215339

HYDRAULIC SYSTEM

245-8765 MOUNTING GP-BANK VALVE (CHG -00 THRU -02)

S/N: HLS1-UP

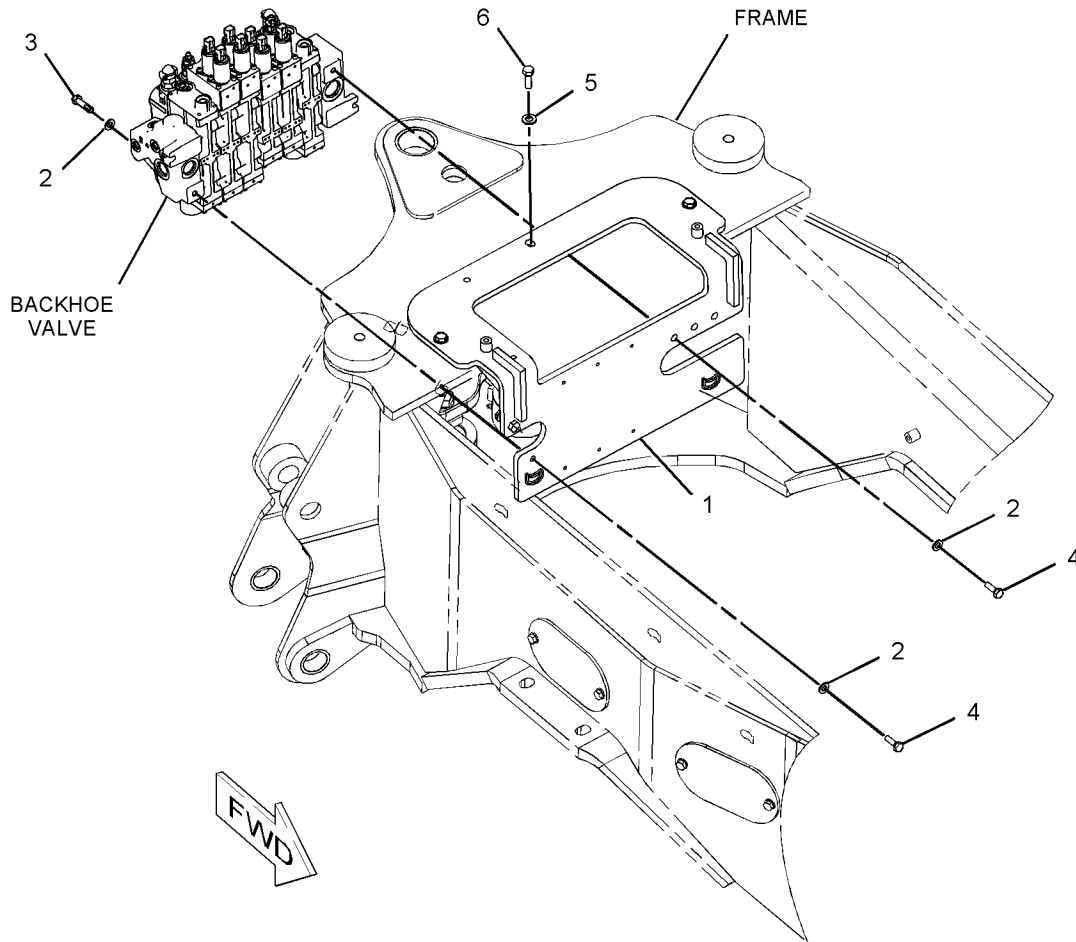
PART OF 269-2146 VALVE AR-BANK 6, 269-2147 VALVE AR-BANK 7, 269-2148 VALVE AR-BANK 8
AN ATTACHMENT

SMCS-5051

i02449641

| NOTE | REF NO | GRAPHIC REF | PART NUMBER | QTY | PART NAME | | | | | | SEE PAGE |
|------|--------|-------------|-------------|-----|----------------------------------|---|---|---|---|-------------------|----------|
| | | | | | 1 | 2 | 3 | 4 | 5 | 6 (PRODUCT LEVEL) | |
| | 1 | 1 | 245-8766 | 1 | BRACKET AS | | | | | | |
| | 2 | 1 | 8T-4121 | 3 | WASHER-HARD (11X21X2.5-MM THK) | | | | | | |
| M | 3 | 1 | 8T-4182 | 2 | BOLT (M10X1.5X45-MM) | | | | | | |
| M | 4 | 1 | 8T-4195 | 1 | BOLT (M10X1.5X30-MM) | | | | | | |
| | 5 | 1 | 8T-4223 | 3 | WASHER-HARD (13.5X25.5X3-MM THK) | | | | | | |
| M | 6 | 1 | 8T-4184 | 3 | BOLT (M12X1.75X45-MM) | | | | | | |

M-METRIC PART



GRAPHIC #1

<END>

g01077768

HYDRAULIC SYSTEM

221-4265 MOUNTING GP-CYLINDER-THUMB (CHG -01 THRU -04)

S/N: HLS1-UP

PART OF 221-4260 THUMB AR
AN ATTACHMENT

SMCS-5102, 6068, 7562

i02445754

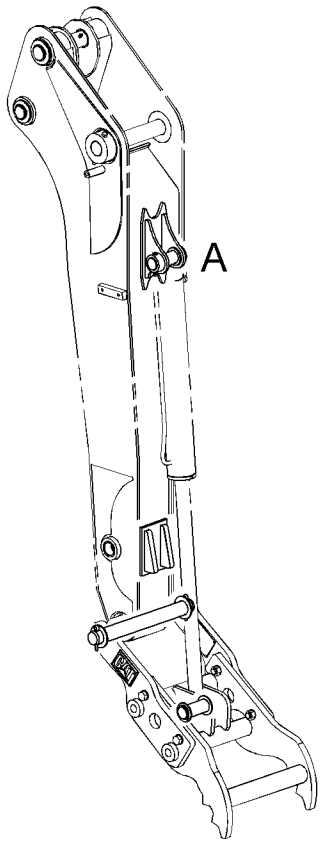
| NOTE | REF NO | GRAPHIC REF | PART NUMBER | QTY | PART NAME | | | | | | SEE PAGE |
|------|--------|-------------|-----------------|-----|-------------------------|---|---|---|---|-------------------|----------|
| | | | | | 1 | 2 | 3 | 4 | 5 | 6 (PRODUCT LEVEL) | |
| | 1 | 1 | 9R-1510 | 8 | WASHER (51X82X4-MM THK) | | | | | | |
| | 2 | 1 | 221-4295 | 1 | PIN | | | | | | |
| | 3 | 1 | 221-4296 | 1 | PIN | | | | | | |
| | 4 | 1 | 221-4297 | 1 | PIN | | | | | | |
| | 5 | 1 | 221-4315 | 1 | STOP AS | | | | | | |
| | 6 | 1 | 221-4316 | 1 | BRACKET AS | | | | | | |
| | 7 | 1 | 3B-5319 | 2 | PIN-COTTER | | | | | | |
| | 8 | 1 | 6V-3213 | 2 | RING-RETAINING | | | | | | |
| M | 9 | 1 | 6V-9189 | 1 | LOCKNUT (M8X1.25-THD) | | | | | | |
| M | 10 | 1 | 8T-3647 | 1 | BOLT (M8X1.25X80-MM) | | | | | | |
| | 11 | 1 | 9R-0158 | 2 | WASHER (46X69X3-MM THK) | | | | | | |

M-METRIC PART

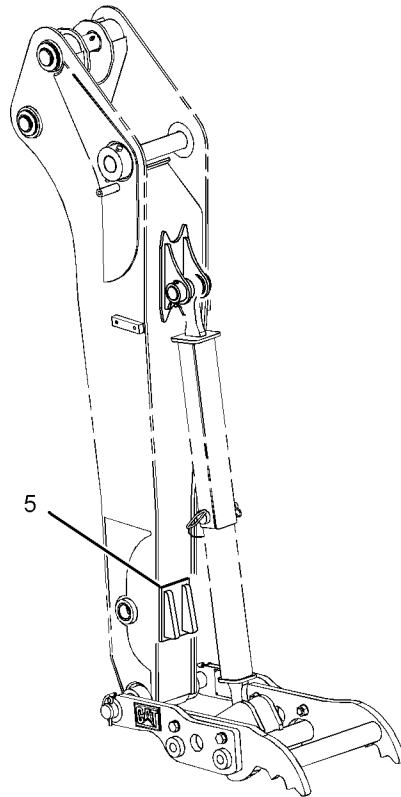
HYDRAULIC SYSTEM

221-4265 MOUNTING GP-CYLINDER (contd.)

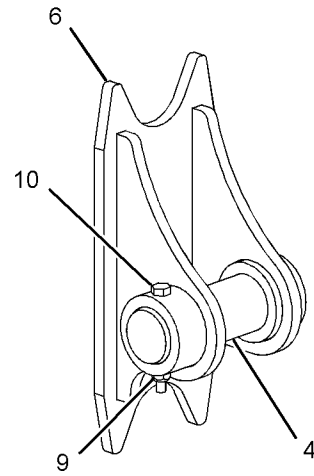
i02445754



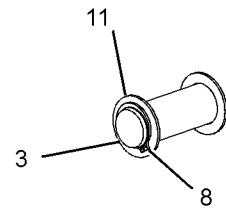
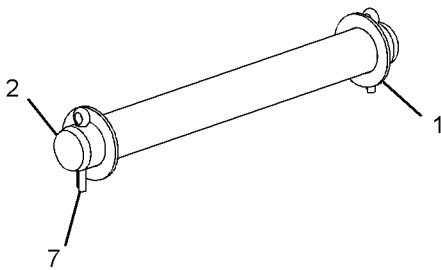
HYDRAULIC CYLINDER
STANDARD STICK



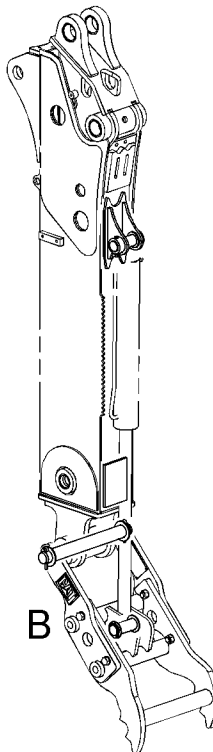
ADJUSTABLE LINK
STANDARD STICK



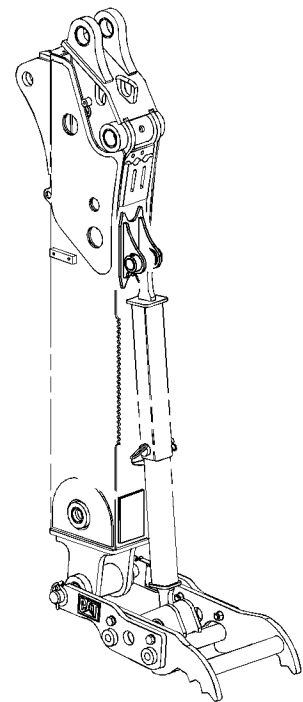
VIEW OF AREA A



VIEW OF AREA B



HYDRAULIC CYLINDER
EXTENDABLE STICK



ADJUSTABLE LINK
EXTENDABLE STICK

GRAPHIC #1

<END>

g01224751

HYDRAULIC SYSTEM

263-8577 MOUNTING GP-CYLINDER-THUMB (CHG -01)

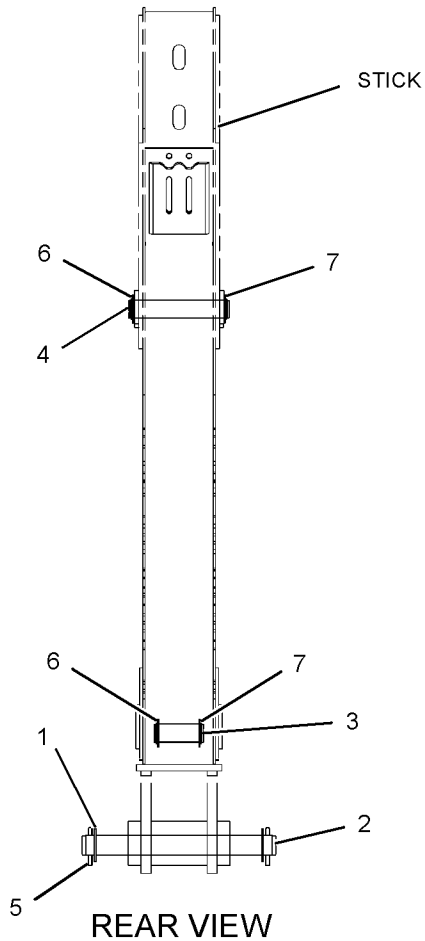
S/N: HLS1-UP

PART OF 271-3023 THUMB GP
AN ATTACHMENT

SMCS-5102, 6068, 7562

i02449273

| NOTE | REF NO | GRAPHIC REF | PART NUMBER | QTY | PART NAME | | | | | | SEE PAGE |
|------|--------|-------------|-------------|-----|-------------------------|---|---|---|---|-------------------|----------|
| | | | | | 1 | 2 | 3 | 4 | 5 | 6 (PRODUCT LEVEL) | |
| | 1 | 1 | 9R-1510 | 8 | WASHER (51X82X4-MM THK) | | | | | | |
| | 2 | 1 | 221-4295 | 1 | PIN | | | | | | |
| | 3 | 1 | 221-4296 | 1 | PIN | | | | | | |
| | 4 | 1 | 270-3410 | 1 | PIN | | | | | | |
| | 5 | 1 | 3B-5319 | 2 | PIN-COTTER | | | | | | |
| | 6 | 1 | 6V-3213 | 4 | RING-RETAINING | | | | | | |
| | 7 | 1 | 9R-0158 | 4 | WASHER (46X69X3-MM THK) | | | | | | |



GRAPHIC #1

<END>

g01233876

HYDRAULIC SYSTEM

246-9309 MOUNTING GP-LINES-BACKHOE (CHG -01 THRU -03)

S/N: HLS1-UP

PART OF 214-2553, 214-3758 BACKHOE AR-EXTENDABLE STICK, 214-2550, 214-3755
BACKHOE AR-STANDARD STICK
AN ATTACHMENT

SMCS-5057, 5456

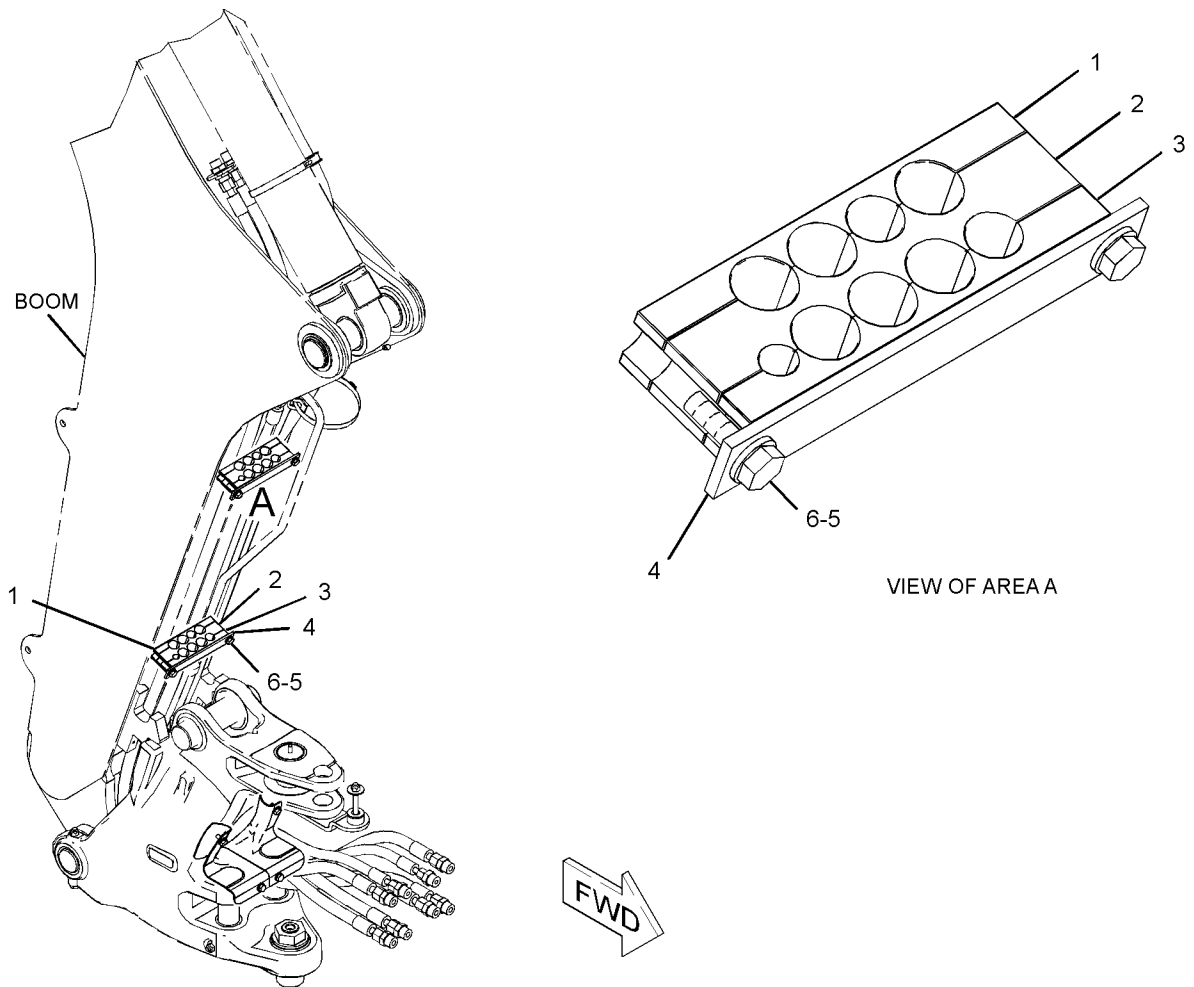
i02378922

| NOTE | REF NO | GRAPHIC REF | PART NUMBER | QTY | PART NAME | | | | | | SEE PAGE |
|---------------|--------|-------------|-------------|-----|--------------------------------|---|---|---|---|-------------------|----------|
| | | | | | 1 | 2 | 3 | 4 | 5 | 6 (PRODUCT LEVEL) | |
| | 1 | 1 | 248-4274 | 2 | BLOCK | | | | | | |
| | 2 | 1 | 248-4275 | 2 | BLOCK | | | | | | |
| | 3 | 1 | 248-4276 | 2 | BLOCK | | | | | | |
| | 4 | 1 | 248-4277 | 2 | PLATE | | | | | | |
| | 5 | 1 | 8T-4121 | 4 | WASHER-HARD (11X21X2.5-MM THK) | | | | | | |
| M | 6 | 1 | 8T-4196 | 4 | BOLT (M10X1.5X35-MM) | | | | | | |
| M-METRIC PART | | | | | | | | | | | |

HYDRAULIC SYSTEM

246-9309 MOUNTING GP-LINES (contd.)

i02378922



GRAPHIC #1

<END>

g01190731

HYDRAULIC SYSTEM

267-2755 PUMP GP-PISTON (CHG -01, -02)

S/N: HLS1-UP

PART OF 268-6455 HYDRAULIC AR

SMCS-5070

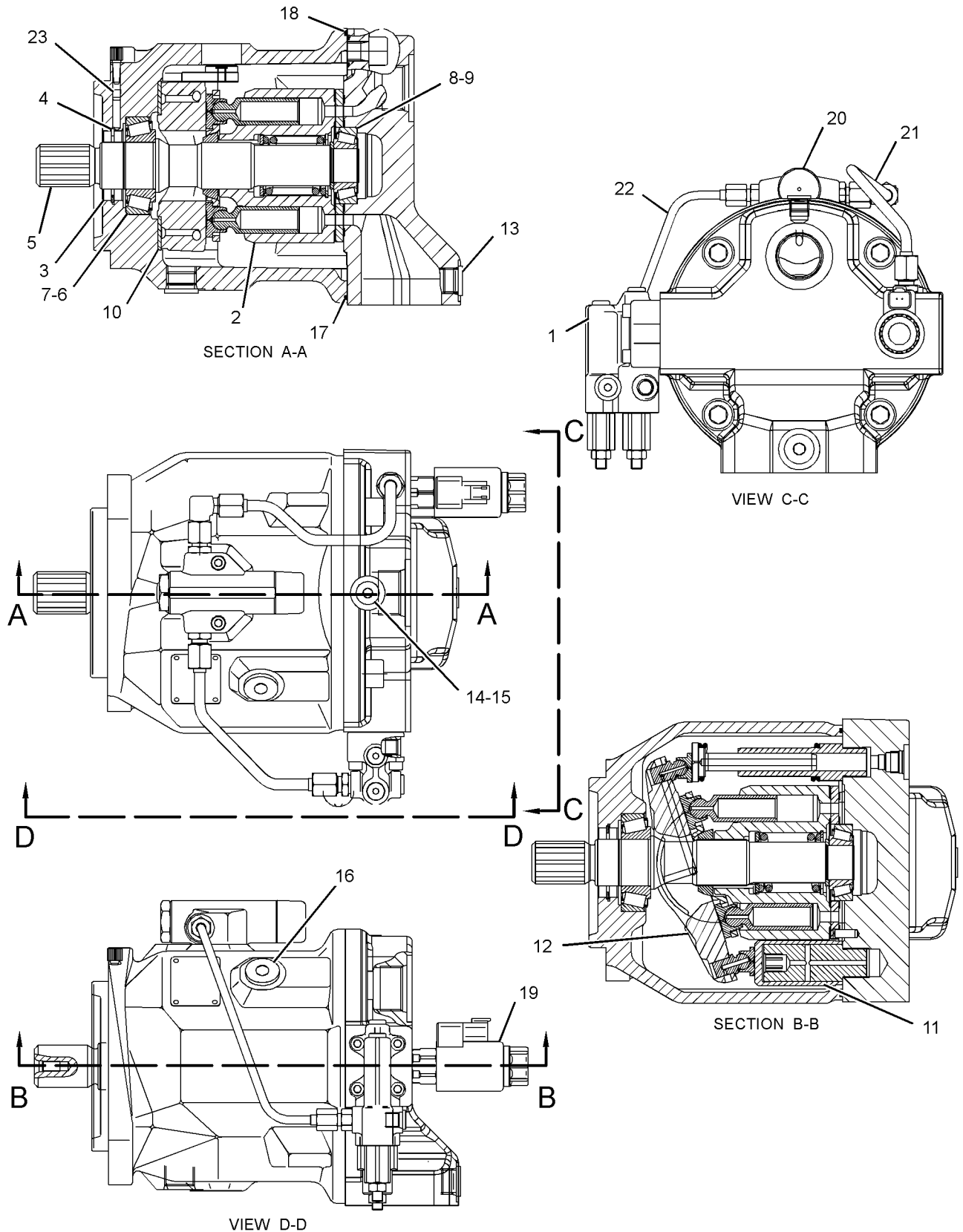
i02433860

| NOTE | REF NO | GRAPHIC REF | PART NUMBER | QTY | PART NAME | | | | | | SEE PAGE |
|-------------------------|--------|-------------|-------------|-----|---|---|---|---|---|-------------------|----------|
| | | | | | 1 | 2 | 3 | 4 | 5 | 6 (PRODUCT LEVEL) | |
| | 1 | 1 | 280-7869 | 1 | VALVE GP-PUMP CONTROL (PRESSURE, FLOW COMPENSATOR) | | | | | | |
| Y | 2 | 1 | 120-5726 | 1 | ROTATING GP-PUMP | | | | | | 358 |
| | 3 | 1 | 6E-4004 | 2 | SEAL-SHAFT | | | | | | |
| | 4 | 1 | 180-6213 | 1 | RING-RETAINING | | | | | | |
| | 5 | 1 | 162-1604 | 1 | SHAFT-DRIVE | | | | | | |
| | 6 | 1 | 3B-5790 | 1 | CUP-BEARING | | | | | | |
| | 7 | 1 | 6V-2323 | 1 | CONE-BEARING | | | | | | |
| | 8 | 1 | 1P-6872 | 1 | CUP-BEARING | | | | | | |
| | 9 | 1 | 8C-7110 | 1 | CONE-BEARING | | | | | | |
| | 10 | 1 | 6E-4003 | 2 | BEARING | | | | | | |
| | 11 | 1 | 262-0347 | 1 | KIT-PUMP (INCLUDES PISTONS, GUIDES & SPRING) | | | | | | |
| | 12 | 1 | 173-0639 | 1 | SWASHPLATE AS | | | | | | |
| | 13 | 1 | 033-6028 | 1 | SEAL-O-RING | | | | | | |
| | 14 | 1 | 153-4906 | 1 | SEAL-O-RING | | | | | | |
| | 15 | 1 | 9S-8004 | 1 | PLUG | | | | | | |
| | 16 | 1 | 2M-9780 | 1 | SEAL-O-RING | | | | | | |
| | 17 | 1 | 3E-6770 | 1 | SEAL-O-RING | | | | | | |
| | 18 | 1 | 3E-6769 | 4 | SEAL-O-RING | | | | | | |
| | 19 | 1 | 263-5516 | 1 | VALVE GP-SOLENOID | | | | | | |
| | | 1 | 217-3875 | 1 | SEAL-O-RING | | | | | | |
| | | 1 | 247-7054 | 1 | NUT | | | | | | |
| | | 1 | 251-2429 | 1 | KIT-SEAL (VIBRATORY VALVE) (INCLUDES SEALS) | | | | | | |
| | | 1 | 282-6944 | 1 | COIL AS | | | | | | |
| Y | 20 | 1 | 280-7871 | 1 | VALVE GP-PUMP CONTROL (POWER COMPENSATOR) | | | | | | 388 |
| | 21 | 1 | 280-7868 | 1 | TUBE AS | | | | | | |
| | 22 | 1 | 280-7872 | 1 | TUBE AS | | | | | | |
| | 23 | 1 | 173-0641 | 1 | PLUG-FILTER | | | | | | |
| Y-SEPARATE ILLUSTRATION | | | | | | | | | | | |

HYDRAULIC SYSTEM

267-2755 PUMP GP-PISTON (contd.)

i02433860



GRAPHIC #1

<END>

g01231817

HYDRAULIC SYSTEM

120-5726 ROTATING GP-PUMP (CHG -00)

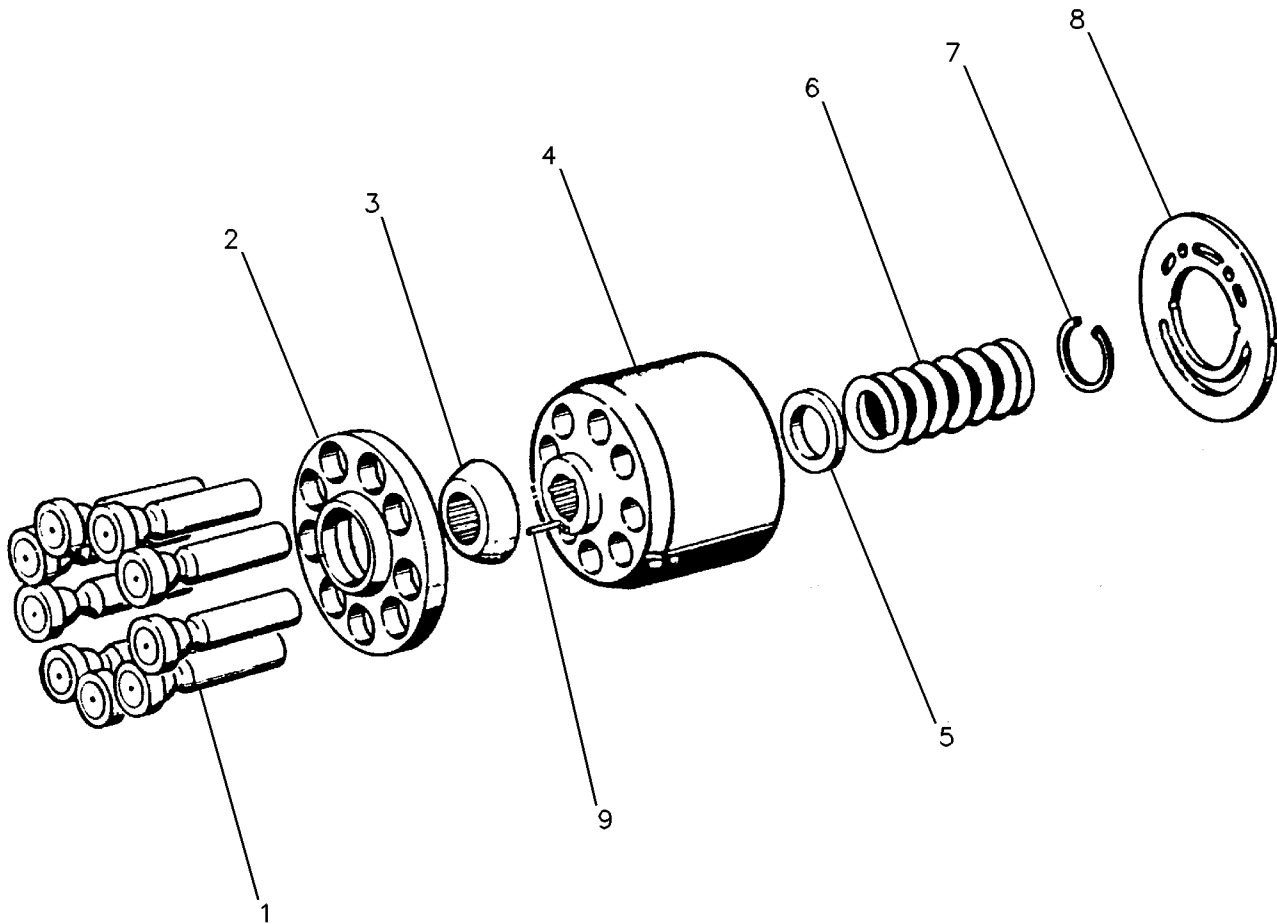
S/N: HLS1-UP

PART OF 267-2755 PUMP GP-PISTON

SMCS-5070

i00733625

| NOTE | REF NO | GRAPHIC REF | PART NUMBER | QTY | PART NAME | | | | | | SEE PAGE |
|------|--------|-------------|-------------|-----|------------------|---|---|---|---|-------------------|----------|
| | | | | | 1 | 2 | 3 | 4 | 5 | 6 (PRODUCT LEVEL) | |
| | 1 | 1 | 6E-6151 | 9 | PISTON AS | | | | | | |
| | 2 | 1 | 6E-6154 | 1 | PLATE-RETRACTION | | | | | | |
| | 3 | 1 | 6E-6155 | 1 | BEARING | | | | | | |
| | 4 | 1 | 6E-4007 | 1 | BARREL | | | | | | |
| | 5 | 1 | 6E-3341 | 1 | SEAT-SPRING | | | | | | |
| | 6 | 1 | 6E-4009 | 1 | SPRING | | | | | | |
| | 7 | 1 | 6E-6158 | 1 | RING | | | | | | |
| | 8 | 1 | 120-5724 | 1 | PLATE-VALVE | | | | | | |
| | 9 | 1 | 6E-6157 | 3 | PIN | | | | | | |



GRAPHIC #1

<END>

g00119332

HYDRAULIC SYSTEM

128-5596 SHAFT GP-PUMP DRIVE (CHG -02, -03)

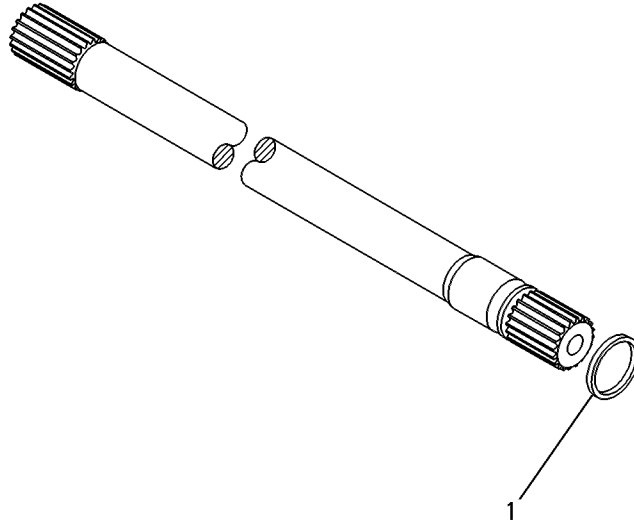
S/N: HLS1-UP

PART OF 112-1826 DRIVE & MTG GP-PUMP
AN ATTACHMENT

SMCS-3108

i00512642

| NOTE | REF NO | GRAPHIC REF | PART NUMBER | QTY | PART NAME | | | | | | SEE PAGE |
|------|--------|-------------|-------------|-----|----------------|---|---|---|---|-------------------|----------|
| | | | | | 1 | 2 | 3 | 4 | 5 | 6 (PRODUCT LEVEL) | |
| | 1 | 1 | 130-8150 | 1 | RING-RETAINING | | | | | | |



GRAPHIC #1

<END>

g00131851

HYDRAULIC SYSTEM

245-8777 TANK & MTG GP-HYDRAULIC

(CHG -00 THRU -02, 245-8778-01)

S/N: HLS1-UP

PART OF 268-6455 HYDRAULIC AR

SMCS-5056

i02485602

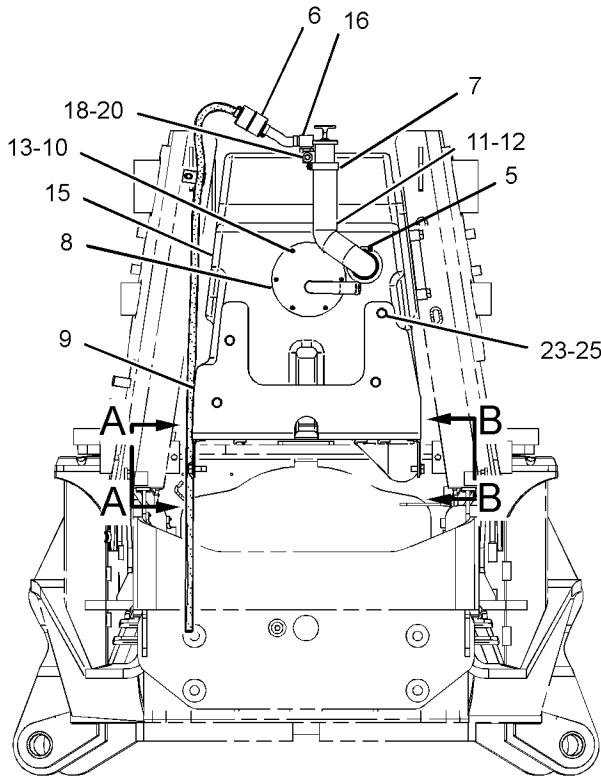
| NOTE | REF NO | GRAPHIC REF | PART NUMBER | QTY | PART NAME | | | | | | SEE PAGE |
|------|--------|-------------|-------------|-----|----------------------------------|---|---|---|---|-------------------|----------|
| | | | | | 1 | 2 | 3 | 4 | 5 | 6 (PRODUCT LEVEL) | |
| | 1 | 1 | 1P-4278 | 1 | CLAMP-HOSE | | | | | | |
| | 2 | 1 | 5D-1026 | 2 | CLAMP-HOSE | | | | | | |
| E | 3 | 1 | 5P-1442 | | HOSE (124-CM) | | | | | | |
| E | 4 | 1 | 5P-1505 | | HOSE (8-CM) | | | | | | |
| | 5 | 1 | 9M-0164 | 1 | CLAMP-HOSE | | | | | | |
| | 6 | 1 | 9R-9925 | 1 | FILTER-BREATHER (HYDRAULIC TANK) | | | | | | |
| | 7 | 1 | 127-4471 | 1 | CLAMP-HOSE | | | | | | |
| | 8 | 1 | 132-3056 | 1 | SEAL-O-RING | | | | | | |
| | 9 | 1 | 210-7773 | 1 | BRACKET AS | | | | | | |
| | 10 | 1 | 222-4067 | 6 | BOLT-SOCKET HEAD (M5X0.8X14-MM) | | | | | | |
| | 11 | 1 | 234-6927 | 1 | HOSE | | | | | | |
| | 12 | 1 | 234-8815 | 1 | TUBE AS | | | | | | |
| | 13 | 1 | 235-5843 | 1 | DIFFUSER AS | | | | | | |
| | 14 | 1 | 237-3797 | 1 | CAP-FILL (HYDRAULIC OIL) | | | | | | |
| | 15 | 1 | 245-8778 | 1 | TANK GP-HYDRAULIC | | | | | | |
| | | 1 | 253-8295 | 1 | GAUGE-SIGHT | | | | | | |
| | 16 | 1 | 150-3026 | 1 | ELBOW AS | | | | | | |
| | | 1 | 3K-0360 | 1 | SEAL-O-RING | | | | | | |
| | | 1 | 6V-4292 | 1 | ELBOW | | | | | | |
| | 17 | 1 | 6D-3479 | 1 | CLIP | | | | | | |
| | 18 | 1 | 8T-4121 | 2 | WASHER-HARD (11X21X2.5-MM THK) | | | | | | |
| M | 19 | 1 | 8T-4137 | 1 | BOLT (M10X1.5X20-MM) | | | | | | |
| M | 20 | 1 | 8T-4138 | 1 | BOLT (M6X1X20-MM) | | | | | | |
| M | 21 | 1 | 8T-4139 | 1 | BOLT (M12X1.75X30-MM) | | | | | | |
| M | 22 | 1 | 8T-4179 | 3 | BOLT (M12X1.75X20-MM) | | | | | | |
| M | 23 | 1 | 8T-4191 | 4 | BOLT (M10X1.5X16-MM) | | | | | | |
| | 24 | 1 | 8T-4223 | 4 | WASHER-HARD (13.5X25.5X3-MM THK) | | | | | | |
| | 25 | 1 | 7X-7729 | 4 | WASHER (11X25X3-MM THK) | | | | | | |

E-ORDER BY THE CENTIMETER
M-METRIC PART

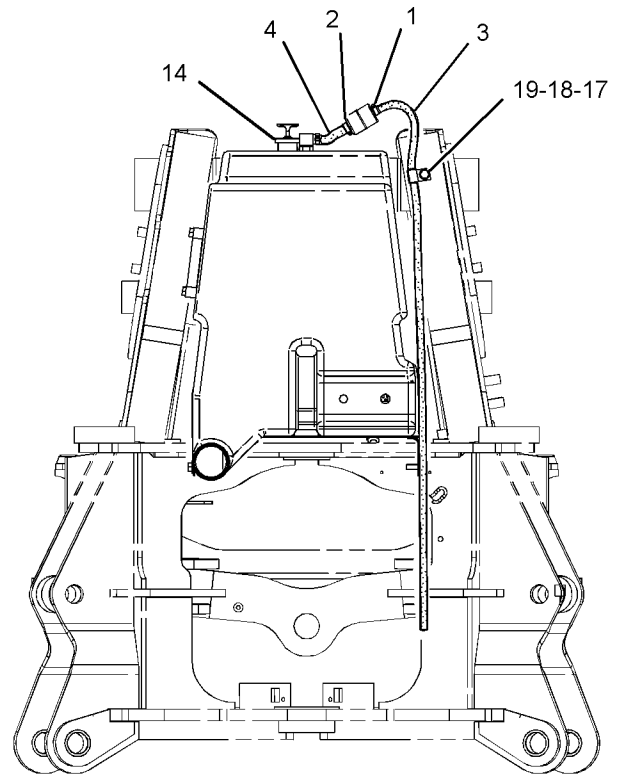
HYDRAULIC SYSTEM

245-8777 TANK & MTG GP-HYDRAULIC (contd.)

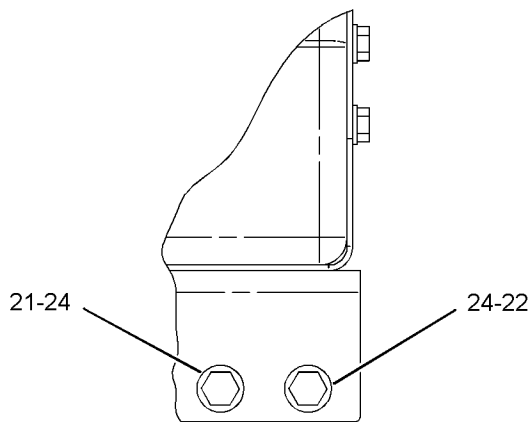
i02485602



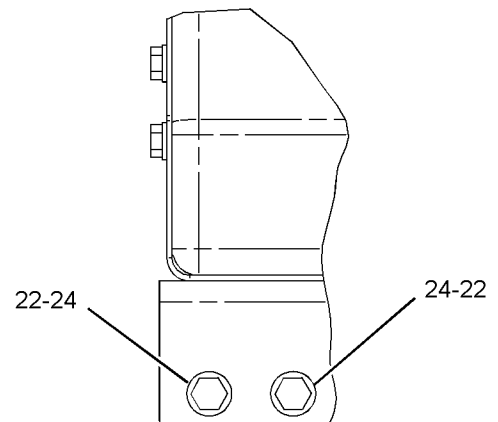
FRONT VIEW



REAR VIEW



VIEW A-A



VIEW B-B

GRAPHIC #1

<END>

g01183608

HYDRAULIC SYSTEM

267-2770 VALVE & LINES GP-PILOT (CHG -01 THRU -03)

S/N: HLS1-UP

PART OF 268-6455 HYDRAULIC AR

SMCS-5057, 5059

i02363669

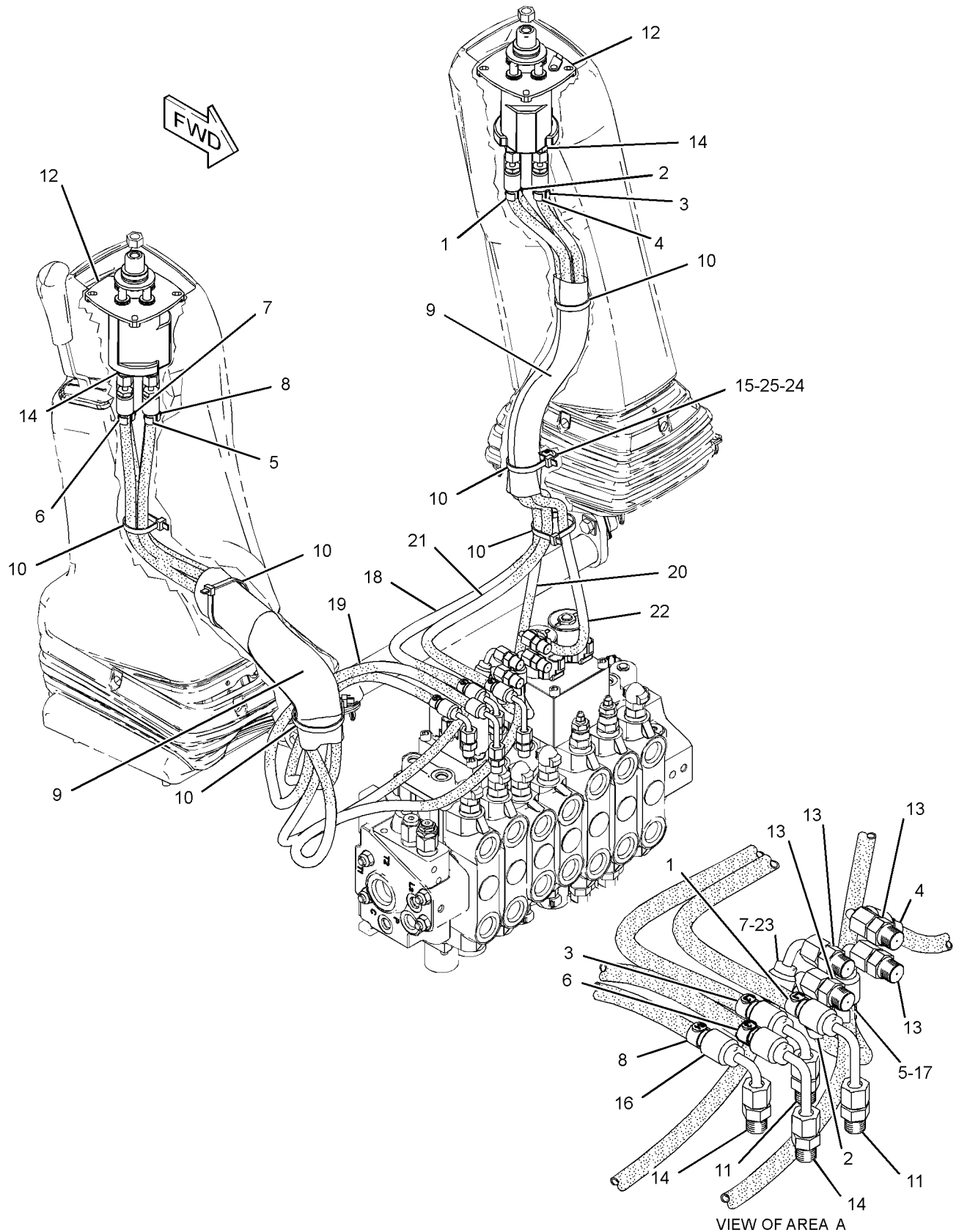
| NOTE | REF NO | GRAPHIC REF | PART NUMBER | QTY | PART NAME | | | | | | SEE PAGE |
|------|--------|-------------|-------------|-----|-------------------------------|---|---|---|---|-------------------|----------|
| | | | | | 1 | 2 | 3 | 4 | 5 | 6 (PRODUCT LEVEL) | |
| | 1 | 1 | 4I-9521 | 2 | MARKER (RED, L1) | | | | | | |
| | 2 | 1 | 4I-9522 | 2 | MARKER (YELLOW, L2) | | | | | | |
| | 3 | 1 | 4I-9523 | 2 | MARKER (BLUE, L3) | | | | | | |
| | 4 | 1 | 4I-9524 | 2 | MARKER (BROWN, L4) | | | | | | |
| | 5 | 1 | 4I-9525 | 2 | MARKER (ORANGE, R1) | | | | | | |
| | 6 | 1 | 4I-9526 | 2 | MARKER (WHITE, R2) | | | | | | |
| | 7 | 1 | 4I-9527 | 2 | MARKER (GREEN, R3) | | | | | | |
| | 8 | 1 | 4I-9528 | 2 | MARKER (PURPLE, R4) | | | | | | |
| G | 9 | 1 | 160-2248 | | SLEEVE-ABRASION (16-IN EACH) | | | | | | |
| | 10 | 1 | 7K-1181 | 6 | STRAP-CABLE | | | | | | |
| | 11 | 1 | 200-3947 | 2 | ADAPTER AS | | | | | | |
| | | | | | (EACH INCLUDES) | | | | | | |
| | | 1 | 3J-1907 | 1 | SEAL-O-RING | | | | | | |
| | | 1 | 4J-5477 | 1 | SEAL-O-RING | | | | | | |
| | | 1 | 200-3946 | 1 | ADAPTER | | | | | | |
| | 12 | 1 | 267-2758 | 2 | VALVE GP-PILOT | | | | | | |
| | 13 | 1 | 268-1559 | 4 | ADAPTER AS | | | | | | |
| | | | | | (EACH INCLUDES) | | | | | | |
| | | 1 | 3J-1907 | 1 | SEAL-O-RING | | | | | | |
| | | 1 | 4J-5477 | 1 | SEAL-O-RING | | | | | | |
| | | 1 | 209-0939 | 1 | ADAPTER | | | | | | |
| | 14 | 1 | 148-8325 | 10 | CONNECTOR AS | | | | | | |
| | | | | | (EACH INCLUDES) | | | | | | |
| | | 1 | 3J-1907 | 1 | SEAL-O-RING | | | | | | |
| | | 1 | 4J-5477 | 1 | SEAL-O-RING | | | | | | |
| | | 1 | 6V-8641 | 1 | CONNECTOR | | | | | | |
| | 15 | 1 | 156-6175 | 1 | CLIP | | | | | | |
| | 16 | 1 | 210-0074 | 1 | HOSE AS | | | | | | |
| | 17 | 1 | 243-6523 | 1 | HOSE AS | | | | | | |
| | 18 | 1 | 257-5605 | 1 | HOSE AS | | | | | | |
| | 19 | 1 | 257-5606 | 1 | HOSE AS | | | | | | |
| | 20 | 1 | 257-5607 | 1 | HOSE AS | | | | | | |
| | 21 | 1 | 257-5608 | 1 | HOSE AS | | | | | | |
| I | 22 | 1 | 268-0099 | 1 | HOSE AS | | | | | | |
| | 23 | 1 | 268-0109 | 1 | HOSE AS | | | | | | |
| | 24 | 1 | 9X-2038 | 1 | WASHER (7X19X2-MM THK) | | | | | | |
| M | 25 | 1 | 9X-2043 | 1 | SCREW-TRUSS HEAD (M6X1X14-MM) | | | | | | |

G-ORDER BY THE INCH
 I-REFER TO HYDRAULIC INFORMATION SYSTEM
 M-METRIC PART

HYDRAULIC SYSTEM

267-2770 VALVE & LINES GP-PILOT (contd.)

i02363669



GRAPHIC #1

<END>

g01230701

HYDRAULIC SYSTEM

269-2144 VALVE AR-BANK 2 (CHG -00, -01)

S/N: HLS1-UP
AN ATTACHMENT

SMCS-5051

i02447474

| NOTE | PART NUMBER | QTY | PART NAME | | | | | | SEE PAGE |
|-------------------------|-------------|-----|---|---|---|---|---|-------------------|----------|
| | | | 1 | 2 | 3 | 4 | 5 | 6 (PRODUCT LEVEL) | |
| Y | 206-1645 | 1 | CONTROL GP-HYDRAULIC HAND | | | | | | 250 |
| Y | 245-8769 | 1 | FASTENER GP-VALVE (BANK) | | | | | | 285 |
| Y | 266-2552 | 1 | VALVE GP-BANK 2 | | | | | | 366 |
| | 251-5625 | 1 | FILM-INSTRUCTION (BUCKET CONTROL) (ON RH CONSOLE IN AREA PROVIDED) | | | | | | |
| Y-SEPARATE ILLUSTRATION | | | | | | | | | |

<END>

269-2145 VALVE AR-BANK 3 (CHG -00, -01)

S/N: HLS1-UP
AN ATTACHMENT

SMCS-5051

i02447489

| NOTE | PART NUMBER | QTY | PART NAME | | | | | | SEE PAGE |
|-------------------------|-------------|-----|--|---|---|---|---|-------------------|----------|
| | | | 1 | 2 | 3 | 4 | 5 | 6 (PRODUCT LEVEL) | |
| Y | 209-3364 | 1 | CONTROL GP-HYDRAULIC HAND | | | | | | 252 |
| Y | 245-8769 | 1 | FASTENER GP-VALVE (BANK) | | | | | | 285 |
| Y | 246-8478 | 1 | LINES GP-LOADER AUXILIARY | | | | | | 315 |
| Y | 266-2553 | 1 | VALVE GP-BANK 3 | | | | | | 367 |
| | 251-5626 | 1 | FILM-INSTRUCTION (ON RH CONSOLE IN AREA PROVIDED) | | | | | | |
| Y-SEPARATE ILLUSTRATION | | | | | | | | | |

<END>

269-2146 VALVE AR-BANK 6 (CHG -00)

S/N: HLS1-UP
AN ATTACHMENT

SMCS-5051

i02447159

| NOTE | PART NUMBER | QTY | PART NAME | | | | | | SEE PAGE |
|-------------------------|-------------|-----|----------------------------------|---|---|---|---|-------------------|----------|
| | | | 1 | 2 | 3 | 4 | 5 | 6 (PRODUCT LEVEL) | |
| Y | 271-3095 | 1 | CONTROL GP-JOYSTICK (RH) | | | | | | 255 |
| Y | 271-3097 | 1 | CONTROL GP-JOYSTICK (LH) | | | | | | 257 |
| Y | 222-5623 | 1 | LINES GP-STABILIZER | | | | | | 335 |
| Y | 245-8765 | 1 | MOUNTING GP-BANK VALVE | | | | | | 350 |
| Y | 266-2556 | 1 | VALVE GP-BANK 6 | | | | | | 368 |
| Y | 267-5635 | 1 | WIRING GP-CONTROL (JOYSTICK, LH) | | | | | | 118 |
| Y-SEPARATE ILLUSTRATION | | | | | | | | | |

<END>

HYDRAULIC SYSTEM

269-2147 VALVE AR-BANK 7 (CHG -00, -01)

S/N: HLS1-UP
AN ATTACHMENT

SMCS-5051

i02447392

| NOTE | PART NUMBER | QTY | PART NAME | | | | | | SEE PAGE |
|-------------------------|-------------|-----|---|---|---|---|---|-------------------|----------|
| | | | 1 | 2 | 3 | 4 | 5 | 6 (PRODUCT LEVEL) | |
| Y | 271-3096 | 1 | CONTROL GP-JOYSTICK (RH) | | | | | | 256 |
| Y | 271-3097 | 1 | CONTROL GP-JOYSTICK (LH) | | | | | | 257 |
| Y | 222-5622 | 1 | LINES GP-STABILIZER | | | | | | 333 |
| Y | 245-8765 | 1 | MOUNTING GP-BANK VALVE | | | | | | 350 |
| Y | 266-2557 | 1 | VALVE GP-BANK 7 | | | | | | 369 |
| | 214-4706 | 1 | SWITCH AS-ROCKER (AUXILIARY HYDRAULIC FLOW) | | | | | | |
| Y-SEPARATE ILLUSTRATION | | | | | | | | | |

<END>

269-2148 VALVE AR-BANK 8 (CHG -00, -01)

S/N: HLS1-UP
AN ATTACHMENT

SMCS-5051

i02447393

| NOTE | PART NUMBER | QTY | PART NAME | | | | | | SEE PAGE |
|-------------------------|-------------|-----|---|---|---|---|---|-------------------|----------|
| | | | 1 | 2 | 3 | 4 | 5 | 6 (PRODUCT LEVEL) | |
| Y | 271-3096 | 1 | CONTROL GP-JOYSTICK (RH) | | | | | | 256 |
| Y | 271-3099 | 1 | CONTROL GP-JOYSTICK (LH) | | | | | | 258 |
| Y | 215-2445 | 1 | LINES GP-STABILIZER | | | | | | 331 |
| Y | 245-8765 | 1 | MOUNTING GP-BANK VALVE | | | | | | 350 |
| Y | 266-2558 | 1 | VALVE GP-BANK 8 | | | | | | 370 |
| Y | 267-5633 | 1 | WIRING GP-CONTROL (JOYSTICK, RH) | | | | | | 116 |
| Y | 267-5634 | 1 | WIRING GP-CONTROL (JOYSTICK, LH) | | | | | | 117 |
| | 214-4706 | 1 | SWITCH AS-ROCKER (AUXILIARY HYDRAULIC FLOW) | | | | | | |
| Y-SEPARATE ILLUSTRATION | | | | | | | | | |

<END>

HYDRAULIC SYSTEM

266-2552 VALVE GP-BANK 2 (CHG -01)

S/N: HLS1-UP

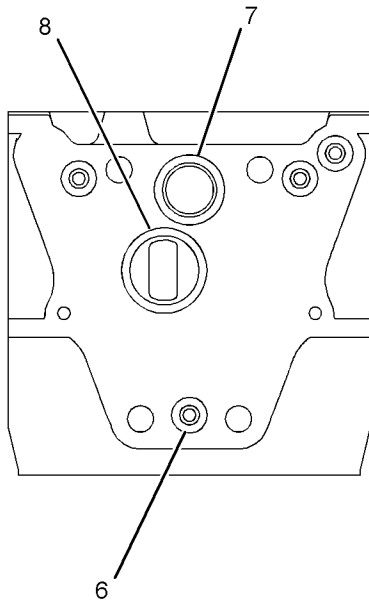
PART OF 269-2144 VALVE AR-BANK 2
AN ATTACHMENT

SMCS-5051

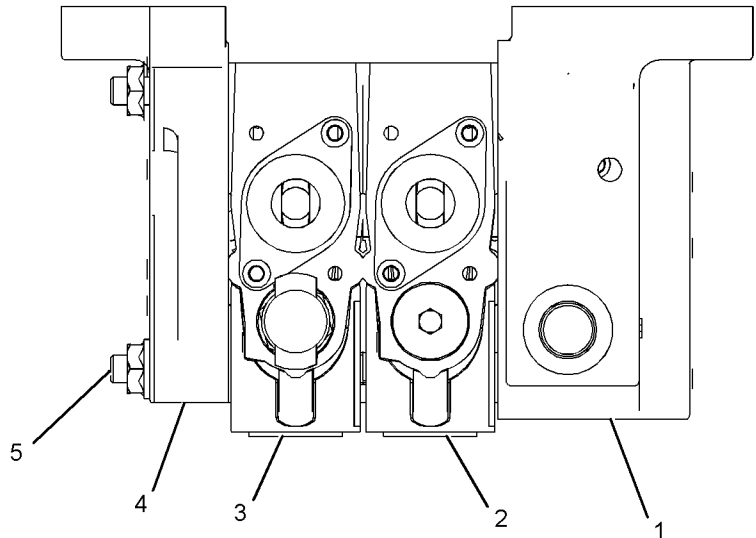
i02447471

| NOTE | REF NO | GRAPHIC REF | PART NUMBER | QTY | PART NAME | | | | | | SEE PAGE |
|------|--------|-------------|-------------|-----|--------------------------------|---|---|---|---|-------------------|----------|
| | | | | | 1 | 2 | 3 | 4 | 5 | 6 (PRODUCT LEVEL) | |
| Y | 1 | 1 | 269-1080 | 1 | MANIFOLD GP-CONTROL (INLET) | | | | | | 345 |
| Y | 2 | 1 | 269-1091 | 1 | VALVE GP-CONTROL (LIFT) | | | | | | 383 |
| Y | 3 | 1 | 269-1092 | 1 | VALVE GP-CONTROL (TILT) | | | | | | 384 |
| | 4 | 1 | 269-1079 | 1 | COVER GP (OUTLET) | | | | | | |
| | | 1 | 3J-1907 | 2 | SEAL-O-RING | | | | | | |
| | | 1 | 9S-8004 | 2 | PLUG | | | | | | |
| | 5 | 1 | 227-1202 | 1 | KIT-FASTENER | | | | | | |
| | | | | | (INCLUDES LOCKNUTS & TIE RODS) | | | | | | |
| | 6 | 1 | 4J-5309 | 12 | SEAL-O-RING | | | | | | |
| | 7 | 1 | 6V-5326 | 3 | SEAL-O-RING | | | | | | |
| | 8 | 1 | 6V-8978 | 3 | SEAL-O-RING | | | | | | |

Y-SEPARATE ILLUSTRATION



SECTION A-A



GRAPHIC #1

<END>

g01231791

HYDRAULIC SYSTEM

266-2553 VALVE GP-BANK 3 (CHG -01)

S/N: HLS1-UP

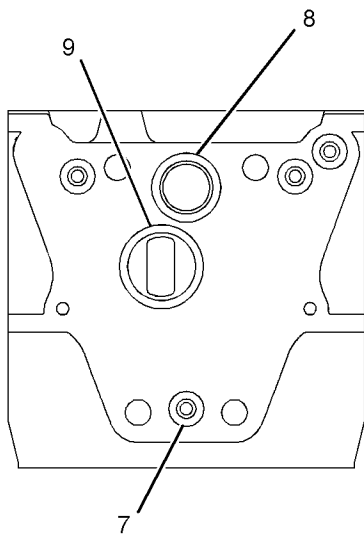
PART OF 269-2145 VALVE AR-BANK 3
AN ATTACHMENT

SMCS-5051

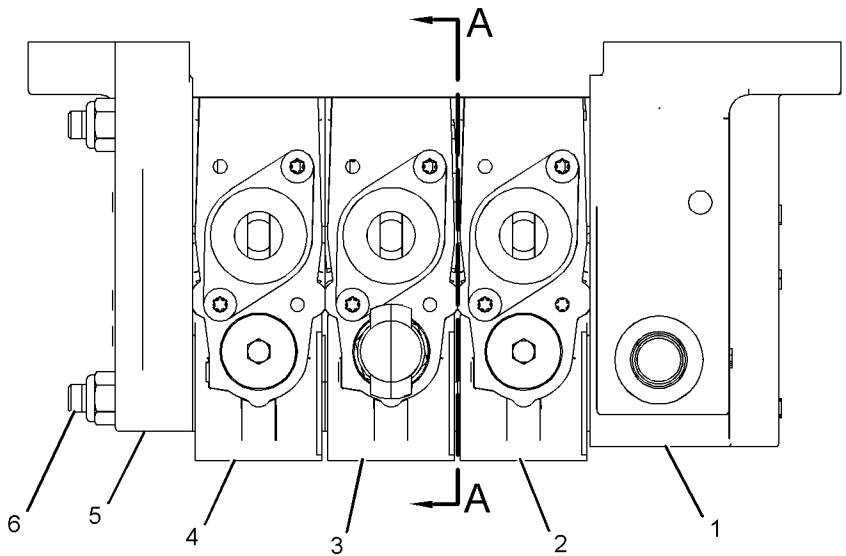
i02447487

| NOTE | REF NO | GRAPHIC REF | PART NUMBER | QTY | PART NAME | | | | | | SEE PAGE |
|------|--------|-------------|-------------|-----|--------------------------------|---|---|---|---|-------------------|----------|
| | | | | | 1 | 2 | 3 | 4 | 5 | 6 (PRODUCT LEVEL) | |
| Y | 1 | 1 | 269-1080 | 1 | MANIFOLD GP-CONTROL (INLET) | | | | | | 345 |
| Y | 2 | 1 | 269-1091 | 1 | VALVE GP-CONTROL (LIFT) | | | | | | 383 |
| Y | 3 | 1 | 269-1092 | 1 | VALVE GP-CONTROL (TILT) | | | | | | 384 |
| Y | 4 | 1 | 269-1093 | 1 | VALVE GP-CONTROL (AUXILIARY) | | | | | | 385 |
| | 5 | 1 | 269-1079 | 1 | COVER GP (OUTLET) | | | | | | |
| | | 1 | 3J-1907 | 2 | SEAL-O-RING | | | | | | |
| | | 1 | 9S-8004 | 2 | PLUG | | | | | | |
| | 6 | 1 | 257-0453 | 1 | KIT-FASTENER | | | | | | |
| | | | | | (INCLUDES LOCKNUTS & TIE RODS) | | | | | | |
| | 7 | 1 | 4J-5309 | 16 | SEAL-O-RING | | | | | | |
| | 8 | 1 | 6V-5326 | 4 | SEAL-O-RING | | | | | | |
| | 9 | 1 | 6V-8978 | 4 | SEAL-O-RING | | | | | | |

Y-SEPARATE ILLUSTRATION



SECTION A-A



TOP VIEW

GRAPHIC #1

<END>

g01231809

HYDRAULIC SYSTEM

266-2556 VALVE GP-BANK 6 (CHG -01)

S/N: HLS1-UP

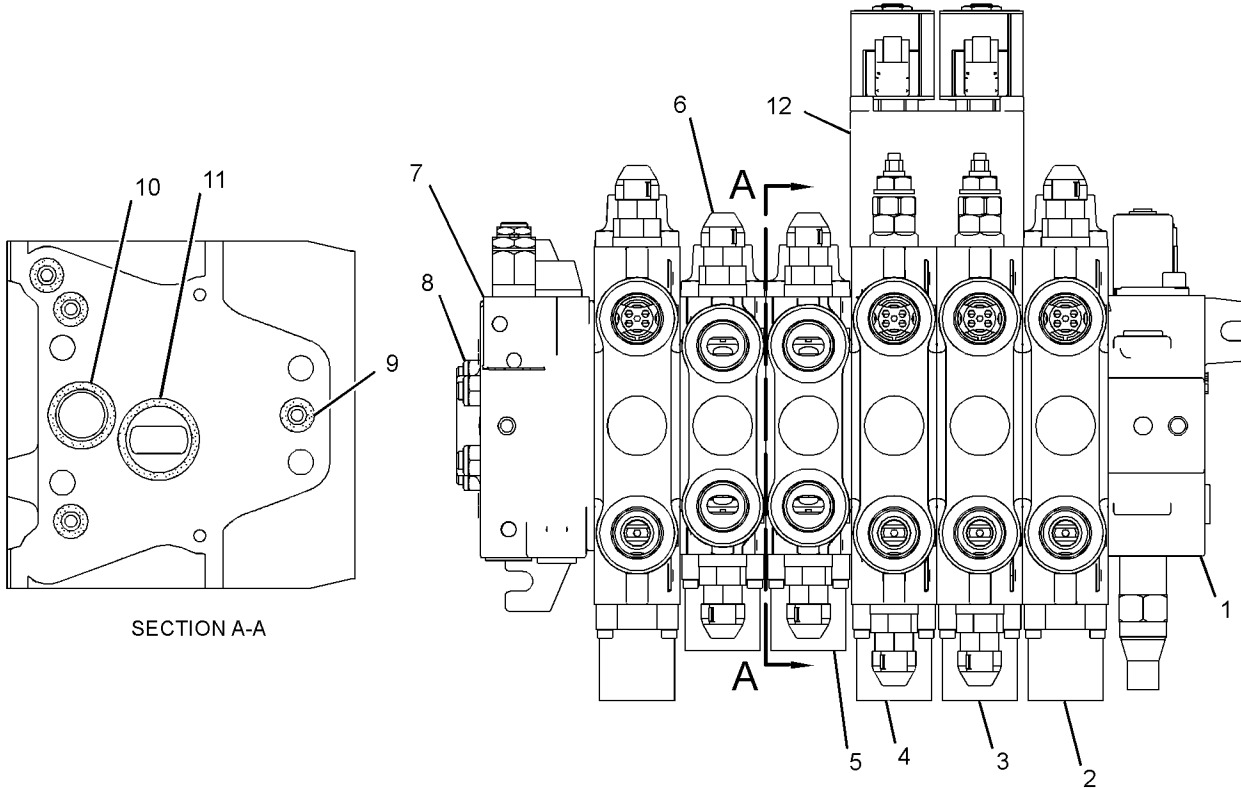
PART OF 269-2146 VALVE AR-BANK 6
AN ATTACHMENT

SMCS-5051

i02447216

| NOTE | REF NO | GRAPHIC REF | PART NUMBER | QTY | PART NAME | | | | | | SEE PAGE |
|------|--------|-------------|-------------|-----|---|---|---|---|---|-------------------|----------|
| | | | | | 1 | 2 | 3 | 4 | 5 | 6 (PRODUCT LEVEL) | |
| Y | 1 | 1 | 269-1060 | 1 | MANIFOLD GP-CONTROL (INLET) | | | | | | 344 |
| Y | 2 | 1 | 269-1061 | 2 | VALVE GP-CONTROL (STABILIZER) | | | | | | 372 |
| Y | 3 | 1 | 269-1062 | 1 | VALVE GP-CONTROL (BOOM) | | | | | | 374 |
| Y | 4 | 1 | 269-1063 | 1 | VALVE GP-CONTROL (STICK) | | | | | | 376 |
| Y | 5 | 1 | 269-1064 | 1 | VALVE GP-CONTROL (SWING) | | | | | | 378 |
| Y | 6 | 1 | 269-1065 | 1 | VALVE GP-CONTROL (BUCKET) | | | | | | 379 |
| Y | 7 | 1 | 269-1059 | 1 | MANIFOLD GP-CONTROL (OUTLET) | | | | | | 342 |
| | 8 | 1 | 257-0446 | 1 | KIT-FASTENER | | | | | | |
| | | | | | (INCLUDES LOCKNUTS & TIE RODS) | | | | | | |
| | 9 | 1 | 4J-5309 | 28 | SEAL-O-RING | | | | | | |
| | 10 | 1 | 6V-5326 | 7 | SEAL-O-RING | | | | | | |
| | 11 | 1 | 6V-8978 | 7 | SEAL-O-RING | | | | | | |
| Y | 12 | 1 | 257-7724 | 1 | MANIFOLD GP-CONTROL & SOLENOID (BOOM, STICK, PATTERN SWITCH) | | | | | | 347 |

Y-SEPARATE ILLUSTRATION



GRAPHIC #1

<END>

g01231845

HYDRAULIC SYSTEM

266-2557 VALVE GP-BANK 7 (CHG -01)

S/N: HLS1-UP

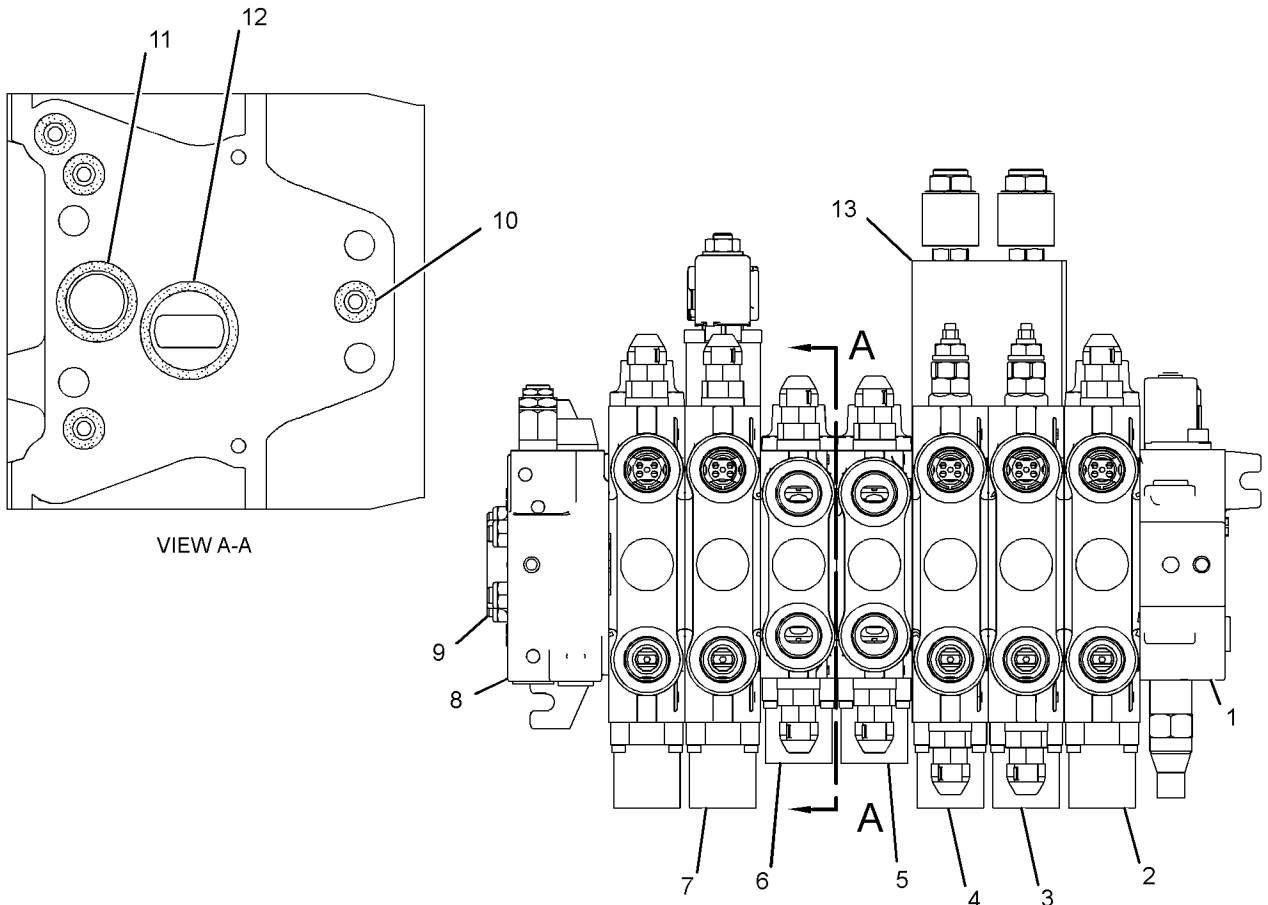
PART OF 269-2147 VALVE AR-BANK 7
AN ATTACHMENT

SMCS-5051

i02447365

| NOTE | REF NO | GRAPHIC REF | PART NUMBER | QTY | PART NAME | | | | | | SEE PAGE |
|------|--------|-------------|-------------|-----|---|---|---|---|---|-------------------|----------|
| | | | | | 1 | 2 | 3 | 4 | 5 | 6 (PRODUCT LEVEL) | |
| Y | 1 | 1 | 269-1060 | 1 | MANIFOLD GP-CONTROL (INLET) | | | | | | 344 |
| Y | 2 | 1 | 269-1061 | 2 | VALVE GP-CONTROL (STABILIZER) | | | | | | 372 |
| Y | 3 | 1 | 269-1062 | 1 | VALVE GP-CONTROL (BOOM) | | | | | | 374 |
| Y | 4 | 1 | 269-1063 | 1 | VALVE GP-CONTROL (STICK) | | | | | | 376 |
| Y | 5 | 1 | 269-1064 | 1 | VALVE GP-CONTROL (SWING) | | | | | | 378 |
| Y | 6 | 1 | 269-1065 | 1 | VALVE GP-CONTROL (BUCKET) | | | | | | 379 |
| Y | 7 | 1 | 269-1066 | 1 | VALVE GP-CONTROL (EXTENDABLE STICK) | | | | | | 380 |
| Y | 8 | 1 | 269-1059 | 1 | MANIFOLD GP-CONTROL (OUTLET) | | | | | | 342 |
| | 9 | 1 | 257-0447 | 1 | KIT-FASTENER (INCLUDES LOCKNUTS & TIE RODS) | | | | | | |
| | 10 | 1 | 4J-5309 | 32 | SEAL-O-RING | | | | | | |
| | 11 | 1 | 6V-5326 | 8 | SEAL-O-RING | | | | | | |
| | 12 | 1 | 6V-8978 | 8 | SEAL-O-RING | | | | | | |
| Y | 13 | 1 | 257-7724 | 1 | MANIFOLD GP-CONTROL & SOLENOID (BOOM, STICK, PATTERN SWITCH) | | | | | | 347 |

Y-SEPARATE ILLUSTRATION



GRAPHIC #1

<END>

g01233924

HYDRAULIC SYSTEM

266-2558 VALVE GP-BANK 8 (CHG -01)

S/N: HLS1-UP

PART OF 269-2148 VALVE AR-BANK 8
AN ATTACHMENT

SMCS-5051

i02447419

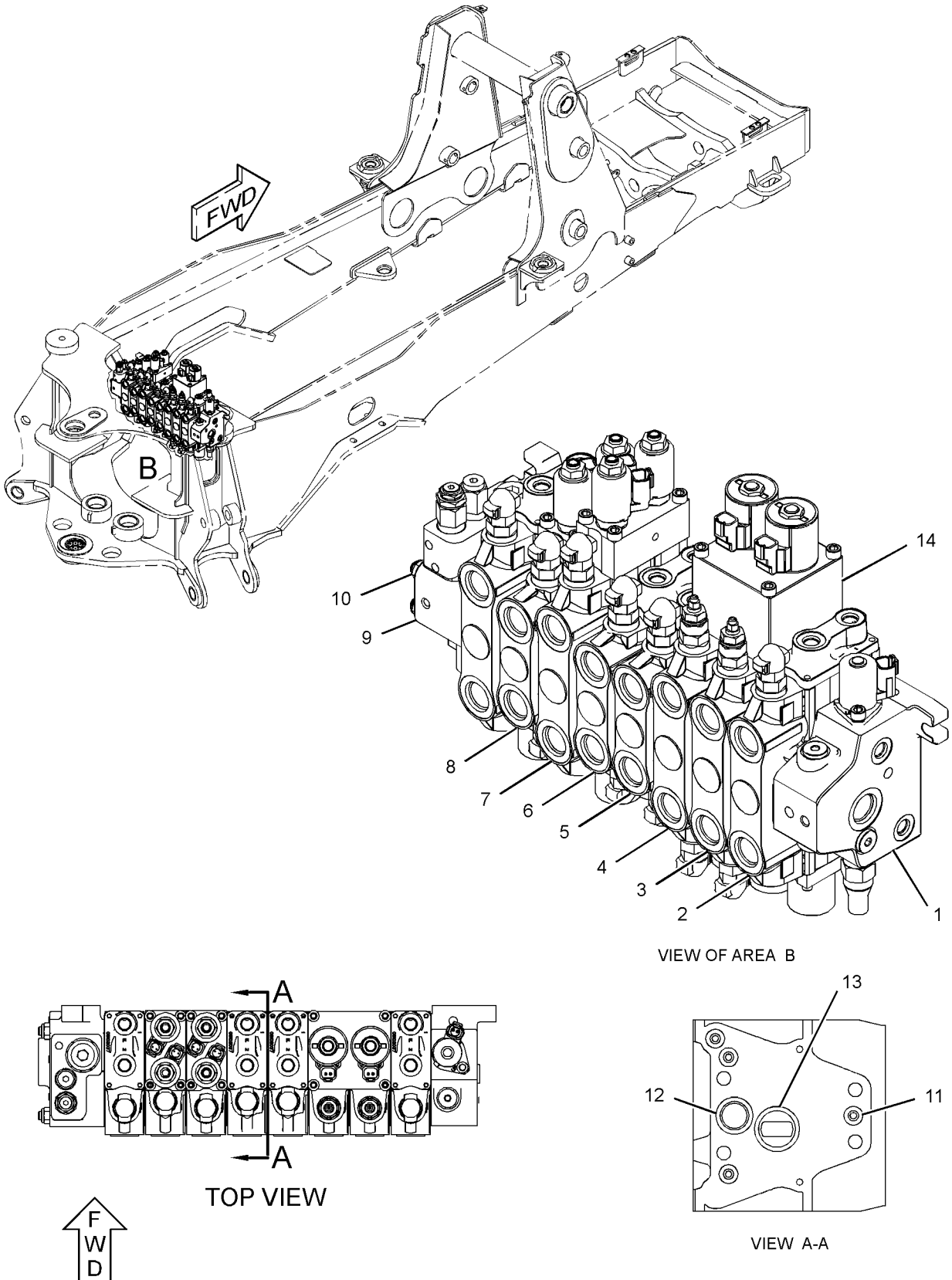
| NOTE | REF NO | GRAPHIC REF | PART NUMBER | QTY | PART NAME | SEE PAGE |
|------|--------|-------------|-----------------|-----|---|----------|
| | | | | | 1 2 3 4 5 6 (PRODUCT LEVEL) | |
| Y | 1 | 1 | 269-1060 | 1 | MANIFOLD GP-CONTROL (INLET) | 344 |
| Y | 2 | 1 | 269-1061 | 2 | VALVE GP-CONTROL (STABILIZER) | 372 |
| Y | 3 | 1 | 269-1062 | 1 | VALVE GP-CONTROL (BOOM) | 374 |
| Y | 4 | 1 | 269-1063 | 1 | VALVE GP-CONTROL (STICK) | 376 |
| Y | 5 | 1 | 269-1064 | 1 | VALVE GP-CONTROL (SWING) | 378 |
| Y | 6 | 1 | 269-1065 | 1 | VALVE GP-CONTROL (BUCKET) | 379 |
| Y | 7 | 1 | 269-1066 | 1 | VALVE GP-CONTROL (EXTENDABLE STICK) | 380 |
| Y | 8 | 1 | 269-1067 | 1 | VALVE GP-CONTROL (AUXILIARY) | 382 |
| Y | 9 | 1 | 269-1059 | 1 | MANIFOLD GP-CONTROL (OUTLET) | 342 |
| | 10 | 1 | 257-0448 | 1 | KIT-FASTENER (INCLUDES LOCKNUTS & TIE RODS) | |
| | 11 | 1 | 4J-5309 | 36 | SEAL-O-RING | |
| | 12 | 1 | 6V-5326 | 9 | SEAL-O-RING | |
| | 13 | 1 | 6V-8978 | 9 | SEAL-O-RING | |
| Y | 14 | 1 | 257-7724 | 1 | MANIFOLD GP-CONTROL & SOLENOID (BOOM, STICK, PATTERN SWITCH) | 347 |

Y-SEPARATE ILLUSTRATION

HYDRAULIC SYSTEM

266-2558 VALVE GP-BANK 8 (contd.)

i02447419



GRAPHIC #1

<END>

g01234007

HYDRAULIC SYSTEM

269-1061 VALVE GP-CONTROL-STABILIZER (CHG -00)

S/N: HLS1-UP

PART OF 266-2556 VALVE GP-BANK 6, 266-2557 VALVE GP-BANK 7, 266-2558 VALVE
GP-BANK 8

AN ATTACHMENT

SMCS-5051

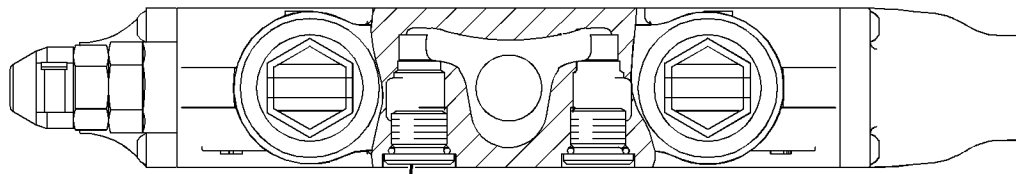
i02447297

| NOTE | REF NO | GRAPHIC REF | PART NUMBER | QTY | PART NAME | | | | | | SEE PAGE |
|---------------|--------|-------------|-------------|-----|---|---|---|---|---|-------------------|----------|
| | | | | | 1 | 2 | 3 | 4 | 5 | 6 (PRODUCT LEVEL) | |
| | 1 | 1 | 257-7734 | 1 | KIT-COVER | | | | | | |
| | | | | | (INCLUDES BOLTS, SEAL, COVER, PLUG, SPRING & RETAINERS) | | | | | | |
| | 2 | 1 | 227-1191 | 1 | PLUG AS | | | | | | |
| | | 1 | 8J-2413 | 1 | SEAL-O-RING | | | | | | |
| | | 1 | 095-1751 | 1 | SEAL-O-RING | | | | | | |
| | | 1 | 169-1616 | 1 | RING-BACKUP | | | | | | |
| | 3 | 1 | 257-0476 | 1 | VALVE GP-RELIEF | | | | | | |
| | | 1 | 8J-2413 | 1 | SEAL-O-RING | | | | | | |
| | | 1 | 095-1751 | 1 | SEAL-O-RING | | | | | | |
| | | 1 | 169-1616 | 1 | RING-BACKUP | | | | | | |
| | 4 | 1 | 257-7730 | 2 | KIT-POPPET | | | | | | |
| | | | | | (EACH INCLUDES POPPET AS & RODS) | | | | | | |
| | 5 | 1 | 257-7729 | 2 | PLUG GP-CONTROL VALVE | | | | | | |
| | | | | | (EACH INCLUDES) | | | | | | |
| | | 1 | 122-9250 | 1 | SEAL-O-RING | | | | | | |
| | 6 | 1 | 257-7731 | 1 | MANIFOLD GP-HYDRAULIC | | | | | | |
| | | 1 | 5D-6543 | 1 | SEAL-O-RING | | | | | | |
| | | 1 | 5F-9144 | 3 | SEAL-O-RING | | | | | | |
| M | | 1 | 8C-8580 | 4 | BOLT-SOCKET HEAD (M5X0.8X16-MM) | | | | | | |
| | 7 | 1 | 257-0468 | 1 | CAP | | | | | | |
| M-METRIC PART | | | | | | | | | | | |

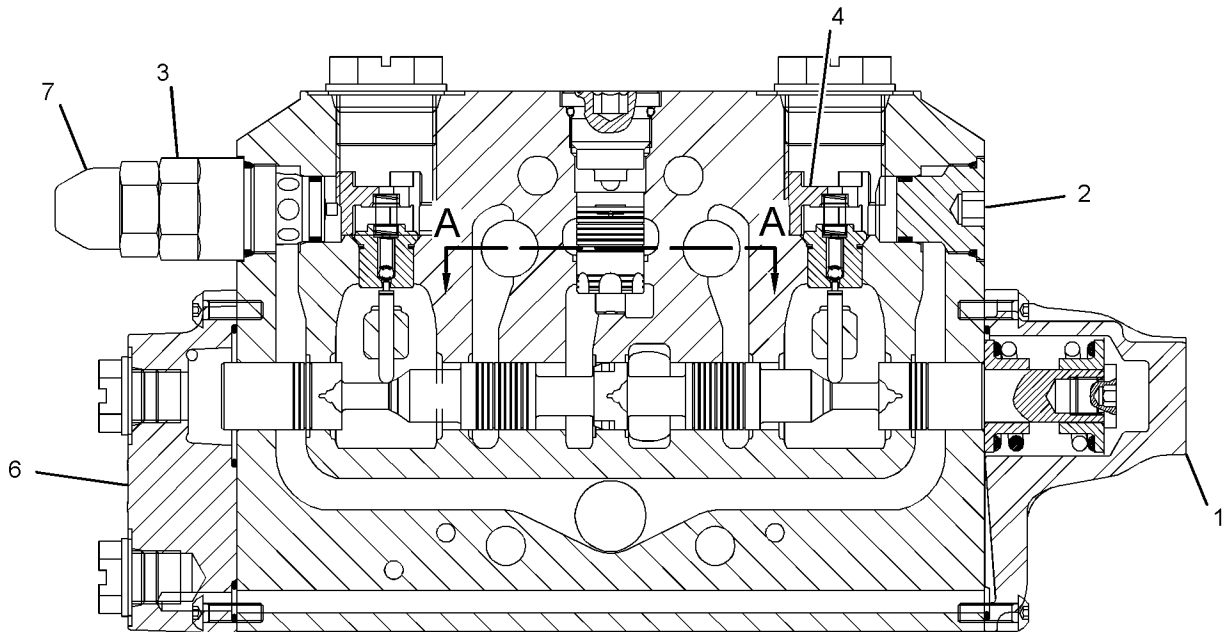
HYDRAULIC SYSTEM

269-1061 VALVE GP-CONTROL (contd.)

i02447297



5
SECTION A-A



GRAPHIC #1

<END>

g01225677

HYDRAULIC SYSTEM

269-1062 VALVE GP-CONTROL-BOOM (CHG -00)

S/N: HLS1-UP

PART OF 266-2556 VALVE GP-BANK 6, 266-2557 VALVE GP-BANK 7, 266-2558 VALVE
GP-BANK 8

AN ATTACHMENT

SMCS-5051

i02447298

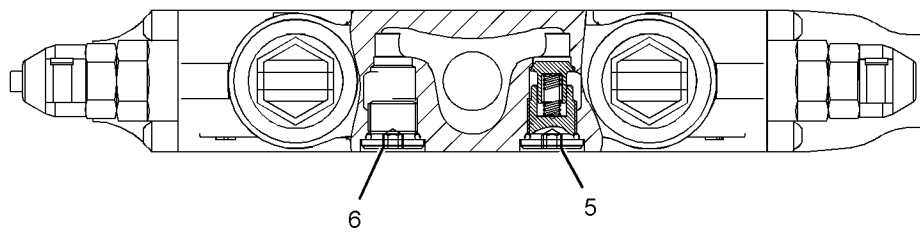
| NOTE | REF NO | GRAPHIC REF | PART NUMBER | QTY | PART NAME | | | | | | SEE PAGE |
|------|--------|-------------|-------------|-----|---|---|---|---|---|-------------------|----------|
| | | | | | 1 | 2 | 3 | 4 | 5 | 6 (PRODUCT LEVEL) | |
| | 1 | 1 | 257-7734 | 1 | KIT-COVER | | | | | | |
| | | | | | (INCLUDES BOLTS, SEAL, COVER, PLUG, SPRING & RETAINERS) | | | | | | |
| | 2 | 1 | 266-2585 | 1 | VALVE GP-RELIEF | | | | | | |
| | | 1 | 8J-2413 | 1 | SEAL-O-RING | | | | | | |
| | | 1 | 095-1751 | 1 | SEAL-O-RING | | | | | | |
| | | 1 | 169-1616 | 1 | RING-BACKUP | | | | | | |
| | 3 | 1 | 257-7730 | 1 | KIT-POPPET | | | | | | |
| | | | | | (INCLUDES POPPET AS & RODS) | | | | | | |
| | 4 | 1 | 269-1105 | 1 | VALVE GP-RELIEF | | | | | | |
| | | 1 | 8J-2413 | 1 | SEAL-O-RING | | | | | | |
| | | 1 | 095-1751 | 1 | SEAL-O-RING | | | | | | |
| | | 1 | 169-1616 | 1 | RING-BACKUP | | | | | | |
| | 5 | 1 | 257-7733 | 1 | VALVE GP-CHECK | | | | | | |
| | | 1 | 122-9250 | 1 | SEAL-O-RING | | | | | | |
| | 6 | 1 | 257-7729 | 1 | PLUG GP-CONTROL VALVE | | | | | | |
| | | 1 | 122-9250 | 1 | SEAL-O-RING | | | | | | |
| | 7 | 1 | 257-7731 | 1 | MANIFOLD GP-HYDRAULIC | | | | | | |
| | | 1 | 5D-6543 | 1 | SEAL-O-RING | | | | | | |
| | | 1 | 5F-9144 | 3 | SEAL-O-RING | | | | | | |
| M | | 1 | 8C-8580 | 4 | BOLT-SOCKET HEAD (M5X0.8X16-MM) | | | | | | |
| | 8 | 1 | 257-0468 | 1 | CAP | | | | | | |
| | 9 | 1 | 257-0466 | 1 | CAP | | | | | | |

M-METRIC PART

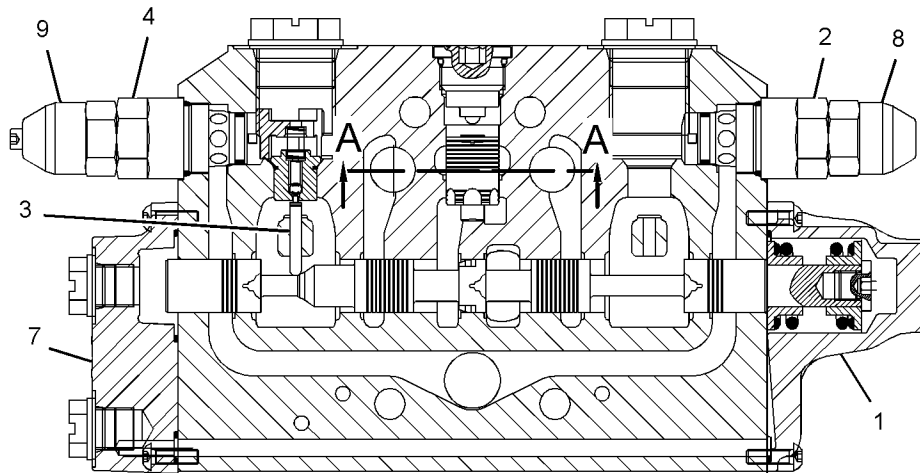
HYDRAULIC SYSTEM

269-1062 VALVE GP-CONTROL (contd.)

i02447298



SECTION A-A



GRAPHIC #1

<END>

g01232081

HYDRAULIC SYSTEM

269-1063 VALVE GP-CONTROL-STICK (CHG -00)

S/N: HLS1-UP

PART OF 266-2556 VALVE GP-BANK 6, 266-2557 VALVE GP-BANK 7, 266-2558 VALVE
GP-BANK 8

AN ATTACHMENT

SMCS-5051

i02447299

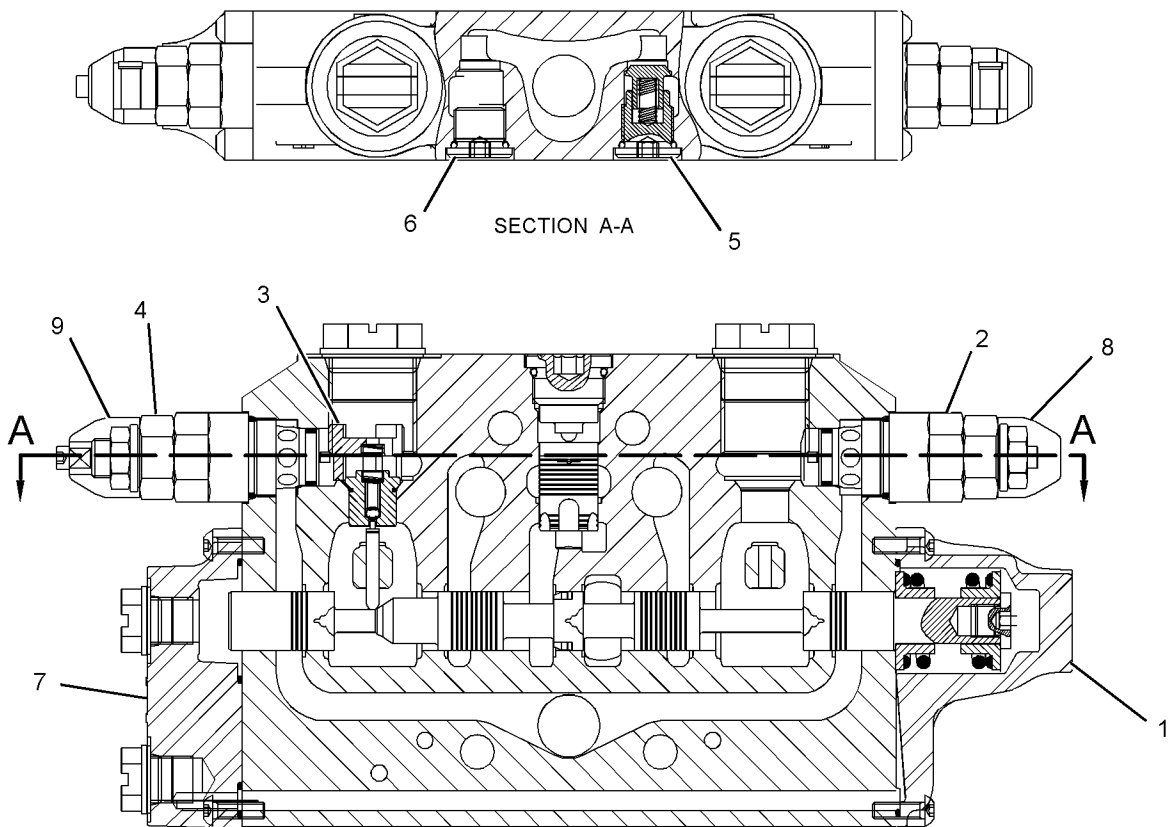
| NOTE | REF NO | GRAPHIC REF | PART NUMBER | QTY | PART NAME | | | | | | SEE PAGE |
|------|--------|-------------|-------------|-----|---|---|---|---|---|-------------------|----------|
| | | | | | 1 | 2 | 3 | 4 | 5 | 6 (PRODUCT LEVEL) | |
| | 1 | 1 | 257-7734 | 1 | KIT-COVER | | | | | | |
| | | | | | (INCLUDES BOLTS, SEAL, COVER, PLUG, SPRING & RETAINERS) | | | | | | |
| | 2 | 1 | 266-3590 | 1 | VALVE GP-RELIEF | | | | | | |
| | | 1 | 8J-2413 | 1 | SEAL-O-RING | | | | | | |
| | | 1 | 095-1751 | 1 | SEAL-O-RING | | | | | | |
| | | 1 | 169-1616 | 1 | RING-BACKUP | | | | | | |
| | 3 | 1 | 257-7730 | 1 | KIT-POPPET | | | | | | |
| | | | | | (INCLUDES POPPET AS & RODS) | | | | | | |
| | 4 | 1 | 269-1104 | 1 | VALVE GP-RELIEF | | | | | | |
| | | 1 | 8J-2413 | 1 | SEAL-O-RING | | | | | | |
| | | 1 | 095-1751 | 1 | SEAL-O-RING | | | | | | |
| | | 1 | 169-1616 | 1 | RING-BACKUP | | | | | | |
| | 5 | 1 | 257-7733 | 1 | VALVE GP-CHECK | | | | | | |
| | | 1 | 122-9250 | 1 | SEAL-O-RING | | | | | | |
| | 6 | 1 | 257-7729 | 1 | PLUG GP-CONTROL VALVE | | | | | | |
| | | 1 | 122-9250 | 1 | SEAL-O-RING | | | | | | |
| | 7 | 1 | 257-7731 | 1 | MANIFOLD GP-HYDRAULIC | | | | | | |
| | | 1 | 5D-6543 | 1 | SEAL-O-RING | | | | | | |
| | | 1 | 5F-9144 | 3 | SEAL-O-RING | | | | | | |
| M | | 1 | 8C-8580 | 4 | BOLT-SOCKET HEAD (M5X0.8X16-MM) | | | | | | |
| | 8 | 1 | 257-0468 | 1 | CAP | | | | | | |
| | 9 | 1 | 257-0466 | 1 | CAP | | | | | | |

M-METRIC PART

HYDRAULIC SYSTEM

269-1063 VALVE GP-CONTROL (contd.)

i02447299



GRAPHIC #1

<END>

g01231910

HYDRAULIC SYSTEM

269-1064 VALVE GP-CONTROL-SWING (CHG -00)

S/N: HLS1-UP

PART OF 266-2556 VALVE GP-BANK 6, 266-2557 VALVE GP-BANK 7, 266-2558 VALVE GP-BANK 8

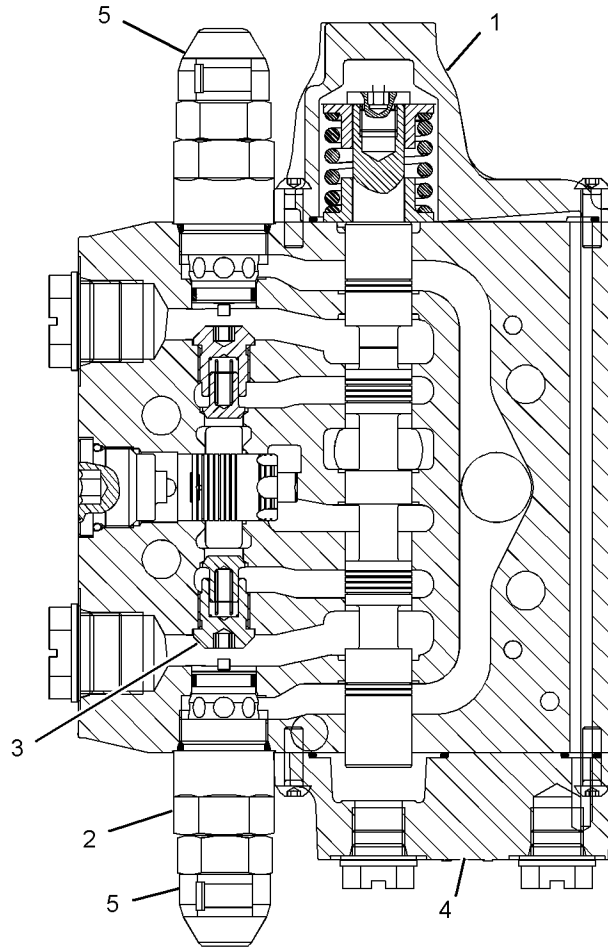
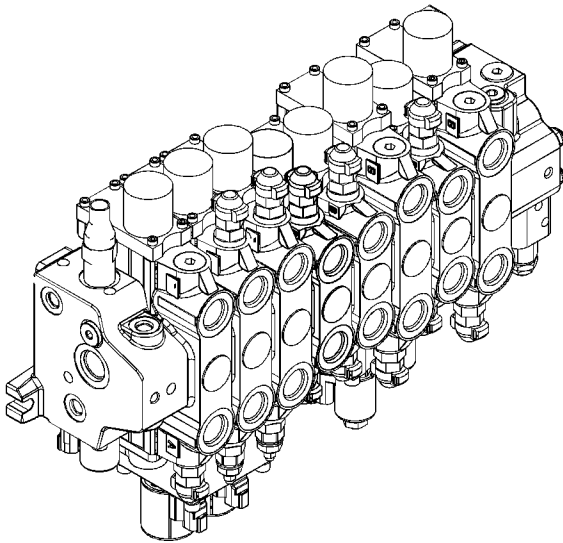
AN ATTACHMENT

SMCS-5051

i02447301

| NOTE | REF NO | GRAPHIC REF | PART NUMBER | QTY | PART NAME | | | | | | SEE PAGE |
|------|--------|-------------|-------------|-----|---|---|---|---|---|-------------------|----------|
| | | | | | 1 | 2 | 3 | 4 | 5 | 6 (PRODUCT LEVEL) | |
| | 1 | 1 | 257-5571 | 1 | KIT-COVER (INCLUDES BOLTS, SEALS, COVER, PLUG, SPRING & RETAINERS) | | | | | | |
| | 2 | 1 | 266-2588 | 2 | VALVE GP-RELIEF (EACH INCLUDES) | | | | | | |
| | | 1 | 8J-2413 | 1 | SEAL-O-RING | | | | | | |
| | | 1 | 095-1751 | 1 | SEAL-O-RING | | | | | | |
| | | 1 | 169-1616 | 1 | RING-BACKUP | | | | | | |
| | 3 | 1 | 227-1186 | 2 | VALVE AS-CHECK | | | | | | |
| | 4 | 1 | 257-7731 | 1 | MANIFOLD GP-HYDRAULIC | | | | | | |
| | | 1 | 5D-6543 | 1 | SEAL-O-RING | | | | | | |
| | | 1 | 5F-9144 | 3 | SEAL-O-RING | | | | | | |
| M | | 1 | 8C-8580 | 4 | BOLT-SOCKET HEAD (M5X0.8X16-MM) | | | | | | |
| | 5 | 1 | 257-0468 | 2 | CAP | | | | | | |

M-METRIC PART



GRAPHIC #1

<END>

g01225654

HYDRAULIC SYSTEM

269-1065 VALVE GP-CONTROL-BUCKET (CHG -00)

S/N: HLS1-UP

PART OF 266-2556 VALVE GP-BANK 6, 266-2557 VALVE GP-BANK 7, 266-2558 VALVE GP-BANK 8

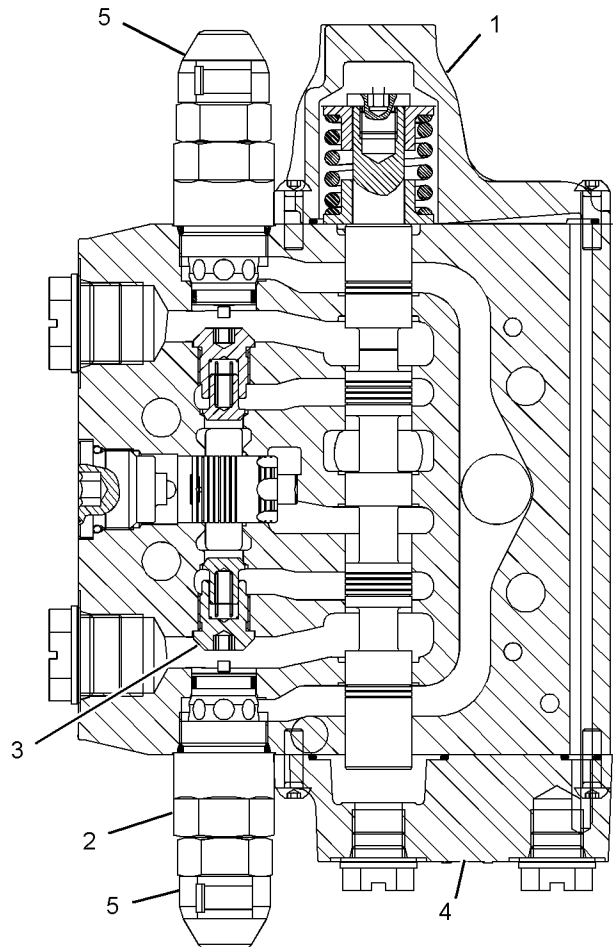
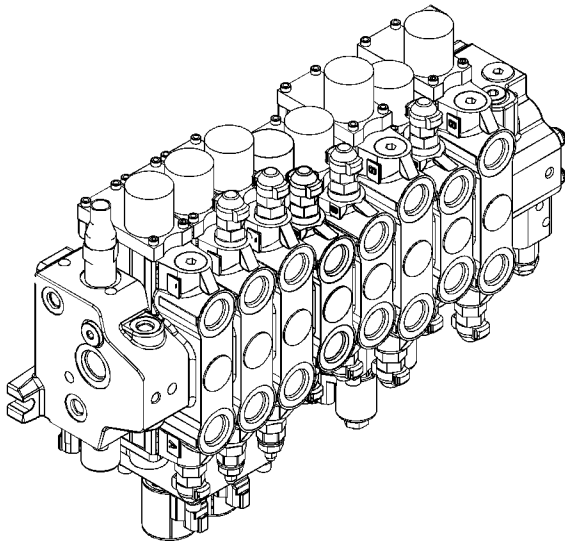
AN ATTACHMENT

SMCS-5051

i02447303

| NOTE | REF NO | GRAPHIC REF | PART NUMBER | QTY | PART NAME | | | | | | SEE PAGE |
|------|--------|-------------|-------------|-----|---|---|---|---|---|-------------------|----------|
| | | | | | 1 | 2 | 3 | 4 | 5 | 6 (PRODUCT LEVEL) | |
| | 1 | 1 | 257-7734 | 1 | KIT-COVER (INCLUDES BOLT, SEAL, COVER, PLUG, SPRING & RETAINERS) | | | | | | |
| | 2 | 1 | 266-3591 | 2 | VALVE GP-RELIEF (EACH INCLUDES) | | | | | | |
| | | 1 | 8J-2413 | 1 | SEAL-O-RING | | | | | | |
| | | 1 | 095-1751 | 1 | SEAL-O-RING | | | | | | |
| | | 1 | 169-1616 | 1 | RING-BACKUP | | | | | | |
| | 3 | 1 | 227-1186 | 2 | VALVE AS-CHECK | | | | | | |
| | 4 | 1 | 257-7731 | 1 | MANIFOLD GP-HYDRAULIC | | | | | | |
| | | 1 | 5D-6543 | 1 | SEAL-O-RING | | | | | | |
| | | 1 | 5F-9144 | 3 | SEAL-O-RING | | | | | | |
| M | | 1 | 8C-8580 | 4 | BOLT-SOCKET HEAD (M5X0.8X16-MM) | | | | | | |
| | 5 | 1 | 257-0468 | 2 | CAP | | | | | | |

M-METRIC PART



GRAPHIC #1

<END>

g01225654

HYDRAULIC SYSTEM

269-1066 VALVE GP-CONTROL-EXTENDABLE STICK (CHG -00)

S/N: HLS1-UP

PART OF 266-2557 VALVE GP-BANK 7, 266-2558 VALVE GP-BANK 8
AN ATTACHMENT

SMCS-5051

i02447366

| NOTE | REF NO | GRAPHIC REF | PART NUMBER | QTY | PART NAME | | | | | | SEE PAGE |
|------|--------|-------------|-------------|-----|---|---|---|---|---|-------------------|----------|
| | | | | | 1 | 2 | 3 | 4 | 5 | 6 (PRODUCT LEVEL) | |
| | 1 | 1 | 257-7734 | 1 | KIT-COVER | | | | | | |
| | | | | | (INCLUDES BOLTS, SEAL, COVER, PLUG, SPRING & RETAINERS) | | | | | | |
| | 2 | 1 | 227-1191 | 1 | PLUG AS | | | | | | |
| | | 1 | 8J-2413 | 1 | SEAL-O-RING | | | | | | |
| | | 1 | 095-1751 | 1 | SEAL-O-RING | | | | | | |
| | | 1 | 169-1616 | 1 | RING-BACKUP | | | | | | |
| | 3 | 1 | 257-7730 | 1 | KIT-POPPET | | | | | | |
| | | | | | (INCLUDES POPPET AS & RODS) | | | | | | |
| | 4 | 1 | 257-0475 | 1 | VALVE GP-RELIEF | | | | | | |
| | | 1 | 8J-2413 | 1 | SEAL-O-RING | | | | | | |
| | | 1 | 095-1751 | 1 | SEAL-O-RING | | | | | | |
| | | 1 | 169-1616 | 1 | RING-BACKUP | | | | | | |
| | 5 | 1 | 257-7733 | 1 | VALVE GP-CHECK | | | | | | |
| | | 1 | 122-9250 | 1 | SEAL-O-RING | | | | | | |
| | 6 | 1 | 257-7729 | 1 | PLUG GP-CONTROL VALVE | | | | | | |
| | | 1 | 122-9250 | 1 | SEAL-O-RING | | | | | | |
| Y | 7 | 1 | 179-3543 | 1 | MANIFOLD GP-CONTROL & SOLENOID | | | | | | 346 |
| | 8 | 1 | 5F-9144 | 3 | SEAL-O-RING | | | | | | |
| | 9 | 1 | 5D-6543 | 1 | SEAL-O-RING | | | | | | |
| M | 10 | 1 | 095-0642 | 4 | BOLT-SOCKET HEAD (M5X0.8-THDX50-MM) | | | | | | |
| | 11 | 1 | 257-0468 | 1 | CAP | | | | | | |

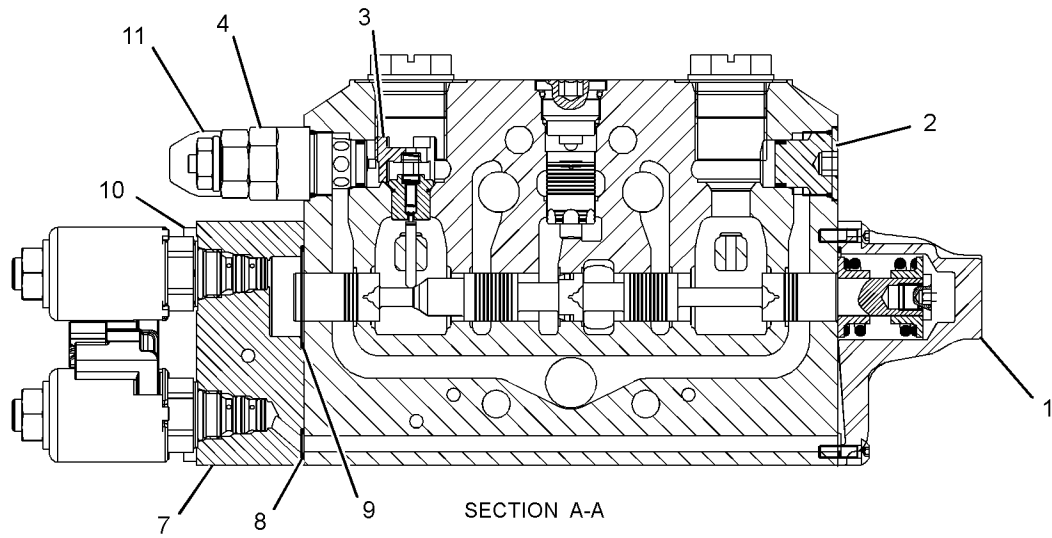
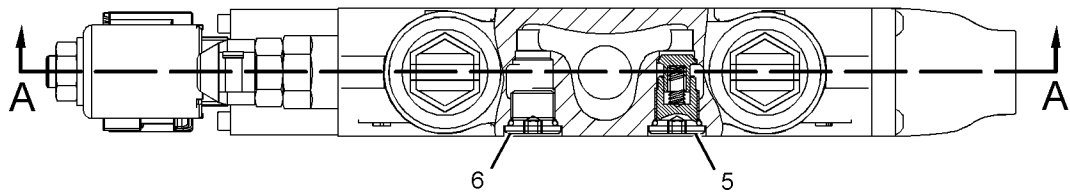
M-METRIC PART

Y-SEPARATE ILLUSTRATION

HYDRAULIC SYSTEM

269-1066 VALVE GP-CONTROL (contd.)

i02447366



GRAPHIC #1

<END>

g01234092

HYDRAULIC SYSTEM

269-1067 VALVE GP-CONTROL-AUXILIARY (CHG -00)

S/N: HLS1-UP

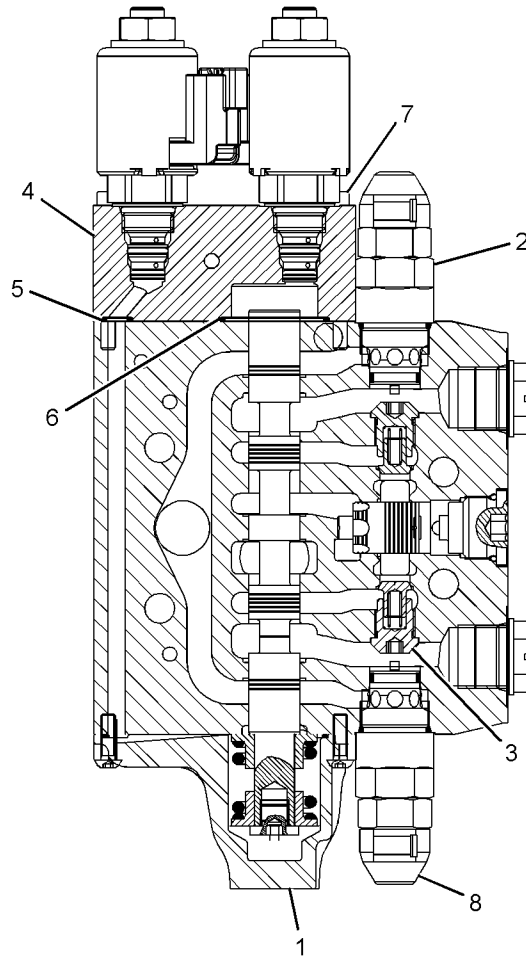
PART OF 266-2558 VALVE GP-BANK 8
AN ATTACHMENT

SMCS-5051

i02447424

| NOTE | REF NO | GRAPHIC REF | PART NUMBER | QTY | PART NAME | | | | | | SEE PAGE |
|------|--------|-------------|-------------|-----|---|---|---|---|---|-------------------|----------|
| | | | | | 1 | 2 | 3 | 4 | 5 | 6 (PRODUCT LEVEL) | |
| | 1 | 1 | 257-7734 | 1 | KIT-COVER | | | | | | |
| | | | | | (INCLUDES BOLTS, SEAL, COVER, PLUG, SPRING & RETAINERS) | | | | | | |
| | 2 | 1 | 257-0475 | 2 | VALVE GP-RELIEF | | | | | | |
| | | | | | (EACH INCLUDES) | | | | | | |
| | | 1 | 8J-2413 | 1 | SEAL-O-RING | | | | | | |
| | | 1 | 095-1751 | 1 | SEAL-O-RING | | | | | | |
| | | 1 | 169-1616 | 1 | RING-BACKUP | | | | | | |
| | 3 | 1 | 227-1186 | 2 | VALVE AS-CHECK | | | | | | |
| Y | 4 | 1 | 179-3543 | 1 | MANIFOLD GP-CONTROL & SOLENOID | | | | | | 346 |
| | 5 | 1 | 5F-9144 | 3 | SEAL-O-RING | | | | | | |
| | 6 | 1 | 5D-6543 | 1 | SEAL-O-RING | | | | | | |
| M | 7 | 1 | 095-0642 | 4 | BOLT-SOCKET HEAD (M5X0.8-THDX50-MM) | | | | | | |
| | 8 | 1 | 257-0468 | 2 | CAP | | | | | | |

M-METRIC PART
Y-SEPARATE ILLUSTRATION



GRAPHIC #1

<END>

g01225750

HYDRAULIC SYSTEM

269-1091 VALVE GP-CONTROL-LIFT (CHG -00)

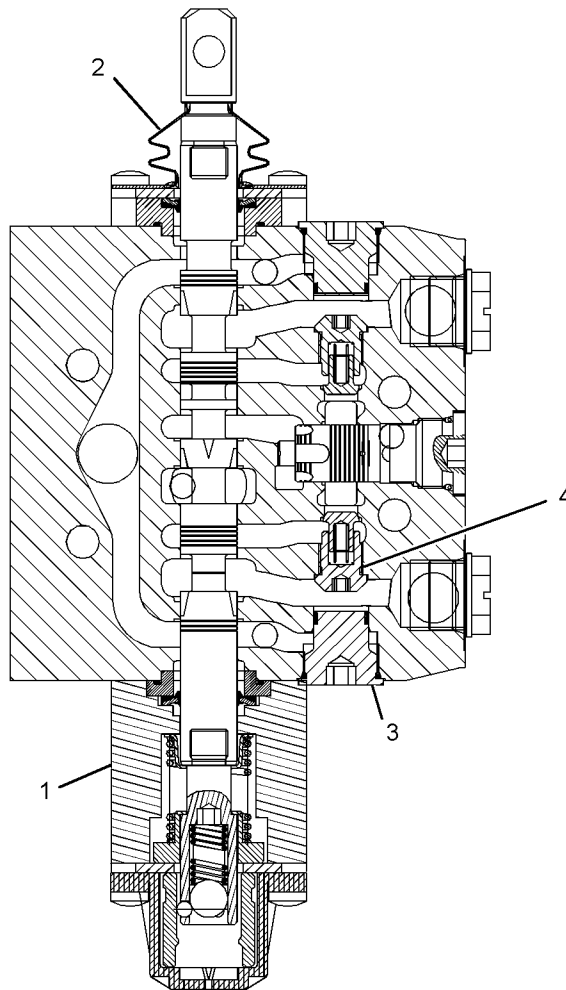
S/N: HLS1-UP

PART OF 266-2552 VALVE GP-BANK 2, 266-2553 VALVE GP-BANK 3
AN ATTACHMENT

SMCS-5051

i02447472

| NOTE | REF NO | GRAPHIC REF | PART NUMBER | QTY | PART NAME | | | | | | SEE PAGE |
|------|--------|-------------|-------------|-----|---|---|---|---|---|-------------------|----------|
| | | | | | 1 | 2 | 3 | 4 | 5 | 6 (PRODUCT LEVEL) | |
| | 1 | 1 | 252-5068 | 1 | KIT-COVER | | | | | | |
| | | | | | (INCLUDES SEALS, SPACERS, RETAINER SPRING, HOUSING, SPRING CENTERING, HOUSING BALL, BALL DETENT, SPRING DETENT, BALL, RING DETENT, COVER, BOLT) | | | | | | |
| | 2 | 1 | 252-5069 | 1 | KIT-ACTUATOR | | | | | | |
| | | | | | (INCLUDES KIT-BOOT) | | | | | | |
| | 3 | 1 | 227-1191 | 2 | PLUG AS | | | | | | |
| | | | | | (EACH INCLUDES) | | | | | | |
| | | 1 | 8J-2413 | 1 | SEAL-O-RING | | | | | | |
| | | 1 | 095-1751 | 1 | SEAL-O-RING | | | | | | |
| | | 1 | 169-1616 | 1 | RING-BACKUP | | | | | | |
| | 4 | 1 | 227-1186 | 2 | VALVE AS-CHECK | | | | | | |



GRAPHIC #1

<END>

g01232094

HYDRAULIC SYSTEM

269-1092 VALVE GP-CONTROL-TILT (CHG -00)

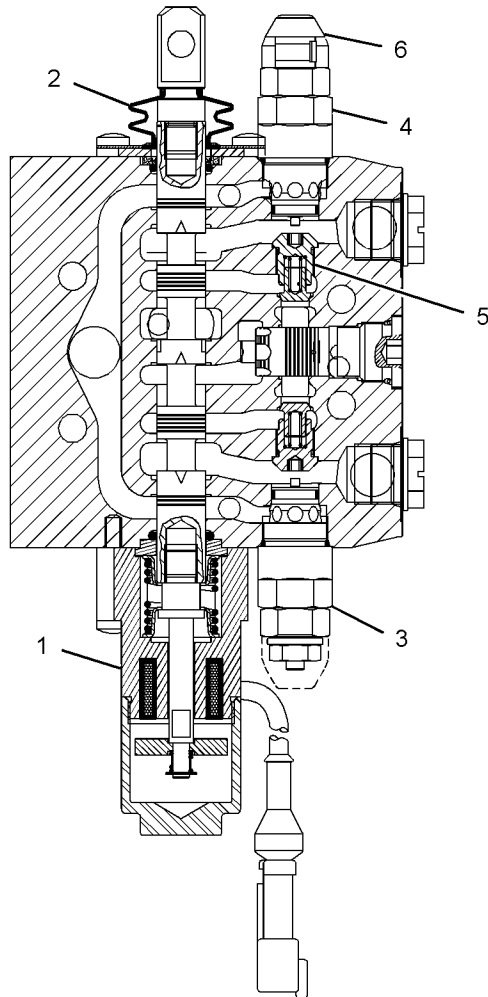
S/N: HLS1-UP

PART OF 266-2552 VALVE GP-BANK 2, 266-2553 VALVE GP-BANK 3
AN ATTACHMENT

SMCS-5051

i02447473

| NOTE | REF NO | GRAPHIC REF | PART NUMBER | QTY | PART NAME | | | | | | SEE PAGE |
|------|--------|-------------|-------------|-----|---|---|---|---|---|-------------------|----------|
| | | | | | 1 | 2 | 3 | 4 | 5 | 6 (PRODUCT LEVEL) | |
| | 1 | 1 | 257-7737 | 1 | KIT-COVER | | | | | | |
| | 2 | 1 | 257-7741 | 1 | KIT-ACTUATOR | | | | | | |
| | | | | | (INCLUDES KIT-BOOT, SPACER, SEAL, BOLTS & TANG) | | | | | | |
| | 3 | 1 | 266-2586 | 1 | VALVE GP-RELIEF | | | | | | |
| | | 1 | 8J-2413 | 1 | SEAL-O-RING | | | | | | |
| | | 1 | 095-1751 | 1 | SEAL-O-RING | | | | | | |
| | | 1 | 169-1616 | 1 | RING-BACKUP | | | | | | |
| | 4 | 1 | 266-3590 | 1 | VALVE GP-RELIEF | | | | | | |
| | | 1 | 8J-2413 | 1 | SEAL-O-RING | | | | | | |
| | | 1 | 095-1751 | 1 | SEAL-O-RING | | | | | | |
| | | 1 | 169-1616 | 1 | RING-BACKUP | | | | | | |
| | 5 | 1 | 227-1186 | 2 | VALVE AS-CHECK | | | | | | |
| | 6 | 1 | 257-0468 | 2 | CAP | | | | | | |



GRAPHIC #1

<END>

g01234141

HYDRAULIC SYSTEM

269-1093 VALVE GP-CONTROL-AUXILIARY (CHG -00)

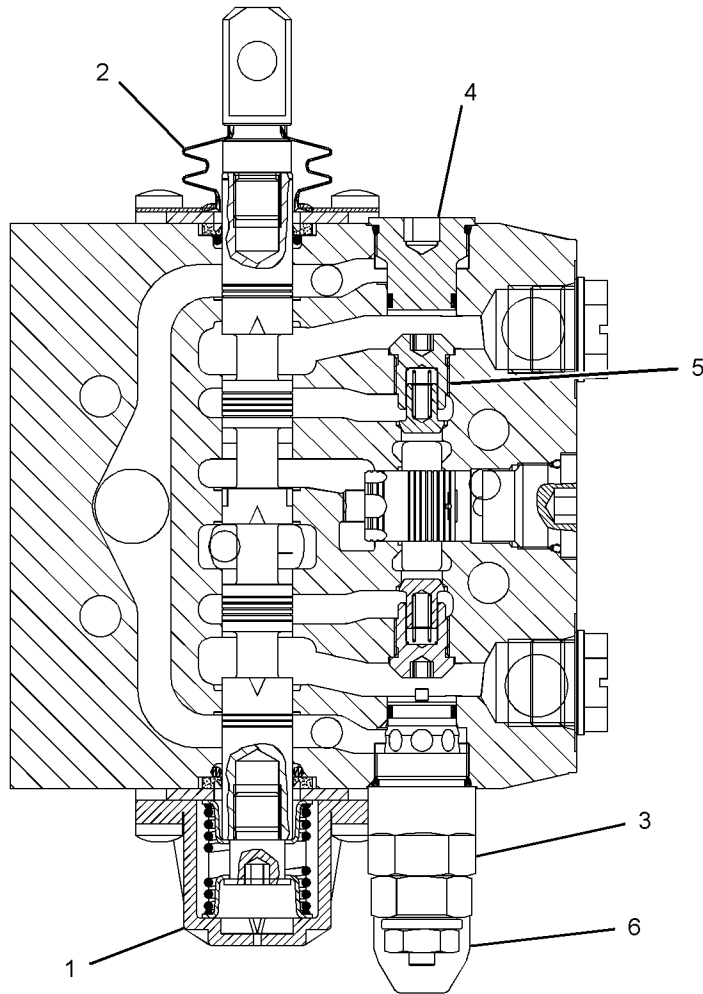
S/N: HLS1-UP

PART OF 266-2553 VALVE GP-BANK 3
AN ATTACHMENT

SMCS-5051

i02447488

| NOTE | REF NO | GRAPHIC REF | PART NUMBER | QTY | PART NAME | | | | | | SEE PAGE |
|------|--------|-------------|-------------|-----|-----------------|---|---|---|---|-------------------|----------|
| | | | | | 1 | 2 | 3 | 4 | 5 | 6 (PRODUCT LEVEL) | |
| | 1 | 1 | 257-7739 | 1 | KIT-COVER | | | | | | |
| | 2 | 1 | 257-7741 | 1 | KIT-ACTUATOR | | | | | | |
| | 3 | 1 | 266-2587 | 1 | VALVE GP-RELIEF | | | | | | |
| | | 1 | 8J-2413 | 1 | SEAL-O-RING | | | | | | |
| | | 1 | 095-1751 | 1 | SEAL-O-RING | | | | | | |
| | | 1 | 169-1616 | 1 | RING-BACKUP | | | | | | |
| | 4 | 1 | 227-1191 | 1 | PLUG AS | | | | | | |
| | | 1 | 8J-2413 | 1 | SEAL-O-RING | | | | | | |
| | | 1 | 095-1751 | 1 | SEAL-O-RING | | | | | | |
| | | 1 | 169-1616 | 1 | RING-BACKUP | | | | | | |
| | 5 | 1 | 227-1186 | 2 | VALVE AS-CHECK | | | | | | |
| | 6 | 1 | 257-0468 | 1 | CAP | | | | | | |



GRAPHIC #1

<END>

g01233247

HYDRAULIC SYSTEM

223-4713 VALVE GP-PILOT-BODY (CHG -01, -02)

S/N: HLS1-UP

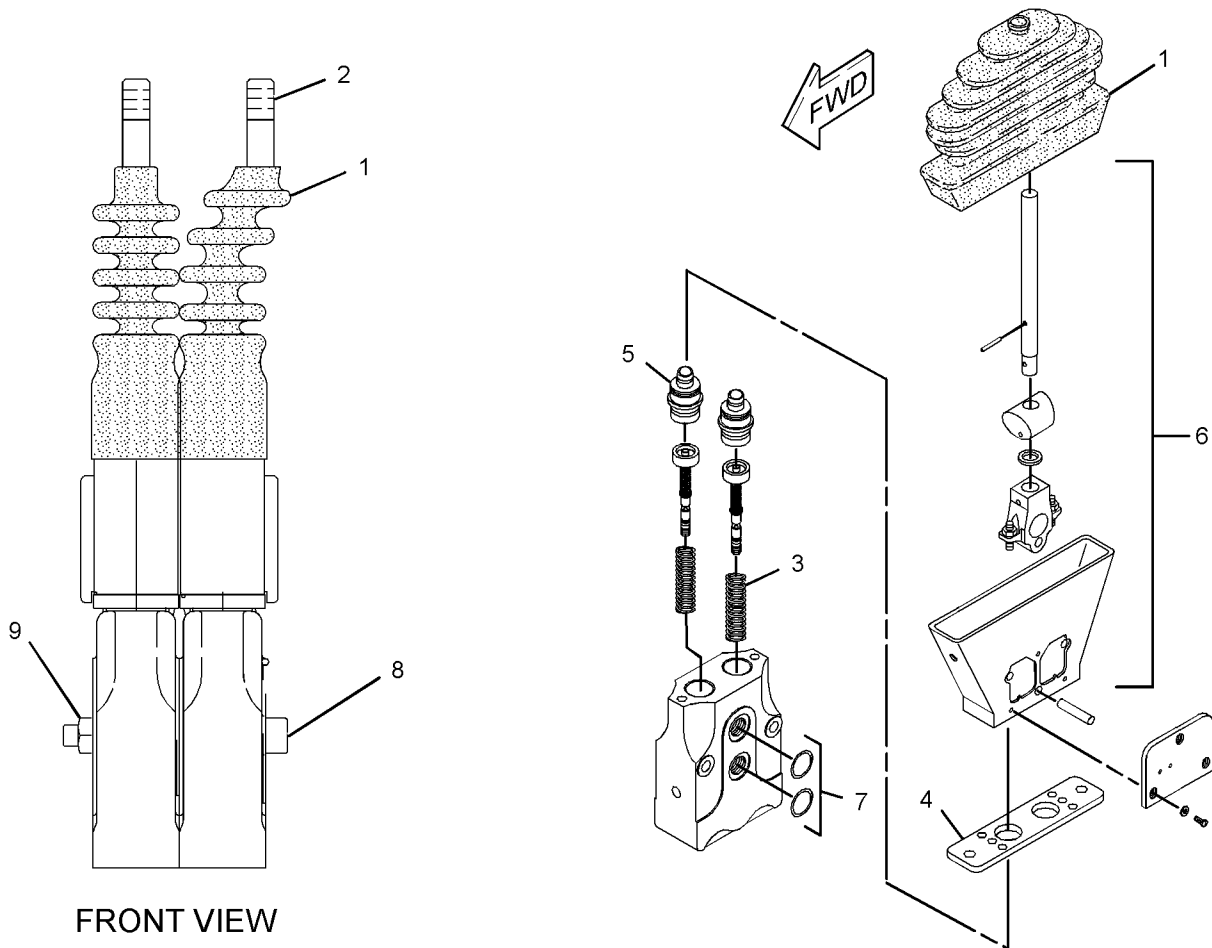
PART OF 269-2125 CAB AR, 269-2123, 269-2124 CANOPY AR
AN ATTACHMENT

SMCS-5059

i02446408

| NOTE | REF NO | GRAPHIC REF | PART NUMBER | QTY | PART NAME | | | | | | SEE PAGE |
|------|--------|-------------|-------------|-----|----------------------------------|---|---|---|---|---|----------|
| | | | | | 1 | 2 | 3 | 4 | 5 | 6 | |
| | 1 | 1 | 198-6498 | 2 | BOOT | | | | | | |
| | 2 | 1 | 200-4023 | 1 | KIT-LEVER | | | | | | |
| | 3 | 1 | 158-4466 | 2 | KIT-SPRING | | | | | | |
| | | | | | (EACH KIT INCLUDES SPRINGS) | | | | | | |
| | 4 | 1 | 116-4481 | 2 | PLATE | | | | | | |
| | 5 | 1 | 8U-9427 | 4 | KIT-PLUNGER | | | | | | |
| | 6 | 1 | 200-4022 | 1 | KIT-LEVER | | | | | | |
| | 7 | 1 | 198-6515 | 1 | KIT-SEAL (PILOT VALVE) | | | | | | |
| | | | | | (INLCUDES O-RINGS) | | | | | | |
| M | 8 | 1 | 71-8935 | 2 | BOLT-SOCKET HEAD (M8X1.25X75-MM) | | | | | | |
| M | 9 | 1 | 176-8541 | 2 | NUT (M8X6.5-MM) | | | | | | |

M-METRIC PART



FRONT VIEW

GRAPHIC #1

<END>

g01233578

HYDRAULIC SYSTEM

223-4715 VALVE GP-PILOT-BODY (CHG -01 THRU -03)

S/N: HLS1-UP

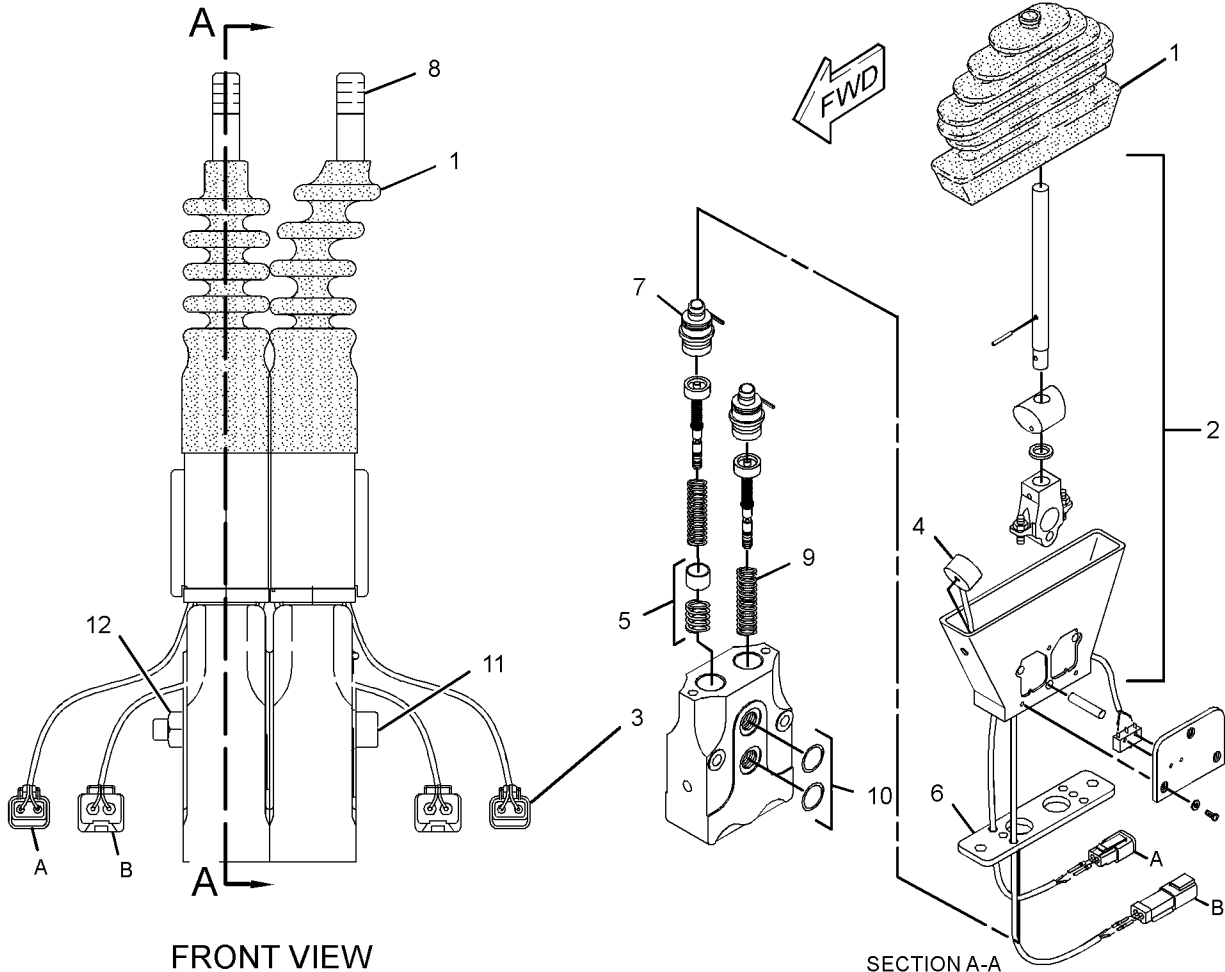
PART OF 269-2126, 269-2127 CAB AR
AN ATTACHMENT

SMCS-5059

i02447130

| NOTE | REF NO | GRAPHIC REF | PART NUMBER | QTY | PART NAME | | | | | | SEE PAGE |
|------|--------|-------------|-------------|-----|---|---|---|---|---|-------------------|----------|
| | | | | | 1 | 2 | 3 | 4 | 5 | 6 (PRODUCT LEVEL) | |
| | 1 | 1 | 198-6498 | 2 | BOOT | | | | | | |
| | 2 | 1 | 198-6522 | 1 | KIT-LEVER | | | | | | |
| | 3 | 1 | 198-6516 | 2 | KIT-SWITCH | | | | | | |
| | 4 | 1 | 198-6505 | 2 | KIT-COIL | | | | | | |
| | | | | | (INCLUDES SOLENOID, BOLT & CONNECTOR KIT) | | | | | | |
| | 5 | 1 | 198-6514 | 2 | KIT-SENSOR | | | | | | |
| | 6 | 1 | 116-4481 | 2 | PLATE | | | | | | |
| | 7 | 1 | 198-6506 | 2 | KIT-PLUNGER | | | | | | |
| | 8 | 1 | 198-6499 | 1 | KIT-LEVER | | | | | | |
| | 9 | 1 | 158-4466 | 2 | KIT-SPRING | | | | | | |
| | | | | | (INCLUDES SPRINGS) | | | | | | |
| | 10 | 1 | 198-6515 | 1 | KIT-SEAL (PILOT VALVE) | | | | | | |
| | | | | | (INCLUDES SEALS) | | | | | | |
| M | 11 | 1 | 7I-8935 | 2 | BOLT-SOCKET HEAD (M8X1.25X75-MM) | | | | | | |
| M | 12 | 1 | 176-8541 | 2 | NUT (M8X6.5-MM) | | | | | | |

M-METRIC PART



GRAPHIC #1

<END>

g01231259

HYDRAULIC SYSTEM

280-7871 VALVE GP-PUMP CONTROL (CHG -00)

S/N: HLS1-UP

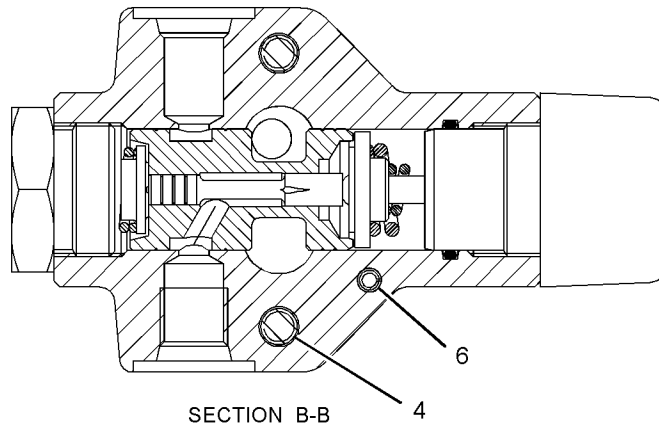
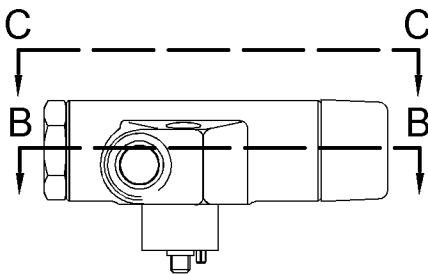
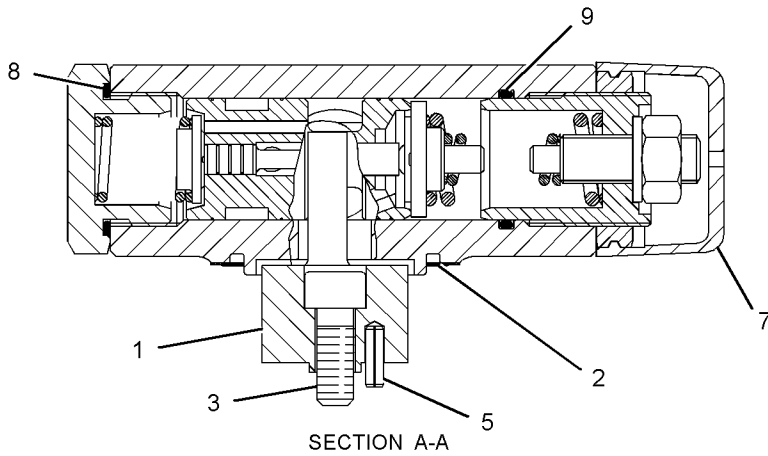
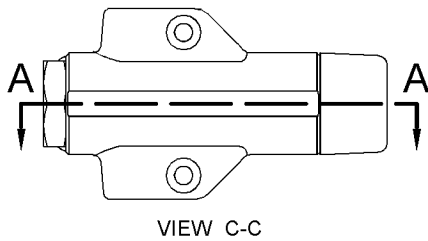
PART OF 267-2755 PUMP GP-PISTON

SMCS-5455

i02433864

| NOTE | REF NO | GRAPHIC REF | PART NUMBER | QTY | PART NAME | | | | | | SEE PAGE |
|------|--------|-------------|-------------|-----|-------------------------------|---|---|---|---|-------------------|----------|
| | | | | | 1 | 2 | 3 | 4 | 5 | 6 (PRODUCT LEVEL) | |
| | 1 | 1 | 103-5520 | 1 | CARRIER-PIN | | | | | | |
| | 2 | 1 | 214-0592 | 1 | GASKET | | | | | | |
| M | 3 | 1 | 6V-5683 | 1 | BOLT (M6X1X16-MM) | | | | | | |
| M | 4 | 1 | 3T-0849 | 2 | BOLT-SOCKET HEAD (M6X1X25-MM) | | | | | | |
| | 5 | 1 | 3C-8388 | 1 | PIN-ROLL | | | | | | |
| | 6 | 1 | 6V-8236 | 1 | PIN-SPRING | | | | | | |
| | 7 | 1 | 105-1440 | 1 | CAP | | | | | | |
| | 8 | 1 | 6V-4589 | 1 | SEAL-O-RING | | | | | | |
| | 9 | 1 | 033-6044 | 1 | SEAL-O-RING | | | | | | |

M-METRIC PART



GRAPHIC #1

<END>

g01233228

HYDRAULIC SYSTEM

185-4254 VALVE GP-SOLENOID (CHG -01 THRU -05)

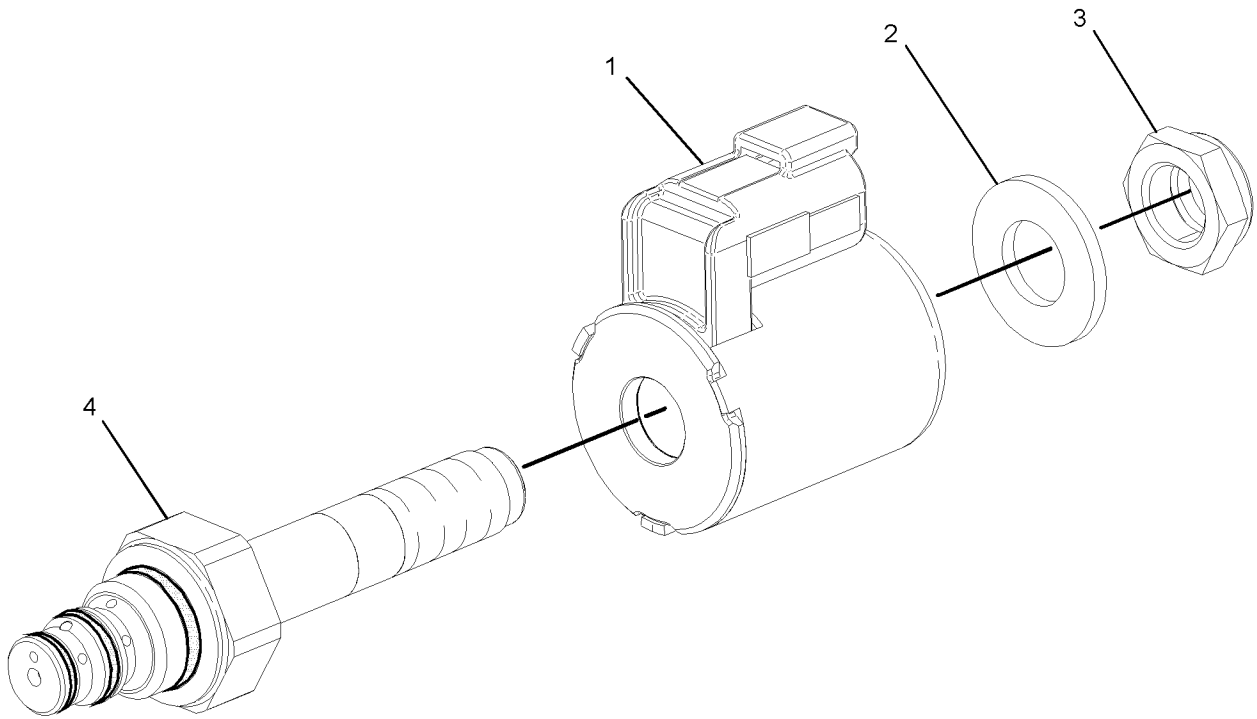
S/N: HLS1-UP

PART OF 179-3543 MANIFOLD GP-CONTROL & SOLENOID
AN ATTACHMENT

SMCS-5132, 5479

i02372783

| NOTE | REF NO | GRAPHIC REF | PART NUMBER | QTY | PART NAME | | | | | | SEE PAGE |
|------|--------|-------------|-----------------|-----|---------------------------------|---|---|---|---|-------------------|----------|
| | | | | | 1 | 2 | 3 | 4 | 5 | 6 (PRODUCT LEVEL) | |
| | 1 | 1 | 226-9629 | 1 | COIL AS-SOLENOID (12-VOLT) | | | | | | |
| | 2 | 1 | 164-2108 | 1 | WASHER (13.03X25.4X2.38-MM THK) | | | | | | |
| | 3 | 1 | 218-2373 | 1 | NUT (1/2-28-THD) | | | | | | |
| | 4 | 1 | 185-4253 | 1 | VALVE AS | | | | | | |



GRAPHIC #1

<END>

g01185611

HYDRAULIC SYSTEM

245-8780 VALVE GP-SOLENOID (CHG -00, -01)

S/N: HLS1-UP

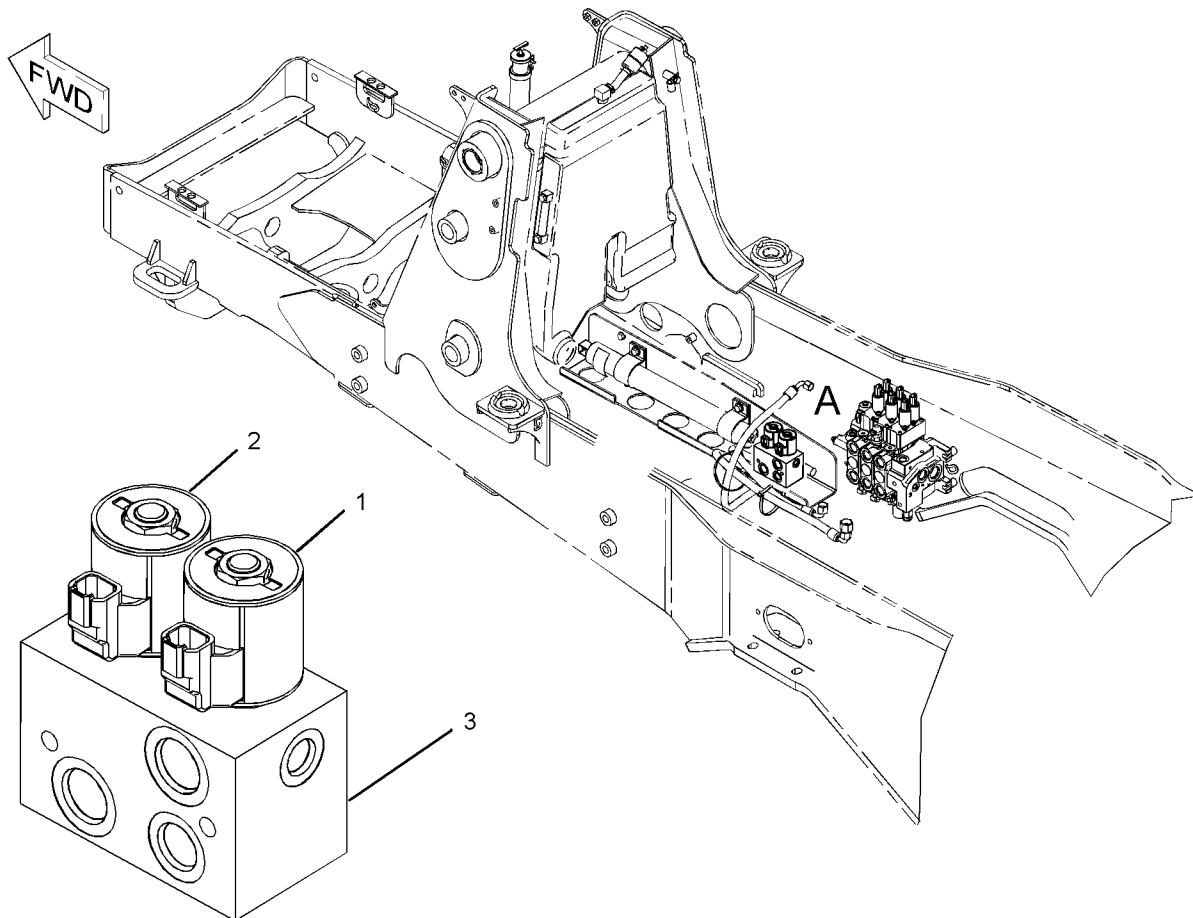
PART OF 264-0187 KIT-RIDE CONTROL, 246-9802 LINES GP-RIDE CONTROL
AN ATTACHMENT

SMCS-5132, 5479

i02333886

| NOTE | REF NO | GRAPHIC REF | PART NUMBER | QTY | PART NAME | | | | | | SEE PAGE |
|--------------------------|--------|-------------|-------------|-----|--|---|---|---|---|-------------------|----------|
| | | | | | 1 | 2 | 3 | 4 | 5 | 6 (PRODUCT LEVEL) | |
| J | 1 | 1 | 249-3124 | 1 | VALVE GP-SOLENOID (RIDE CONTROL, SWITCH) | | | | | | |
| L | 2 | 1 | 249-3125 | 1 | VALVE GP-SOLENOID (ACCUMULATOR) | | | | | | |
| | 3 | 1 | 238-4628 | 2 | COIL AS | | | | | | |
| AVAILABLE REPAIR KIT(S): | | | | | | | | | | | |
| J | | | 141-0888 | 1 | KIT-SEAL | | | | | | |
| L | | | 227-5509 | 1 | KIT-SEAL | | | | | | |

J-KIT MARKED J AVAILABLE FOR PART MARKED J
L-KIT MARKED L AVAILABLE FOR PART MARKED L



VIEW OF AREA A

GRAPHIC #1

<END>

g01094840

IMPLEMENTS

227-8378 ARM GP-LIFT (CHG -00 THRU -03)

S/N: HLS1-UP

PART OF 213-9300 LOADER AR

SMCS-6118, 6119

i02355769

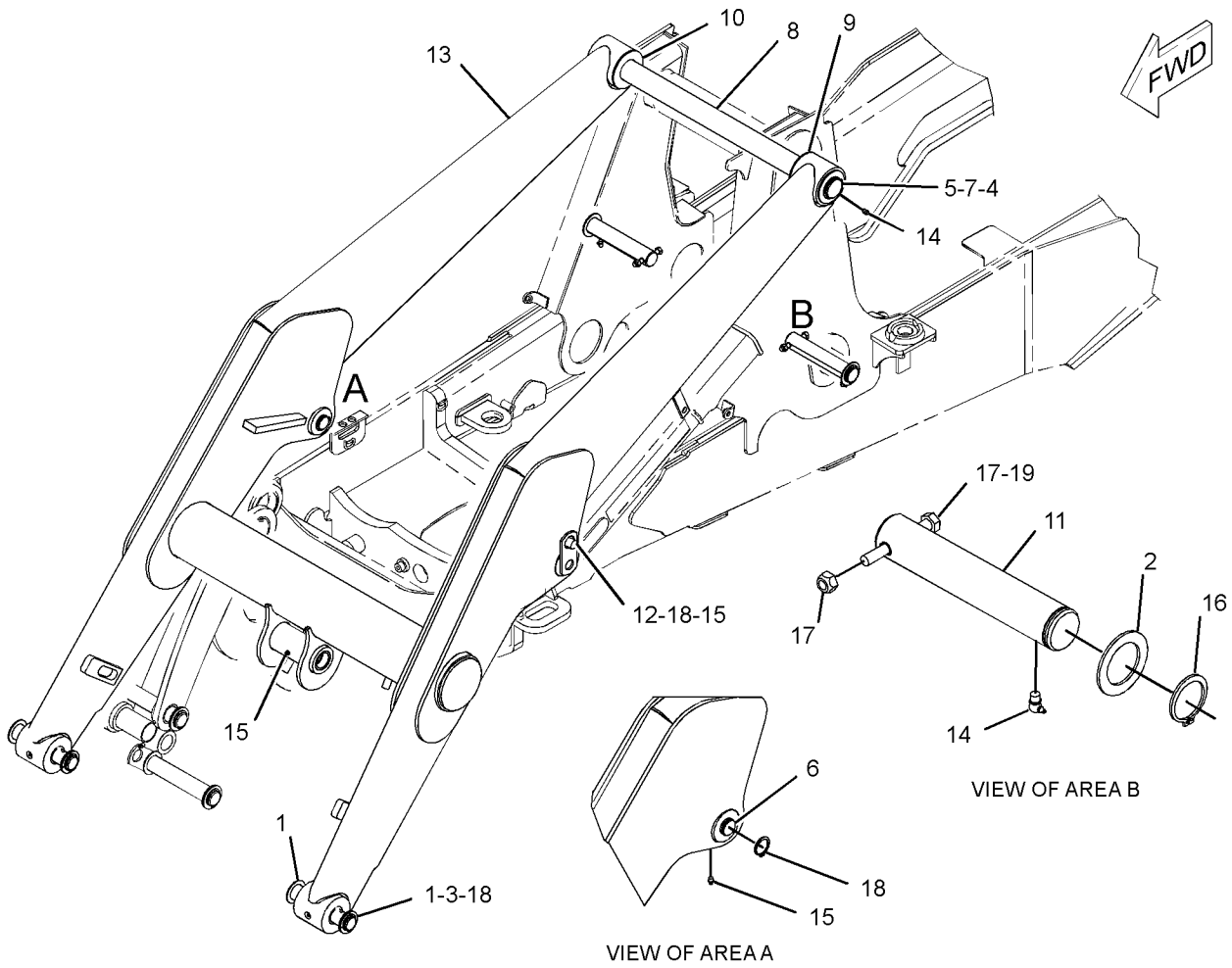
| NOTE | REF NO | GRAPHIC REF | PART NUMBER | QTY | PART NAME | | | | | | SEE PAGE |
|------|--------|-------------|-----------------|-----|----------------------------|---|---|---|---|-------------------|----------|
| | | | | | 1 | 2 | 3 | 4 | 5 | 6 (PRODUCT LEVEL) | |
| B | 1 | 1 | 9R-0109 | 8 | WASHER (41X64X3-MM THK) | | | | | | |
| | 2 | 1 | 9R-0158 | 2 | WASHER (46X69X3-MM THK) | | | | | | |
| | 3 | 1 | 9R-3182 | 2 | PIN | | | | | | |
| B | 4 | 1 | 9R-4066 | 2 | WASHER (61X98X4-MM THK) | | | | | | |
| B | 5 | 1 | 9R-8390 | 2 | SPACER (61X98X1-MM THK) | | | | | | |
| | 6 | 1 | 9R-9373 | 1 | PIN AS | | | | | | |
| | 7 | 1 | 127-8987 | 2 | RING-RETAINING | | | | | | |
| | 8 | 1 | 128-5010 | 1 | PIN | | | | | | |
| B | 9 | 1 | 128-7903 | 2 | SPACER (61X114.3X3-MM THK) | | | | | | |
| B | 10 | 1 | 128-7905 | 2 | SPACER (61X114.3X1-MM THK) | | | | | | |
| | 11 | 1 | 130-5451 | 2 | PIN | | | | | | |
| | 12 | 1 | 132-6496 | 1 | PIN AS | | | | | | |
| | 13 | 1 | 248-2257 | 1 | ARM AS LIFT | | | | | | |
| | | 1 | 248-2272 | 1 | ARM AS (RH) | | | | | | |
| | | 1 | 9R-0111 | 2 | BEARING-SLEEVE | | | | | | |
| | | 1 | 9R-6690 | 2 | BEARING-SLEEVE | | | | | | |
| | | 1 | 248-2273 | 1 | ARM AS (LH) | | | | | | |
| | | 1 | 9R-0111 | 2 | BEARING-SLEEVE | | | | | | |
| | | 1 | 9R-6690 | 2 | BEARING-SLEEVE | | | | | | |
| | 14 | 1 | 3B-8488 | 4 | FITTING-GREASE | | | | | | |
| | 15 | 1 | 3B-8489 | 5 | FITTING-GREASE | | | | | | |
| | 16 | 1 | 6V-3213 | 2 | RING-RETAINING | | | | | | |
| M | 17 | 1 | 6V-7687 | 2 | LOCKNUT (M12X1.75-THD) | | | | | | |
| | 18 | 1 | 6V-8144 | 6 | RING-RETAINING | | | | | | |
| M | 19 | 1 | 8T-4176 | 2 | BOLT (M12X1.75X90-MM) | | | | | | |

B-USE AS REQUIRED
M-METRIC PART

IMPLEMENTS

227-8378 ARM GP-LIFT (contd.)

i02355769



GRAPHIC #1

<END>

g01231112

IMPLEMENTS

209-9930 BOOM GP (CHG -02)

S/N: HLS1-UP

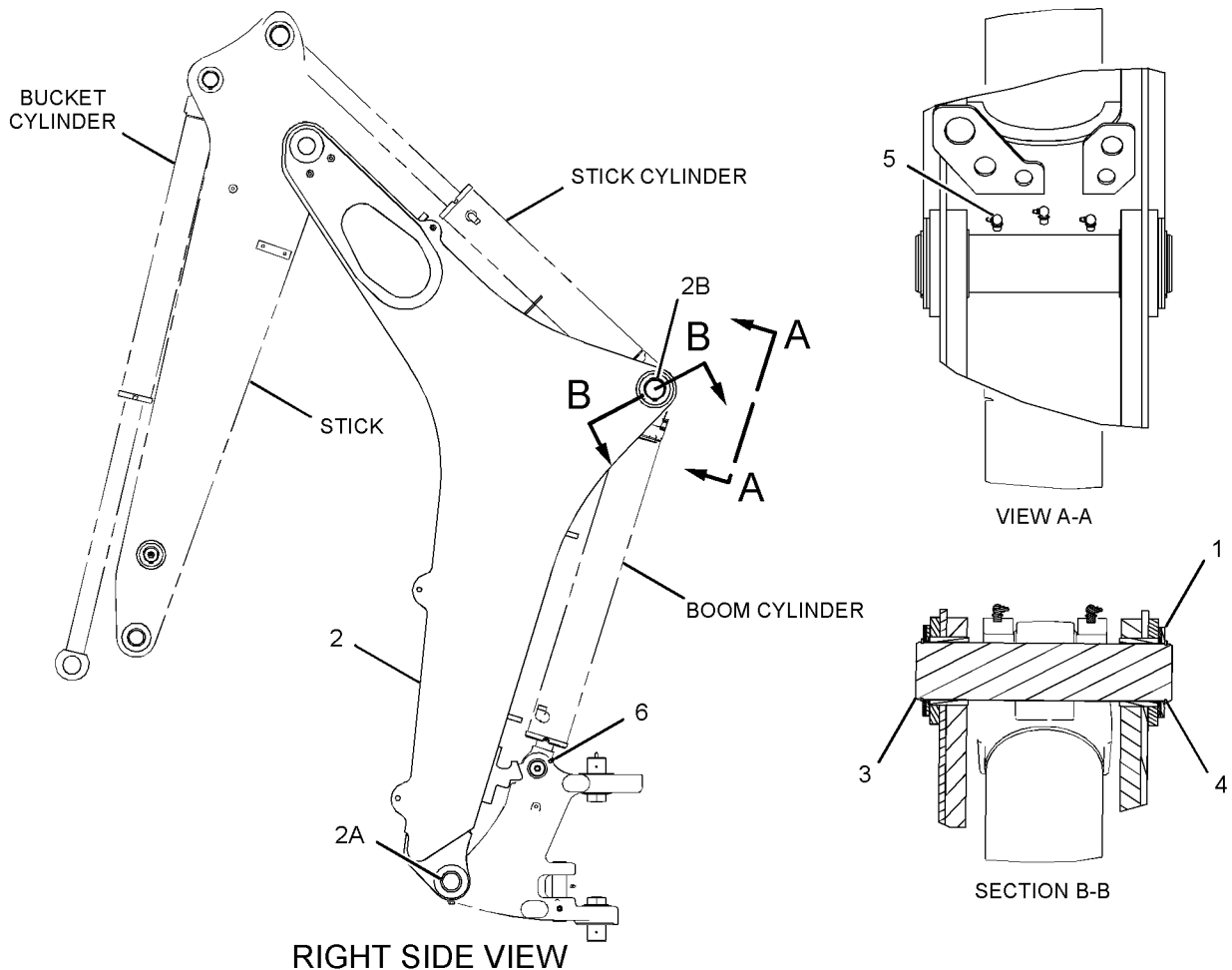
PART OF 214-2553, 214-3758 BACKHOE AR-EXTENDABLE STICK, 214-2550, 214-3755
BACKHOE AR-STANDARD STICK
AN ATTACHMENT

SMCS-6501

i02103469

| NOTE | REF NO | GRAPHIC REF | PART NUMBER | QTY | PART NAME | | | | | | SEE PAGE | |
|------|--------|-------------|-------------|----------|--------------------------|----------------------|---|---|---|-------------------|----------|--|
| | | | | | 1 | 2 | 3 | 4 | 5 | 6 (PRODUCT LEVEL) | | |
| B | 1 | 1 | 9R-0481 | 4 | WASHER (71X110X4-MM THK) | | | | | | | |
| | 2 | 1 | 209-6166 | 1 | BOOM AS | | | | | | | |
| | | | 1 | 9R-9866 | 4 | BOSS (M10X1.5X45-MM) | | | | | | |
| | | | 1 | 209-6173 | 2 | BOSS | | | | | | |
| | | | 1 | 209-6175 | 2 | BOSS | | | | | | |
| | | | 1 | 209-6176 | 2 | BOSS | | | | | | |
| 2A | 1 | 1 | 209-6181 | 2 | BEARING-SLEEVE | | | | | | | |
| 2B | 1 | 1 | 220-1012 | 2 | BEARING-SLEEVE | | | | | | | |
| 3 | 1 | 1 | 213-6693 | 1 | PIN | | | | | | | |
| 4 | 1 | 1 | 095-7950 | 2 | RING-RETAINING | | | | | | | |
| 5 | 1 | 1 | 3B-8488 | 3 | FITTING-GREASE | | | | | | | |
| 6 | 1 | 1 | 3B-8489 | 1 | FITTING-GREASE | | | | | | | |

B-USE AS REQUIRED



GRAPHIC #1

<END>

g01073902

IMPLEMENTS

218-0745 BRACE GP-LIFT CYLINDER (CHG -01, -02)

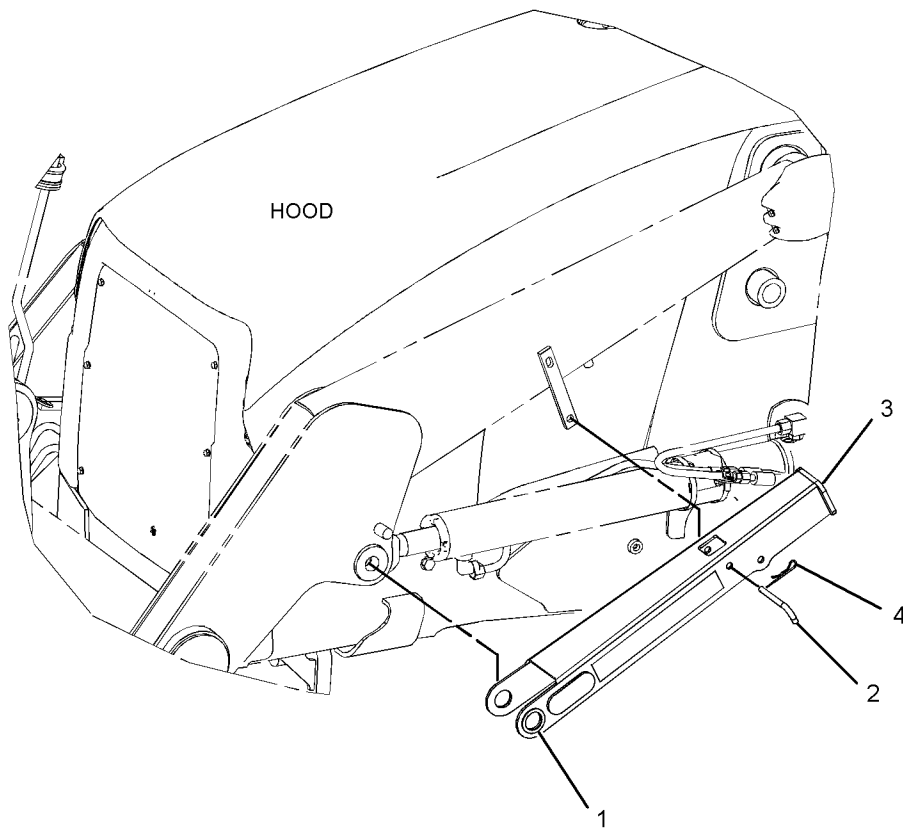
S/N: HLS1-UP

PART OF 213-9300 LOADER AR

SMCS-7507

i02365080

| NOTE | REF NO | GRAPHIC REF | PART NUMBER | QTY | PART NAME | SEE PAGE |
|------|--------|-------------|-----------------|-----|-----------------------------|----------|
| | | | | | 1 2 3 4 5 6 (PRODUCT LEVEL) | |
| | 1 | 1 | 9R-0109 | 2 | WASHER (41X64X3-MM THK) | |
| | 2 | 1 | 9R-0189 | 1 | PIN | |
| | 3 | 1 | 132-6497 | 1 | BRACE AS | |
| | 4 | 1 | 9R-5301 | 1 | PIN-COTTER | |



GRAPHIC #1

<END>

g01183429

IMPLEMENTS

270-3204 GUARD GP-BOOM (CHG -00)

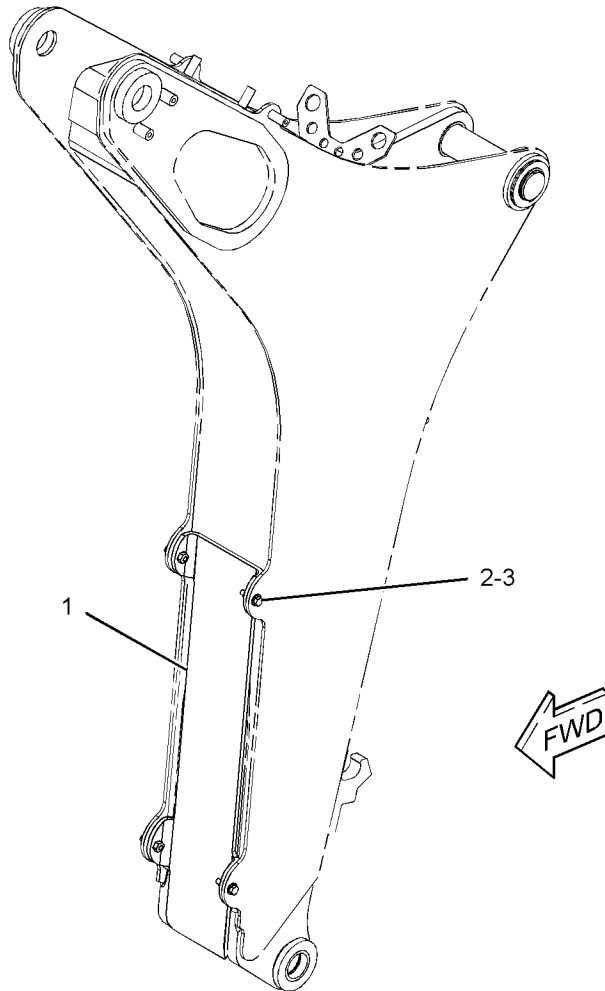
S/N: HLS1-UP
AN ATTACHMENT

SMCS-7150

i02448779

| NOTE | REF NO | GRAPHIC REF | PART NUMBER | QTY | PART NAME | | | | | | SEE PAGE |
|------|--------|-------------|-----------------|-----|----------------------------------|---|---|---|---|-------------------|----------|
| | | | | | 1 | 2 | 3 | 4 | 5 | 6 (PRODUCT LEVEL) | |
| | 1 | 1 | 270-3205 | 1 | PLATE AS | | | | | | |
| M | 2 | 1 | 8T-4184 | 4 | BOLT (M12X1.75X45-MM) | | | | | | |
| | 3 | 1 | 8T-4223 | 16 | WASHER-HARD (13.5X25.5X3-MM THK) | | | | | | |

M-METRIC PART



GRAPHIC #1

<END>

g01230743

IMPLEMENTS

221-4276 LINK GP-THUMB-ADJUSTABLE (CHG -01)

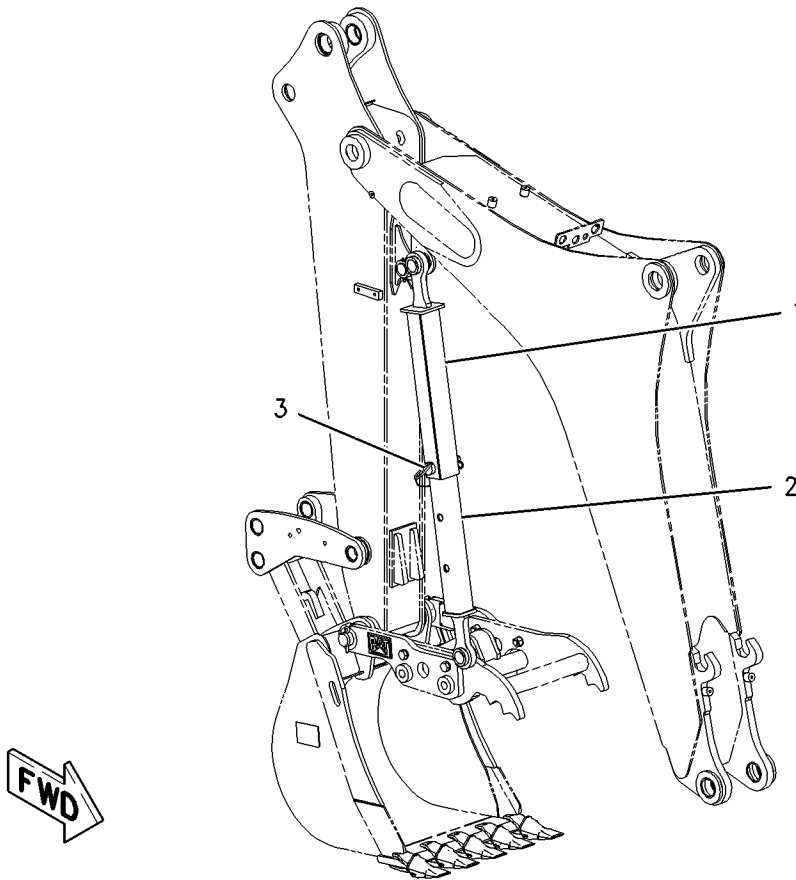
S/N: HLS1-UP

PART OF 224-6232, 224-6233, 224-6234, 224-6235 THUMB AR
AN ATTACHMENT

SMCS-6547

i01923588

| NOTE | REF NO | GRAPHIC REF | PART NUMBER | QTY | PART NAME | | | | | | SEE PAGE |
|------|--------|-------------|-------------|-----|-----------|---|---|---|---|-------------------|----------|
| | | | | | 1 | 2 | 3 | 4 | 5 | 6 (PRODUCT LEVEL) | |
| | 1 | 1 | 221-4271 | 1 | LINK AS | | | | | | |
| | 2 | 1 | 221-4272 | 1 | LINK AS | | | | | | |
| | 3 | 1 | 224-4527 | 1 | PIN AS | | | | | | |



GRAPHIC #1

<END>

g01003484

IMPLEMENTS

213-6692 LINKAGE GP-BACKHOE BUCKET (CHG -01, -02)

S/N: HLS1-UP

PART OF 214-2553, 214-3758 BACKHOE AR-EXTENDABLE STICK, 214-2550, 214-3755
BACKHOE AR-STANDARD STICK
AN ATTACHMENT

SMCS-6513

i02098007

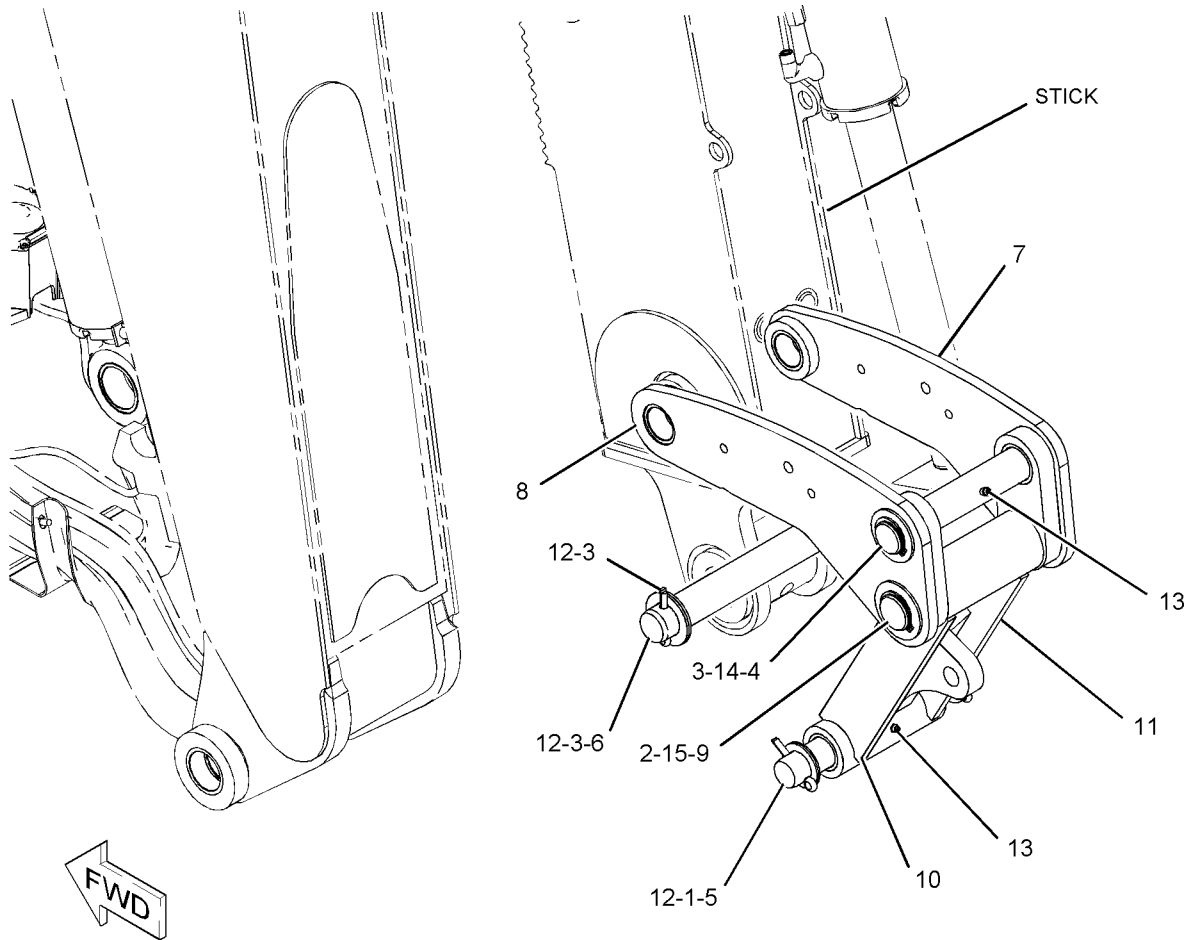
| NOTE | REF NO | GRAPHIC REF | PART NUMBER | QTY | PART NAME | | | | | | SEE PAGE |
|------|--------|-------------|-----------------|-----|-------------------------|---|---|---|---|-------------------|----------|
| | | | | | 1 | 2 | 3 | 4 | 5 | 6 (PRODUCT LEVEL) | |
| B | 1 | 1 | 9R-0158 | 5 | WASHER (46X69X3-MM THK) | | | | | | |
| B | 2 | 1 | 9R-1502 | 4 | WASHER (56X90X4-MM THK) | | | | | | |
| B | 3 | 1 | 9R-1510 | 9 | WASHER (51X82X4-MM THK) | | | | | | |
| | 4 | 1 | 154-5278 | 1 | PIN | | | | | | |
| | 5 | 1 | 154-5279 | 1 | PIN | | | | | | |
| | 6 | 1 | 154-5280 | 1 | PIN | | | | | | |
| | 7 | 1 | 213-6690 | 1 | GUIDE AS (RH) | | | | | | |
| | | 1 | 9R-0162 | 1 | BEARING-SLEEVE | | | | | | |
| | | 1 | 9R-0170 | 1 | BEARING | | | | | | |
| | | 1 | 213-6687 | 1 | BEARING-SLEEVE | | | | | | |
| | 8 | 1 | 213-6691 | 1 | GUIDE AS (LH) | | | | | | |
| | | 1 | 9R-0162 | 1 | BEARING-SLEEVE | | | | | | |
| | | 1 | 9R-0170 | 1 | BEARING | | | | | | |
| | | 1 | 213-6687 | 1 | BEARING-SLEEVE | | | | | | |
| | 9 | 1 | 213-6698 | 1 | PIN | | | | | | |
| | 10 | 1 | 213-6723 | 1 | LINK AS | | | | | | |
| | | 1 | 9R-0170 | 2 | BEARING | | | | | | |
| | | 1 | 213-6703 | 2 | BEARING | | | | | | |
| | 11 | 1 | 239-9435 | 1 | FILM-INSTRUCTION (LINK) | | | | | | |
| | 12 | 1 | 3B-5319 | 4 | PIN-COTTER | | | | | | |
| | 13 | 1 | 3B-8489 | 3 | FITTING-GREASE | | | | | | |
| | 14 | 1 | 6V-4364 | 2 | RING-RETAINING | | | | | | |
| | 15 | 1 | 6V-8344 | 2 | RING-RETAINING | | | | | | |

B-USE AS REQUIRED

IMPLEMENTS

213-6692 LINKAGE GP-BACKHOE BUCKET (contd.)

i02098007



GRAPHIC #1

<END>

g01079508

IMPLEMENTS

202-5720 LINKAGE GP-LOADER BUCKET (CHG -00 THRU -02)

S/N: HLS1-UP

PART OF 213-9300 LOADER AR

SMCS-6513

i01643669

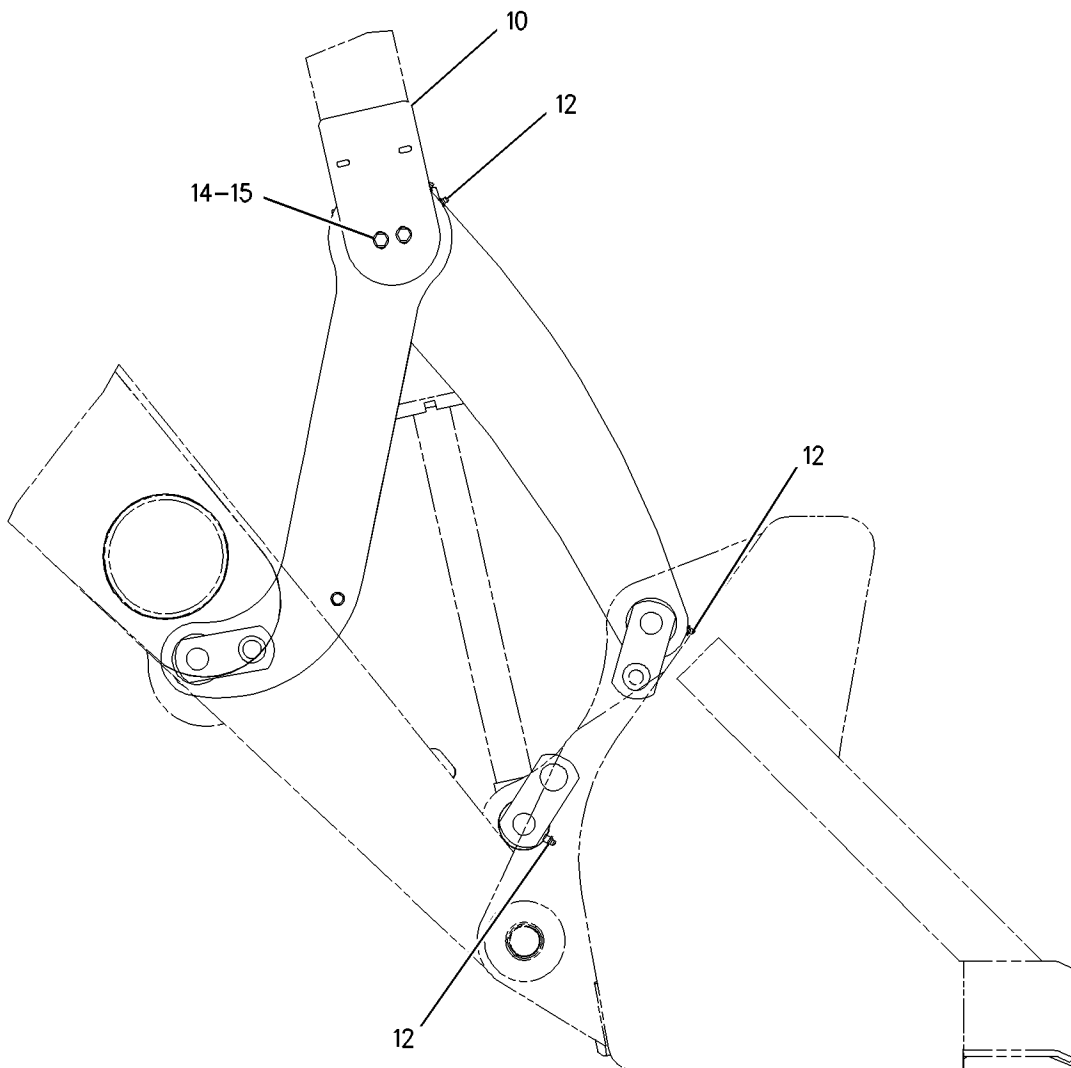
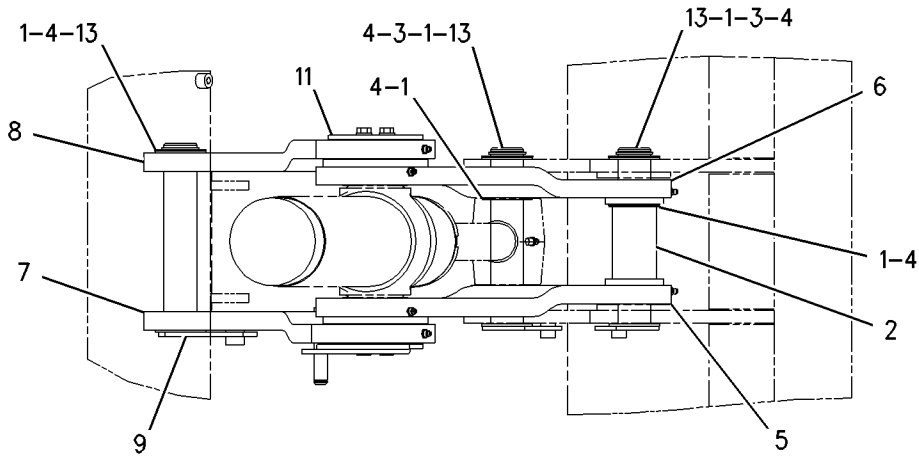
| NOTE | REF NO | GRAPHIC REF | PART NUMBER | QTY | PART NAME | | | | | | SEE PAGE |
|------|--------|-----------------|-----------------|--------------------------------|--------------------------|---|---|---|---|-------------------|----------|
| | | | | | 1 | 2 | 3 | 4 | 5 | 6 (PRODUCT LEVEL) | |
| B | 1 | 1 | 9R-0158 | 8 | WASHER (46X69X3-MM THK) | | | | | | |
| | 2 | 1 | 9R-4482 | 1 | SPACER (52.7X60.3X99-MM) | | | | | | |
| | 3 | 1 | 9R-4494 | 2 | PIN AS | | | | | | |
| B | 4 | 1 | 111-4337 | 10 | WASHER (46X70X1-MM THK) | | | | | | |
| | 5 | 1 | 200-8303 | 1 | LINK AS (RH) | | | | | | |
| | | | 9R-3756 | 1 | BEARING-SLEEVE | | | | | | |
| | | | 9R-5828 | 1 | BEARING-SLEEVE | | | | | | |
| | 6 | 1 | 200-8306 | 1 | LINK AS (LH) | | | | | | |
| | | | 9R-3756 | 1 | BEARING-SLEEVE | | | | | | |
| | | | 9R-5828 | 1 | BEARING-SLEEVE | | | | | | |
| | 7 | 1 | 200-8309 | 1 | GUIDE AS (RH) | | | | | | |
| | | | 9R-3747 | 1 | BEARING-SLEEVE | | | | | | |
| | | | 200-8308 | 1 | GUIDE | | | | | | |
| | | | 200-8313 | 1 | PIN | | | | | | |
| | 8 | 1 | 200-8310 | 1 | GUIDE AS (LH) | | | | | | |
| | | | 9R-3747 | 1 | BEARING-SLEEVE | | | | | | |
| | 9 | 1 | 200-8311 | 1 | PIN AS | | | | | | |
| | 10 | 1 | 201-1838 | 1 | PLATE | | | | | | |
| 11 | 1 | 201-1840 | 1 | PLATE | | | | | | | |
| 12 | 1 | 3B-8489 | 7 | FITTING-GREASE | | | | | | | |
| 13 | 1 | 6V-3213 | 3 | RING-RETAINING | | | | | | | |
| 14 | 1 | 8T-4121 | 4 | WASHER-HARD (11X21X2.5-MM THK) | | | | | | | |
| M | 15 | 1 | 8T-4137 | 4 | BOLT (M10X1.5X20-MM) | | | | | | |

B-USE AS REQUIRED
M-METRIC PART

IMPLEMENTS

202-5720 LINKAGE GP-LOADER BUCKET (contd.)

i01643669



GRAPHIC #1

<END>

g00849583

IMPLEMENTS

213-9300 LOADER AR (CHG -03 THRU -10)

S/N: HLS1-UP

PART OF 213-9273 COMMON AR

SMCS-6100

i02434017

| NOTE | PART NUMBER | QTY | PART NAME | | | | | | SEE PAGE |
|------|-----------------|-----|--------------------------------|---|---|---|---|-------------------|----------|
| | | | 1 | 2 | 3 | 4 | 5 | 6 (PRODUCT LEVEL) | |
| Y | 227-8378 | 1 | ARM GP-LIFT | | | | | | 391 |
| Y | 218-0745 | 1 | BRACE GP-LIFT CYLINDER | | | | | | 394 |
| Y | 228-3509 | 2 | CYLINDER GP-LIFT | | | | | | 269 |
| Y | 200-7128 | 1 | CYLINDER GP-TILT | | | | | | 282 |
| Y | 268-9418 | 1 | KICKOUT & POSITIONER GP | | | | | | 289 |
| Y | 246-5293 | 1 | LINES GP-LIFT CYLINDER | | | | | | 313 |
| Y | 246-5295 | 1 | LINES GP-TILT CYLINDER | | | | | | 340 |
| Y | 202-5720 | 1 | LINKAGE GP-LOADER BUCKET | | | | | | 399 |
| Y | 211-4262 | 1 | WIRING GP-KICKOUT & POSITIONER | | | | | | 125 |

Y-SEPARATE ILLUSTRATION

<END>

IMPLEMENTS

206-1641 LOCK GP-TRANSPORT-STABILIZER (CHG -02 THRU -04)

S/N: HLS1-UP

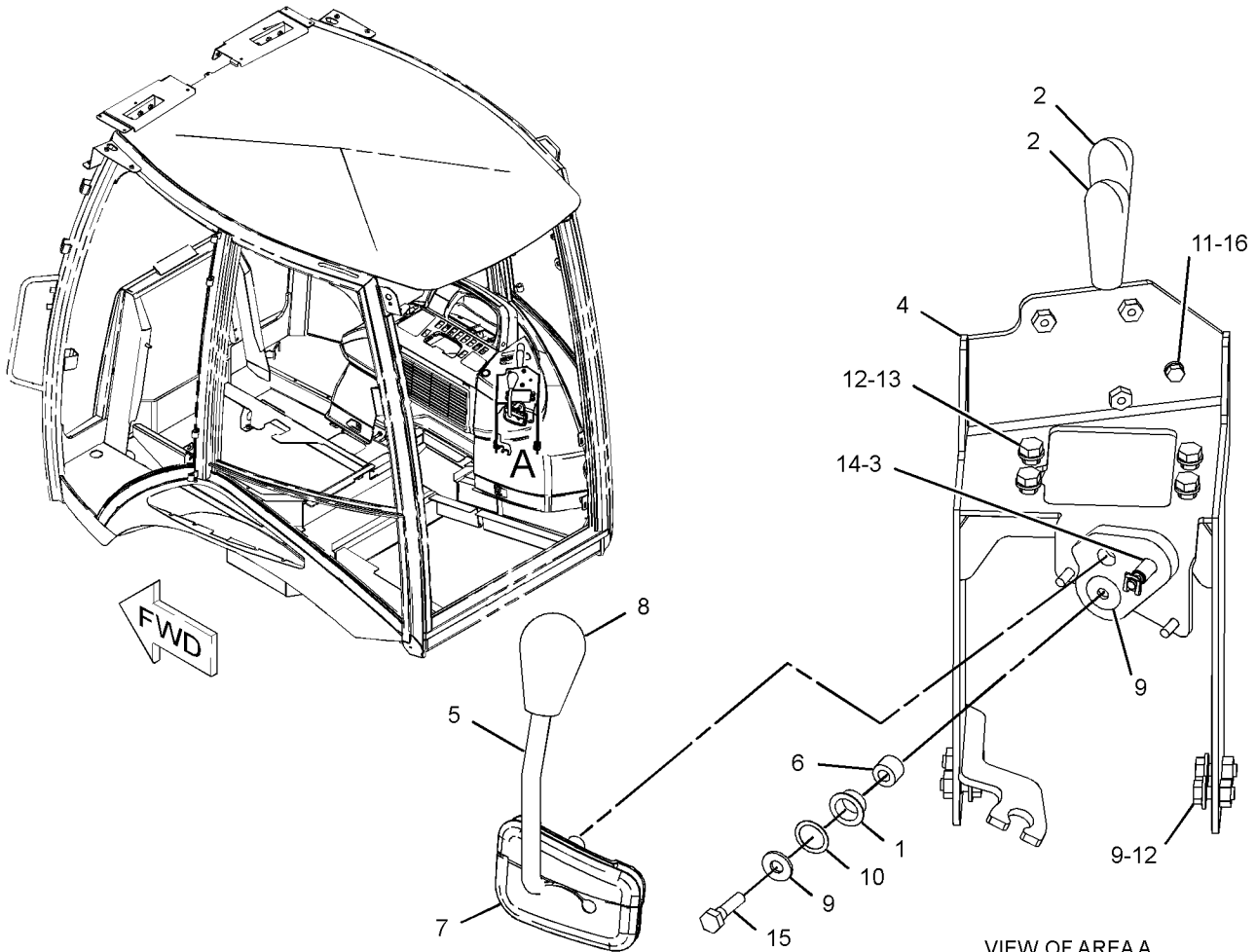
PART OF 213-9287 CHASSIS AR

SMCS-7505

i02431475

| NOTE | REF NO | GRAPHIC REF | PART NUMBER | QTY | PART NAME | | | | | | SEE PAGE |
|------|--------|-------------|-------------|-----|---------------------------------|---|---|---|---|-------------------|----------|
| | | | | | 1 | 2 | 3 | 4 | 5 | 6 (PRODUCT LEVEL) | |
| | 1 | 1 | 9R-8165 | 1 | BEARING | | | | | | |
| | 2 | 1 | 164-1398 | 2 | KNOB | | | | | | |
| | 3 | 1 | 183-6084 | 1 | BEARING | | | | | | |
| | 4 | 1 | 206-1871 | 1 | BRACKET AS | | | | | | |
| | 5 | 1 | 206-1874 | 1 | LEVER AS | | | | | | |
| | 6 | 1 | 229-5745 | 1 | SPACER (8X15.875X11.6-MM THK) | | | | | | |
| | 7 | 1 | 248-2710 | 1 | GROMMET | | | | | | |
| | 8 | 1 | 164-1395 | 1 | KNOB | | | | | | |
| | 9 | 1 | 5P-4116 | 6 | WASHER-HARD (8.8X20.5X2-MM THK) | | | | | | |
| B | 10 | 1 | 6E-5431 | 1 | SHIM (0.5-MM THK) | | | | | | |
| M | 11 | 1 | 8T-4138 | 1 | BOLT (M6X1X20-MM) | | | | | | |
| M | 12 | 1 | 8T-4189 | 8 | BOLT (M8X1.25X20-MM) | | | | | | |
| | 13 | 1 | 8T-4224 | 4 | WASHER-HARD (8.8X16X2-MM THK) | | | | | | |
| | 14 | 1 | 8T-6902 | 1 | CLIP | | | | | | |
| M | 15 | 1 | 8T-7547 | 1 | BOLT (M8X1.25X30-MM) | | | | | | |
| | 16 | 1 | 9X-8256 | 1 | WASHER (6.6X12X2-MM THK) | | | | | | |

B-USE AS REQUIRED
M-METRIC PART



GRAPHIC #1

<END>

VIEW OF AREA A

g01207186

IMPLEMENTS

211-5182 LOCK GP-TRANSPORT-BOOM (CHG -04 THRU -08)

S/N: HLS1-UP

PART OF 213-9287 CHASSIS AR

SMCS-7505

i02355821

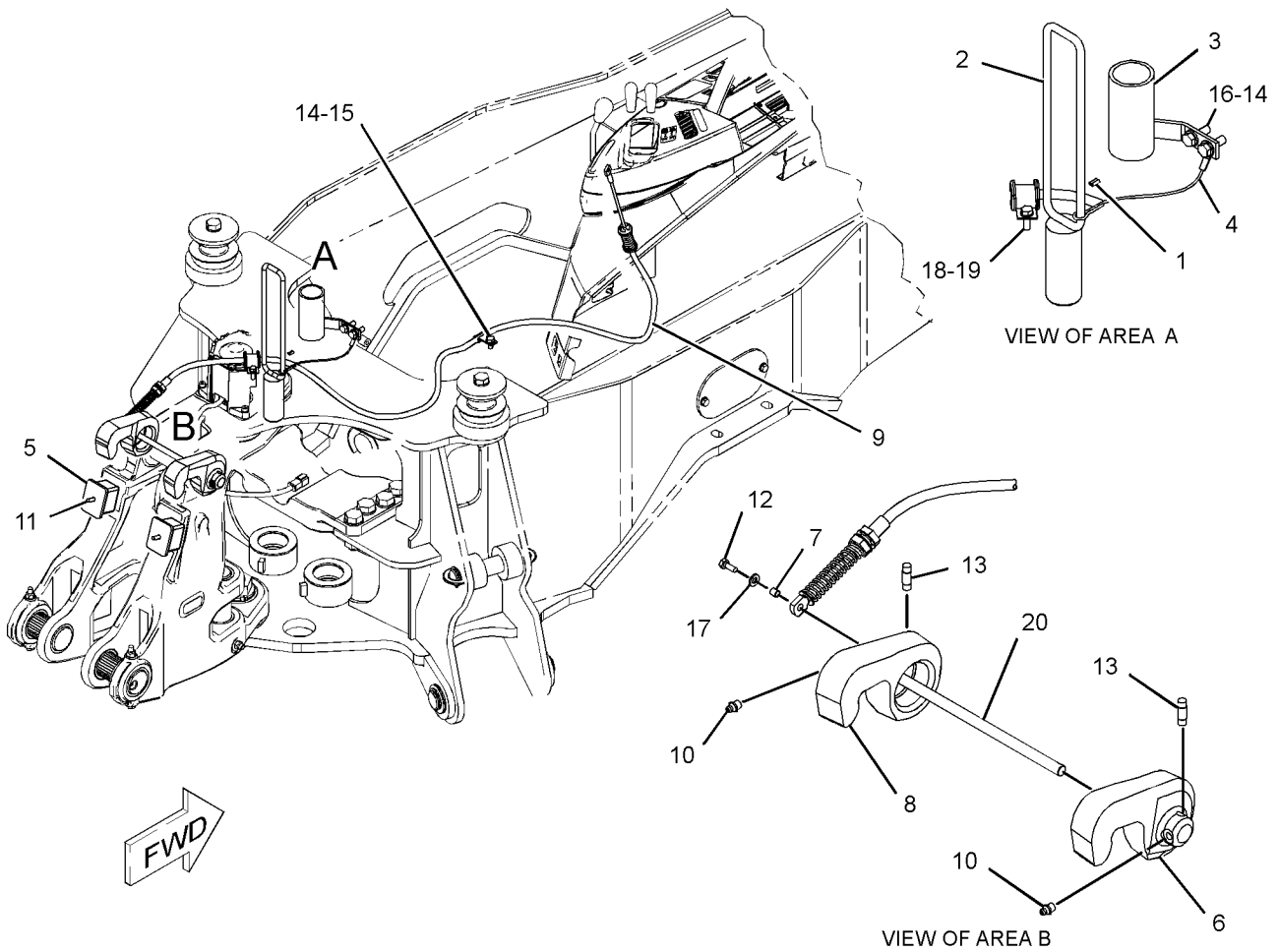
| NOTE | REF NO | GRAPHIC REF | PART NUMBER | QTY | PART NAME | | | | | | SEE PAGE |
|------|--------|-------------|-----------------|-----|----------------------------------|---|---|---|---|-------------------|----------|
| | | | | | 1 | 2 | 3 | 4 | 5 | 6 (PRODUCT LEVEL) | |
| | 1 | 1 | 5P-7958 | 1 | SLEEVE-CABLE SPLICE | | | | | | |
| | 2 | 1 | 9R-8594 | 1 | PIN AS | | | | | | |
| | 3 | 1 | 131-8775 | 1 | BRACKET AS | | | | | | |
| | 4 | 1 | 134-0143 | 1 | CABLE (2.38-GA) | | | | | | |
| | 5 | 1 | 214-4285 | 2 | PAD AS | | | | | | |
| | 6 | 1 | 214-6999 | 1 | HOOK | | | | | | |
| | 7 | 1 | 214-7043 | 1 | SPACER | | | | | | |
| | 8 | 1 | 225-8227 | 1 | HOOK | | | | | | |
| | 9 | 1 | 276-2353 | 1 | CABLE AS | | | | | | |
| | | 1 | 2R-0364 | 1 | RING-RETAINING | | | | | | |
| | | 1 | 4D-9517 | 1 | CLIP | | | | | | |
| | | 1 | 6V-0826 | 1 | GROMMET | | | | | | |
| | | 1 | 279-9452 | 1 | CLIP | | | | | | |
| | 10 | 1 | 3B-8489 | 2 | FITTING-GREASE | | | | | | |
| M | 11 | 1 | 5A-3604 | 2 | BOLT-SOCKET HEAD (M8X1.25X25-MM) | | | | | | |
| M | 12 | 1 | 5C-9553 | 1 | BOLT (M6X1X16-MM) | | | | | | |
| | 13 | 1 | 6E-1135 | 2 | PIN | | | | | | |
| | 14 | 1 | 8T-4121 | 3 | WASHER-HARD (11X21X2.5-MM THK) | | | | | | |
| M | 15 | 1 | 8T-4137 | 1 | BOLT (M10X1.5X20-MM) | | | | | | |
| M | 16 | 1 | 8T-4195 | 2 | BOLT (M10X1.5X30-MM) | | | | | | |
| | 17 | 1 | 8T-4205 | 1 | WASHER-HARD (7.2X14.5X2-MM THK) | | | | | | |
| | 18 | 1 | 8T-4224 | 1 | WASHER-HARD (8.8X16X2-MM THK) | | | | | | |
| M | 19 | 1 | 8T-4908 | 1 | BOLT (M8X1.25X25-MM) | | | | | | |
| | 20 | 1 | 214-4281 | 1 | PIN | | | | | | |

M-METRIC PART

IMPLEMENTS

211-5182 LOCK GP-TRANSPORT (contd.)

i02355821



GRAPHIC #1

<END>

g01237042

IMPLEMENTS

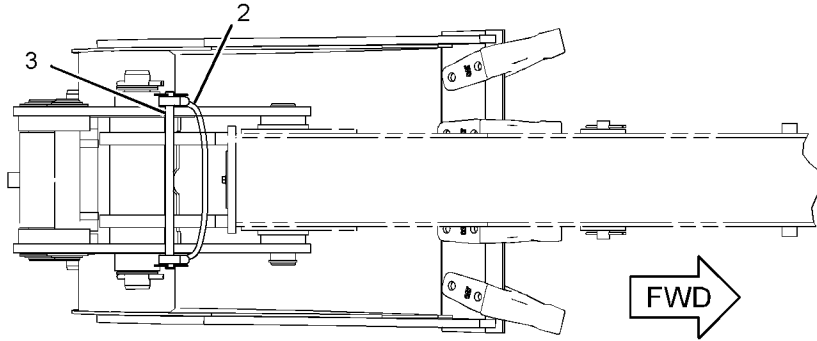
252-4660 LOCK GP-TRANSPORT (CHG -00)

S/N: HLS1-UP
AN ATTACHMENT

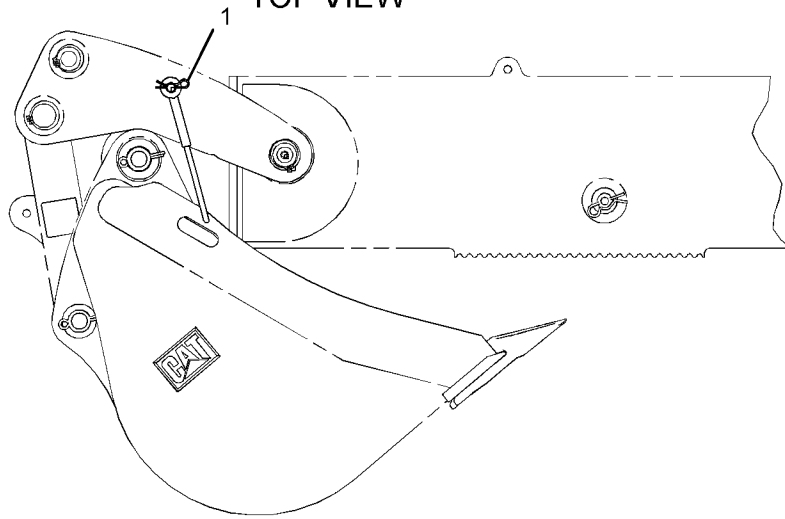
SMCS-7505

i02333972

| NOTE | REF NO | GRAPHIC REF | PART NUMBER | QTY | PART NAME | | | | | | SEE PAGE |
|------|--------|-------------|-------------|-----|------------|---|---|---|---|-------------------|----------|
| | | | | | 1 | 2 | 3 | 4 | 5 | 6 (PRODUCT LEVEL) | |
| | 1 | 1 | 9R-5301 | 2 | PIN-COTTER | | | | | | |
| | 2 | 1 | 252-4659 | 1 | CABLE AS | | | | | | |
| | 3 | 1 | 9R-9028 | 1 | PIN | | | | | | |



TOP VIEW



RIGHT SIDE VIEW

GRAPHIC #1

<END>

g01178751

IMPLEMENTS

213-6700 MOUNTING GP-STICK (CHG -04 THRU -07)

S/N: HLS1-UP

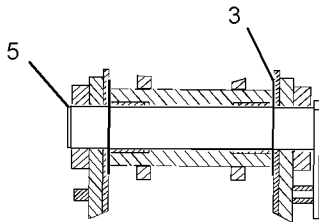
PART OF 214-2553, 214-3758 BACKHOE AR-EXTENDABLE STICK
AN ATTACHMENT

SMCS-6502

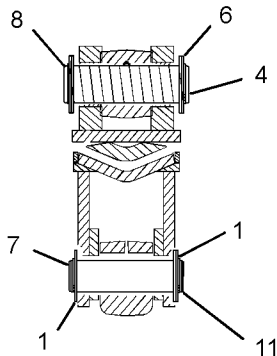
i02355815

| NOTE | REF NO | GRAPHIC REF | PART NUMBER | QTY | PART NAME | | | | | | SEE PAGE |
|------|--------|-------------|-------------|-----|--------------------------|---|---|---|---|-------------------|----------|
| | | | | | 1 | 2 | 3 | 4 | 5 | 6 (PRODUCT LEVEL) | |
| B | 1 | 1 | 9R-5238 | 6 | SPACER (56X110X3-MM THK) | | | | | | |
| B | 2 | 1 | 9R-1510 | 3 | WASHER (51X82X4-MM THK) | | | | | | |
| B | 3 | 1 | 9R-8292 | 3 | SPACER (61X135X1-MM THK) | | | | | | |
| | 4 | 1 | 213-6695 | 1 | PIN | | | | | | |
| | 5 | 1 | 215-9448 | 1 | PIN AS | | | | | | |
| B | 6 | 1 | 215-9690 | 4 | WASHER (66X100X4-MM THK) | | | | | | |
| | 7 | 1 | 220-1019 | 1 | PIN | | | | | | |
| | 8 | 1 | 095-0929 | 2 | RING-RETAINING | | | | | | |
| | 9 | 1 | 3B-8488 | 1 | FITTING-GREASE | | | | | | |
| | 10 | 1 | 3B-8489 | 1 | FITTING-GREASE | | | | | | |
| | 11 | 1 | 6V-8344 | 2 | RING-RETAINING | | | | | | |

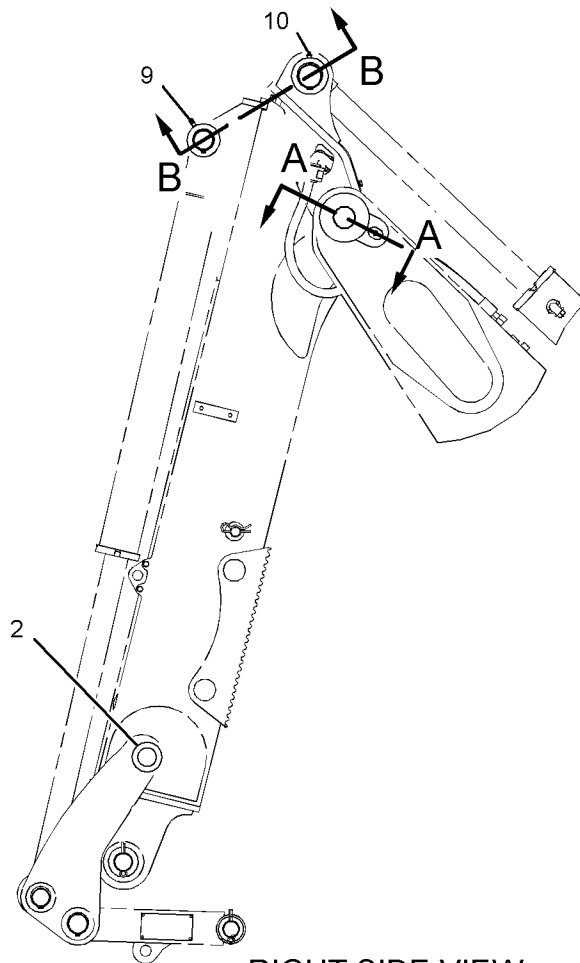
B-USE AS REQUIRED



SECTION A-A



SECTION B-B



RIGHT SIDE VIEW

GRAPHIC #1

<END>

g01208134

IMPLEMENTS

133-3362 PAD & GUARD GP-STABILIZER-STREET (CHG -08)

S/N: HLS1-UP
AN ATTACHMENT

SMCS-7222

i02159628

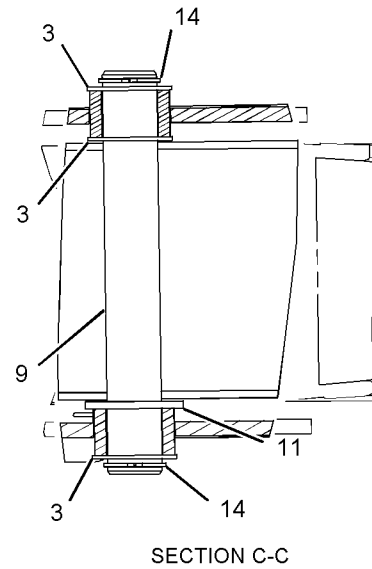
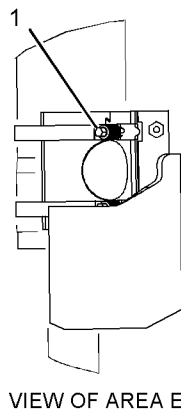
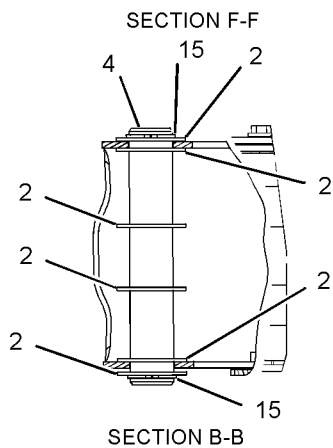
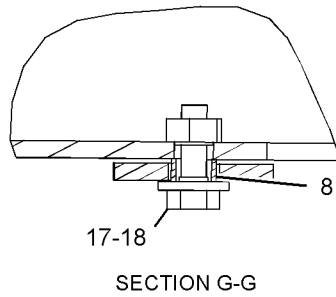
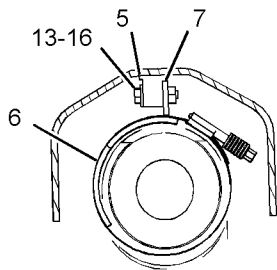
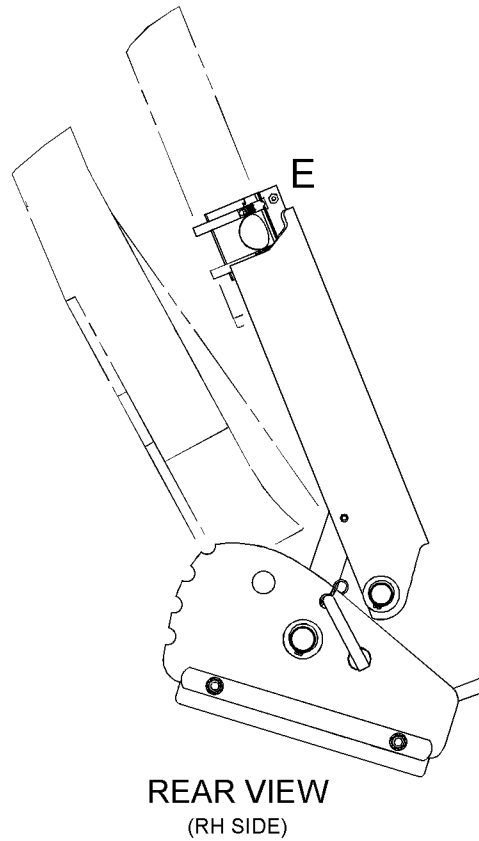
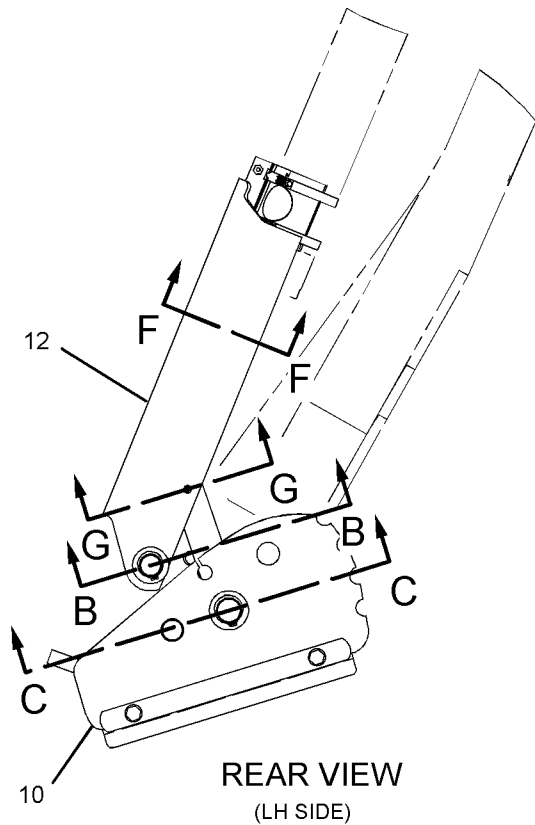
| NOTE | REF NO | GRAPHIC REF | PART NUMBER | QTY | PART NAME | | | | | | SEE PAGE |
|------|--------|-------------|-----------------|-----|---------------------------------|---|---|---|---|-------------------|----------|
| | | | | | 1 | 2 | 3 | 4 | 5 | 6 (PRODUCT LEVEL) | |
| | 1 | 1 | 8T-4986 | 4 | CLAMP-HOSE | | | | | | |
| B | 2 | 1 | 9R-0109 | 12 | WASHER (41X64X3-MM THK) | | | | | | |
| BC | 3 | 1 | 9R-0158 | 6 | WASHER (46X69X3-MM THK) | | | | | | |
| | 4 | 1 | 130-1638 | 2 | PIN | | | | | | |
| | 5 | 1 | 188-3953 | 2 | PAD | | | | | | |
| | 6 | 1 | 201-5810 | 2 | PLATE | | | | | | |
| | 7 | 1 | 201-5812 | 2 | PLATE AS | | | | | | |
| | | | | | (EACH INCLUDES) | | | | | | |
| M | | 1 | 8T-3612 | 2 | NUT-WELD (M8X1.25-THD) | | | | | | |
| C | 8 | 1 | 203-7060 | 2 | SPACER (12.58X15.88X8-MM) | | | | | | |
| C | 9 | 1 | 238-9546 | 2 | SHAFT | | | | | | |
| CY | 10 | 1 | <i>238-9547</i> | 2 | PAD GP-STABILIZER (STREET) | | | | | | 416 |
| C | 11 | 1 | 241-0888 | 2 | PLATE | | | | | | |
| C | 12 | 1 | 241-0889 | 2 | GUARD AS | | | | | | |
| | | | | | (EACH INCLUDES) | | | | | | |
| M | | 1 | 8T-3490 | 2 | NUT-WELD (M10X1.5-THD) | | | | | | |
| | 13 | 1 | 5P-4116 | 2 | WASHER-HARD (8.8X20.5X2-MM THK) | | | | | | |
| C | 14 | 1 | 6V-3213 | 4 | RING-RETAINING | | | | | | |
| | 15 | 1 | 6V-8144 | 4 | RING-RETAINING | | | | | | |
| M | 16 | 1 | 7X-2537 | 2 | BOLT (M8X1.25X35-MM) | | | | | | |
| C | 17 | 1 | 7X-7729 | 2 | WASHER (11X25X3-MM THK) | | | | | | |
| CM | 18 | 1 | 8T-4195 | 2 | BOLT (M10X1.5X30-MM) | | | | | | |

B-USE AS REQUIRED
C-CHANGE FROM PREVIOUS TYPE
M-METRIC PART
Y-SEPARATE ILLUSTRATION

IMPLEMENTS

133-3362 PAD & GUARD GP-STABILIZER (contd.)

i02159628



GRAPHIC #1

<END>

g01105437

IMPLEMENTS

133-3363 PAD & GUARD GP-STABILIZER (CHG -08)

S/N: HLS1-UP
AN ATTACHMENT

SMCS-7222

i02159634

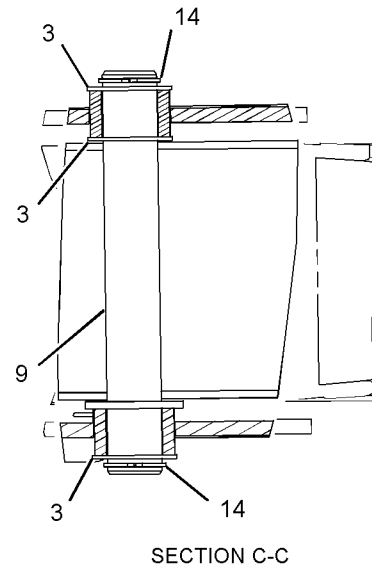
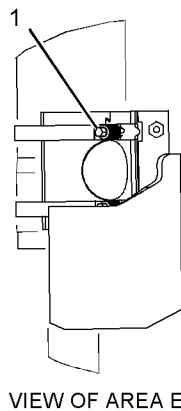
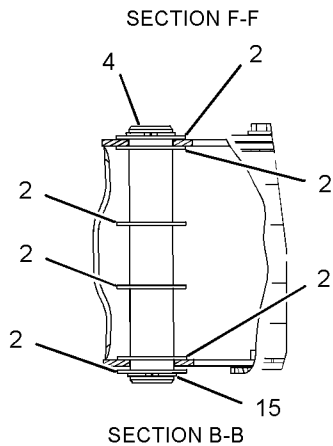
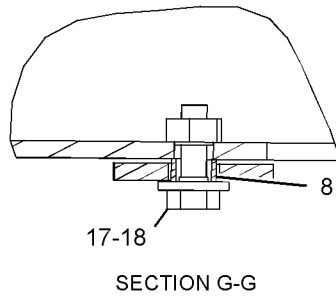
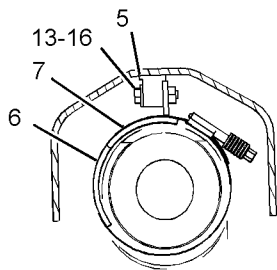
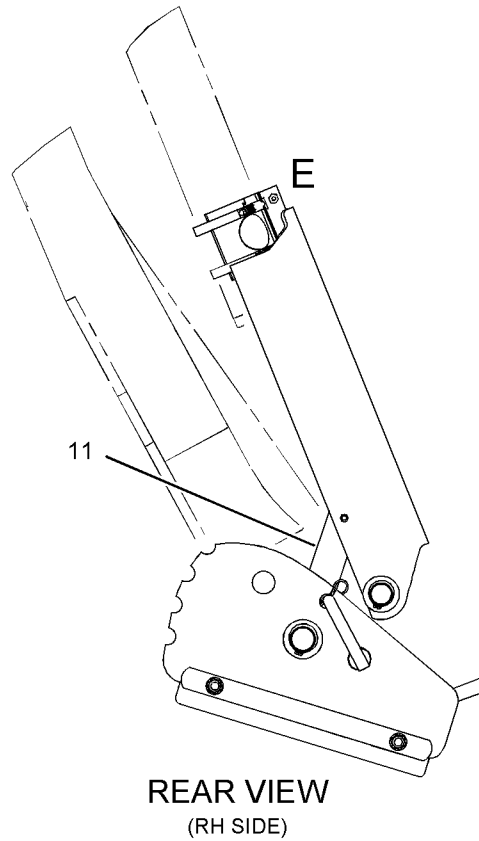
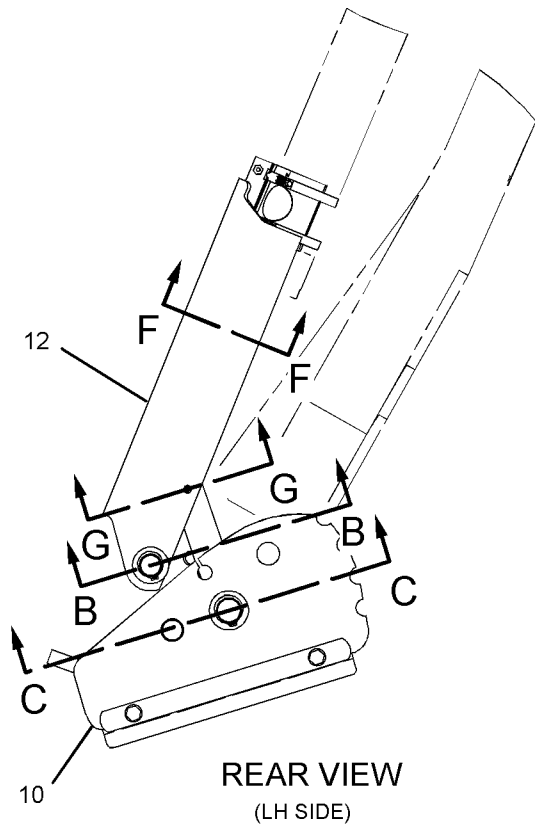
| NOTE | REF NO | GRAPHIC REF | PART NUMBER | QTY | PART NAME | | | | | | SEE PAGE |
|------|--------|-------------|-----------------|-----|---------------------------------|---|---|---|---|-------------------|----------|
| | | | | | 1 | 2 | 3 | 4 | 5 | 6 (PRODUCT LEVEL) | |
| | 1 | 1 | 8T-4986 | 4 | CLAMP-HOSE | | | | | | |
| BC | 2 | 1 | 9R-0109 | 12 | WASHER (41X64X3-MM THK) | | | | | | |
| BC | 3 | 1 | 9R-0158 | 6 | WASHER (46X69X3-MM THK) | | | | | | |
| | 4 | 1 | 130-1638 | 2 | PIN | | | | | | |
| | 5 | 1 | 188-3953 | 2 | PAD | | | | | | |
| | 6 | 1 | 201-5810 | 2 | PLATE | | | | | | |
| | 7 | 1 | 201-5812 | 2 | PLATE AS | | | | | | |
| | | | | | (EACH INCLUDES) | | | | | | |
| M | | 1 | 8T-3612 | 2 | NUT-WELD (M8X1.25-THD) | | | | | | |
| | | 1 | 201-5810 | 1 | PLATE | | | | | | |
| C | 8 | 1 | 203-7060 | 2 | SPACER (12.58X15.88X8-MM) | | | | | | |
| C | 9 | 1 | 238-9546 | 2 | SHAFT | | | | | | |
| C | 10 | 1 | 239-1416 | 2 | PAD AS | | | | | | |
| C | 11 | 1 | 241-0888 | 2 | PLATE | | | | | | |
| C | 12 | 1 | 241-0889 | 2 | GUARD AS | | | | | | |
| | | | | | (EACH INCLUDES) | | | | | | |
| M | | 1 | 8T-3490 | 2 | NUT-WELD (M10X1.5-THD) | | | | | | |
| | 13 | 1 | 5P-4116 | 2 | WASHER-HARD (8.8X20.5X2-MM THK) | | | | | | |
| | 14 | 1 | 6V-3213 | 4 | RING-RETAINING | | | | | | |
| | 15 | 1 | 6V-8144 | 4 | RING-RETAINING | | | | | | |
| M | 16 | 1 | 7X-2537 | 2 | BOLT (M8X1.25X35-MM) | | | | | | |
| C | 17 | 1 | 7X-7729 | 2 | WASHER (11X25X3-MM THK) | | | | | | |
| CM | 18 | 1 | 8T-4195 | 2 | BOLT (M10X1.5X30-MM) | | | | | | |

B- USE AS REQUIRED
C- CHANGE FROM PREVIOUS TYPE
M- METRIC PART

IMPLEMENTS

133-3363 PAD & GUARD GP-STABILIZER (contd.)

i02159634



GRAPHIC #1

<END>

g01105443

IMPLEMENTS

133-3366 PAD & GUARD GP-STABILIZER-STREET (CHG -09)

S/N: HLS1-UP
AN ATTACHMENT

SMCS-7222

i02159637

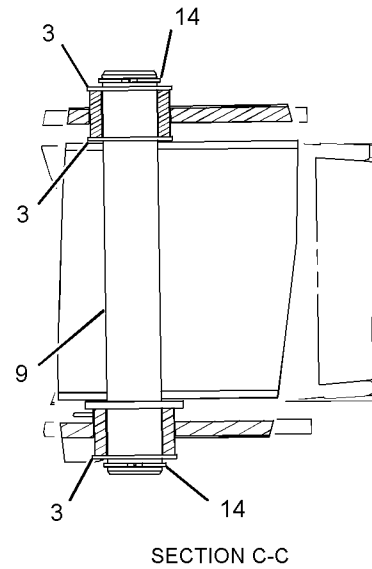
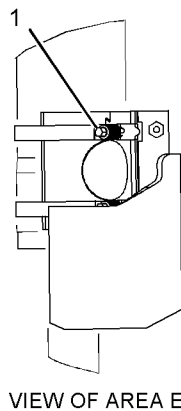
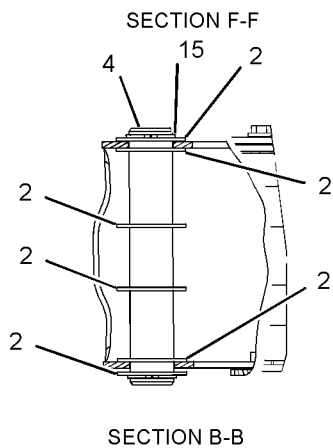
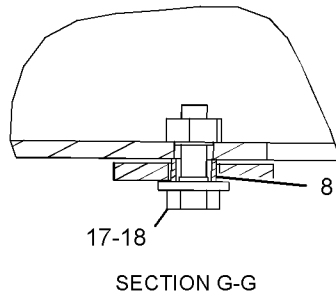
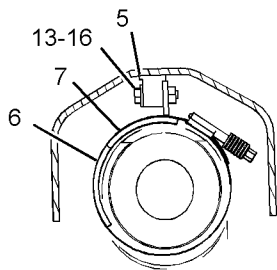
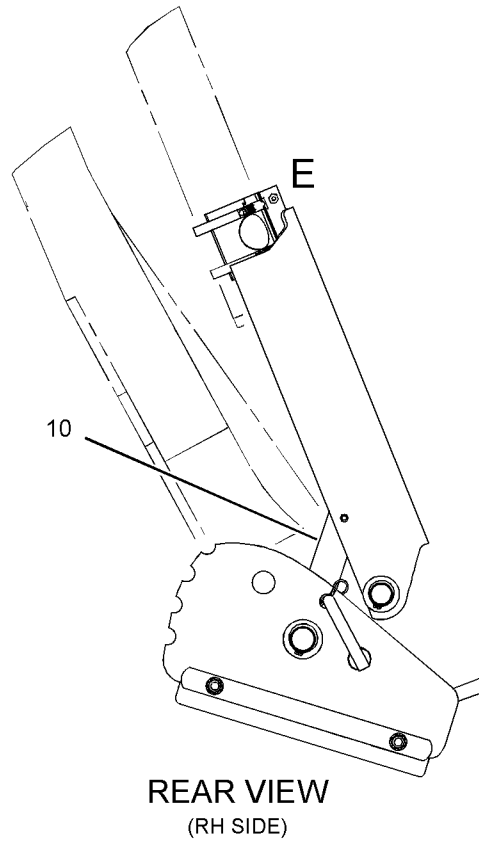
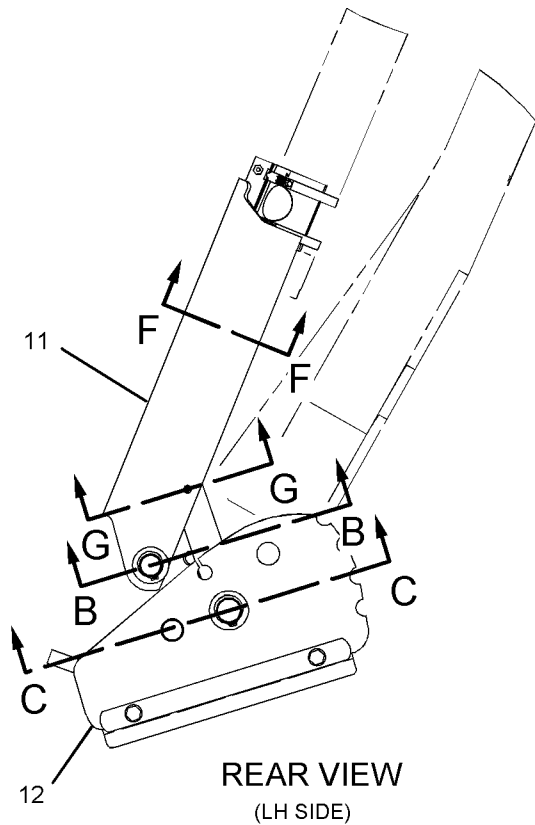
| NOTE | REF NO | GRAPHIC REF | PART NUMBER | QTY | PART NAME | | | | | | SEE PAGE |
|------|--------|-------------|-----------------|-----|---------------------------------|---|---|---|---|-------------------|----------|
| | | | | | 1 | 2 | 3 | 4 | 5 | 6 (PRODUCT LEVEL) | |
| | 1 | 1 | 8T-4986 | 4 | CLAMP-HOSE | | | | | | |
| | 2 | 1 | 9R-0109 | 12 | WASHER (41X64X3-MM THK) | | | | | | |
| C | 3 | 1 | 9R-0158 | 6 | WASHER (46X69X3-MM THK) | | | | | | |
| | 4 | 1 | 130-1638 | 2 | PIN | | | | | | |
| | 5 | 1 | 188-3953 | 2 | PAD | | | | | | |
| | 6 | 1 | 201-5810 | 2 | PLATE | | | | | | |
| | 7 | 1 | 201-5812 | 2 | PLATE AS | | | | | | |
| | | | | | (EACH INCLUDES) | | | | | | |
| M | | 1 | 8T-3612 | 2 | NUT-WELD (M8X1.25-THD) | | | | | | |
| | | 1 | 201-5810 | 1 | PLATE | | | | | | |
| C | 8 | 1 | 203-7060 | 2 | SPACER (12.58X15.88X8-MM) | | | | | | |
| C | 9 | 1 | 238-9546 | 2 | SHAFT | | | | | | |
| C | 10 | 1 | 241-0888 | 2 | PLATE | | | | | | |
| C | 11 | 1 | 241-0889 | 2 | GUARD AS | | | | | | |
| | | | | | (EACH INCLUDES) | | | | | | |
| M | | 1 | 8T-3490 | 2 | NUT-WELD (M10X1.5-THD) | | | | | | |
| CY | 12 | 1 | 247-7555 | 2 | PAD GP-STABILIZER (STREET) | | | | | | 417 |
| | 13 | 1 | 5P-4116 | 2 | WASHER-HARD (8.8X20.5X2-MM THK) | | | | | | |
| | 14 | 1 | 6V-3213 | 4 | RING-RETAINING | | | | | | |
| | 15 | 1 | 6V-8144 | 4 | RING-RETAINING | | | | | | |
| M | 16 | 1 | 7X-2537 | 2 | BOLT (M8X1.25X35-MM) | | | | | | |
| C | 17 | 1 | 7X-7729 | 2 | WASHER (11X25X3-MM THK) | | | | | | |
| CM | 18 | 1 | 8T-4195 | 2 | BOLT (M10X1.5X30-MM) | | | | | | |

C-CHANGE FROM PREVIOUS TYPE
M-METRIC PART
Y-SEPARATE ILLUSTRATION

IMPLEMENTS

133-3366 PAD & GUARD GP-STABILIZER (contd.)

i02159637



GRAPHIC #1

<END>

g01107893

IMPLEMENTS

9R-1085 PAD & MTG GP-STABILIZER-STREET (CHG -16)

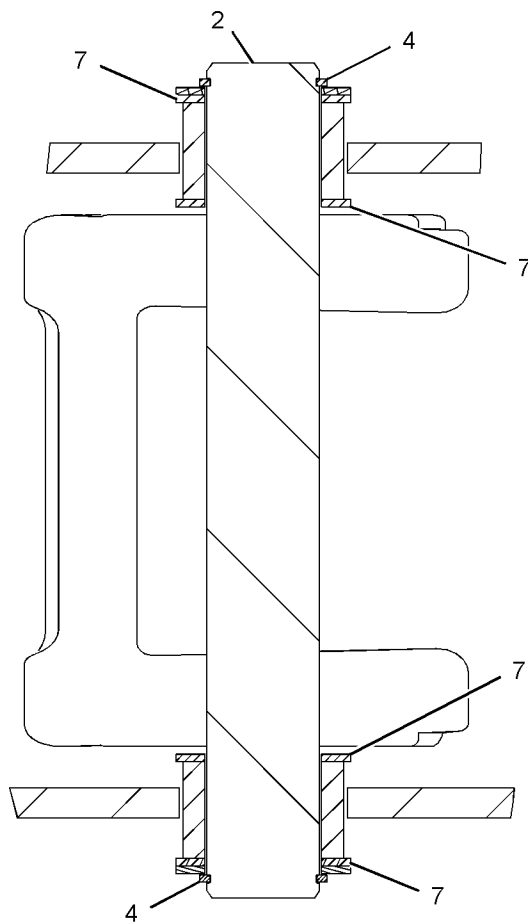
S/N: HLS1-UP
AN ATTACHMENT

SMCS-7222

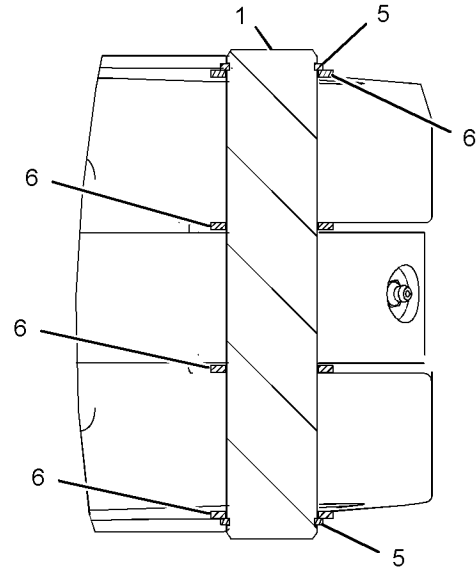
i02127794

| NOTE | REF NO | GRAPHIC REF | PART NUMBER | QTY | PART NAME | | | | | | SEE PAGE |
|------|--------|-------------|-------------|-----|----------------------------|---|---|---|---|---|----------|
| | | | | | 1 | 2 | 3 | 4 | 5 | 6 | |
| | 1 | 1 | 9R-0422 | 2 | PIN | | | | | | |
| C | 2 | 1 | 238-9546 | 2 | SHAFT | | | | | | |
| CY | 3 | 1 | 247-7555 | 2 | PAD GP-STABILIZER (STREET) | | | | | | 417 |
| | 4 | 1 | 6V-3213 | 4 | RING-RETAINING | | | | | | |
| | 5 | 1 | 6V-8144 | 4 | RING-RETAINING | | | | | | |
| B | 6 | 1 | 9R-0109 | 8 | WASHER (41X64X3-MM THK) | | | | | | |
| BC | 7 | 1 | 9R-0158 | 16 | WASHER (46X69X3-MM THK) | | | | | | |

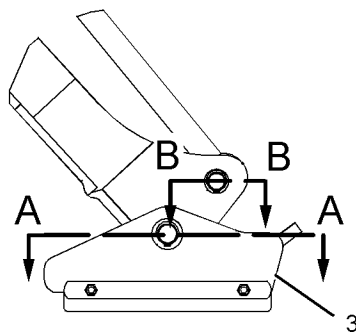
B-USE AS REQUIRED
C-CHANGE FROM PREVIOUS TYPE
Y-SEPARATE ILLUSTRATION



SECTION A-A



SECTION B-B



GRAPHIC #1

<END>

g01084155

IMPLEMENTS

9R-6007 PAD & MTG GP-STABILIZER-STREET (CHG -16)

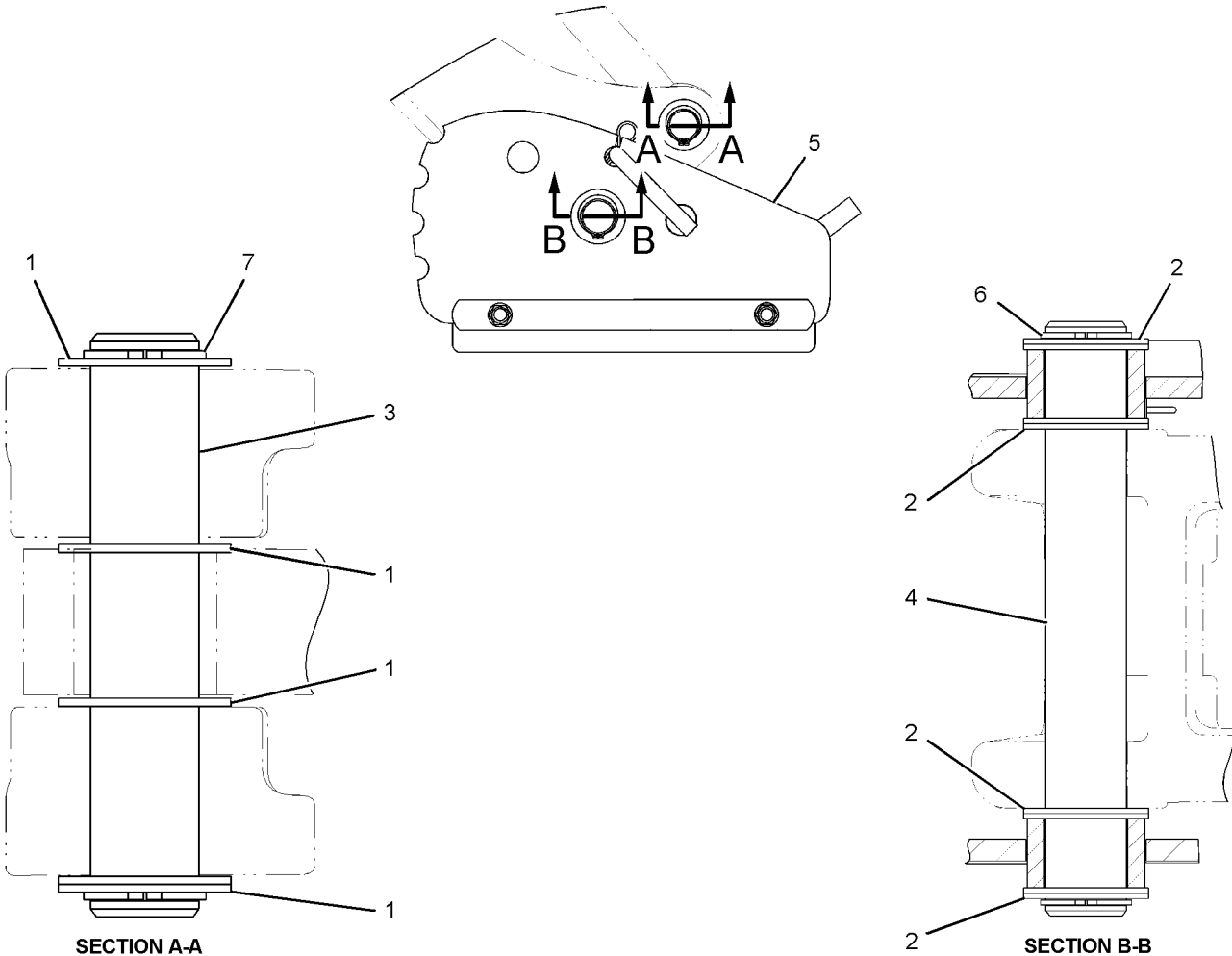
S/N: HLS1-UP
AN ATTACHMENT

SMCS-7222

i02127790

| NOTE | REF NO | GRAPHIC REF | PART NUMBER | QTY | PART NAME | | | | | | SEE PAGE |
|------|--------|-------------|-----------------|-----|----------------------------|---|---|---|---|-------------------|----------|
| | | | | | 1 | 2 | 3 | 4 | 5 | 6 (PRODUCT LEVEL) | |
| BC | 1 | 1 | 9R-0109 | 10 | WASHER (41X64X3-MM THK) | | | | | | |
| BC | 2 | 1 | 9R-0158 | 16 | WASHER (46X69X3-MM THK) | | | | | | |
| C | 3 | 1 | 9R-0422 | 2 | PIN | | | | | | |
| C | 4 | 1 | 238-9546 | 2 | SHAFT | | | | | | |
| CY | 5 | 1 | 238-9547 | 2 | PAD GP-STABILIZER (STREET) | | | | | | 416 |
| C | 6 | 1 | 6V-3213 | 4 | RING-RETAINING | | | | | | |
| | 7 | 1 | 6V-8144 | 4 | RING-RETAINING | | | | | | |

B-USE AS REQUIRED
C-CHANGE FROM PREVIOUS TYPE
Y-SEPARATE ILLUSTRATION



SECTION A-A
GRAPHIC #1

<END>

SECTION B-B

g01084460

IMPLEMENTS

116-4942 PAD & MTG GP-STABILIZER (CHG -06)

S/N: HLS1-UP
AN ATTACHMENT

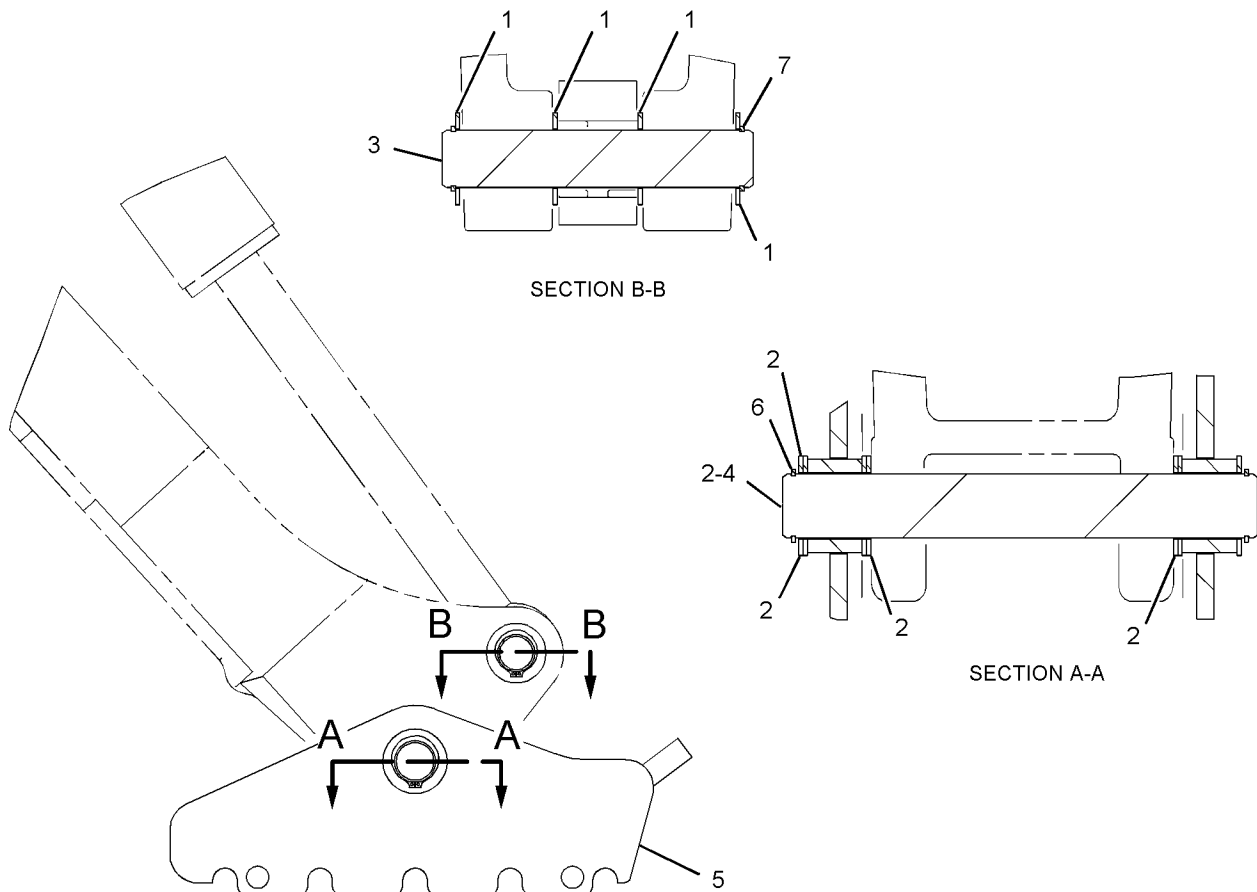
SMCS-7222

i02159221

| NOTE | REF NO | GRAPHIC REF | PART NUMBER | QTY | PART NAME | | | | | | SEE PAGE |
|------|--------|-------------|-------------|-----|-------------------------|---|---|---|---|-------------------|----------|
| | | | | | 1 | 2 | 3 | 4 | 5 | 6 (PRODUCT LEVEL) | |
| B | 1 | 1 | 9R-0109 | 12 | WASHER (41X64X3-MM THK) | | | | | | |
| B | 2 | 1 | 9R-0158 | 14 | WASHER (46X69X3-MM THK) | | | | | | |
| | 3 | 1 | 9R-0422 | 2 | PIN | | | | | | |
| C | 4 | 1 | 238-9546 | 2 | SHAFT | | | | | | |
| C | 5 | 1 | 239-1416 | 2 | PAD AS | | | | | | |
| | 6 | 1 | 6V-3213 | 4 | RING-RETAINING | | | | | | |
| | 7 | 1 | 6V-8144 | 4 | RING-RETAINING | | | | | | |

B-USE AS REQUIRED

C-CHANGE FROM PREVIOUS TYPE



GRAPHIC #1

<END>

g01096084

IMPLEMENTS

238-9547 PAD GP-STABILIZER-STREET (CHG -01, -02)

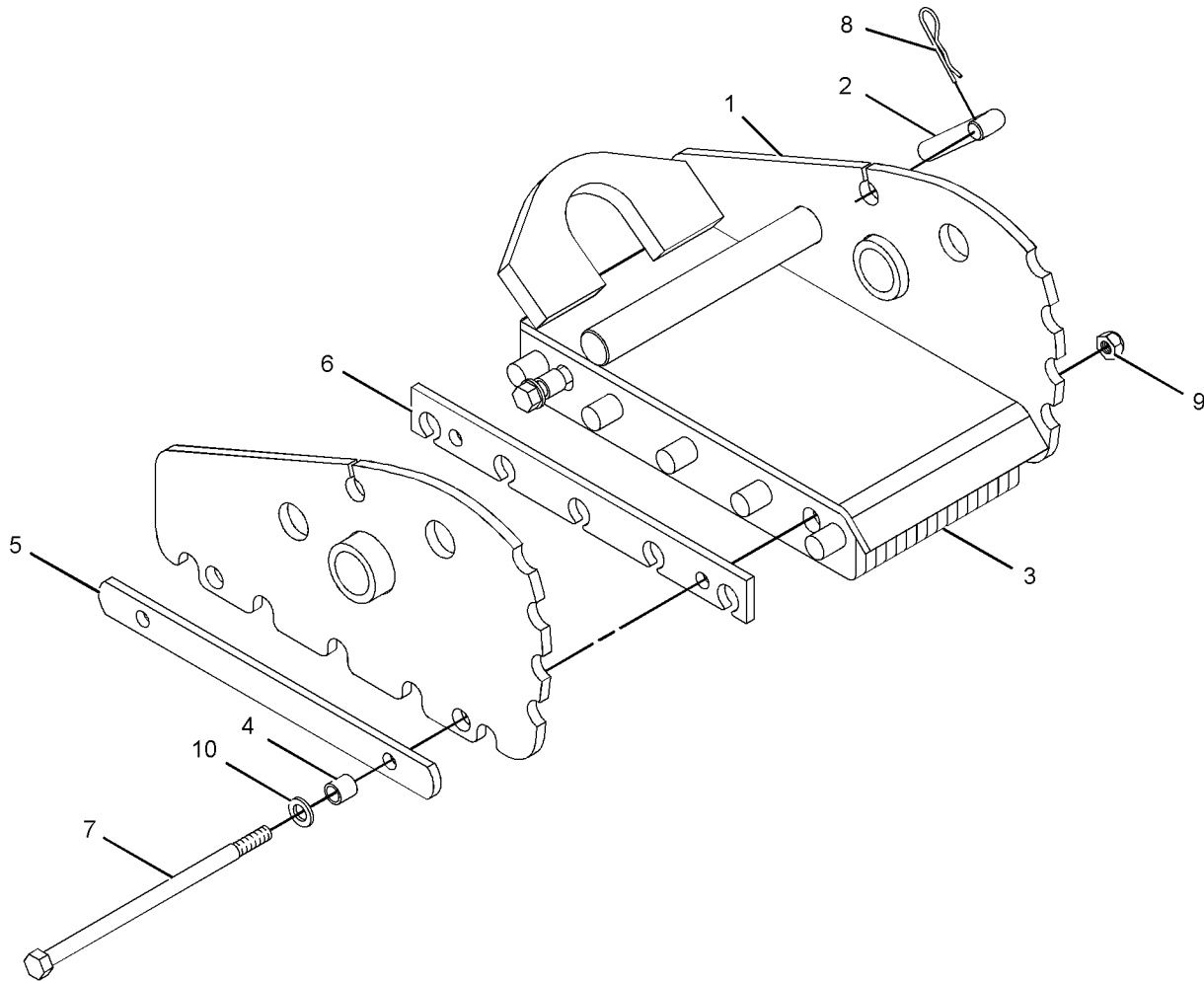
S/N: HLS1-UP

PART OF 133-3362 PAD & GUARD GP-STABILIZER, 9R-6007 PAD & MTG GP-STABILIZER
AN ATTACHMENT

SMCS-7222

i02202299

| NOTE | REF NO | GRAPHIC REF | PART NUMBER | QTY | PART NAME | | | | | | SEE PAGE |
|------|--------|-------------|-------------|-----|--------------------------------|---|---|---|---|-------------------|----------|
| | | | | | 1 | 2 | 3 | 4 | 5 | 6 (PRODUCT LEVEL) | |
| | 1 | 1 | 237-9349 | 1 | PAD AS | | | | | | |
| | 2 | 1 | 237-9355 | 1 | PIN AS | | | | | | |
| | 3 | 1 | 237-9356 | 1 | PAD AS | | | | | | |
| | 4 | 1 | 241-0890 | 2 | SPACER (16.7X22.2X22.2-MM THK) | | | | | | |
| | 5 | 1 | 241-0891 | 2 | PLATE | | | | | | |
| | 6 | 1 | 241-0892 | 1 | PLATE | | | | | | |
| | 7 | 1 | 5P-7971 | 2 | BOLT (5/8-11X12-IN) | | | | | | |
| | 8 | 1 | 5P-0370 | 1 | LOCK PIN | | | | | | |
| | 9 | 1 | 3K-2889 | 2 | LOCKNUT (5/8-11-THD) | | | | | | |
| | 10 | 1 | 9X-8257 | 2 | WASHER (17.5X30X3.5-MM THK) | | | | | | |



GRAPHIC #1

<END>

g01084456

IMPLEMENTS

247-7555 PAD GP-STABILIZER-STREET (CHG -00, -01)

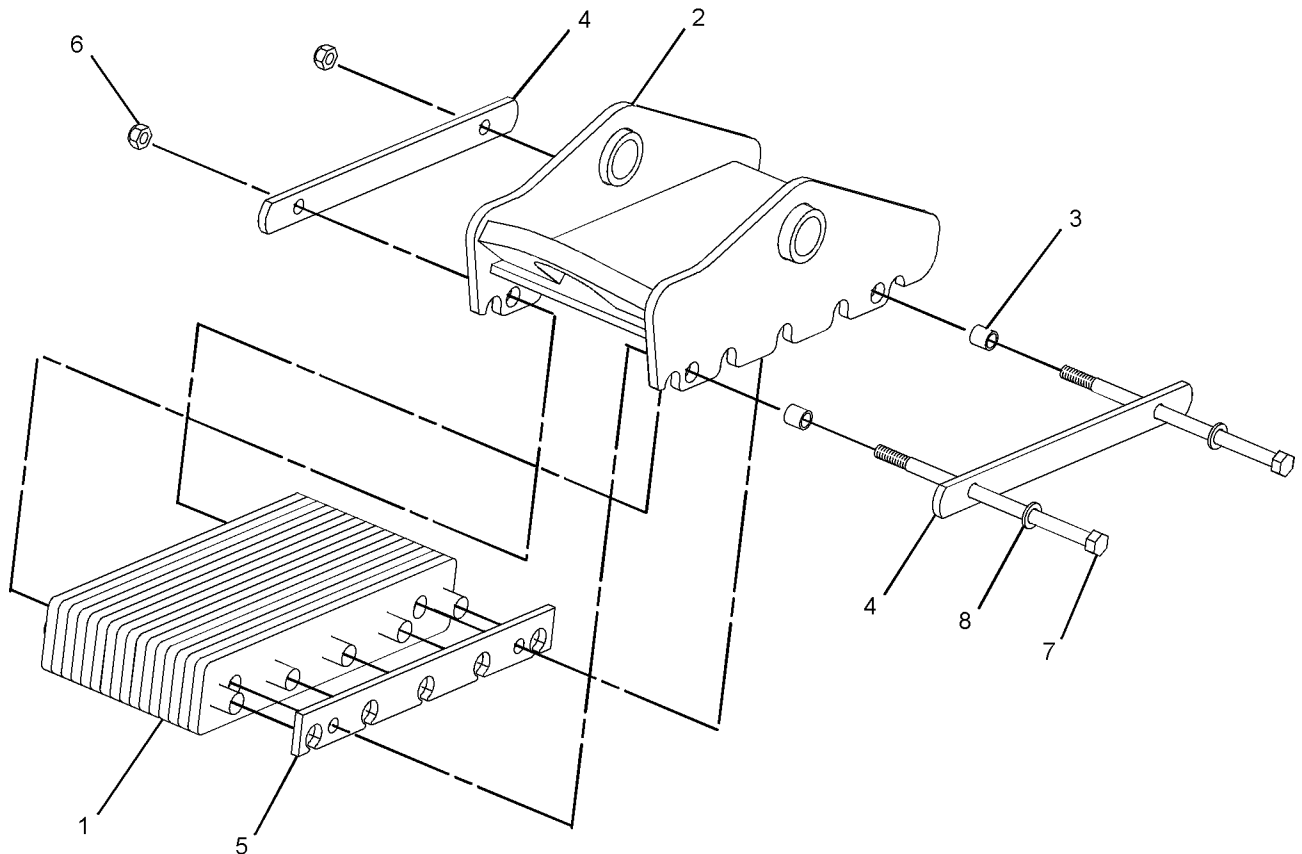
S/N: HLS1-UP

PART OF 133-3366 PAD & GUARD GP-STABILIZER, 9R-1085 PAD & MTG GP-STABILIZER
AN ATTACHMENT

SMCS-7222

i02202704

| NOTE | REF NO | GRAPHIC REF | PART NUMBER | QTY | PART NAME | | | | | | SEE PAGE |
|------|--------|-------------|-----------------|-----|--------------------------------|---|---|---|---|-------------------|----------|
| | | | | | 1 | 2 | 3 | 4 | 5 | 6 (PRODUCT LEVEL) | |
| | 1 | 1 | 237-9356 | 1 | PAD AS | | | | | | |
| | 2 | 1 | 239-1416 | 1 | PAD AS | | | | | | |
| | 3 | 1 | 241-0890 | 2 | SPACER (16.7X22.2X22.2-MM THK) | | | | | | |
| | 4 | 1 | 241-0891 | 2 | PLATE | | | | | | |
| | 5 | 1 | 241-0892 | 1 | PLATE | | | | | | |
| | 6 | 1 | 3K-2889 | 2 | LOCKNUT (5/8-11-THD) | | | | | | |
| | 7 | 1 | 5P-7971 | 2 | BOLT (5/8-11X12-IN) | | | | | | |
| | 8 | 1 | 9X-8257 | 2 | WASHER (17.5X30X3.5-MM THK) | | | | | | |



GRAPHIC #1

<END>

g01113818

IMPLEMENTS

266-5834 STABILIZER GP-BACKHOE (CHG -00)

S/N: HLS1-UP

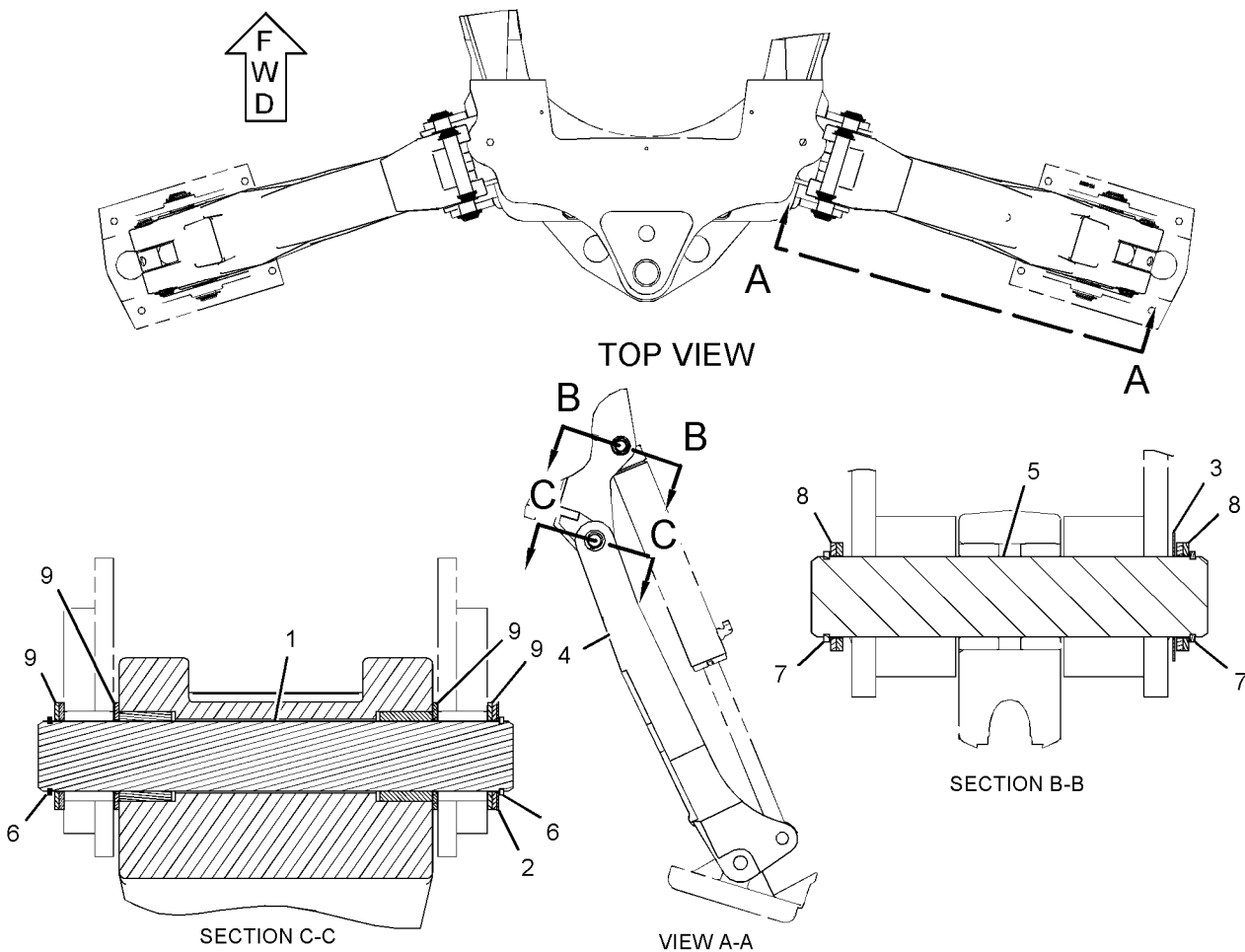
PART OF 213-9287 CHASSIS AR

SMCS-7222

i02364684

| NOTE | REF NO | GRAPHIC REF | PART NUMBER | QTY | PART NAME | | | | | | SEE PAGE |
|------|--------|-------------|-----------------|-----|-------------------------|---|---|---|---|-------------------|----------|
| | | | | | 1 | 2 | 3 | 4 | 5 | 6 (PRODUCT LEVEL) | |
| | 1 | 1 | 9R-0424 | 2 | PIN | | | | | | |
| B | 2 | 1 | 111-4337 | 2 | WASHER (46X70X1-MM THK) | | | | | | |
| B | 3 | 1 | 119-4594 | 2 | WASHER (41X64X1-MM THK) | | | | | | |
| | 4 | 1 | 130-0777 | 2 | STABILIZER AS | | | | | | |
| | | 1 | 9R-0411 | 2 | BEARING-SLEEVE | | | | | | |
| | 5 | 1 | 261-6703 | 2 | PIN | | | | | | |
| | 6 | 1 | 6V-3213 | 4 | RING-RETAINING | | | | | | |
| | 7 | 1 | 6V-8144 | 4 | RING-RETAINING | | | | | | |
| B | 8 | 1 | 9R-0109 | 8 | WASHER (41X64X3-MM THK) | | | | | | |
| B | 9 | 1 | 9R-0158 | 14 | WASHER (46X69X3-MM THK) | | | | | | |

B-USE AS REQUIRED



GRAPHIC #1

<END>

g01184410

IMPLEMENTS

271-1402 STICK GP-EXTENDABLE (CHG -00, -01)

S/N: HLS1-UP

PART OF 214-3758 BACKHOE AR-EXTENDABLE STICK
AN ATTACHMENT

SMCS-6533

i02409761

| NOTE | REF NO | GRAPHIC REF | PART NUMBER | QTY | PART NAME | | | | | | SEE PAGE |
|------|--------|-------------|-----------------|-----|-----------------------------------|---|---|---|---|-------------------|----------|
| | | | | | 1 | 2 | 3 | 4 | 5 | 6 (PRODUCT LEVEL) | |
| | 1 | 1 | 3B-8489 | 4 | FITTING-GREASE | | | | | | |
| | 2 | 1 | 9R-2959 | 2 | CLIP | | | | | | |
| | 3 | 1 | 209-1616 | 1 | STICK AS (INNER) | | | | | | |
| | 4 | 1 | 209-2435 | 2 | BLOCK | | | | | | |
| Y | 5 | 1 | 210-7097 | 1 | CYLINDER GP-EXTENDABLE STICK | | | | | | 267 |
| Y | 6 | 1 | 211-4260 | 1 | WIRING GP-EXTENDABLE STICK | | | | | | 122 |
| | 7 | 1 | 214-6143 | 1 | PIN | | | | | | |
| | 8 | 1 | 216-6295 | 1 | PLATE | | | | | | |
| | 9 | 1 | 217-0055 | 1 | PIN | | | | | | |
| | 10 | 1 | 217-1577 | 2 | PAD AS | | | | | | |
| | 11 | 1 | 220-1018 | 1 | PIN | | | | | | |
| | 12 | 1 | 222-5171 | 2 | SCREW AS (ADJUSTER) | | | | | | |
| | | 1 | 3E-4352 | 1 | WASHER-HARD (8.8X20.5X2.5-MM THK) | | | | | | |
| M | | 1 | 9X-2403 | 1 | SETSCREW-HEX SOCKET | | | | | | |
| | 13 | 1 | 223-3926 | 1 | PLATE | | | | | | |
| | 14 | 1 | 226-9764 | 2 | PAD AS | | | | | | |
| | 15 | 1 | 233-5165 | 4 | PLATE | | | | | | |
| B | 16 | 1 | 233-5166 | 12 | SHIM (1-MM THK) | | | | | | |
| B | 17 | 1 | 233-5167 | 4 | SHIM (2-MM THK) | | | | | | |
| | 18 | 1 | 233-5169 | 4 | PAD | | | | | | |
| Y | 19 | 1 | 247-3267 | 1 | LINES GP-EXTENDABLE STICK | | | | | | 309 |
| | 20 | 1 | 271-1408 | 1 | STICK AS | | | | | | |
| | 21 | 1 | 284-3615 | 16 | SCREW-HEX SOCKET | | | | | | |
| | 22 | 1 | 1L-3768 | 2 | RING-RETAINING | | | | | | |
| | 23 | 1 | 4F-8711 | 2 | BUTTON-PLUG | | | | | | |
| | 24 | 1 | 5V-7190 | 4 | WASHER-HARD (10.5X45.2X6-MM THK) | | | | | | |
| | 25 | 1 | 6V-4364 | 2 | RING-RETAINING | | | | | | |
| | 26 | 1 | 8T-4121 | 12 | WASHER-HARD (11X21X2.5-MM THK) | | | | | | |
| M | 27 | 1 | 8T-4136 | 2 | BOLT (M10X1.5X25-MM) | | | | | | |
| M | 28 | 1 | 8T-4139 | 2 | BOLT (M12X1.75X30-MM) | | | | | | |
| M | 29 | 1 | 8T-4183 | 2 | BOLT (M12X1.75X40-MM) | | | | | | |
| M | 30 | 1 | 8T-4194 | 2 | BOLT (M12X1.75X50-MM) | | | | | | |
| M | 31 | 1 | 8T-4195 | 2 | BOLT (M10X1.5X30-MM) | | | | | | |
| | 32 | 1 | 8T-4223 | 26 | WASHER-HARD (13.5X25.5X3-MM THK) | | | | | | |
| M | 33 | 1 | 8T-4910 | 4 | BOLT (M12X1.75X60-MM) | | | | | | |

B-USE AS REQUIRED

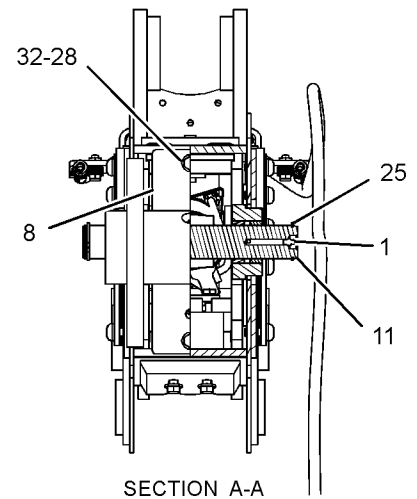
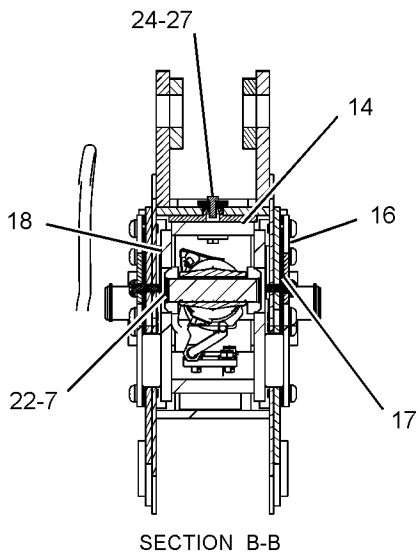
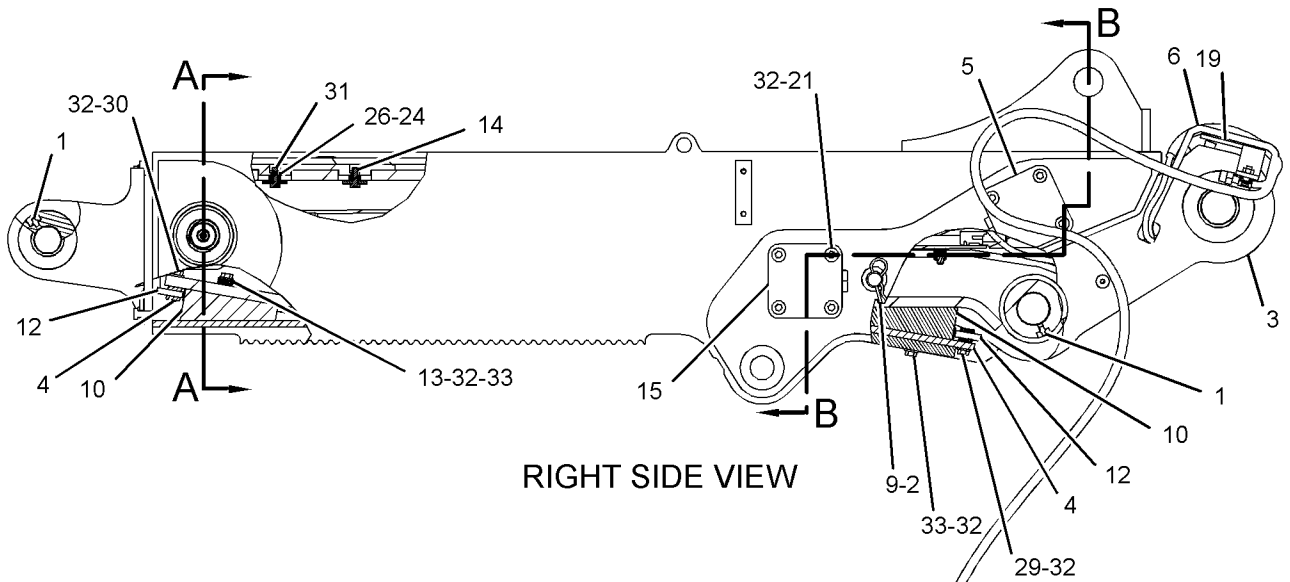
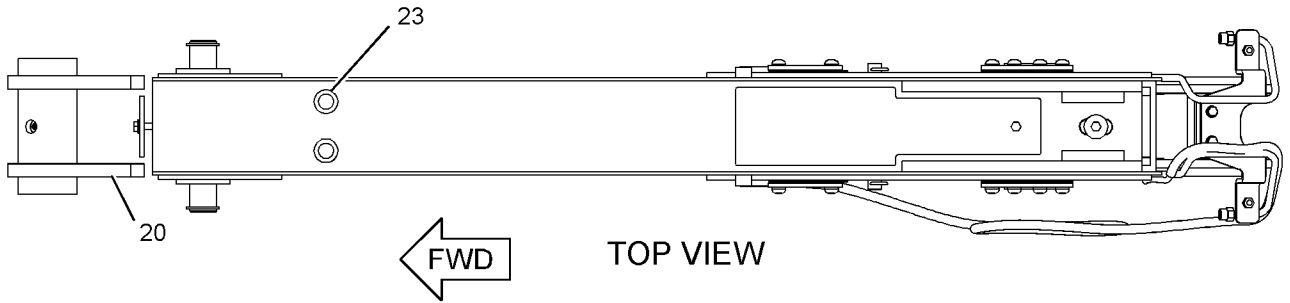
M-METRIC PART

Y-SEPARATE ILLUSTRATION

IMPLEMENTS

271-1402 STICK GP-EXTENDABLE (contd.)

i02409761



GRAPHIC #1

<END>

g01231908

IMPLEMENTS

271-1405 STICK GP-EXTENDABLE (CHG -00)

S/N: HLS1-UP

PART OF 214-2553 BACKHOE AR-EXTENDABLE STICK
AN ATTACHMENT

SMCS-6533

i02409055

| NOTE | REF NO | GRAPHIC REF | PART NUMBER | QTY | PART NAME | | | | | | SEE PAGE |
|------|--------|-------------|-----------------|-----|----------------------------------|---|---|---|---|-------------------|----------|
| | | | | | 1 | 2 | 3 | 4 | 5 | 6 (PRODUCT LEVEL) | |
| | 1 | 1 | 3B-8489 | 4 | FITTING-GREASE | | | | | | |
| | 2 | 1 | 9R-2959 | 2 | CLIP | | | | | | |
| | 3 | 1 | 209-1616 | 1 | STICK AS (INNER) | | | | | | |
| | 4 | 1 | 209-2435 | 2 | BLOCK | | | | | | |
| Y | 5 | 1 | 210-7098 | 1 | CYLINDER GP-STICK | | | | | | 278 |
| | 6 | 1 | 214-6143 | 1 | PIN | | | | | | |
| | 7 | 1 | 216-6295 | 1 | PLATE | | | | | | |
| | 8 | 1 | 217-0055 | 1 | PIN | | | | | | |
| | 9 | 1 | 217-1577 | 2 | PAD AS | | | | | | |
| | 10 | 1 | 220-1018 | 1 | PIN | | | | | | |
| | 11 | 1 | 222-5171 | 2 | SCREW AS (ADJUSTER) | | | | | | |
| | 12 | 1 | 223-3926 | 1 | PLATE | | | | | | |
| | 13 | 1 | 226-9764 | 2 | PAD AS | | | | | | |
| | 14 | 1 | 233-5165 | 4 | PLATE | | | | | | |
| | 15 | 1 | 233-5166 | 12 | SHIM (1-MM THK) | | | | | | |
| | 16 | 1 | 233-5167 | 4 | SHIM (2-MM THK) | | | | | | |
| | 17 | 1 | 233-5169 | 4 | PAD | | | | | | |
| Y | 18 | 1 | 247-3267 | 1 | LINES GP-EXTENDABLE STICK | | | | | | 309 |
| | 19 | 1 | 271-1408 | 1 | STICK AS | | | | | | |
| | 20 | 1 | 1L-3768 | 2 | RING-RETAINING | | | | | | |
| | 21 | 1 | 2Y-2881 | 2 | BUTTON-PLUG | | | | | | |
| | | | | | (EACH INCLUDES) | | | | | | |
| | | 1 | 4F-8711 | 1 | BUTTON-PLUG | | | | | | |
| | 22 | 1 | 5V-7190 | 4 | WASHER-HARD (10.5X45.2X6-MM THK) | | | | | | |
| | 23 | 1 | 6V-4364 | 2 | RING-RETAINING | | | | | | |
| B | 24 | 1 | 8T-4121 | 12 | WASHER-HARD (11X21X2.5-MM THK) | | | | | | |
| M | 25 | 1 | 8T-4136 | 2 | BOLT (M10X1.5X25-MM) | | | | | | |
| M | 26 | 1 | 8T-4139 | 18 | BOLT (M12X1.75X30-MM) | | | | | | |
| M | 27 | 1 | 8T-4183 | 2 | BOLT (M12X1.75X40-MM) | | | | | | |
| M | 28 | 1 | 8T-4194 | 2 | BOLT (M12X1.75X50-MM) | | | | | | |
| M | 29 | 1 | 8T-4195 | 2 | BOLT (M10X1.5X30-MM) | | | | | | |
| | 30 | 1 | 8T-4223 | 26 | WASHER-HARD (13.5X25.5X3-MM THK) | | | | | | |
| M | 31 | 1 | 8T-4910 | 4 | BOLT (M12X1.75X60-MM) | | | | | | |

B-USE AS REQUIRED

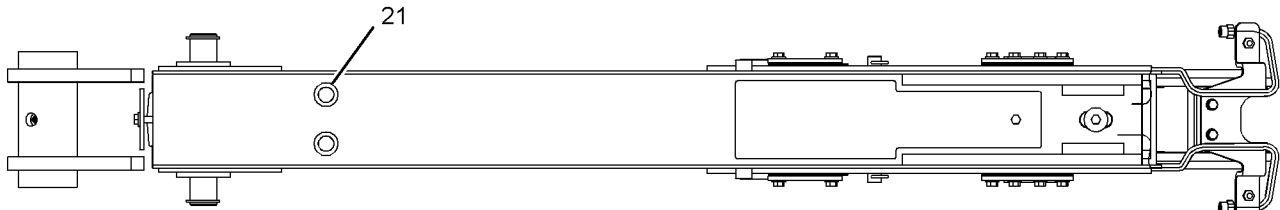
M-METRIC PART

Y-SEPARATE ILLUSTRATION

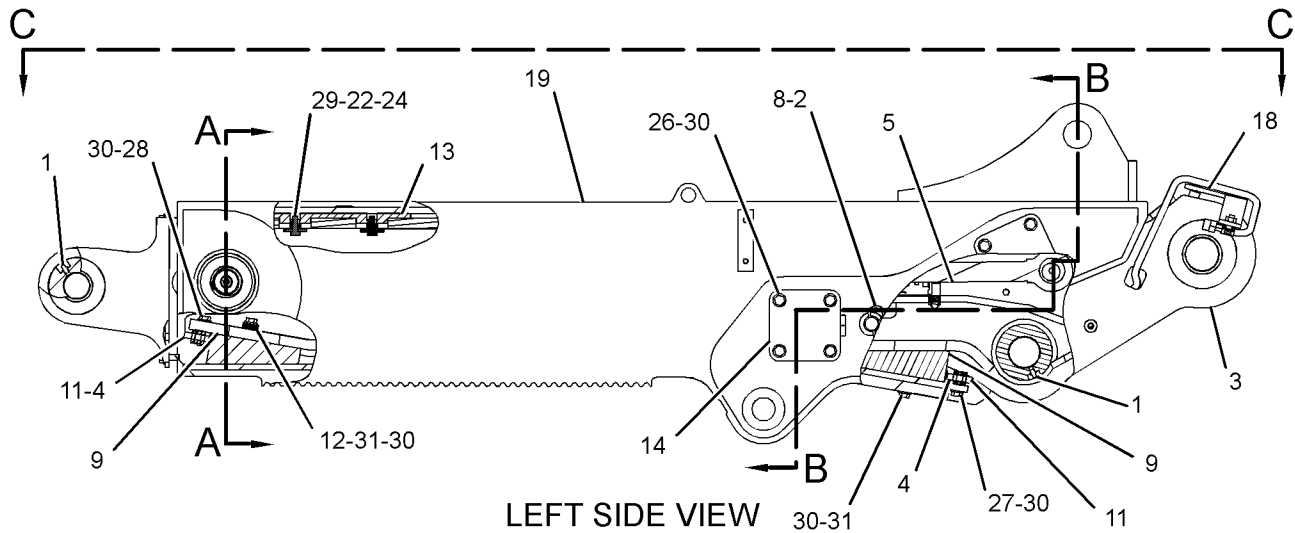
IMPLEMENTS

271-1405 STICK GP-EXTENDABLE (contd.)

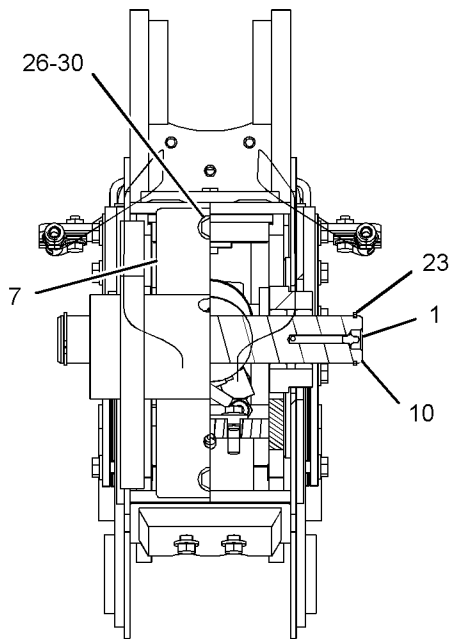
i02409055



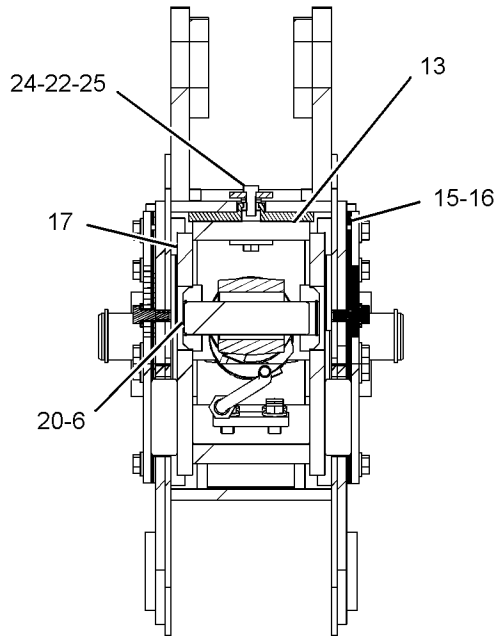
VIEW C-C



LEFT SIDE VIEW



SECTION B-B



SECTION A-A

GRAPHIC #1

<END>

g01231915

IMPLEMENTS

271-8667 STICK GP-HOE (CHG -00)

S/N: HLS1-UP

PART OF 214-2550, 214-3755 BACKHOE AR-STANDARD STICK
AN ATTACHMENT

SMCS-6502

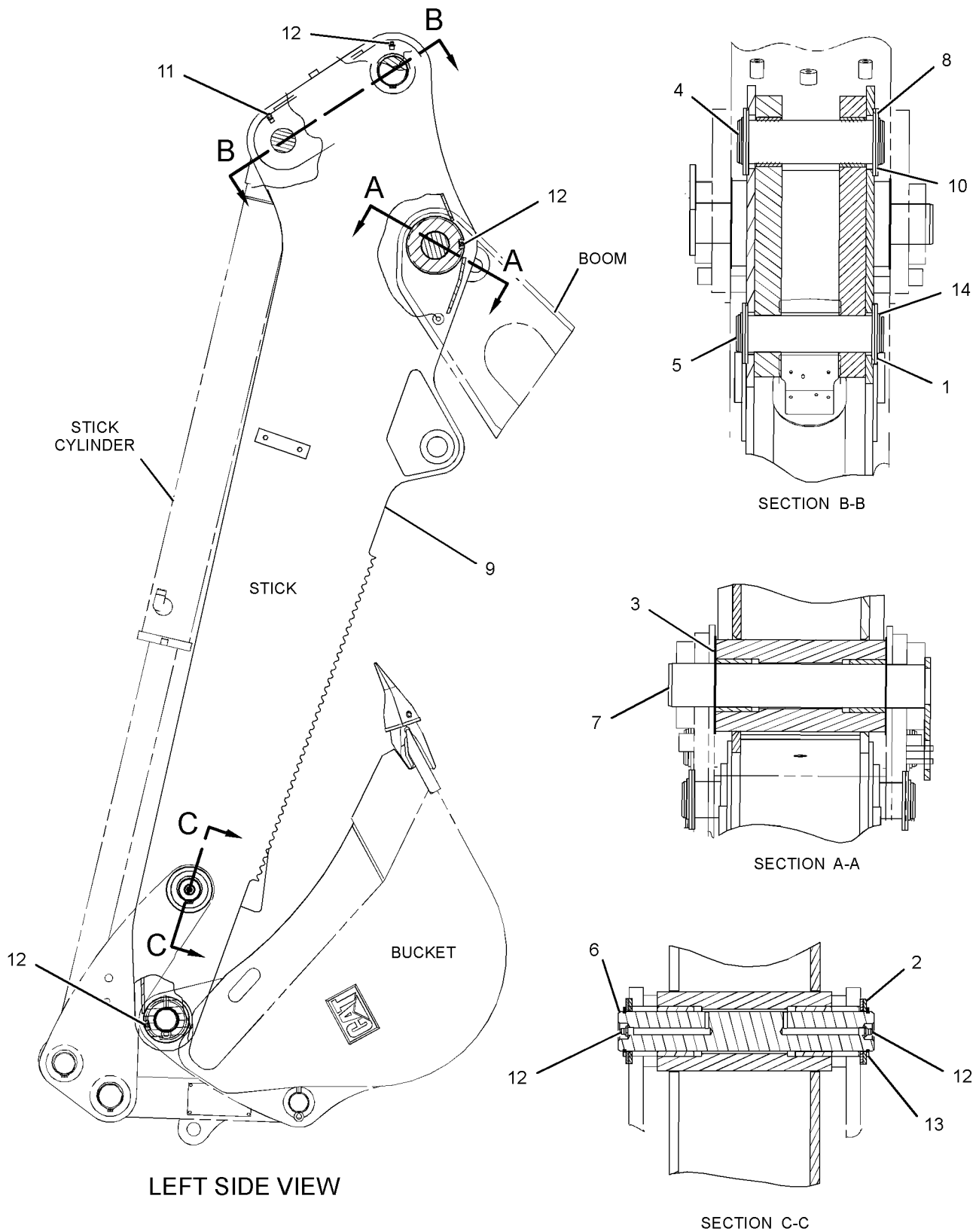
i02409087

| NOTE | REF NO | GRAPHIC REF | PART NUMBER | QTY | PART NAME | | | | | | SEE PAGE |
|---------------|--------|-------------|-------------|-----|--------------------------|---|---|---|---|-------------------|----------|
| | | | | | 1 | 2 | 3 | 4 | 5 | 6 (PRODUCT LEVEL) | |
| | 1 | 1 | 9R-1502 | 4 | WASHER (56X90X4-MM THK) | | | | | | |
| | 2 | 1 | 9R-1510 | 4 | WASHER (51X82X4-MM THK) | | | | | | |
| | 3 | 1 | 9R-8292 | 3 | SPACER (61X135X1-MM THK) | | | | | | |
| | 4 | 1 | 213-6695 | 1 | PIN | | | | | | |
| | 5 | 1 | 213-6696 | 1 | PIN | | | | | | |
| | 6 | 1 | 213-6697 | 1 | PIN | | | | | | |
| | 7 | 1 | 215-9448 | 1 | PIN AS | | | | | | |
| | 8 | 1 | 215-9690 | 4 | WASHER (66X100X4-MM THK) | | | | | | |
| | 9 | 1 | 271-8670 | 1 | STICK AS | | | | | | |
| | | 1 | 9R-0162 | 4 | BEARING-SLEEVE | | | | | | |
| M | | 1 | 9R-2672 | 2 | BOSS-THREADED | | | | | | |
| | | 1 | 107-6711 | 2 | BLOCK | | | | | | |
| | | 1 | 213-6682 | 2 | BEARING-SLEEVE | | | | | | |
| | | 1 | 213-6683 | 2 | BEARING-SLEEVE | | | | | | |
| | | 1 | 221-4315 | 1 | STOP AS | | | | | | |
| | | 1 | 221-4322 | 1 | PLATE | | | | | | |
| | 10 | 1 | 095-0929 | 2 | RING-RETAINING | | | | | | |
| | 11 | 1 | 3B-8488 | 1 | FITTING-GREASE | | | | | | |
| | 12 | 1 | 3B-8489 | 5 | FITTING-GREASE | | | | | | |
| | 13 | 1 | 6V-4364 | 2 | RING-RETAINING | | | | | | |
| | 14 | 1 | 6V-8344 | 2 | RING-RETAINING | | | | | | |
| M-METRIC PART | | | | | | | | | | | |

IMPLEMENTS

271-8667 STICK GP-HOE (contd.)

i02409087



GRAPHIC #1

<END>

g01232072

WORK TOOLS

216-8803 BOWL AS-BUCKET (CHG -02, -03)

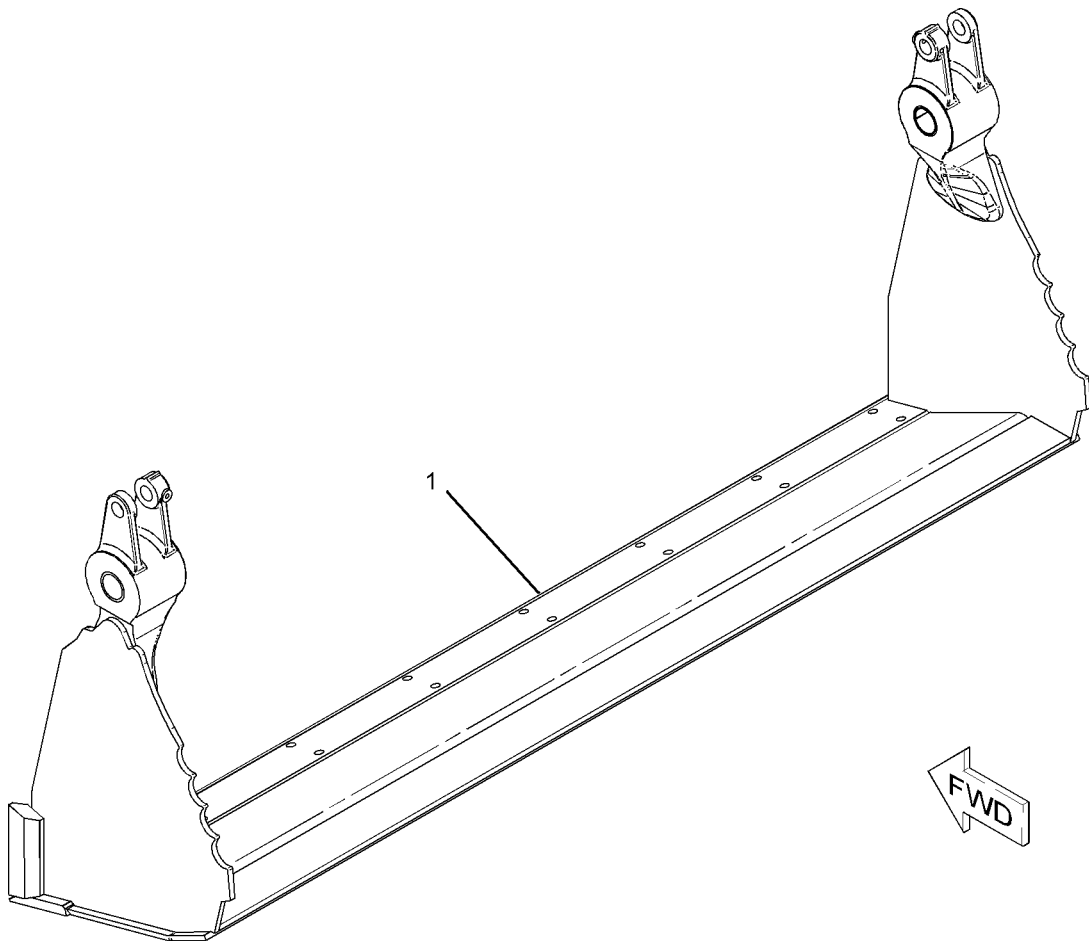
S/N: HLS1-UP

PART OF 216-8800, 216-8801 BUCKET GP-MULTIPURPOSE
AN ATTACHMENT

SMCS-6104, 6517

i02236689

| NOTE | REF NO | GRAPHIC REF | PART NUMBER | QTY | PART NAME | | | | | | SEE PAGE |
|------|--------|-------------|-------------|-----|--------------|---|---|---|---|-------------------|----------|
| | | | | | 1 | 2 | 3 | 4 | 5 | 6 (PRODUCT LEVEL) | |
| | 1 | 1 | 216-8843 | 1 | PLATE AS | | | | | | |
| | | 1 | 216-8839 | 1 | PLATE (WEAR) | | | | | | |
| | | 1 | 9R-4672 | 1 | EDGE | | | | | | |



GRAPHIC #1

<END>

g01134490

WORK TOOLS

216-8826 BOWL AS-BUCKET (CHG -02, -03)

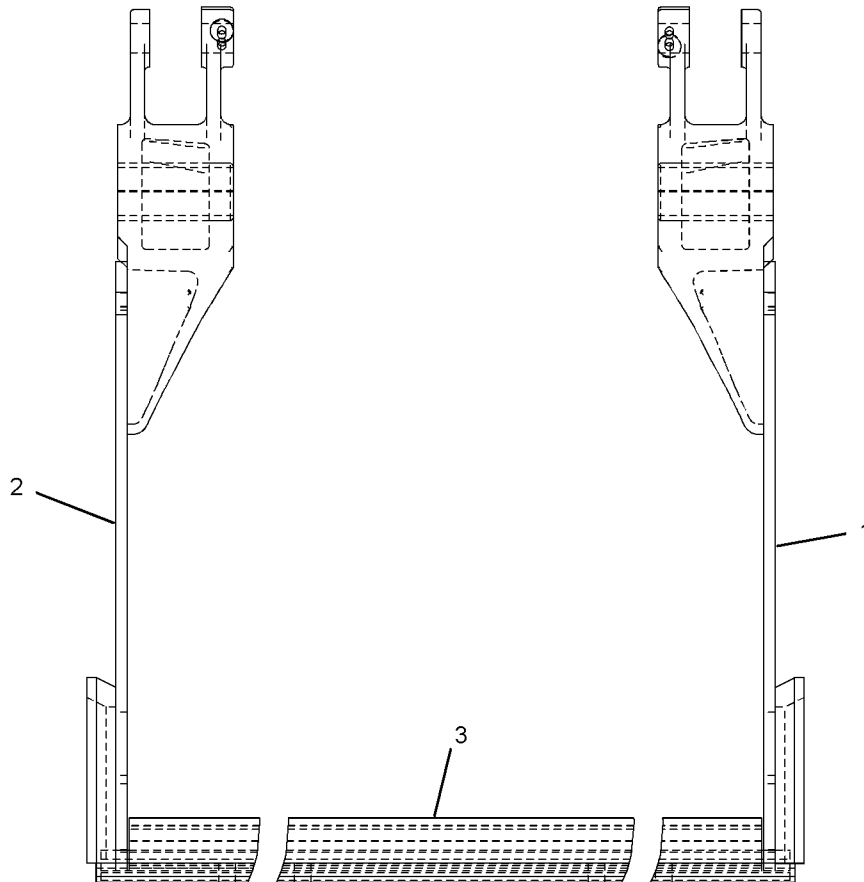
S/N: HLS1-UP

PART OF 216-8820, 216-8821 BUCKET GP-MULTIPURPOSE
AN ATTACHMENT

SMCS-6104, 6517

i02236747

| NOTE | REF NO | GRAPHIC REF | PART NUMBER | QTY | PART NAME | | | | | | SEE PAGE |
|------|--------|-------------|-------------|-----|------------------|---|---|---|---|-------------------|----------|
| | | | | | 1 | 2 | 3 | 4 | 5 | 6 (PRODUCT LEVEL) | |
| | 1 | 1 | 216-8804 | 1 | PLATE AS (LH) | | | | | | |
| | | 1 | 9R-4675 | 1 | BUSHING-TERMINAL | | | | | | |
| | | 1 | 9R-5294 | 1 | HINGE | | | | | | |
| | 2 | 1 | 216-8805 | 1 | PLATE AS (RH) | | | | | | |
| | | 1 | 9R-4675 | 1 | BUSHING-TERMINAL | | | | | | |
| | | 1 | 9R-5294 | 1 | HINGE | | | | | | |
| | 3 | 1 | 216-8829 | 1 | PLATE AS | | | | | | |
| | | 1 | 9R-5313 | 1 | EDGE | | | | | | |



FRONT VIEW

GRAPHIC #1

<END>

g01135645

WORK TOOLS

232-2681 BUCKET AR-MULTIPURPOSE (CHG -00, -01)

S/N: HLS1-UP
AN ATTACHMENT

SMCS-6104

i02218649

| NOTE | PART NUMBER | QTY | PART NAME | | | | | | SEE PAGE |
|-------------------------|-------------|-----|-----------|----|--------------|---|---|-------------------|----------|
| | | | 1 | 2 | 3 | 4 | 5 | 6 (PRODUCT LEVEL) | |
| Y | 216-8800 | 1 | BUCKET | GP | MULTIPURPOSE | | | | 495 |
| Y | 9R-5321 | 1 | EDGE | GP | CUTTING | | | | 513 |
| Y-SEPARATE ILLUSTRATION | | | | | | | | | |
| <END> | | | | | | | | | |

232-2682 BUCKET AR-MULTIPURPOSE (CHG -00, -01)

S/N: HLS1-UP
AN ATTACHMENT

SMCS-6104

i02207479

| NOTE | PART NUMBER | QTY | PART NAME | | | | | | SEE PAGE |
|-------------------------|-------------|-----|-----------|----|--------------|---|---|-------------------|----------|
| | | | 1 | 2 | 3 | 4 | 5 | 6 (PRODUCT LEVEL) | |
| Y | 216-8800 | 1 | BUCKET | GP | MULTIPURPOSE | | | | 495 |
| Y | 9R-5866 | 1 | TOOTH | GP | UNI | | | | 554 |
| Y-SEPARATE ILLUSTRATION | | | | | | | | | |
| <END> | | | | | | | | | |

232-2683 BUCKET AR-MULTIPURPOSE (CHG -00, -01)

S/N: HLS1-UP
AN ATTACHMENT

SMCS-6104

i02218657

| NOTE | PART NUMBER | QTY | PART NAME | | | | | | SEE PAGE |
|-------------------------|-------------|-----|-----------|----|--------------|---|---|-------------------|----------|
| | | | 1 | 2 | 3 | 4 | 5 | 6 (PRODUCT LEVEL) | |
| Y | 232-2685 | 1 | BUCKET | AR | MULTIPURPOSE | | | | 428 |
| Y | 9R-5321 | 1 | EDGE | GP | CUTTING | | | | 513 |
| Y-SEPARATE ILLUSTRATION | | | | | | | | | |
| <END> | | | | | | | | | |

232-2684 BUCKET AR-MULTIPURPOSE (CHG -00, -01)

S/N: HLS1-UP
AN ATTACHMENT

SMCS-6104

i02218679

| NOTE | PART NUMBER | QTY | PART NAME | | | | | | SEE PAGE |
|-------------------------|-------------|-----|-----------|----|--------------|---|---|-------------------|----------|
| | | | 1 | 2 | 3 | 4 | 5 | 6 (PRODUCT LEVEL) | |
| Y | 232-2685 | 1 | BUCKET | AR | MULTIPURPOSE | | | | 428 |
| Y | 9R-5866 | 1 | TOOTH | GP | UNI | | | | 554 |
| Y-SEPARATE ILLUSTRATION | | | | | | | | | |
| <END> | | | | | | | | | |

WORK TOOLS

232-2685 BUCKET AR-MULTIPURPOSE (CHG -00, -01)

S/N: HLS1-UP

PART OF 232-2683, 232-2684 BUCKET AR-MULTIPURPOSE
AN ATTACHMENT

SMCS-6104

i02218717

| NOTE | PART NUMBER | QTY | PART NAME | | | | | | SEE PAGE |
|-------------------------|-------------|-----|------------------------|---|---|---|---|-------------------|----------|
| | | | 1 | 2 | 3 | 4 | 5 | 6 (PRODUCT LEVEL) | |
| Y | 216-8801 | 1 | BUCKET GP-MULTIPURPOSE | | | | | | 496 |
| Y | 104-6310 | 1 | FORK GP | | | | | | 514 |
| Y-SEPARATE ILLUSTRATION | | | | | | | | | |

<END>

232-2686 BUCKET AR-MULTIPURPOSE (CHG -00, -01)

S/N: HLS1-UP

AN ATTACHMENT

SMCS-6104

i02218734

| NOTE | PART NUMBER | QTY | PART NAME | | | | | | SEE PAGE |
|-------------------------|-------------|-----|------------------------|---|---|---|---|-------------------|----------|
| | | | 1 | 2 | 3 | 4 | 5 | 6 (PRODUCT LEVEL) | |
| Y | 216-8820 | 1 | BUCKET GP-MULTIPURPOSE | | | | | | 498 |
| Y | 9R-5320 | 1 | EDGE GP-CUTTING | | | | | | 512 |
| Y-SEPARATE ILLUSTRATION | | | | | | | | | |

<END>

232-2687 BUCKET AR-MULTIPURPOSE (CHG -00, -01)

S/N: HLS1-UP

AN ATTACHMENT

SMCS-6104

i02218740

| NOTE | PART NUMBER | QTY | PART NAME | | | | | | SEE PAGE |
|-------------------------|-------------|-----|------------------------|---|---|---|---|-------------------|----------|
| | | | 1 | 2 | 3 | 4 | 5 | 6 (PRODUCT LEVEL) | |
| Y | 216-8820 | 1 | BUCKET GP-MULTIPURPOSE | | | | | | 498 |
| Y | 9R-5866 | 1 | TOOTH GP-UNI | | | | | | 554 |
| Y-SEPARATE ILLUSTRATION | | | | | | | | | |

<END>

232-2688 BUCKET AR-MULTIPURPOSE (CHG -00, -01)

S/N: HLS1-UP

AN ATTACHMENT

SMCS-6104

i02218761

| NOTE | PART NUMBER | QTY | PART NAME | | | | | | SEE PAGE |
|-------------------------|-------------|-----|------------------------|---|---|---|---|-------------------|----------|
| | | | 1 | 2 | 3 | 4 | 5 | 6 (PRODUCT LEVEL) | |
| Y | 232-2690 | 1 | BUCKET AR-MULTIPURPOSE | | | | | | 429 |
| Y | 9R-5320 | 1 | EDGE GP-CUTTING | | | | | | 512 |
| Y-SEPARATE ILLUSTRATION | | | | | | | | | |

<END>

WORK TOOLS

232-2689 BUCKET AR-MULTIPURPOSE (CHG -00, -01)

S/N: HLS1-UP
AN ATTACHMENT

SMCS-6104

i02218829

| NOTE | PART NUMBER | QTY | PART NAME | | | | | | SEE PAGE |
|------|-------------|-----|------------------------|---|---|---|---|-------------------|----------|
| | | | 1 | 2 | 3 | 4 | 5 | 6 (PRODUCT LEVEL) | |
| Y | 232-2690 | 1 | BUCKET AR-MULTIPURPOSE | | | | | | 429 |
| Y | 9R-5866 | 1 | TOOTH GP-UNI | | | | | | 554 |

Y-SEPARATE ILLUSTRATION

<END>

232-2690 BUCKET AR-MULTIPURPOSE (CHG -00, -01)

S/N: HLS1-UP
PART OF 232-2688, 232-2689 BUCKET AR-MULTIPURPOSE
AN ATTACHMENT

SMCS-6104

i02218853

| NOTE | PART NUMBER | QTY | PART NAME | | | | | | SEE PAGE |
|------|-------------|-----|------------------------|---|---|---|---|-------------------|----------|
| | | | 1 | 2 | 3 | 4 | 5 | 6 (PRODUCT LEVEL) | |
| Y | 216-8821 | 1 | BUCKET GP-MULTIPURPOSE | | | | | | 500 |
| Y | 104-6310 | 1 | FORK GP | | | | | | 514 |

Y-SEPARATE ILLUSTRATION

<END>

WORK TOOLS

251-1156 BUCKET AS-GENERAL PURPOSE (CHG -00, -01)

S/N: HLS1-UP

1.25 CU M (1.5 CU YD)

PART OF 251-1777 BUCKET GP-GENERAL PURPOSE
AN ATTACHMENT

SMCS-6101

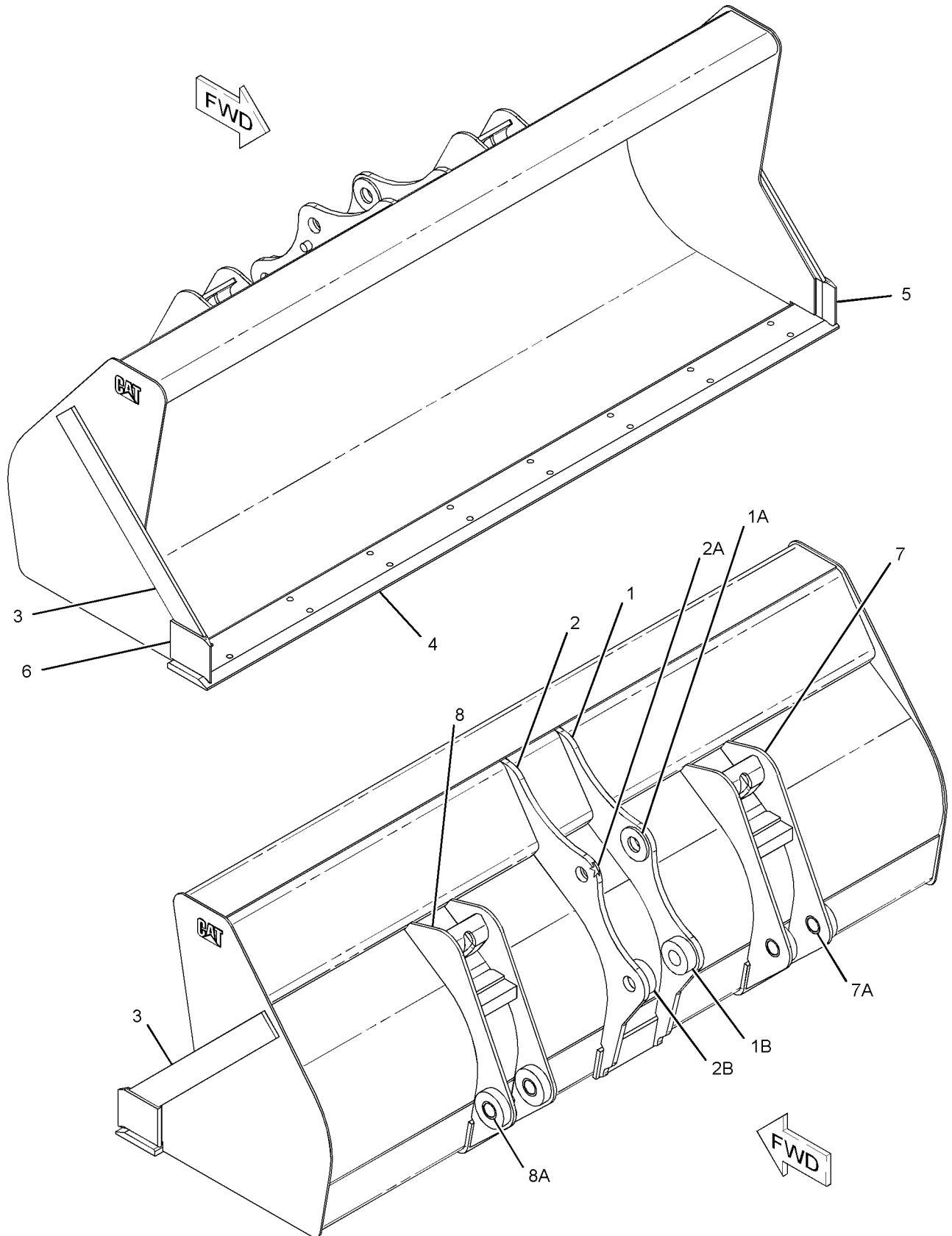
i02106199

| NOTE | REF NO | GRAPHIC REF | PART NUMBER | QTY | PART NAME | | | | | | SEE PAGE |
|------|--------|-------------|-------------|-----|----------------------|---|---|---|---|-------------------|----------|
| | | | | | 1 | 2 | 3 | 4 | 5 | 6 (PRODUCT LEVEL) | |
| | 1 | 1 | 9R-5901 | 1 | BRACKET AS-TILT (RH) | | | | | | |
| | 1A | 1 | 9R-4485 | 1 | BOSS | | | | | | |
| | 1B | 1 | 9R-4486 | 1 | BOSS | | | | | | |
| | 2 | 1 | 9R-5902 | 1 | BRACKET AS-TILT (LH) | | | | | | |
| | 2A | 1 | 9R-4485 | 1 | BOSS | | | | | | |
| | 2B | 1 | 9R-4486 | 1 | BOSS | | | | | | |
| | 3 | 1 | 9R-0376 | 2 | EDGE | | | | | | |
| | 4 | 1 | 9R-5313 | 1 | EDGE | | | | | | |
| | 5 | 1 | 9R-5205 | 1 | EDGE (LH) | | | | | | |
| | 6 | 1 | 9R-5206 | 1 | EDGE (RH) | | | | | | |
| | 7 | 1 | 251-1168 | 2 | BRACKET AS-LIFT (RH) | | | | | | |
| | | | | | (EACH INCLUDES) | | | | | | |
| | 7A | 1 | 9R-0111 | 1 | BEARING-SLEEVE | | | | | | |
| | 8 | 1 | 251-1169 | 2 | BRACKET AS-LIFT (LH) | | | | | | |
| | | | | | (EACH INCLUDES) | | | | | | |
| | 8A | 1 | 9R-0111 | 1 | BEARING-SLEEVE | | | | | | |

WORK TOOLS

251-1156 BUCKET AS-GENERAL PURPOSE (contd.)

i02106199



GRAPHIC #1

<END>

g01074897

WORK TOOLS

251-1157 BUCKET AS-GENERAL PURPOSE (CHG -00, -01)

S/N: HLS1-UP

0.76 CU M (1.00 CU YD)

PART OF 251-1780 BUCKET GP-GENERAL PURPOSE
AN ATTACHMENT

SMCS-6101

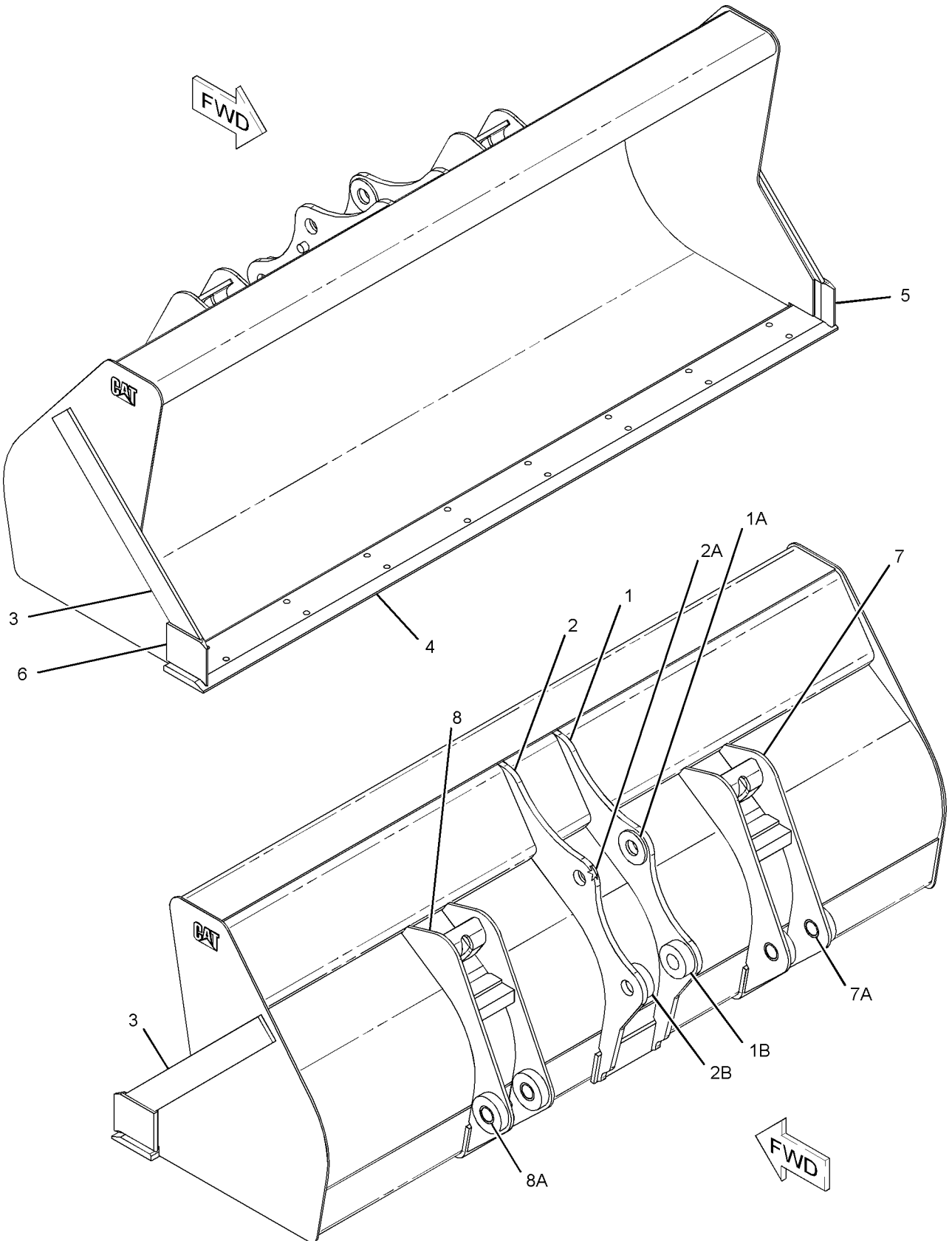
i02111689

| NOTE | REF NO | GRAPHIC REF | PART NUMBER | QTY | PART NAME | | | | | | SEE PAGE |
|------|--------|-------------|-------------|-----|----------------------|---|---|---|---|-------------------|----------|
| | | | | | 1 | 2 | 3 | 4 | 5 | 6 (PRODUCT LEVEL) | |
| | 1 | 1 | 9R-4483 | 1 | BRACKET AS-TILT (LH) | | | | | | |
| | 1A | 1 | 9R-4485 | 1 | BOSS | | | | | | |
| | 1B | 1 | 9R-4486 | 1 | BOSS | | | | | | |
| | 2 | 1 | 9R-4487 | 1 | BRACKET AS-TILT (RH) | | | | | | |
| | 2A | 1 | 9R-4485 | 1 | BOSS | | | | | | |
| | 2B | 1 | 9R-4486 | 1 | BOSS | | | | | | |
| | 3 | 1 | 9R-0347 | 2 | EDGE | | | | | | |
| | 4 | 1 | 9R-4672 | 1 | EDGE | | | | | | |
| | 5 | 1 | 9R-5205 | 1 | EDGE (LH) | | | | | | |
| | 6 | 1 | 9R-5206 | 1 | EDGE (RH) | | | | | | |
| | 7 | 1 | 251-1172 | 2 | BRACKET AS-LIFT (RH) | | | | | | |
| | | | | | (EACH INCLUDES) | | | | | | |
| | 7A | 1 | 9R-0111 | 1 | BEARING-SLEEVE | | | | | | |
| | 8 | 1 | 251-1173 | 2 | BRACKET AS-LIFT (LH) | | | | | | |
| | | | | | (EACH INCLUDES) | | | | | | |
| | 8A | 1 | 9R-0111 | 1 | BEARING-SLEEVE | | | | | | |

WORK TOOLS

251-1157 BUCKET AS-GENERAL PURPOSE (contd.)

i02111689



GRAPHIC #1

<END>

g01074897

WORK TOOLS

251-1158 BUCKET AS-GENERAL PURPOSE (CHG -00, -01)

S/N: HLS1-UP

1.0 CU M (1.131 CU YD)

PART OF 251-1783 BUCKET GP-GENERAL PURPOSE
AN ATTACHMENT

SMCS-6101

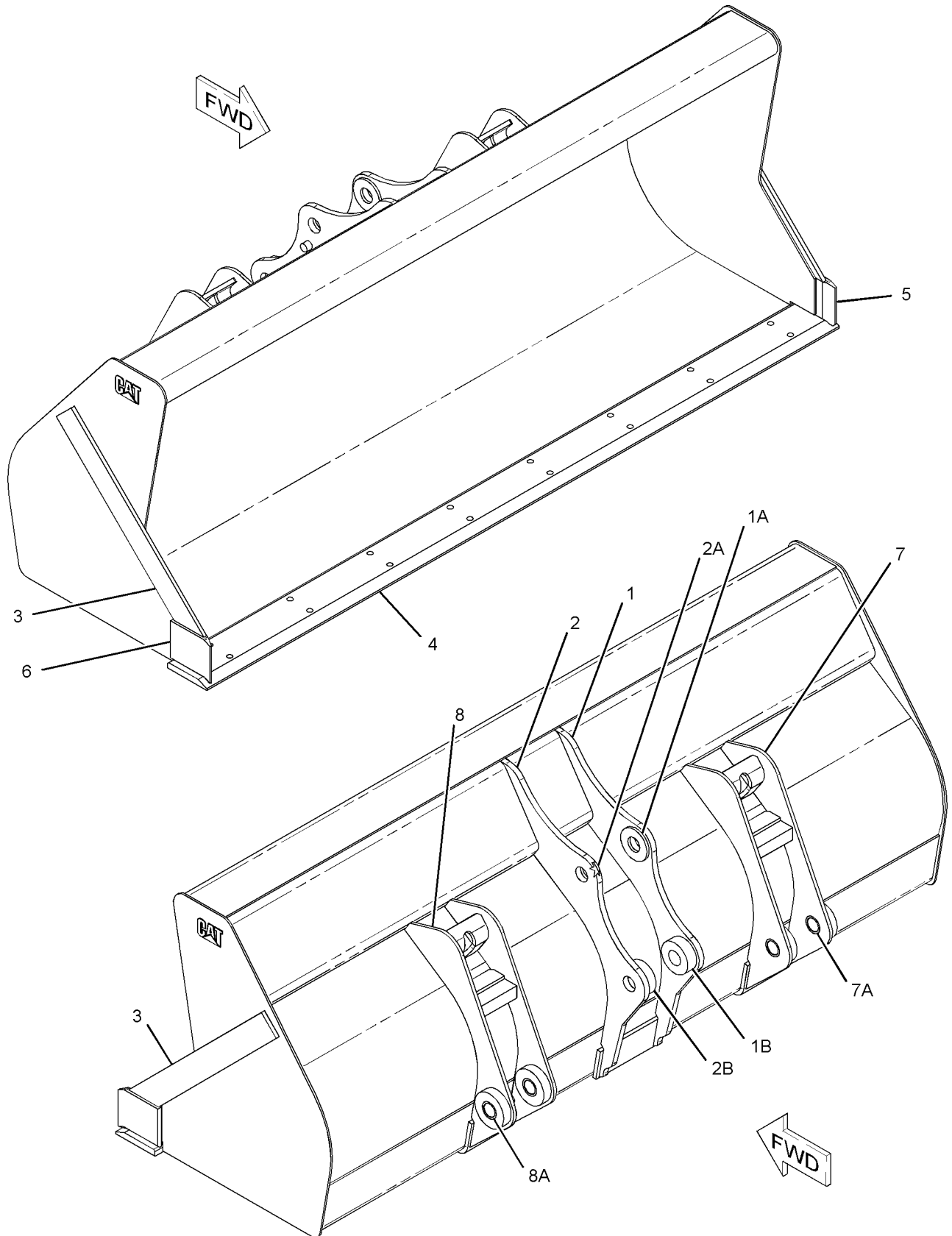
i02111684

| NOTE | REF NO | GRAPHIC REF | PART NUMBER | QTY | PART NAME | | | | | | SEE PAGE |
|------|--------|-------------|-------------|-----|----------------------|---|---|---|---|-------------------|----------|
| | | | | | 1 | 2 | 3 | 4 | 5 | 6 (PRODUCT LEVEL) | |
| | 1 | 1 | 9R-0371 | 1 | BRACKET AS-TILT (LH) | | | | | | |
| | 1A | 1 | 9R-4485 | 1 | BOSS | | | | | | |
| | 1B | 1 | 9R-4486 | 1 | BOSS | | | | | | |
| | 2 | 1 | 9R-0372 | 1 | BRACKET AS-TILT (RH) | | | | | | |
| | 2A | 1 | 9R-4485 | 1 | BOSS | | | | | | |
| | 2B | 1 | 9R-4486 | 1 | BOSS | | | | | | |
| | 3 | 1 | 9R-5832 | 2 | EDGE | | | | | | |
| | 4 | 1 | 9R-5313 | 1 | EDGE | | | | | | |
| | 5 | 1 | 9R-5205 | 1 | EDGE (LH) | | | | | | |
| | 6 | 1 | 9R-5206 | 1 | EDGE (RH) | | | | | | |
| | 7 | 1 | 251-1172 | 2 | BRACKET AS-LIFT (RH) | | | | | | |
| | | | | | (EACH INCLUDES) | | | | | | |
| | 7A | 1 | 9R-0111 | 1 | BEARING-SLEEVE | | | | | | |
| | 8 | 1 | 251-1173 | 2 | BRACKET AS-LIFT (LH) | | | | | | |
| | | | | | (EACH INCLUDES) | | | | | | |
| | 8A | 1 | 9R-0111 | 1 | BEARING-SLEEVE | | | | | | |

WORK TOOLS

251-1158 BUCKET AS-GENERAL PURPOSE (contd.)

i02111684



GRAPHIC #1

<END>

g01074897

WORK TOOLS

251-1159 BUCKET AS-GENERAL PURPOSE (CHG -00, -01)

S/N: HLS1-UP

1.17 CU M (1.4 CU YD)

PART OF 251-1786 BUCKET GP-GENERAL PURPOSE
AN ATTACHMENT

SMCS-6101

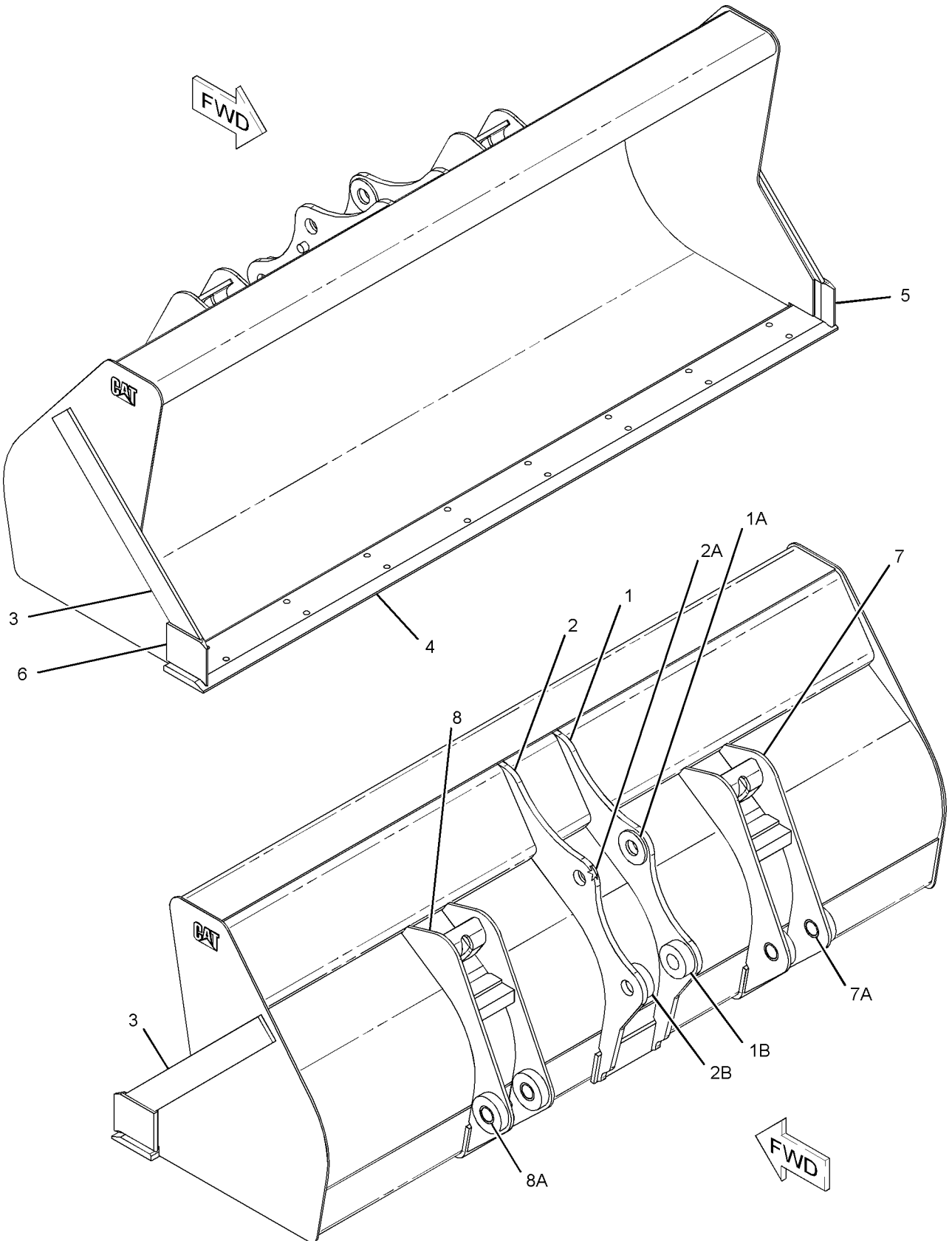
i02108904

| NOTE | REF NO | GRAPHIC REF | PART NUMBER | QTY | PART NAME | | | | | | SEE PAGE |
|------|--------|-------------|-------------|-----|----------------------|---|---|---|---|-------------------|----------|
| | | | | | 1 | 2 | 3 | 4 | 5 | 6 (PRODUCT LEVEL) | |
| | 1 | 1 | 9R-5901 | 1 | BRACKET AS-TILT (RH) | | | | | | |
| | 1A | 1 | 9R-4485 | 1 | BOSS | | | | | | |
| | 1B | 1 | 9R-4486 | 1 | BOSS | | | | | | |
| | 2 | 1 | 9R-5902 | 1 | BRACKET AS-TILT (LH) | | | | | | |
| | 2A | 1 | 9R-4485 | 1 | BOSS | | | | | | |
| | 2B | 1 | 9R-4486 | 1 | BOSS | | | | | | |
| | 3 | 1 | 9R-0376 | 2 | EDGE | | | | | | |
| | 4 | 1 | 9R-4672 | 1 | EDGE | | | | | | |
| | 5 | 1 | 9R-5205 | 1 | EDGE (LH) | | | | | | |
| | 6 | 1 | 9R-5206 | 1 | EDGE (RH) | | | | | | |
| | 7 | 1 | 251-1168 | 2 | BRACKET AS-LIFT (RH) | | | | | | |
| | | | | | (EACH INCLUDES) | | | | | | |
| | 7A | 1 | 9R-0111 | 1 | BEARING-SLEEVE | | | | | | |
| | 8 | 1 | 251-1169 | 2 | BRACKET AS-LIFT (LH) | | | | | | |
| | | | | | (EACH INCLUDES) | | | | | | |
| | 8A | 1 | 9R-0111 | 1 | BEARING-SLEEVE | | | | | | |

WORK TOOLS

251-1159 BUCKET AS-GENERAL PURPOSE (contd.)

i02108904



GRAPHIC #1

<END>

g01074897

WORK TOOLS

251-1160 BUCKET AS-GENERAL PURPOSE (CHG -00, -01)

S/N: HLS1-UP

0.96 CU M (1.25 CU YD)

PART OF 251-1789 BUCKET GP-GENERAL PURPOSE
AN ATTACHMENT

SMCS-6101

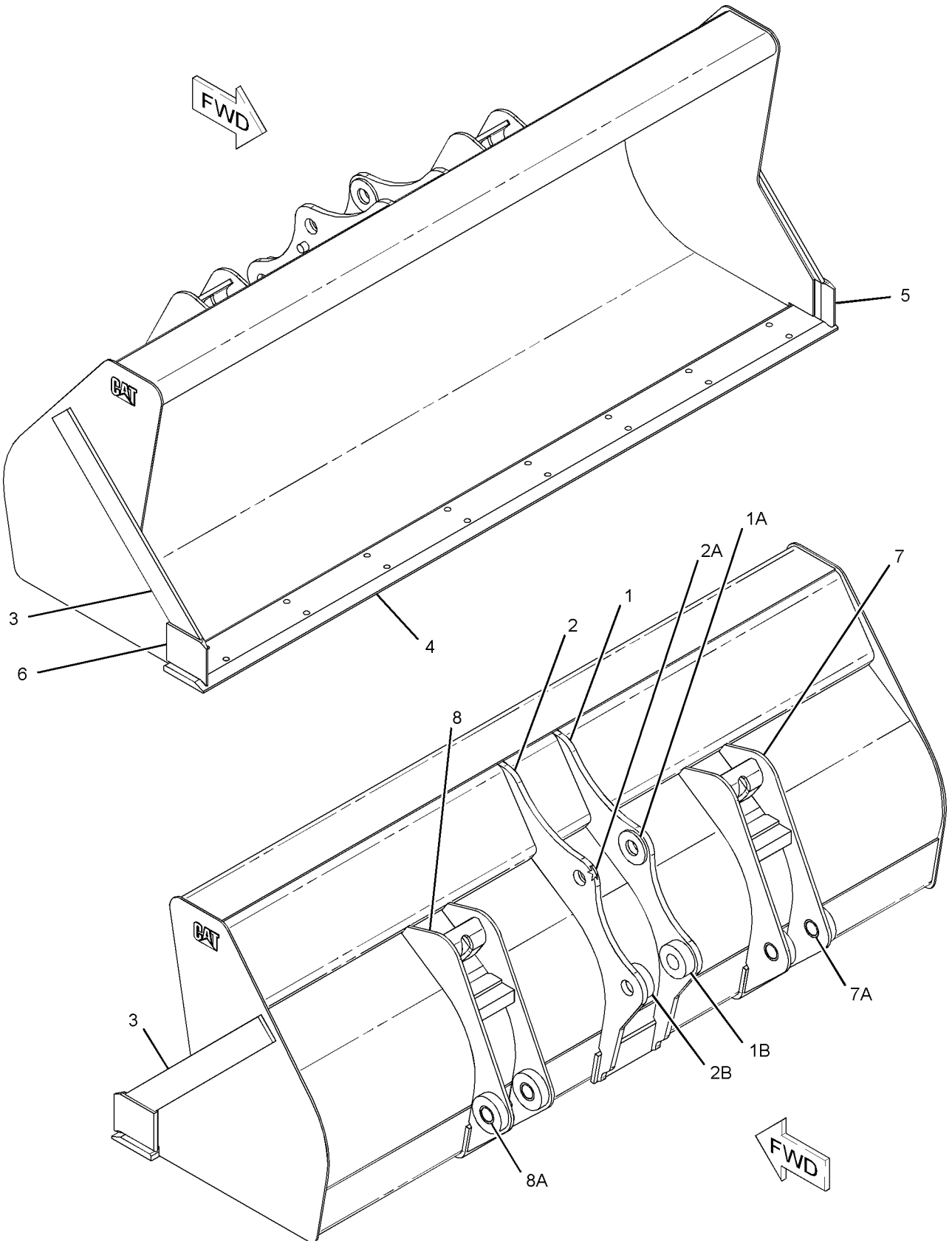
i02111698

| NOTE | REF NO | GRAPHIC REF | PART NUMBER | QTY | PART NAME | | | | | | SEE PAGE |
|------|--------|-------------|-------------|-----|----------------------|---|---|---|---|-------------------|----------|
| | | | | | 1 | 2 | 3 | 4 | 5 | 6 (PRODUCT LEVEL) | |
| | 1 | 1 | 9R-0371 | 1 | BRACKET AS-TILT (LH) | | | | | | |
| | 1A | 1 | 9R-4485 | 1 | BOSS | | | | | | |
| | 1B | 1 | 9R-4486 | 1 | BOSS | | | | | | |
| | 2 | 1 | 9R-0372 | 1 | BRACKET AS-TILT (RH) | | | | | | |
| | 2A | 1 | 9R-4485 | 1 | BOSS | | | | | | |
| | 2B | 1 | 9R-4486 | 1 | BOSS | | | | | | |
| | 3 | 1 | 9R-0376 | 2 | EDGE | | | | | | |
| | 4 | 1 | 9R-4672 | 1 | EDGE | | | | | | |
| | 5 | 1 | 9R-5205 | 1 | EDGE (LH) | | | | | | |
| | 6 | 1 | 9R-5206 | 1 | EDGE (RH) | | | | | | |
| | 7 | 1 | 251-1172 | 2 | BRACKET AS-LIFT (RH) | | | | | | |
| | | | | | (EACH INCLUDES) | | | | | | |
| | 7A | 1 | 9R-0111 | 1 | BEARING-SLEEVE | | | | | | |
| | 8 | 1 | 251-1173 | 2 | BRACKET AS-LIFT (LH) | | | | | | |
| | | | | | (EACH INCLUDES) | | | | | | |
| | 8A | 1 | 9R-0111 | 1 | BEARING-SLEEVE | | | | | | |

WORK TOOLS

251-1160 BUCKET AS-GENERAL PURPOSE (contd.)

i02111698



GRAPHIC #1

<END>

g01074897

WORK TOOLS

254-8939 BUCKET AS-HOE-HIGH CAPACITY, PIN-LOCK (CHG -00)

S/N: HLS1-UP

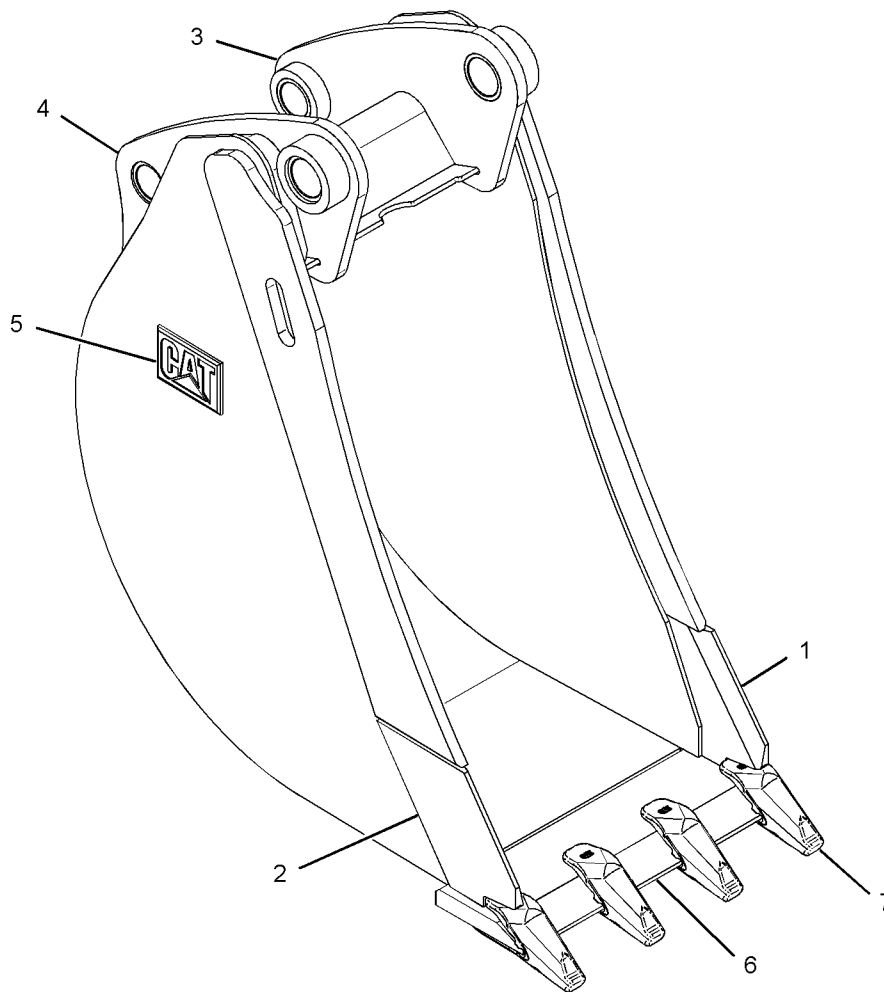
458-MM (18-IN)

PART OF 254-8940 BUCKET GP-HOE
AN ATTACHMENT

SMCS-6503

i02284325

| NOTE | REF NO | GRAPHIC REF | PART NUMBER | QTY | PART NAME | | | | | | SEE PAGE |
|------|--------|-------------|-------------|-----|----------------------------|---|---|---|---|-------------------|----------|
| | | | | | 1 | 2 | 3 | 4 | 5 | 6 (PRODUCT LEVEL) | |
| | 1 | 1 | 134-5884 | 1 | EDGE (LH) | | | | | | |
| | 2 | 1 | 134-5885 | 1 | EDGE (RH) | | | | | | |
| | 3 | 1 | 151-7902 | 1 | BRACKET AS (LH) | | | | | | |
| | | 1 | 9R-0162 | 1 | BEARING-SLEEVE | | | | | | |
| | | 1 | 168-0480 | 1 | BEARING-SLEEVE | | | | | | |
| | 4 | 1 | 151-7903 | 1 | BRACKET AS (RH) | | | | | | |
| | | 1 | 9R-0162 | 1 | BEARING-SLEEVE | | | | | | |
| | | 1 | 168-0480 | 1 | BEARING-SLEEVE | | | | | | |
| | 5 | 1 | 161-4130 | 2 | PLATE-IDENTIFICATION (CAT) | | | | | | |
| | 6 | 1 | 219-9483 | 1 | EDGE | | | | | | |
| | 7 | 1 | 253-0234 | 4 | ADAPTER | | | | | | |



GRAPHIC #1

<END>

g01150300

WORK TOOLS

254-8944 BUCKET AS-HOE-HIGH CAPACITY, PIN-LOCK (CHG -00)

S/N: HLS1-UP

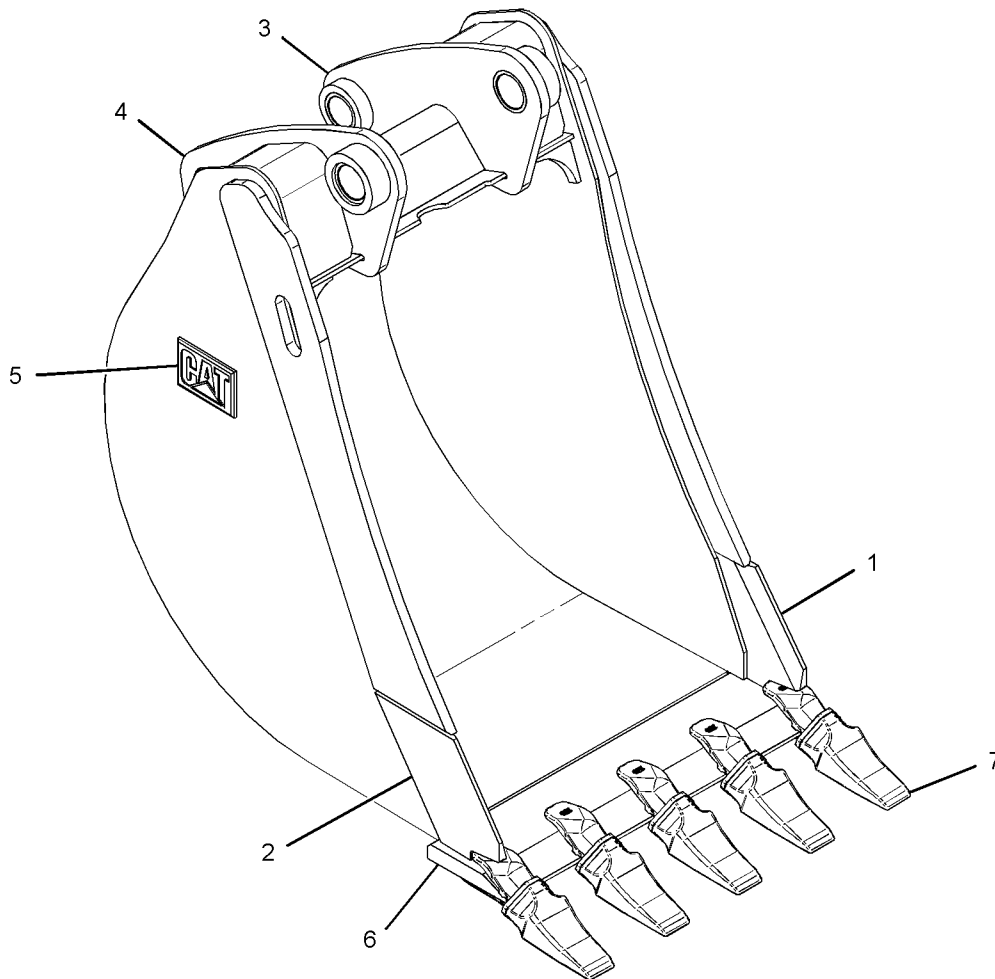
610-MM (24-IN)

PART OF 254-8941 BUCKET GP-HOE
AN ATTACHMENT

SMCS-6503

i02284375

| NOTE | REF NO | GRAPHIC REF | PART NUMBER | QTY | PART NAME | | | | | | SEE PAGE |
|------|--------|-------------|-----------------|-----|----------------------------|---|---|---|---|-------------------|----------|
| | | | | | 1 | 2 | 3 | 4 | 5 | 6 (PRODUCT LEVEL) | |
| | 1 | 1 | 134-5884 | 1 | EDGE (LH) | | | | | | |
| | 2 | 1 | 134-5885 | 1 | EDGE (RH) | | | | | | |
| | 3 | 1 | 151-7902 | 1 | BRACKET AS (LH) | | | | | | |
| | | 1 | 9R-0162 | 1 | BEARING-SLEEVE | | | | | | |
| | | 1 | 168-0480 | 1 | BEARING-SLEEVE | | | | | | |
| | 4 | 1 | 151-7903 | 1 | BRACKET AS (RH) | | | | | | |
| | | 1 | 9R-0162 | 1 | BEARING-SLEEVE | | | | | | |
| | | 1 | 168-0480 | 1 | BEARING-SLEEVE | | | | | | |
| | 5 | 1 | 161-4130 | 2 | PLATE-IDENTIFICATION (CAT) | | | | | | |
| | 6 | 1 | 219-9484 | 1 | EDGE | | | | | | |
| | 7 | 1 | 253-0234 | 5 | ADAPTER | | | | | | |



GRAPHIC #1

<END>

g01150213

WORK TOOLS

254-8945 BUCKET AS-HOE-HIGH CAPACITY, PIN-LOCK (CHG -00)

S/N: HLS1-UP

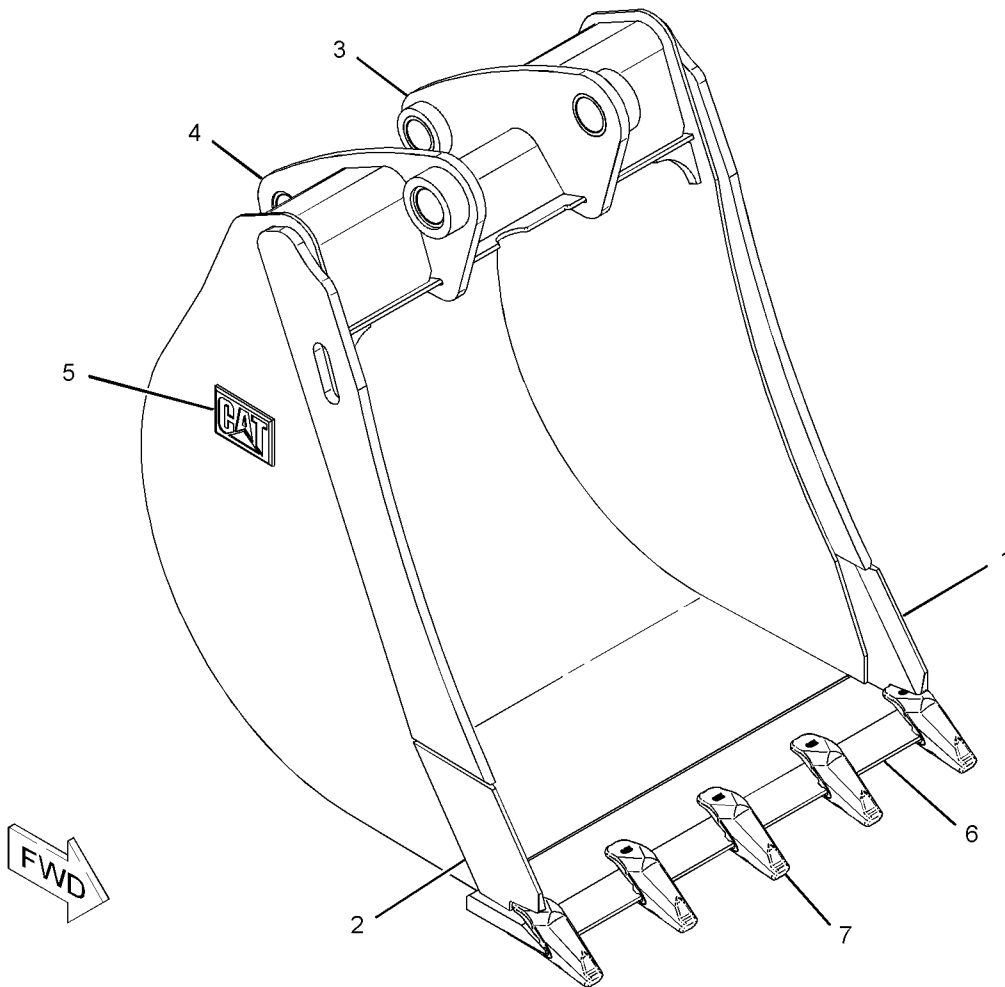
762-MM (30-IN)

PART OF 254-8942 BUCKET GP-HOE
AN ATTACHMENT

SMCS-6503

i02284391

| NOTE | REF NO | GRAPHIC REF | PART NUMBER | QTY | PART NAME | | | | | | SEE PAGE |
|------|--------|-------------|-------------|-----|----------------------------|---|---|---|---|-------------------|----------|
| | | | | | 1 | 2 | 3 | 4 | 5 | 6 (PRODUCT LEVEL) | |
| | 1 | 1 | 134-5884 | 1 | EDGE (LH) | | | | | | |
| | 2 | 1 | 134-5885 | 1 | EDGE (RH) | | | | | | |
| | 3 | 1 | 151-7902 | 1 | BRACKET AS (LH) | | | | | | |
| | | 1 | 9R-0162 | 1 | BEARING-SLEEVE | | | | | | |
| | | 1 | 168-0480 | 1 | BEARING-SLEEVE | | | | | | |
| | 4 | 1 | 151-7903 | 1 | BRACKET AS (RH) | | | | | | |
| | | 1 | 9R-0162 | 1 | BEARING-SLEEVE | | | | | | |
| | | 1 | 168-0480 | 1 | BEARING-SLEEVE | | | | | | |
| | 5 | 1 | 161-4130 | 2 | PLATE-IDENTIFICATION (CAT) | | | | | | |
| | 6 | 1 | 219-9485 | 1 | EDGE | | | | | | |
| | 7 | 1 | 253-0234 | 5 | ADAPTER | | | | | | |



GRAPHIC #1

<END>

g01144822

WORK TOOLS

254-8946 BUCKET AS-HOE-HIGH CAPACITY, PIN-LOCK (CHG -00)

S/N: HLS1-UP

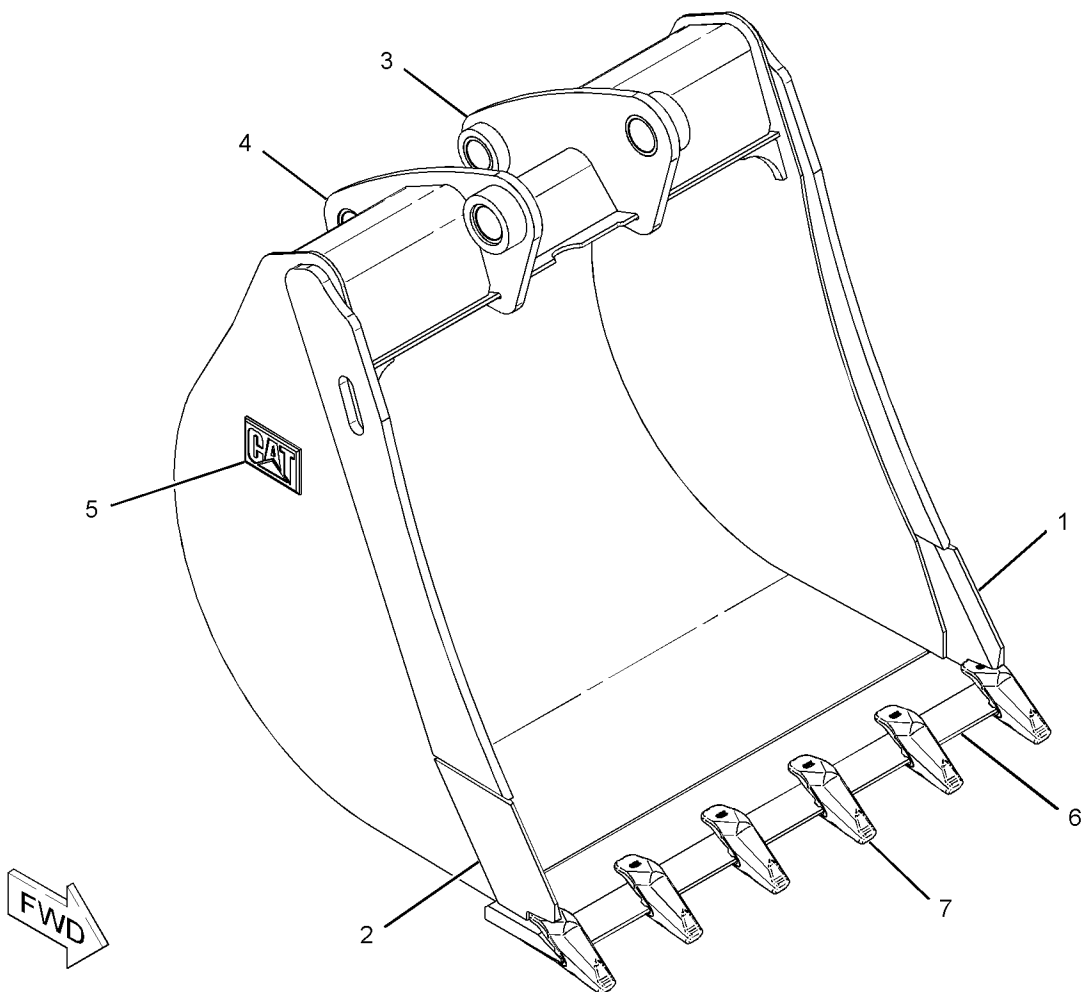
914-MM (36-IN)

PART OF 254-8943 BUCKET GP-HOE
AN ATTACHMENT

SMCS-6503

i02284403

| NOTE | REF NO | GRAPHIC REF | PART NUMBER | QTY | PART NAME | | | | | | SEE PAGE |
|------|--------|-------------|-------------|-----|----------------------------|---|---|---|---|-------------------|----------|
| | | | | | 1 | 2 | 3 | 4 | 5 | 6 (PRODUCT LEVEL) | |
| | 1 | 1 | 134-5884 | 1 | EDGE (LH) | | | | | | |
| | 2 | 1 | 134-5885 | 1 | EDGE (RH) | | | | | | |
| | 3 | 1 | 151-7902 | 1 | BRACKET AS (LH) | | | | | | |
| | | 1 | 9R-0162 | 1 | BEARING-SLEEVE | | | | | | |
| | | 1 | 168-0480 | 1 | BEARING-SLEEVE | | | | | | |
| | 4 | 1 | 151-7903 | 1 | BRACKET AS (RH) | | | | | | |
| | | 1 | 9R-0162 | 1 | BEARING-SLEEVE | | | | | | |
| | | 1 | 168-0480 | 1 | BEARING-SLEEVE | | | | | | |
| | 5 | 1 | 161-4130 | 2 | PLATE-IDENTIFICATION (CAT) | | | | | | |
| | 6 | 1 | 219-9486 | 1 | EDGE | | | | | | |
| | 7 | 1 | 253-0234 | 6 | ADAPTER | | | | | | |



GRAPHIC #1

<END>

g01144814

WORK TOOLS

251-1775 BUCKET GP-GENERAL PURPOSE (CHG -00)

S/N: HLS1-UP
AN ATTACHMENT

SMCS-6101

i02104816

| NOTE | PART NUMBER | QTY | PART NAME | | | | | | SEE PAGE |
|------|-------------|-----|---------------------------|---|---|---|---|-------------------|----------|
| | | | 1 | 2 | 3 | 4 | 5 | 6 (PRODUCT LEVEL) | |
| Y | 251-1777 | 1 | BUCKET GP-GENERAL PURPOSE | | | | | | 445 |
| Y | 9R-5320 | 1 | EDGE GP-CUTTING | | | | | | 512 |

Y-SEPARATE ILLUSTRATION

<END>

251-1776 BUCKET GP-GENERAL PURPOSE (CHG -00)

S/N: HLS1-UP
AN ATTACHMENT

SMCS-6101

i02105044

| NOTE | PART NUMBER | QTY | PART NAME | | | | | | SEE PAGE |
|------|-------------|-----|---------------------------|---|---|---|---|-------------------|----------|
| | | | 1 | 2 | 3 | 4 | 5 | 6 (PRODUCT LEVEL) | |
| Y | 251-1777 | 1 | BUCKET GP-GENERAL PURPOSE | | | | | | 445 |
| Y | 9R-5866 | 1 | TOOTH GP-UNI | | | | | | 554 |

Y-SEPARATE ILLUSTRATION

<END>

WORK TOOLS

251-1777 BUCKET GP-GENERAL PURPOSE (CHG -00 THRU -02)

S/N: HLS1-UP

1.25 CU M (1.5 CU YD)

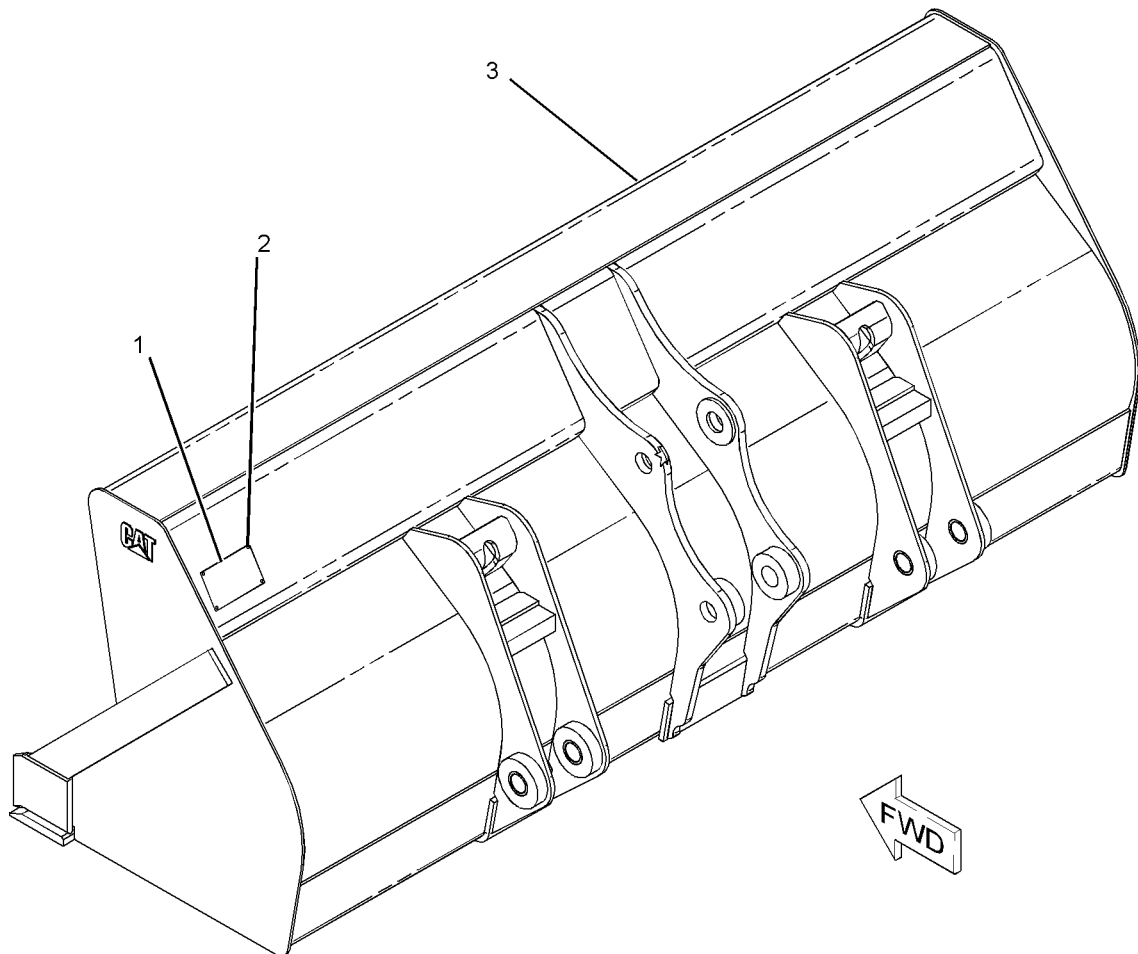
PART OF 251-1775, 251-1776 BUCKET GP-GENERAL PURPOSE
AN ATTACHMENT

SMCS-6101

i02206249

| NOTE | REF NO | GRAPHIC REF | PART NUMBER | QTY | PART NAME | | | | | | SEE PAGE |
|------|--------|-------------|-------------|-----|-------------------------------|---|---|---|---|-------------------|----------|
| | | | | | 1 | 2 | 3 | 4 | 5 | 6 (PRODUCT LEVEL) | |
| | 1 | 1 | 137-4234 | 1 | PLATE-IDENTIFICATION (BUCKET) | | | | | | |
| | 2 | 1 | 168-8389 | 4 | TACK-FASTENER | | | | | | |
| Y | 3 | 1 | 251-1156 | 1 | BUCKET AS-GENERAL PURPOSE | | | | | | 430 |

Y-SEPARATE ILLUSTRATION



GRAPHIC #1

<END>

g01114161

WORK TOOLS

251-1778 BUCKET GP-GENERAL PURPOSE (CHG -00)

S/N: HLS1-UP
AN ATTACHMENT

SMCS-6101

i02105045

| NOTE | PART NUMBER | QTY | PART NAME | | | | | | SEE PAGE |
|------|-------------|-----|---------------------------|---|---|---|---|-------------------|----------|
| | | | 1 | 2 | 3 | 4 | 5 | 6 (PRODUCT LEVEL) | |
| Y | 251-1780 | 1 | BUCKET GP-GENERAL PURPOSE | | | | | | 447 |
| Y | 9R-5321 | 1 | EDGE GP-CUTTING | | | | | | 513 |

Y-SEPARATE ILLUSTRATION

<END>

251-1779 BUCKET GP-GENERAL PURPOSE (CHG -00)

S/N: HLS1-UP
AN ATTACHMENT

SMCS-6101

i02105046

| NOTE | PART NUMBER | QTY | PART NAME | | | | | | SEE PAGE |
|------|-------------|-----|---------------------------|---|---|---|---|-------------------|----------|
| | | | 1 | 2 | 3 | 4 | 5 | 6 (PRODUCT LEVEL) | |
| Y | 251-1780 | 1 | BUCKET GP-GENERAL PURPOSE | | | | | | 447 |
| Y | 9R-5866 | 1 | TOOTH GP-UNI | | | | | | 554 |

Y-SEPARATE ILLUSTRATION

<END>

WORK TOOLS

251-1780 BUCKET GP-GENERAL PURPOSE (CHG -00 THRU -02)

S/N: HLS1-UP

0.76 CU M (1.0 CU YD)

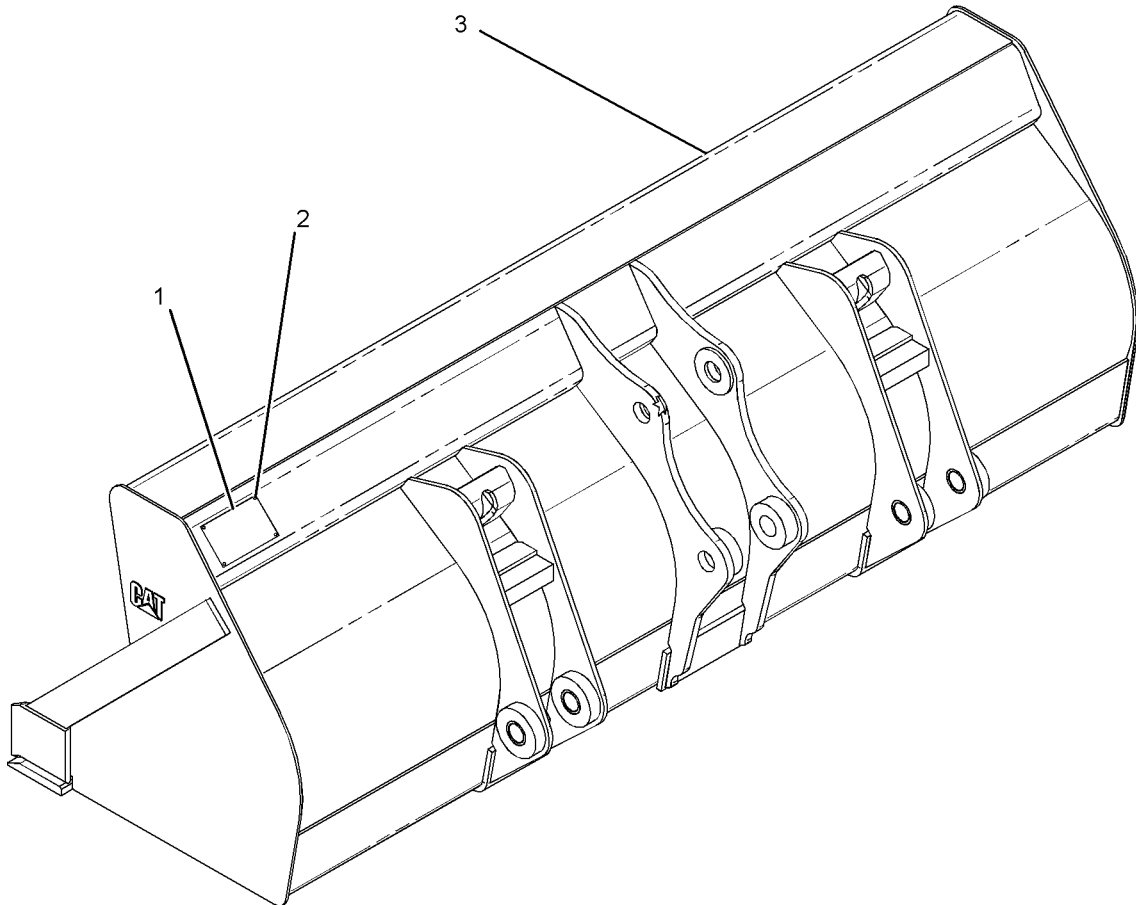
PART OF 251-1778, 251-1779 BUCKET GP-GENERAL PURPOSE
AN ATTACHMENT

SMCS-6101

i02206792

| NOTE | REF NO | GRAPHIC REF | PART NUMBER | QTY | PART NAME | | | | | | SEE PAGE |
|------|--------|-------------|-----------------|-----|-------------------------------|---|---|---|---|-------------------|----------|
| | | | | | 1 | 2 | 3 | 4 | 5 | 6 (PRODUCT LEVEL) | |
| | 1 | 1 | 137-4234 | 1 | PLATE-IDENTIFICATION (BUCKET) | | | | | | |
| | 2 | 1 | 168-8389 | 4 | TACK-FASTENER | | | | | | |
| Y | 3 | 1 | 251-1157 | 1 | BUCKET AS-GENERAL PURPOSE | | | | | | 432 |

Y-SEPARATE ILLUSTRATION



GRAPHIC #1

<END>

g01114180

WORK TOOLS

251-1781 BUCKET GP-GENERAL PURPOSE (CHG -00)

S/N: HLS1-UP
AN ATTACHMENT

SMCS-6101

i02105047

| NOTE | PART NUMBER | QTY | PART NAME | | | | | | SEE PAGE |
|-------------------------|-------------|-----|---------------------------|---|---|---|---|-------------------|----------|
| | | | 1 | 2 | 3 | 4 | 5 | 6 (PRODUCT LEVEL) | |
| Y | 251-1783 | 1 | BUCKET GP-GENERAL PURPOSE | | | | | | 448 |
| Y | 9R-5320 | 1 | EDGE GP-CUTTING | | | | | | 512 |
| Y-SEPARATE ILLUSTRATION | | | | | | | | | |
| <END> | | | | | | | | | |

251-1782 BUCKET GP-GENERAL PURPOSE (CHG -00)

S/N: HLS1-UP
AN ATTACHMENT

SMCS-6101

i02105048

| NOTE | PART NUMBER | QTY | PART NAME | | | | | | SEE PAGE |
|-------------------------|-------------|-----|---------------------------|---|---|---|---|-------------------|----------|
| | | | 1 | 2 | 3 | 4 | 5 | 6 (PRODUCT LEVEL) | |
| Y | 251-1783 | 1 | BUCKET GP-GENERAL PURPOSE | | | | | | 448 |
| Y | 9R-5866 | 1 | TOOTH GP-UNI | | | | | | 554 |
| Y-SEPARATE ILLUSTRATION | | | | | | | | | |
| <END> | | | | | | | | | |

251-1783 BUCKET GP-GENERAL PURPOSE (CHG -00 THRU -02)

S/N: HLS1-UP
PART OF 251-1781, 251-1782 BUCKET GP-GENERAL PURPOSE
AN ATTACHMENT

SMCS-6101

i02106209

| NOTE | PART NUMBER | QTY | PART NAME | | | | | | SEE PAGE |
|-------------------------|-------------|-----|---------------------------|---|---|---|---|-------------------|----------|
| | | | 1 | 2 | 3 | 4 | 5 | 6 (PRODUCT LEVEL) | |
| Y | 251-1158 | 1 | BUCKET AS-GENERAL PURPOSE | | | | | | 434 |
| Y-SEPARATE ILLUSTRATION | | | | | | | | | |
| <END> | | | | | | | | | |

251-1784 BUCKET GP-GENERAL PURPOSE (CHG -00)

S/N: HLS1-UP
AN ATTACHMENT

SMCS-6101

i02105049

| NOTE | PART NUMBER | QTY | PART NAME | | | | | | SEE PAGE |
|-------------------------|-------------|-----|---------------------------|---|---|---|---|-------------------|----------|
| | | | 1 | 2 | 3 | 4 | 5 | 6 (PRODUCT LEVEL) | |
| Y | 251-1786 | 1 | BUCKET GP-GENERAL PURPOSE | | | | | | 449 |
| Y | 9R-5321 | 1 | EDGE GP-CUTTING | | | | | | 513 |
| Y-SEPARATE ILLUSTRATION | | | | | | | | | |
| <END> | | | | | | | | | |

WORK TOOLS

251-1786 BUCKET GP-GENERAL PURPOSE (CHG -00 THRU -02)

S/N: HLS1-UP

PART OF 251-1784, 251-1790 BUCKET GP-GENERAL PURPOSE
AN ATTACHMENT

SMCS-6101

i02108903

| NOTE | PART NUMBER | QTY | PART NAME | | | | | | SEE PAGE |
|------|-------------|-----|---------------------------|---|---|---|---|-------------------|----------|
| | | | 1 | 2 | 3 | 4 | 5 | 6 (PRODUCT LEVEL) | |
| Y | 251-1159 | 1 | BUCKET AS-GENERAL PURPOSE | | | | | | 436 |

Y-SEPARATE ILLUSTRATION

<END>

251-1787 BUCKET GP-GENERAL PURPOSE (CHG -00)

S/N: HLS1-UP

AN ATTACHMENT

SMCS-6101

i02105050

| NOTE | PART NUMBER | QTY | PART NAME | | | | | | SEE PAGE |
|------|-------------|-----|---------------------------|---|---|---|---|-------------------|----------|
| | | | 1 | 2 | 3 | 4 | 5 | 6 (PRODUCT LEVEL) | |
| Y | 251-1789 | 1 | BUCKET GP-GENERAL PURPOSE | | | | | | 449 |
| Y | 9R-5321 | 1 | EDGE GP-CUTTING | | | | | | 513 |

Y-SEPARATE ILLUSTRATION

<END>

251-1788 BUCKET GP-GENERAL PURPOSE (CHG -00)

S/N: HLS1-UP

AN ATTACHMENT

SMCS-6101

i02105051

| NOTE | PART NUMBER | QTY | PART NAME | | | | | | SEE PAGE |
|------|-------------|-----|---------------------------|---|---|---|---|-------------------|----------|
| | | | 1 | 2 | 3 | 4 | 5 | 6 (PRODUCT LEVEL) | |
| Y | 251-1789 | 1 | BUCKET GP-GENERAL PURPOSE | | | | | | 449 |
| Y | 9R-5866 | 1 | TOOTH GP-UNI | | | | | | 554 |

Y-SEPARATE ILLUSTRATION

<END>

251-1789 BUCKET GP-GENERAL PURPOSE (CHG -00 THRU -02)

S/N: HLS1-UP

PART OF 251-1787, 251-1788 BUCKET GP-GENERAL PURPOSE
AN ATTACHMENT

SMCS-6101

i02106210

| NOTE | PART NUMBER | QTY | PART NAME | | | | | | SEE PAGE |
|------|-------------|-----|---------------------------|---|---|---|---|-------------------|----------|
| | | | 1 | 2 | 3 | 4 | 5 | 6 (PRODUCT LEVEL) | |
| Y | 251-1160 | 1 | BUCKET AS-GENERAL PURPOSE | | | | | | 438 |

Y-SEPARATE ILLUSTRATION

<END>

WORK TOOLS

251-1790 BUCKET GP-GENERAL PURPOSE (CHG -00)

S/N: HLS1-UP
AN ATTACHMENT

SMCS-6101

i02105052

| NOTE | PART NUMBER | QTY | PART NAME | | | | | | SEE PAGE |
|------|-------------|-----|---------------------------|---|---|---|---|-------------------|----------|
| | | | 1 | 2 | 3 | 4 | 5 | 6 (PRODUCT LEVEL) | |
| Y | 251-1786 | 1 | BUCKET GP-GENERAL PURPOSE | | | | | | 449 |
| Y | 9R-5866 | 1 | TOOTH GP-UNI | | | | | | 554 |

Y-SEPARATE ILLUSTRATION

<END>

WORK TOOLS

219-3379 BUCKET GP-HOE (CHG -00)

S/N: HLS1-UP

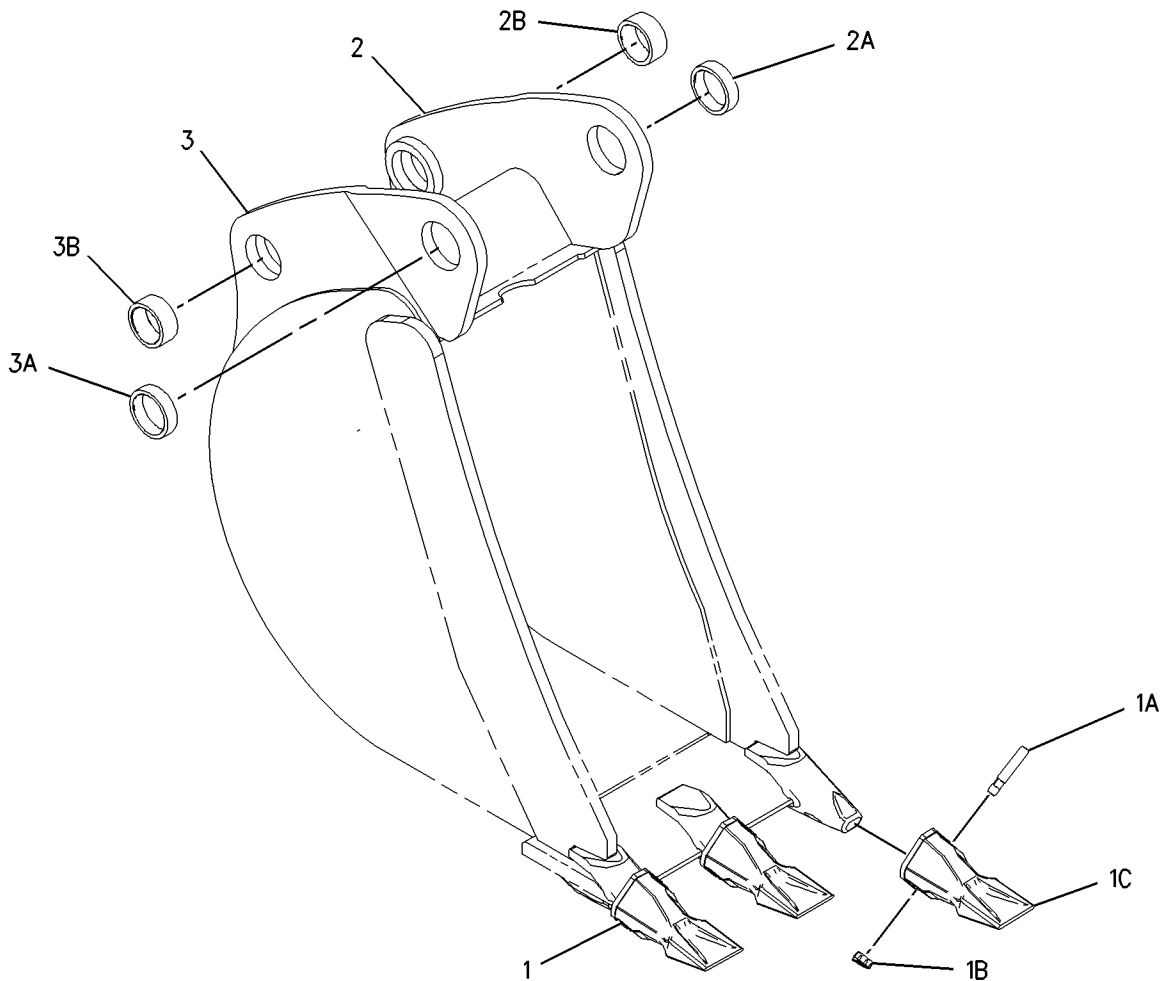
305-MM (12-IN)

PART OF 219-3410 BUCKET GP-HOE
AN ATTACHMENT

SMCS-6503

i02238703

| NOTE | REF NO | GRAPHIC REF | PART NUMBER | QTY | PART NAME | | | | | | SEE PAGE |
|------|--------|-------------|-------------|-----|--------------------|---|---|---|---|-------------------|----------|
| | | | | | 1 | 2 | 3 | 4 | 5 | 6 (PRODUCT LEVEL) | |
| | 1 | 1 | 208-5245 | 3 | TIP GP-PENETRATION | | | | | | |
| | | | | | (EACH INCLUDES) | | | | | | |
| | 1A | 1 | 201-1238 | 1 | PIN | | | | | | |
| | 1B | 1 | 201-1239 | 1 | RETAINER AS | | | | | | |
| | 1C | 1 | 208-5235 | 1 | TIP-PENETRATION | | | | | | |
| | 2 | 1 | 151-7929 | 1 | BRACKET AS (LH) | | | | | | |
| | 2A | 1 | 9R-0320 | 1 | BEARING-SLEEVE | | | | | | |
| | 2B | 1 | 154-5257 | 1 | BEARING-SLEEVE | | | | | | |
| | 3 | 1 | 151-7930 | 1 | BRACKET AS (RH) | | | | | | |
| | 3A | 1 | 9R-0320 | 1 | BEARING-SLEEVE | | | | | | |
| | 3B | 1 | 154-5257 | 1 | BEARING-SLEEVE | | | | | | |



GRAPHIC #1

<END>

g01001647

WORK TOOLS

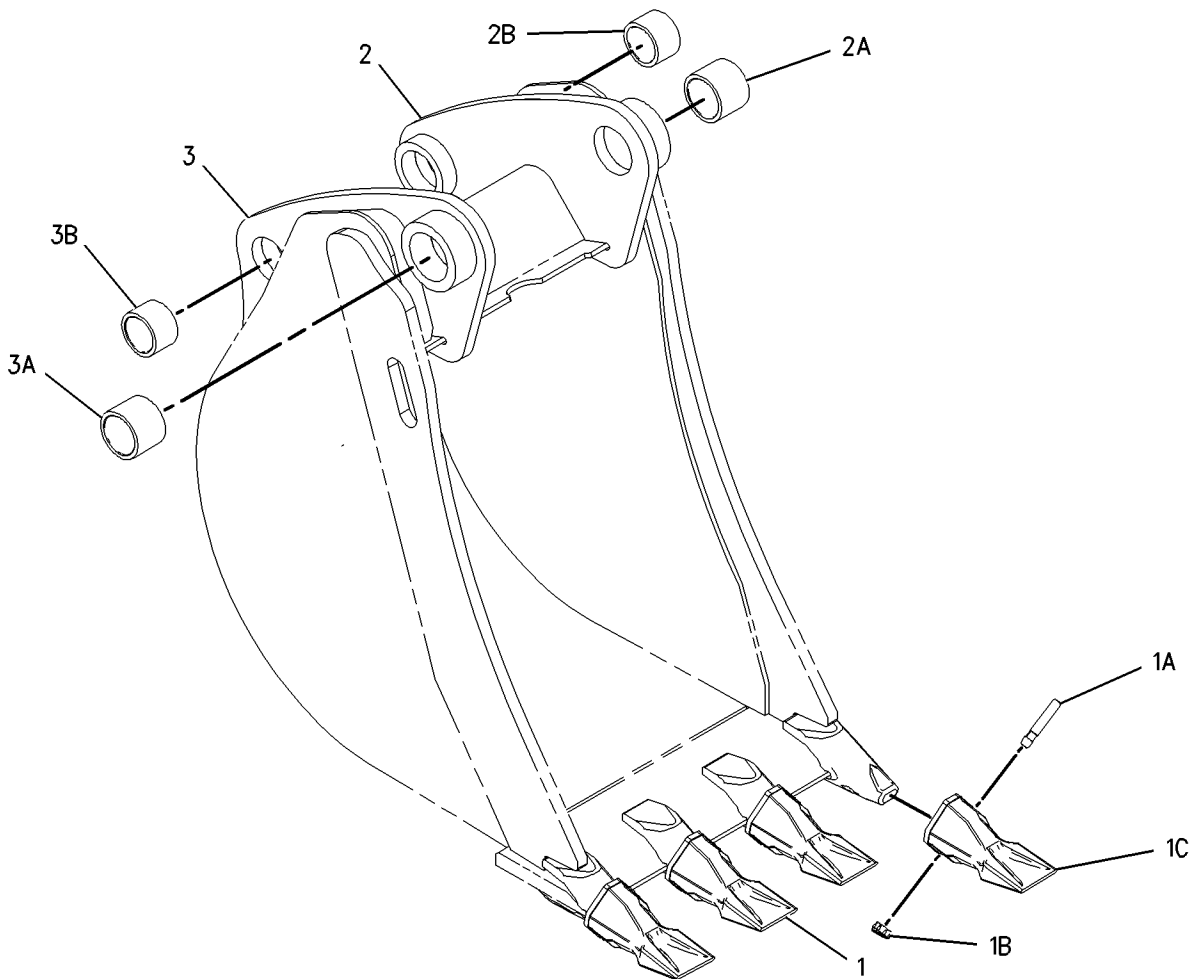
219-3380 BUCKET GP-HOE (CHG -00)

S/N: HLS1-UP
458-MM (18-IN)
AN ATTACHMENT

SMCS-6503

i02238704

| NOTE | REF NO | GRAPHIC REF | PART NUMBER | QTY | PART NAME | | | | | | SEE PAGE |
|------|--------|-------------|-------------|-----|--------------------|---|---|---|---|-------------------|----------|
| | | | | | 1 | 2 | 3 | 4 | 5 | 6 (PRODUCT LEVEL) | |
| | 1 | 1 | 208-5245 | 4 | TIP GP-PENETRATION | | | | | | |
| | | | | | (EACH INCLUDES) | | | | | | |
| | 1A | 1 | 201-1238 | 1 | PIN | | | | | | |
| | 1B | 1 | 201-1239 | 1 | RETAINER AS | | | | | | |
| | 1C | 1 | 208-5235 | 1 | TIP-PENETRATION | | | | | | |
| | 2 | 1 | 151-7902 | 1 | BRACKET AS (LH) | | | | | | |
| | 2A | 1 | 9R-0162 | 1 | BEARING-SLEEVE | | | | | | |
| | 2B | 1 | 168-0480 | 1 | BEARING-SLEEVE | | | | | | |
| | 3 | 1 | 151-7903 | 1 | BRACKET AS (RH) | | | | | | |
| | 3A | 1 | 9R-0162 | 1 | BEARING-SLEEVE | | | | | | |
| | 3B | 1 | 168-0480 | 1 | BEARING-SLEEVE | | | | | | |



GRAPHIC #1

<END>

g01001636

WORK TOOLS

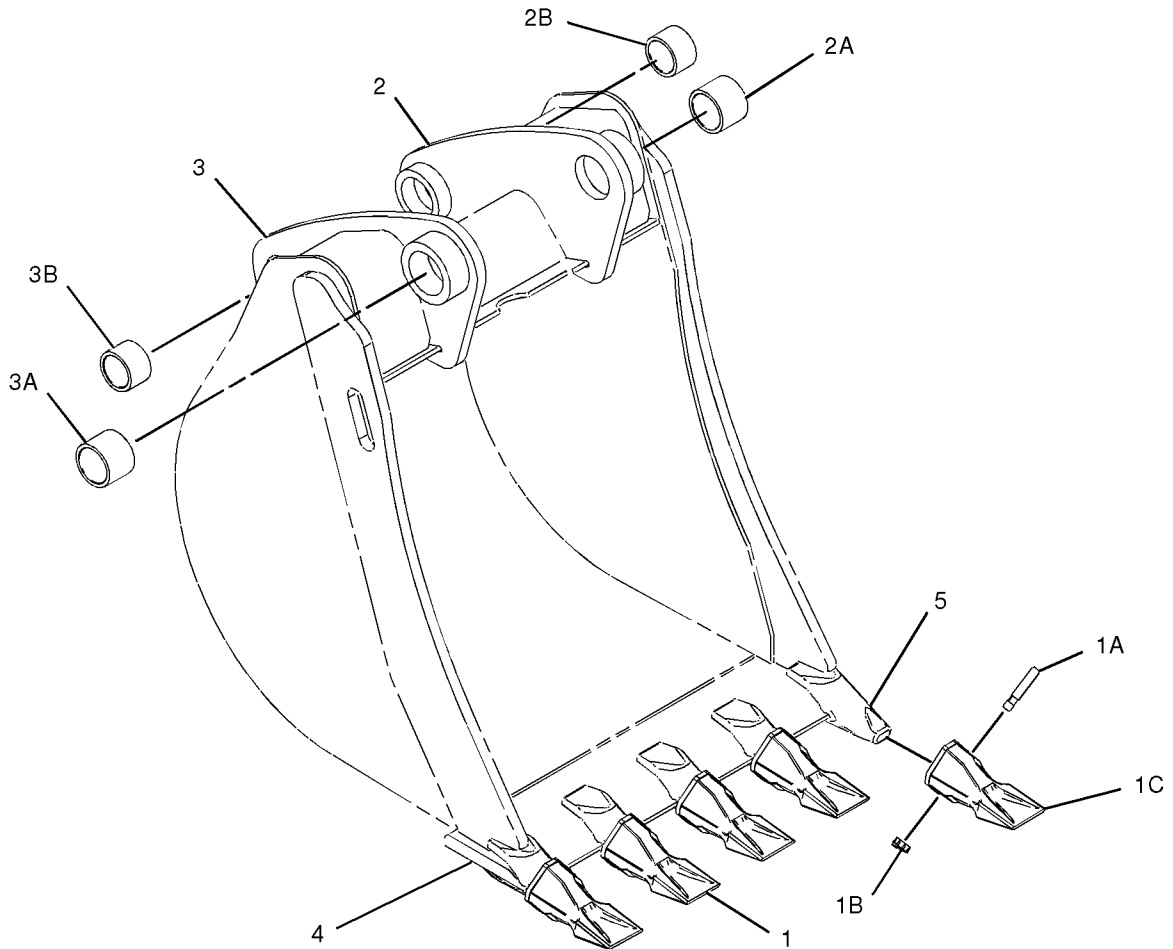
219-3381 BUCKET GP-HOE (CHG -00)

S/N: HLS1-UP
610-MM (24-IN)
AN ATTACHMENT

SMCS-6503

i02238705

| NOTE | REF NO | GRAPHIC REF | PART NUMBER | QTY | PART NAME | | | | | | SEE PAGE |
|------|--------|-------------|-------------|-----|--------------------|---|---|---|---|-------------------|----------|
| | | | | | 1 | 2 | 3 | 4 | 5 | 6 (PRODUCT LEVEL) | |
| | 1 | 1 | 208-5245 | 5 | TIP GP-PENETRATION | | | | | | |
| | | | | | (EACH INCLUDES) | | | | | | |
| | 1A | 1 | 201-1238 | 1 | PIN | | | | | | |
| | 1B | 1 | 201-1239 | 1 | RETAINER AS | | | | | | |
| | 1C | 1 | 208-5235 | 1 | TIP-PENETRATION | | | | | | |
| | 2 | 1 | 151-7902 | 1 | BRACKET AS (LH) | | | | | | |
| | 2A | 1 | 9R-0162 | 1 | BEARING-SLEEVE | | | | | | |
| | 2B | 1 | 168-0480 | 1 | BEARING-SLEEVE | | | | | | |
| | 3 | 1 | 151-7903 | 1 | BRACKET AS (RH) | | | | | | |
| | 3A | 1 | 9R-0162 | 1 | BEARING-SLEEVE | | | | | | |
| | 3B | 1 | 168-0480 | 1 | BEARING-SLEEVE | | | | | | |
| | 4 | 1 | 219-9488 | 1 | EDGE | | | | | | |
| | 5 | 1 | 201-1235 | 5 | ADAPTER | | | | | | |



GRAPHIC #1

<END>

g01013630

WORK TOOLS

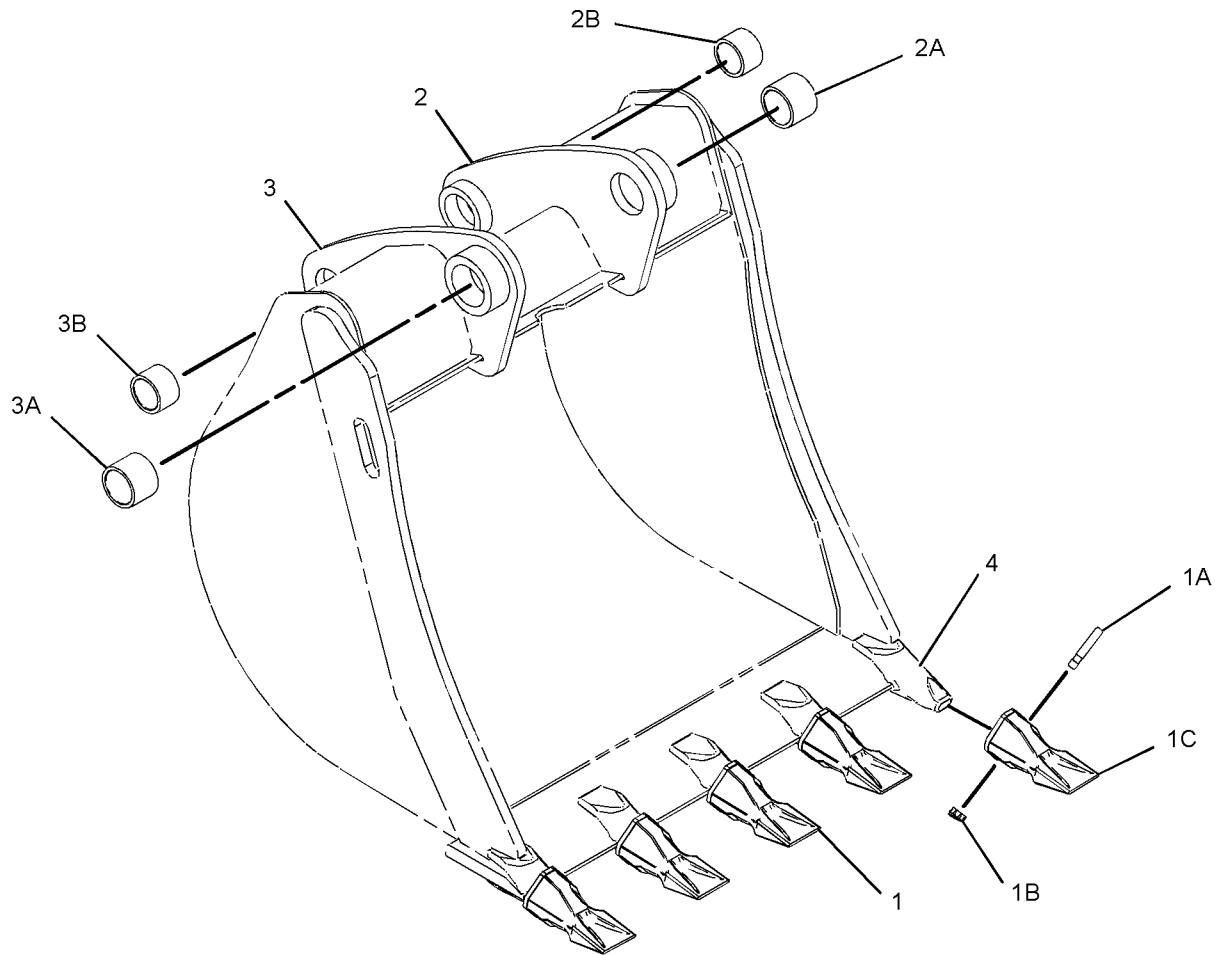
219-3382 BUCKET GP-HOE (CHG -00)

S/N: HLS1-UP
762-MM (30-IN)
AN ATTACHMENT

SMCS-6503

i02238706

| NOTE | REF NO | GRAPHIC REF | PART NUMBER | QTY | PART NAME | | | | | | SEE PAGE |
|------|--------|-------------|-------------|-----|--------------------|---|---|---|---|-------------------|----------|
| | | | | | 1 | 2 | 3 | 4 | 5 | 6 (PRODUCT LEVEL) | |
| 1 | 1 | 1 | 208-5245 | 5 | TIP GP-PENETRATION | | | | | | |
| | | | | | (EACH INCLUDES) | | | | | | |
| | 1A | 1 | 201-1238 | 1 | PIN | | | | | | |
| | 1B | 1 | 201-1239 | 1 | RETAINER AS | | | | | | |
| | 1C | 1 | 208-5235 | 1 | TIP-PENETRATION | | | | | | |
| | 2 | 1 | 151-7902 | 1 | BRACKET AS (LH) | | | | | | |
| | 2A | 1 | 9R-0162 | 1 | BEARING-SLEEVE | | | | | | |
| | 2B | 1 | 168-0480 | 1 | BEARING-SLEEVE | | | | | | |
| | 3 | 1 | 151-7903 | 1 | BRACKET AS (RH) | | | | | | |
| | 3A | 1 | 9R-0162 | 1 | BEARING-SLEEVE | | | | | | |
| | 3B | 1 | 168-0480 | 1 | BEARING-SLEEVE | | | | | | |
| | 4 | 1 | 201-1235 | 5 | ADAPTER | | | | | | |



GRAPHIC #1

<END>

g01132245

WORK TOOLS

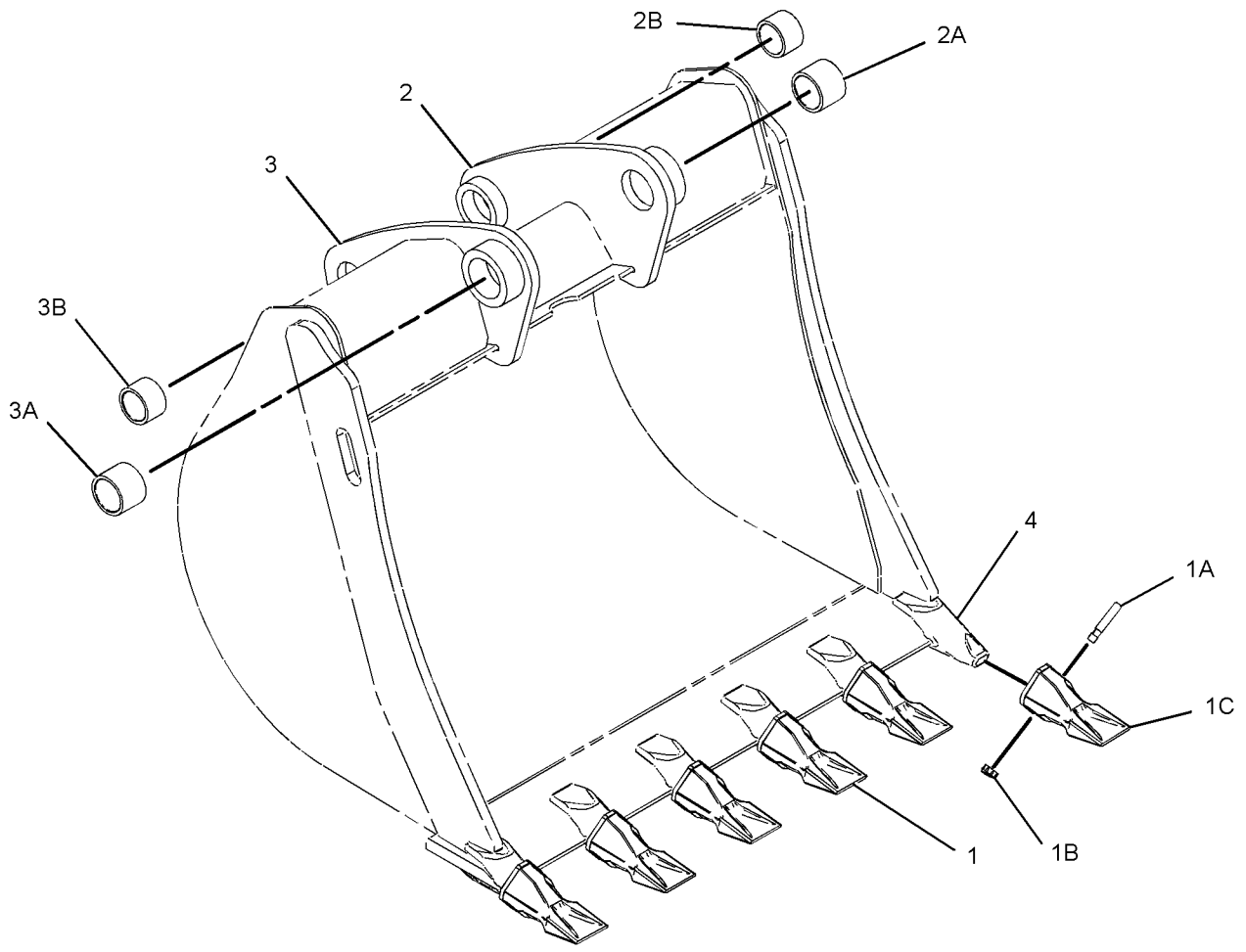
219-3383 BUCKET GP-HOE (CHG -00)

S/N: HLS1-UP
914-MM (36-IN)
AN ATTACHMENT

SMCS-6503

i02238707

| NOTE | REF NO | GRAPHIC REF | PART NUMBER | QTY | PART NAME | | | | | | SEE PAGE |
|------|--------|-------------|-------------|-----|--------------------|---|---|---|---|-------------------|----------|
| | | | | | 1 | 2 | 3 | 4 | 5 | 6 (PRODUCT LEVEL) | |
| | 1 | 1 | 208-5245 | 6 | TIP GP-PENETRATION | | | | | | |
| | | | | | (EACH INCLUDES) | | | | | | |
| | 1A | 1 | 201-1238 | 1 | PIN | | | | | | |
| | 1B | 1 | 201-1239 | 1 | RETAINER AS | | | | | | |
| | 1C | 1 | 208-5235 | 1 | TIP-PENETRATION | | | | | | |
| | 2 | 1 | 151-7902 | 1 | BRACKET AS (LH) | | | | | | |
| | 2A | 1 | 9R-0162 | 1 | BEARING-SLEEVE | | | | | | |
| | 2B | 1 | 168-0480 | 1 | BEARING-SLEEVE | | | | | | |
| | 3 | 1 | 151-7903 | 1 | BRACKET AS (RH) | | | | | | |
| | 3A | 1 | 9R-0162 | 1 | BEARING-SLEEVE | | | | | | |
| | 3B | 1 | 168-0480 | 1 | BEARING-SLEEVE | | | | | | |
| | 4 | 1 | 201-1235 | 5 | ADAPTER | | | | | | |



GRAPHIC #1

<END>

g01132250

WORK TOOLS

219-3384 BUCKET GP-HOE-HEAVY-DUTY (CHG -00)

S/N: HLS1-UP

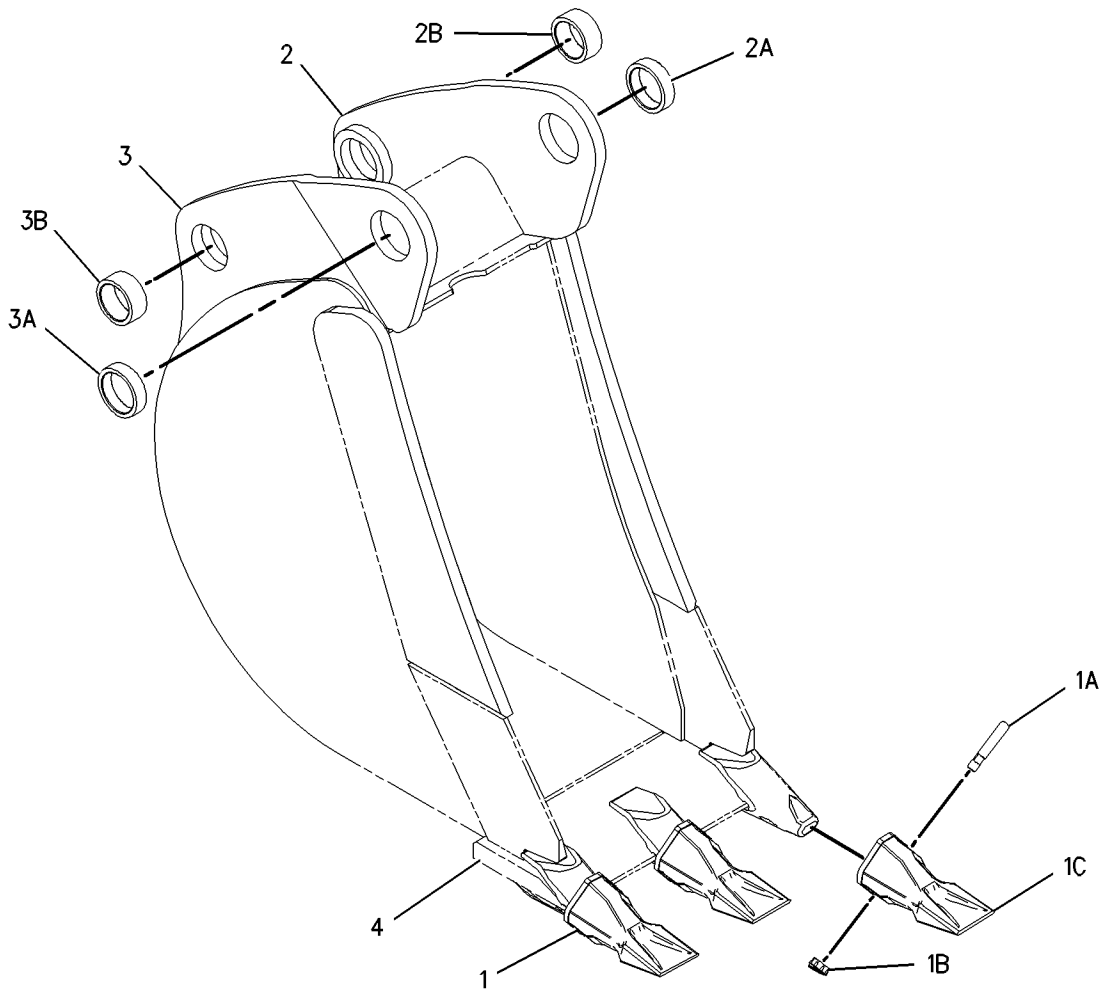
305-MM (12-IN)

PART OF 219-3411 BUCKET GP-HOE
AN ATTACHMENT

SMCS-6503

i02238708

| NOTE | REF NO | GRAPHIC REF | PART NUMBER | QTY | PART NAME | | | | | | SEE PAGE |
|------|--------|-------------|-------------|-----|--------------------|---|---|---|---|-------------------|----------|
| | | | | | 1 | 2 | 3 | 4 | 5 | 6 (PRODUCT LEVEL) | |
| 1 | 1 | 1 | 208-5245 | 3 | TIP GP-PENETRATION | | | | | | |
| | | | | | (EACH INCLUDES) | | | | | | |
| | 1A | 1 | 201-1238 | 1 | PIN | | | | | | |
| | 1B | 1 | 201-1239 | 1 | RETAINER AS | | | | | | |
| | 1C | 1 | 208-5235 | 1 | TIP-PENETRATION | | | | | | |
| | 2 | 1 | 151-7929 | 1 | BRACKET AS (LH) | | | | | | |
| | 2A | 1 | 9R-0320 | 1 | BEARING-SLEEVE | | | | | | |
| | 2B | 1 | 154-5257 | 1 | BEARING-SLEEVE | | | | | | |
| | 3 | 1 | 151-7930 | 1 | BRACKET AS (RH) | | | | | | |
| | 3A | 1 | 9R-0320 | 1 | BEARING-SLEEVE | | | | | | |
| | 3B | 1 | 154-5257 | 1 | BEARING-SLEEVE | | | | | | |
| | 4 | 1 | 219-9482 | 1 | EDGE | | | | | | |



GRAPHIC #1

<END>

g01001916

WORK TOOLS

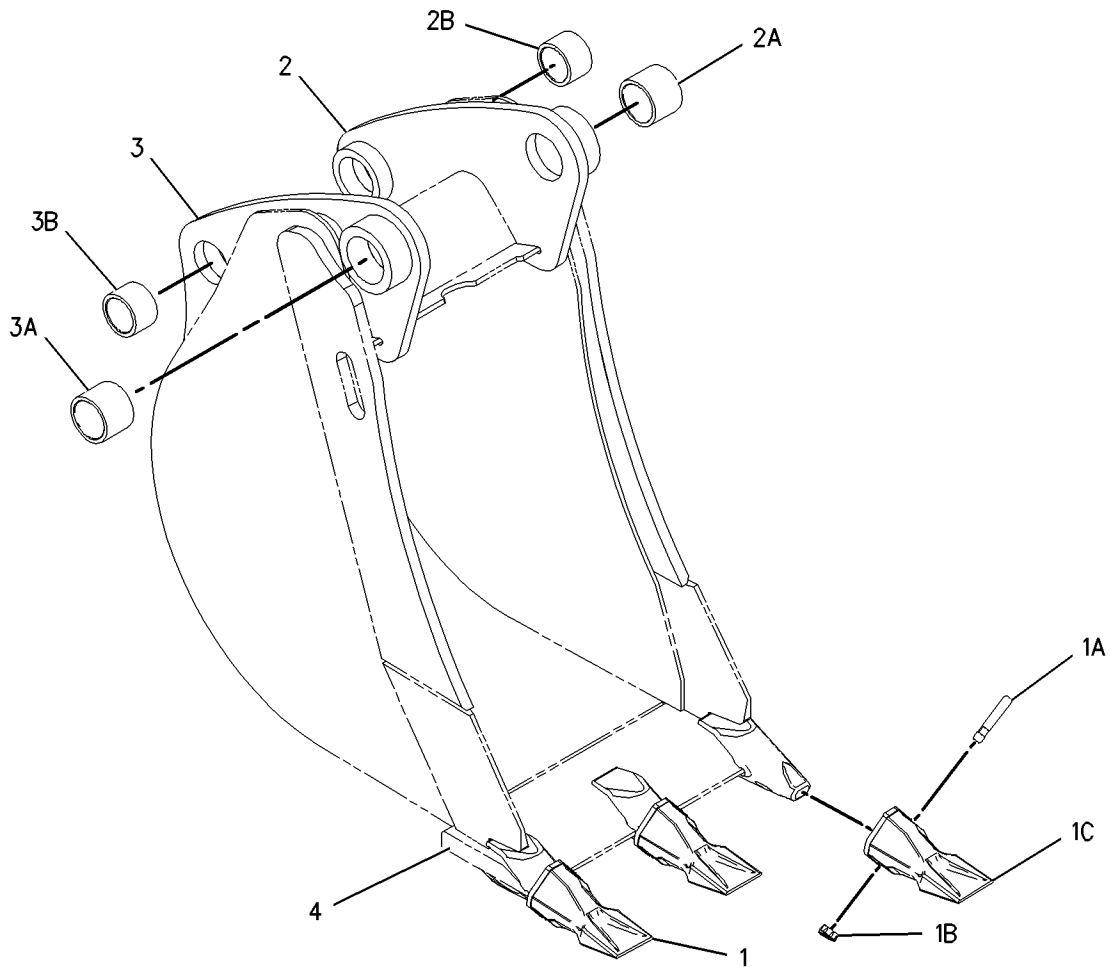
219-3385 BUCKET GP-HOE-HEAVY DUTY (CHG -00)

S/N: HLS1-UP
407-MM (16-IN)
AN ATTACHMENT

SMCS-6503

i02238709

| NOTE | REF NO | GRAPHIC REF | PART NUMBER | QTY | PART NAME | | | | | | SEE PAGE |
|------|--------|-------------|-------------|-----|--------------------|---|---|---|---|-------------------|----------|
| | | | | | 1 | 2 | 3 | 4 | 5 | 6 (PRODUCT LEVEL) | |
| | 1 | 1 | 208-5245 | 3 | TIP GP-PENETRATION | | | | | | |
| | | | | | (EACH INCLUDES) | | | | | | |
| | 1A | 1 | 201-1238 | 1 | PIN | | | | | | |
| | 1B | 1 | 201-1239 | 1 | RETAINER AS | | | | | | |
| | 1C | 1 | 208-5235 | 1 | TIP-PENETRATION | | | | | | |
| | 2 | 1 | 151-7902 | 1 | BRACKET AS (LH) | | | | | | |
| | 2A | 1 | 9R-0162 | 1 | BEARING-SLEEVE | | | | | | |
| | 2B | 1 | 168-0480 | 1 | BEARING-SLEEVE | | | | | | |
| | 3 | 1 | 151-7903 | 1 | BRACKET AS (RH) | | | | | | |
| | 3A | 1 | 9R-0162 | 1 | BEARING-SLEEVE | | | | | | |
| | 3B | 1 | 168-0480 | 1 | BEARING-SLEEVE | | | | | | |
| | 4 | 1 | 219-9482 | 1 | EDGE | | | | | | |



GRAPHIC #1

<END>

g01001972

WORK TOOLS

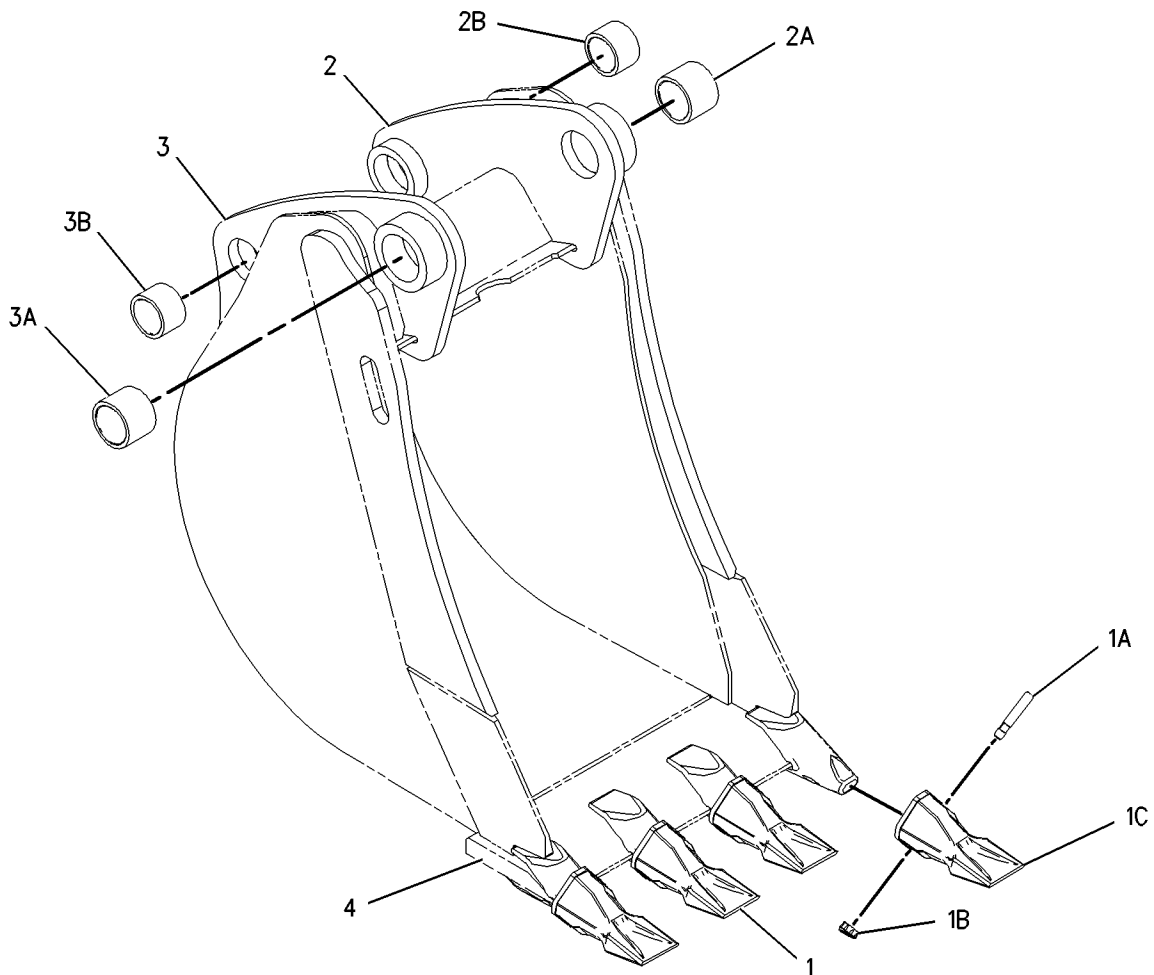
219-3386 BUCKET GP-HOE-HEAVY DUTY (CHG -00)

S/N: HLS1-UP
458-MM (18-IN)
AN ATTACHMENT

SMCS-6503

i02238710

| NOTE | REF NO | GRAPHIC REF | PART NUMBER | QTY | PART NAME | | | | | | SEE PAGE |
|------|--------|-------------|-------------|-----|--------------------|---|---|---|---|-------------------|----------|
| | | | | | 1 | 2 | 3 | 4 | 5 | 6 (PRODUCT LEVEL) | |
| 1 | 1 | 1 | 208-5245 | 4 | TIP GP-PENETRATION | | | | | | |
| | | | | | (EACH INCLUDES) | | | | | | |
| | 1A | 1 | 201-1238 | 1 | PIN | | | | | | |
| | 1B | 1 | 201-1239 | 1 | RETAINER AS | | | | | | |
| | 1C | 1 | 208-5235 | 1 | TIP-PENETRATION | | | | | | |
| | 2 | 1 | 151-7902 | 1 | BRACKET AS (LH) | | | | | | |
| | 2A | 1 | 9R-0162 | 1 | BEARING-SLEEVE | | | | | | |
| | 2B | 1 | 168-0480 | 1 | BEARING-SLEEVE | | | | | | |
| | 3 | 1 | 151-7903 | 1 | BRACKET AS (RH) | | | | | | |
| | 3A | 1 | 9R-0162 | 1 | BEARING-SLEEVE | | | | | | |
| | 3B | 1 | 168-0480 | 1 | BEARING-SLEEVE | | | | | | |
| | 4 | 1 | 219-9483 | 1 | EDGE | | | | | | |



GRAPHIC #1

<END>

g01001988

WORK TOOLS

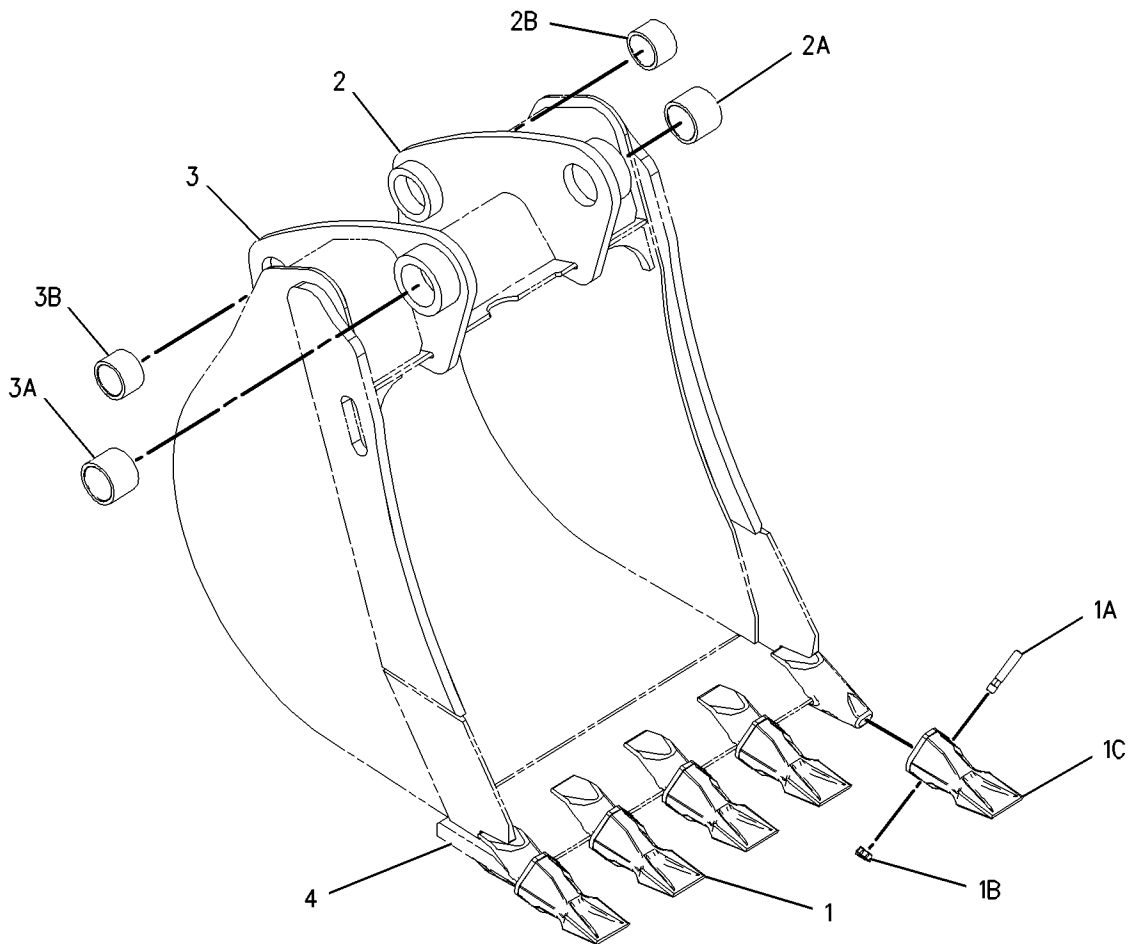
219-3387 BUCKET GP-HOE-HEAVY DUTY (CHG -00)

S/N: HLS1-UP
610-MM (24-IN)
AN ATTACHMENT

SMCS-6503

i02238712

| NOTE | REF NO | GRAPHIC REF | PART NUMBER | QTY | PART NAME | | | | | | SEE PAGE |
|------|--------|-------------|-------------|-----|--------------------|---|---|---|---|-------------------|----------|
| | | | | | 1 | 2 | 3 | 4 | 5 | 6 (PRODUCT LEVEL) | |
| | 1 | 1 | 208-5245 | 5 | TIP GP-PENETRATION | | | | | | |
| | | | | | (EACH INCLUDES) | | | | | | |
| | 1A | 1 | 201-1238 | 1 | PIN | | | | | | |
| | 1B | 1 | 201-1239 | 1 | RETAINER AS | | | | | | |
| | 1C | 1 | 208-5235 | 1 | TIP-PENETRATION | | | | | | |
| | 2 | 1 | 151-7902 | 1 | BRACKET AS (LH) | | | | | | |
| | 2A | 1 | 9R-0162 | 1 | BEARING-SLEEVE | | | | | | |
| | 2B | 1 | 168-0480 | 1 | BEARING-SLEEVE | | | | | | |
| | 3 | 1 | 151-7903 | 1 | BRACKET AS (RH) | | | | | | |
| | 3A | 1 | 9R-0162 | 1 | BEARING-SLEEVE | | | | | | |
| | 3B | 1 | 168-0480 | 1 | BEARING-SLEEVE | | | | | | |
| | 4 | 1 | 219-9484 | 1 | EDGE | | | | | | |



GRAPHIC #1

<END>

g01002004

WORK TOOLS

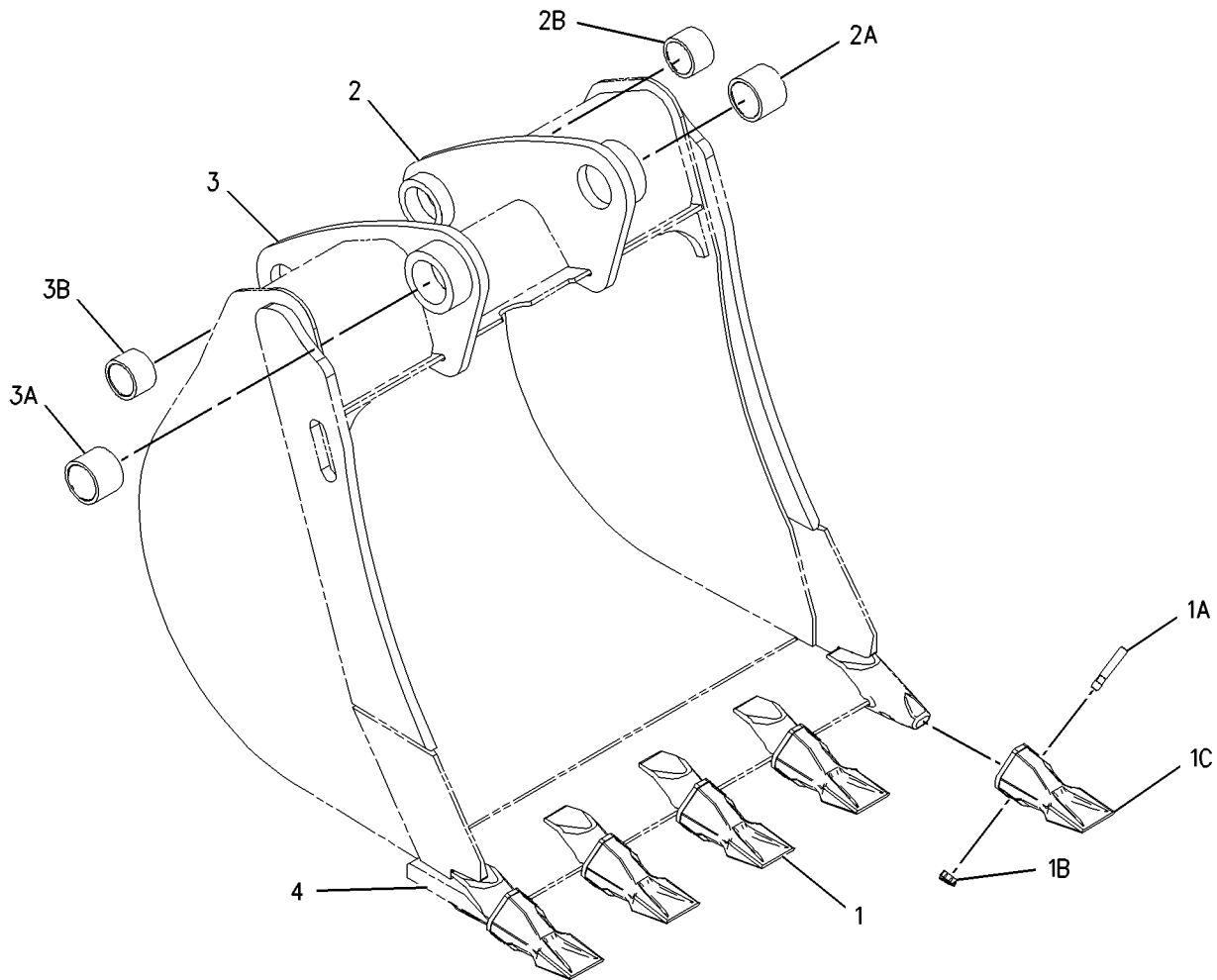
219-3388 BUCKET GP-HOE-HEAVY DUTY (CHG -00)

S/N: HLS1-UP
762-MM (30-IN)
AN ATTACHMENT

SMCS-6503

i02238713

| NOTE | REF NO | GRAPHIC REF | PART NUMBER | QTY | PART NAME | | | | | | SEE PAGE |
|------|--------|-------------|-------------|-----|--------------------|---|---|---|---|-------------------|----------|
| | | | | | 1 | 2 | 3 | 4 | 5 | 6 (PRODUCT LEVEL) | |
| 1 | 1 | 1 | 208-5245 | 5 | TIP GP-PENETRATION | | | | | | |
| | | | | | (EACH INCLUDES) | | | | | | |
| | 1A | 1 | 201-1238 | 1 | PIN | | | | | | |
| | 1B | 1 | 201-1239 | 1 | RETAINER AS | | | | | | |
| | 1C | 1 | 208-5235 | 1 | TIP-PENETRATION | | | | | | |
| | 2 | 1 | 151-7902 | 1 | BRACKET AS (LH) | | | | | | |
| | 2A | 1 | 9R-0162 | 1 | BEARING-SLEEVE | | | | | | |
| | 2B | 1 | 168-0480 | 1 | BEARING-SLEEVE | | | | | | |
| | 3 | 1 | 151-7903 | 1 | BRACKET AS (RH) | | | | | | |
| | 3A | 1 | 9R-0162 | 1 | BEARING-SLEEVE | | | | | | |
| | 3B | 1 | 168-0480 | 1 | BEARING-SLEEVE | | | | | | |
| | 4 | 1 | 219-9485 | 1 | EDGE | | | | | | |



GRAPHIC #1

<END>

g01002018

WORK TOOLS

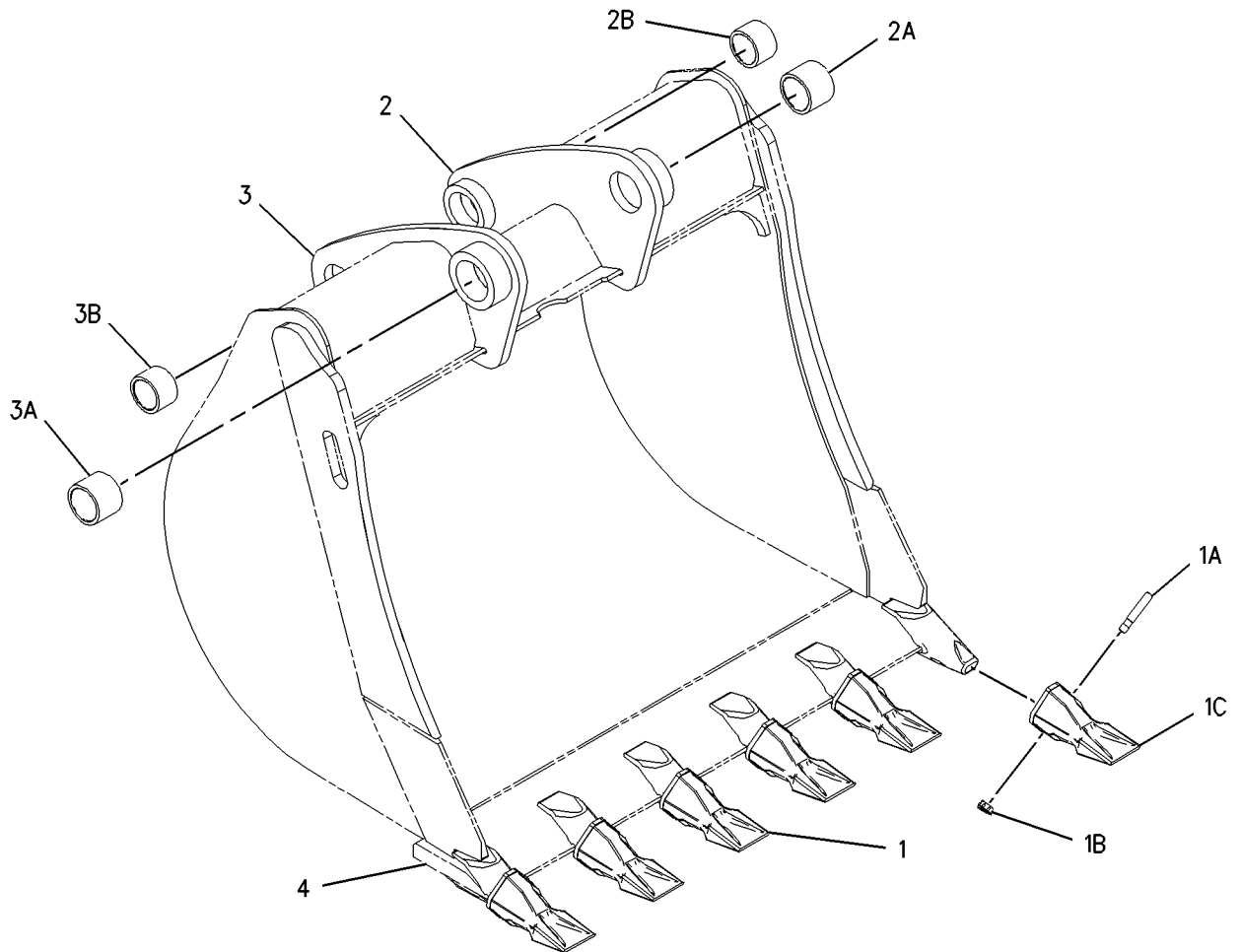
219-3389 BUCKET GP-HOE-HEAVY DUTY (CHG -00)

S/N: HLS1-UP
914-MM (36-IN)
AN ATTACHMENT

SMCS-6503

i02238714

| NOTE | REF NO | GRAPHIC REF | PART NUMBER | QTY | PART NAME | | | | | | SEE PAGE |
|------|--------|-------------|-------------|-----|--------------------|---|---|---|---|-------------------|----------|
| | | | | | 1 | 2 | 3 | 4 | 5 | 6 (PRODUCT LEVEL) | |
| | 1 | 1 | 208-5245 | 6 | TIP GP-PENETRATION | | | | | | |
| | | | | | (EACH INCLUDES) | | | | | | |
| | 1A | 1 | 201-1238 | 1 | PIN | | | | | | |
| | 1B | 1 | 201-1239 | 1 | RETAINER AS | | | | | | |
| | 1C | 1 | 208-5235 | 1 | TIP-PENETRATION | | | | | | |
| | 2 | 1 | 151-7902 | 1 | BRACKET AS (LH) | | | | | | |
| | 2A | 1 | 9R-0162 | 1 | BEARING-SLEEVE | | | | | | |
| | 2B | 1 | 168-0480 | 1 | BEARING-SLEEVE | | | | | | |
| | 3 | 1 | 151-7903 | 1 | BRACKET AS (RH) | | | | | | |
| | 3A | 1 | 9R-0162 | 1 | BEARING-SLEEVE | | | | | | |
| | 3B | 1 | 168-0480 | 1 | BEARING-SLEEVE | | | | | | |
| | 4 | 1 | 219-9486 | 1 | EDGE | | | | | | |



GRAPHIC #1

<END>

g01002037

WORK TOOLS

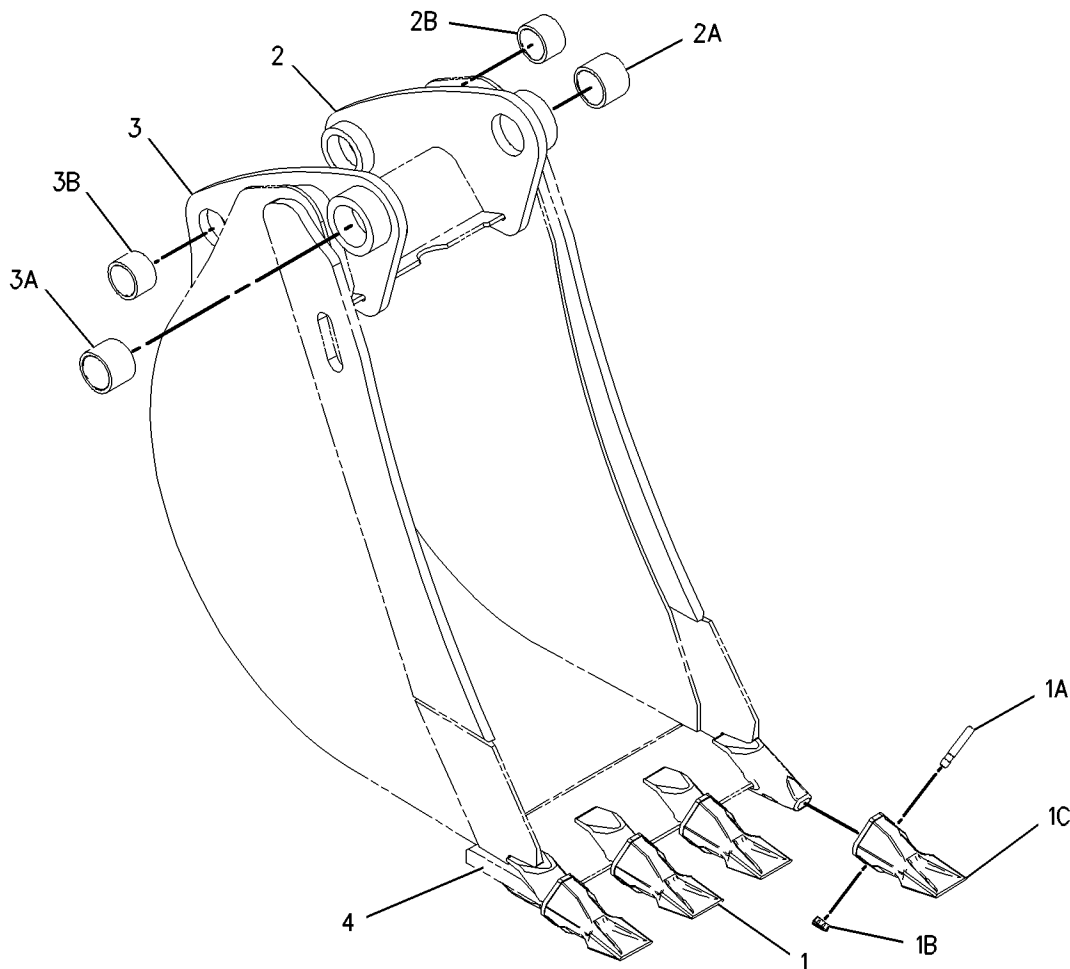
219-3390 BUCKET GP-HOE-HIGH CAPACITY (CHG -00)

S/N: HLS1-UP
458-MM (18-IN)
AN ATTACHMENT

SMCS-6503

i02238715

| NOTE | REF NO | GRAPHIC REF | PART NUMBER | QTY | PART NAME | | | | | | SEE PAGE |
|------|--------|-------------|-------------|-----|--------------------|---|---|---|---|-------------------|----------|
| | | | | | 1 | 2 | 3 | 4 | 5 | 6 (PRODUCT LEVEL) | |
| | 1 | 1 | 208-5245 | 4 | TIP GP-PENETRATION | | | | | | |
| | | | | | (EACH INCLUDES) | | | | | | |
| | 1A | 1 | 201-1238 | 1 | PIN | | | | | | |
| | 1B | 1 | 201-1239 | 1 | RETAINER AS | | | | | | |
| | 1C | 1 | 208-5235 | 1 | TIP-PENETRATION | | | | | | |
| | 2 | 1 | 151-7902 | 1 | BRACKET AS (LH) | | | | | | |
| | 2A | 1 | 9R-0162 | 1 | BEARING-SLEEVE | | | | | | |
| | 2B | 1 | 168-0480 | 1 | BEARING-SLEEVE | | | | | | |
| | 3 | 1 | 151-7903 | 1 | BRACKET AS (RH) | | | | | | |
| | 3A | 1 | 9R-0162 | 1 | BEARING-SLEEVE | | | | | | |
| | 3B | 1 | 168-0480 | 1 | BEARING-SLEEVE | | | | | | |
| | 4 | 1 | 219-9483 | 1 | EDGE | | | | | | |



GRAPHIC #1

<END>

g01002001

WORK TOOLS

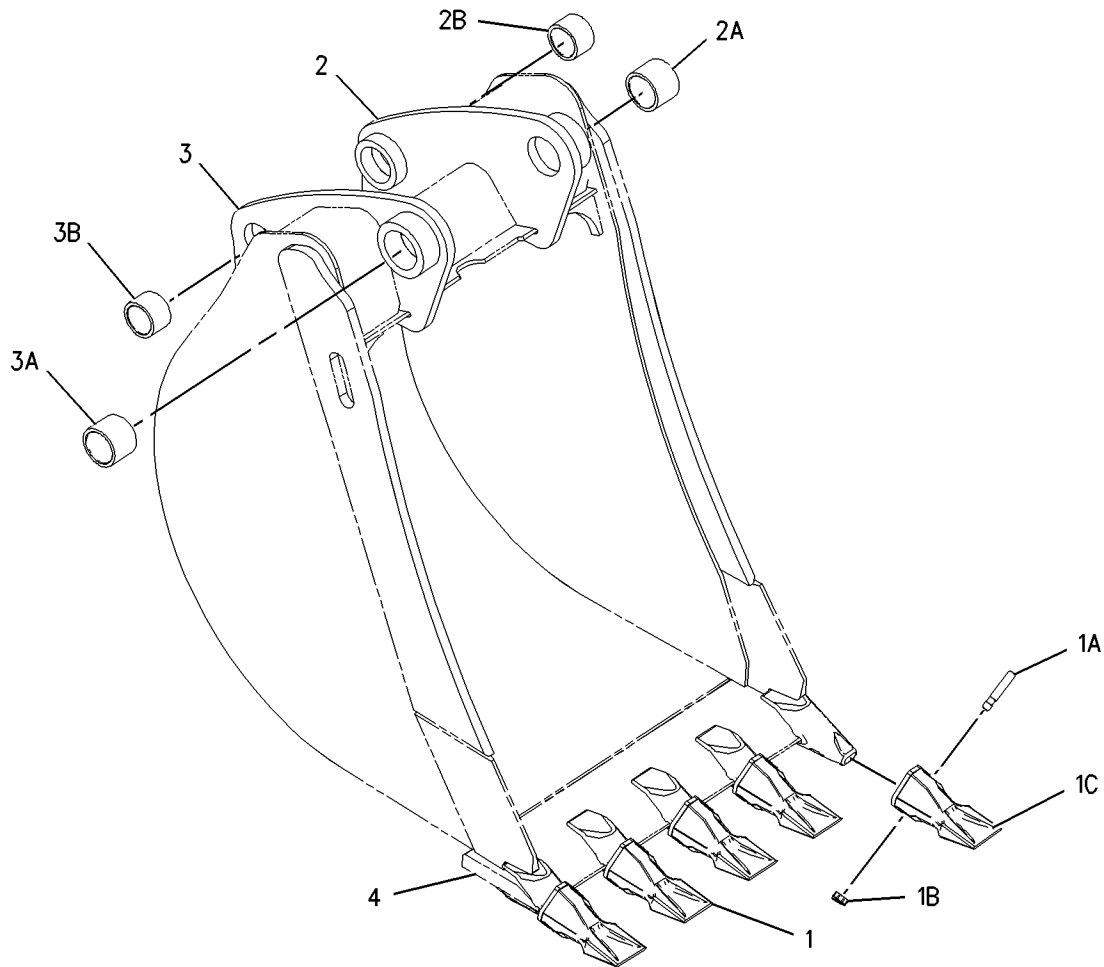
219-3391 BUCKET GP-HOE-HIGH CAPACITY (CHG -00)

S/N: HLS1-UP
610-MM (24-IN)
AN ATTACHMENT

SMCS-6503

i02238716

| NOTE | REF NO | GRAPHIC REF | PART NUMBER | QTY | PART NAME | | | | | | SEE PAGE |
|------|--------|-------------|-------------|-----|--------------------|---|---|---|---|-------------------|----------|
| | | | | | 1 | 2 | 3 | 4 | 5 | 6 (PRODUCT LEVEL) | |
| | 1 | 1 | 208-5245 | 5 | TIP GP-PENETRATION | | | | | | |
| | | | | | (EACH INCLUDES) | | | | | | |
| | 1A | 1 | 201-1238 | 1 | PIN | | | | | | |
| | 1B | 1 | 201-1239 | 1 | RETAINER AS | | | | | | |
| | 1C | 1 | 208-5235 | 1 | TIP-PENETRATION | | | | | | |
| | 2 | 1 | 151-7902 | 1 | BRACKET AS (LH) | | | | | | |
| | 2A | 1 | 9R-0162 | 1 | BEARING-SLEEVE | | | | | | |
| | 2B | 1 | 168-0480 | 1 | BEARING-SLEEVE | | | | | | |
| | 3 | 1 | 151-7903 | 1 | BRACKET AS (RH) | | | | | | |
| | 3A | 1 | 9R-0162 | 1 | BEARING-SLEEVE | | | | | | |
| | 3B | 1 | 168-0480 | 1 | BEARING-SLEEVE | | | | | | |
| | 4 | 1 | 219-9484 | 1 | EDGE | | | | | | |



GRAPHIC #1

<END>

g01002058

WORK TOOLS

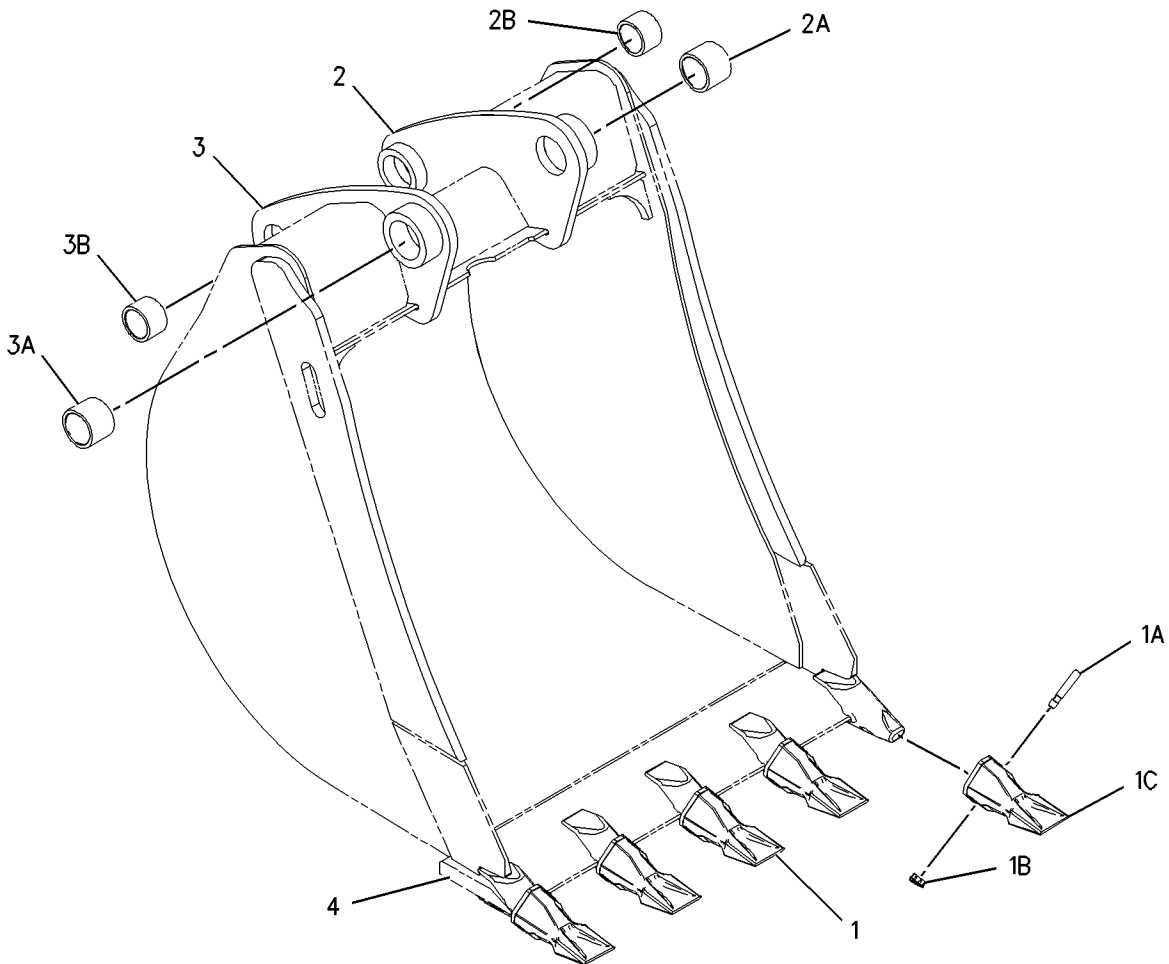
219-3392 BUCKET GP-HOE-HIGH CAPACITY (CHG -00)

S/N: HLS1-UP
762-MM (30-IN)
AN ATTACHMENT

SMCS-6503

i02238721

| NOTE | REF NO | GRAPHIC REF | PART NUMBER | QTY | PART NAME | | | | | | SEE PAGE |
|------|--------|-------------|-------------|-----|--------------------|---|---|---|---|-------------------|----------|
| | | | | | 1 | 2 | 3 | 4 | 5 | 6 (PRODUCT LEVEL) | |
| 1 | 1 | 1 | 208-5245 | 5 | TIP GP-PENETRATION | | | | | | |
| | | | | | (EACH INCLUDES) | | | | | | |
| | 1A | 1 | 201-1238 | 1 | PIN | | | | | | |
| | 1B | 1 | 201-1239 | 1 | RETAINER AS | | | | | | |
| | 1C | 1 | 208-5235 | 1 | TIP-PENETRATION | | | | | | |
| | 2 | 1 | 151-7902 | 1 | BRACKET AS (LH) | | | | | | |
| | 2A | 1 | 9R-0162 | 1 | BEARING-SLEEVE | | | | | | |
| | 2B | 1 | 168-0480 | 1 | BEARING-SLEEVE | | | | | | |
| | 3 | 1 | 151-7903 | 1 | BRACKET AS (RH) | | | | | | |
| | 3A | 1 | 9R-0162 | 1 | BEARING-SLEEVE | | | | | | |
| | 3B | 1 | 168-0480 | 1 | BEARING-SLEEVE | | | | | | |
| | 4 | 1 | 219-9485 | 1 | EDGE | | | | | | |



GRAPHIC #1

<END>

g01002066

WORK TOOLS

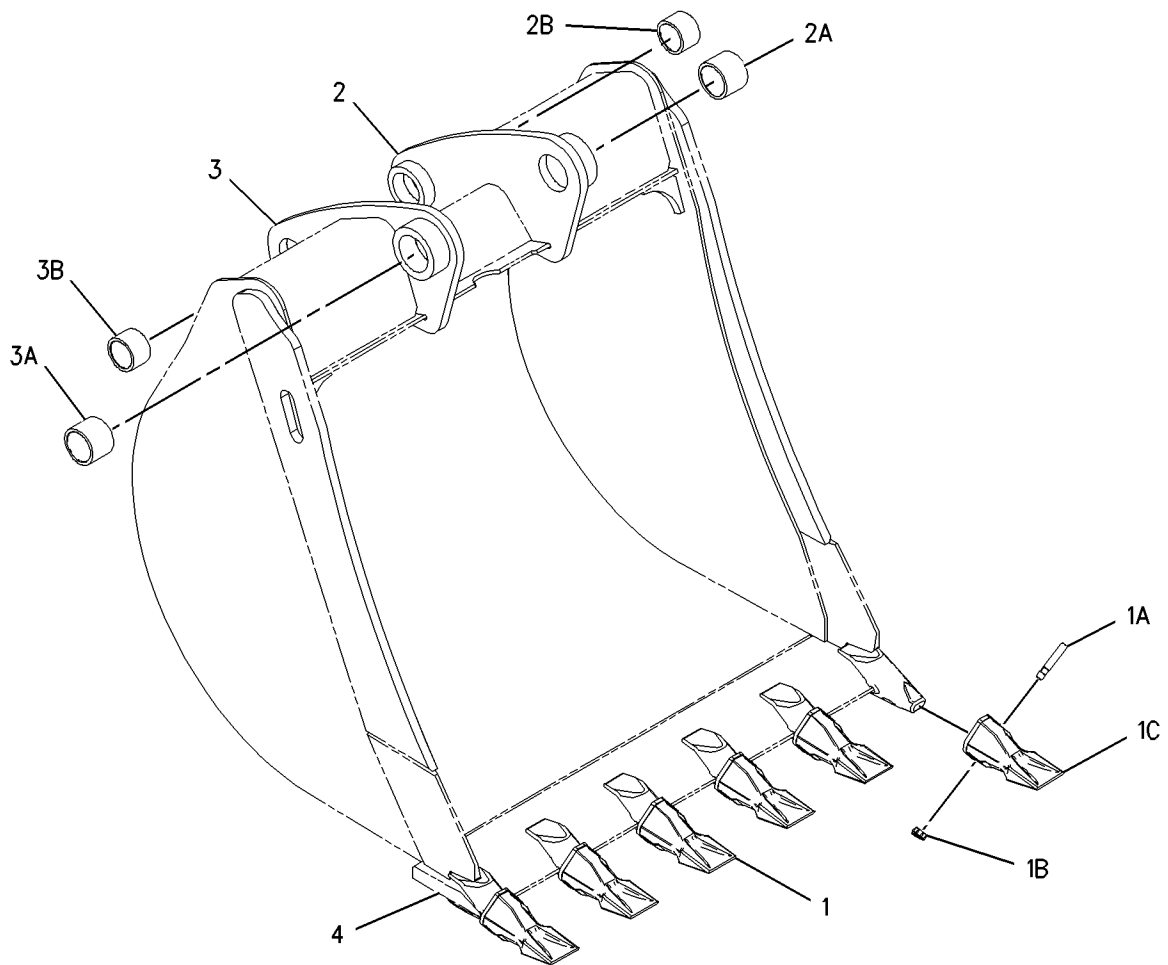
219-3393 BUCKET GP-HOE-HIGH CAPACITY (CHG -00)

S/N: HLS1-UP
914-MM (36-IN)
AN ATTACHMENT

SMCS-6503

i02238717

| NOTE | REF NO | GRAPHIC REF | PART NUMBER | QTY | PART NAME | | | | | | SEE PAGE |
|------|--------|-------------|-------------|-----|--------------------|---|---|---|---|-------------------|----------|
| | | | | | 1 | 2 | 3 | 4 | 5 | 6 (PRODUCT LEVEL) | |
| | 1 | 1 | 208-5245 | 6 | TIP GP-PENETRATION | | | | | | |
| | | | | | (EACH INCLUDES) | | | | | | |
| | 1A | 1 | 201-1238 | 1 | PIN | | | | | | |
| | 1B | 1 | 201-1239 | 1 | RETAINER AS | | | | | | |
| | 1C | 1 | 208-5235 | 1 | TIP-PENETRATION | | | | | | |
| | 2 | 1 | 151-7902 | 1 | BRACKET AS (LH) | | | | | | |
| | 2A | 1 | 9R-0162 | 1 | BEARING-SLEEVE | | | | | | |
| | 2B | 1 | 168-0480 | 1 | BEARING-SLEEVE | | | | | | |
| | 3 | 1 | 151-7903 | 1 | BRACKET AS (RH) | | | | | | |
| | 3A | 1 | 9R-0162 | 1 | BEARING-SLEEVE | | | | | | |
| | 3B | 1 | 168-0480 | 1 | BEARING-SLEEVE | | | | | | |
| | 4 | 1 | 219-9486 | 1 | EDGE | | | | | | |



GRAPHIC #1

<END>

g01002085

WORK TOOLS

219-3394 BUCKET GP-HOE-ROCK (CHG -00)

S/N: HLS1-UP

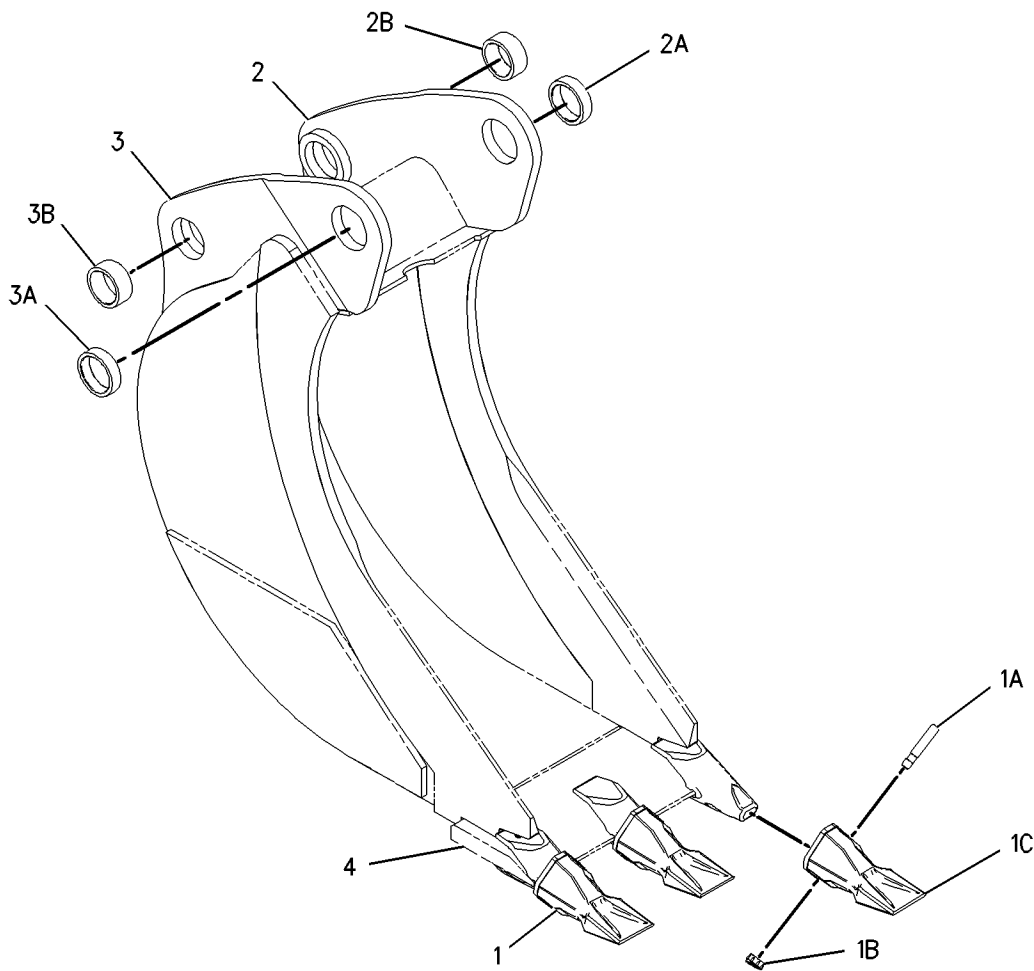
305-MM (12-IN)

PART OF 219-3412 BUCKET GP-HOE
AN ATTACHMENT

SMCS-6503

i02238718

| NOTE | REF NO | GRAPHIC REF | PART NUMBER | QTY | PART NAME | | | | | | SEE PAGE |
|------|--------|-------------|-------------|-----|--------------------|---|---|---|---|-------------------|----------|
| | | | | | 1 | 2 | 3 | 4 | 5 | 6 (PRODUCT LEVEL) | |
| 1 | 1 | 1 | 208-5245 | 3 | TIP GP-PENETRATION | | | | | | |
| | | | | | (EACH INCLUDES) | | | | | | |
| | 1A | 1 | 201-1238 | 1 | PIN | | | | | | |
| | 1B | 1 | 201-1239 | 1 | RETAINER AS | | | | | | |
| | 1C | 1 | 208-5235 | 1 | TIP-PENETRATION | | | | | | |
| | 2 | 1 | 151-7929 | 1 | BRACKET AS (LH) | | | | | | |
| | 2A | 1 | 9R-0320 | 1 | BEARING-SLEEVE | | | | | | |
| | 2B | 1 | 154-5257 | 1 | BEARING-SLEEVE | | | | | | |
| | 3 | 1 | 151-7930 | 1 | BRACKET AS (RH) | | | | | | |
| | 3A | 1 | 9R-0320 | 1 | BEARING-SLEEVE | | | | | | |
| | 3B | 1 | 154-5257 | 1 | BEARING-SLEEVE | | | | | | |
| | 4 | 1 | 219-9493 | 1 | EDGE | | | | | | |



GRAPHIC #1

<END>

g01001954

WORK TOOLS

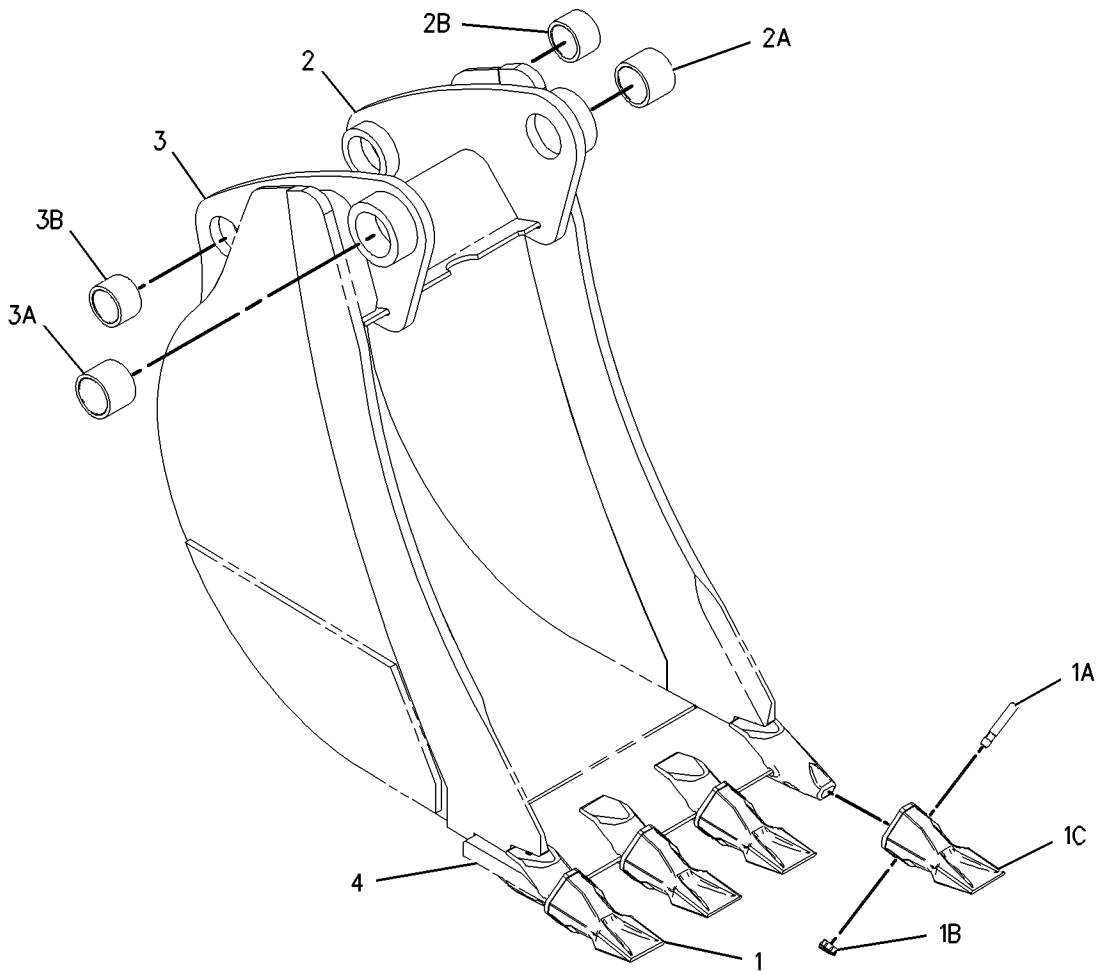
219-3395 BUCKET GP-HOE-ROCK (CHG -00)

S/N: HLS1-UP
458-MM (18-IN)
AN ATTACHMENT

SMCS-6503

i02485597

| NOTE | REF NO | GRAPHIC REF | PART NUMBER | QTY | PART NAME | | | | | | SEE PAGE |
|------|--------|-------------|-------------|-----|--------------------|---|---|---|---|-------------------|----------|
| | | | | | 1 | 2 | 3 | 4 | 5 | 6 (PRODUCT LEVEL) | |
| | 1 | 1 | 208-5245 | 4 | TIP GP-PENETRATION | | | | | | |
| | | | | | (EACH INCLUDES) | | | | | | |
| | 1A | 1 | 201-1238 | 1 | PIN | | | | | | |
| | 1B | 1 | 201-1239 | 1 | RETAINER AS | | | | | | |
| | 1C | 1 | 208-5235 | 1 | TIP-PENETRATION | | | | | | |
| | 2 | 1 | 151-7902 | 1 | BRACKET AS (LH) | | | | | | |
| | 2A | 1 | 9R-0162 | 1 | BEARING-SLEEVE | | | | | | |
| | 2B | 1 | 168-0480 | 1 | BEARING-SLEEVE | | | | | | |
| | 3 | 1 | 151-7903 | 1 | BRACKET AS (RH) | | | | | | |
| | 3A | 1 | 9R-0162 | 1 | BEARING-SLEEVE | | | | | | |
| | 3B | 1 | 168-0480 | 1 | BEARING-SLEEVE | | | | | | |
| | 4 | 1 | 219-9483 | 1 | EDGE | | | | | | |



GRAPHIC #1

<END>

g01001940

WORK TOOLS

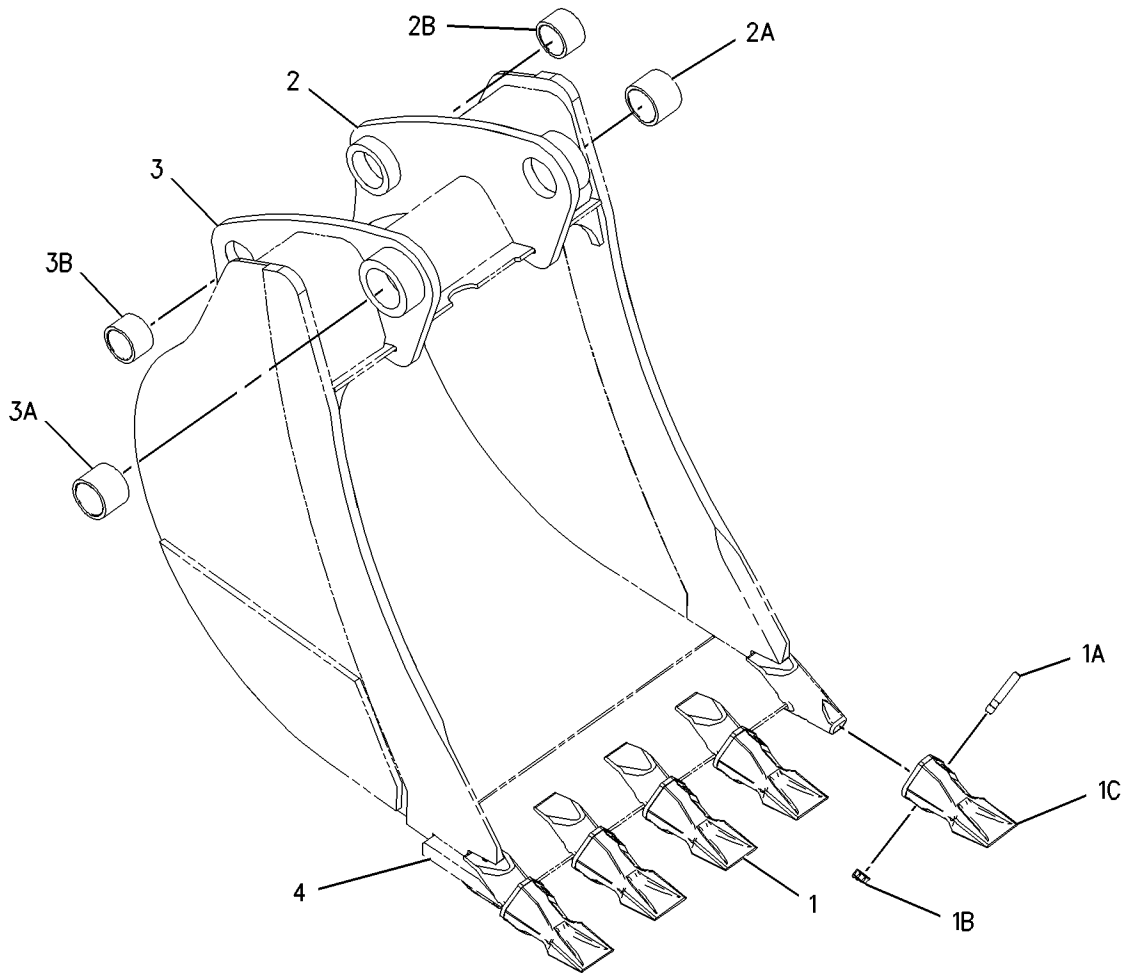
219-3396 BUCKET GP-HOE-ROCK (CHG -00)

S/N: HLS1-UP
610-MM (24-IN)
AN ATTACHMENT

SMCS-6503

i02238736

| NOTE | REF NO | GRAPHIC REF | PART NUMBER | QTY | PART NAME | | | | | | SEE PAGE |
|------|--------|-------------|-------------|-----|--------------------|---|---|---|---|-------------------|----------|
| | | | | | 1 | 2 | 3 | 4 | 5 | 6 (PRODUCT LEVEL) | |
| 1 | 1 | 1 | 208-5245 | 5 | TIP GP-PENETRATION | | | | | | |
| | | | | | (EACH INCLUDES) | | | | | | |
| 1A | 1 | 1 | 201-1238 | 1 | PIN | | | | | | |
| 1B | 1 | 1 | 201-1239 | 1 | RETAINER AS | | | | | | |
| 1C | 1 | 1 | 208-5235 | 1 | TIP-PENETRATION | | | | | | |
| 2 | 1 | 1 | 151-7902 | 1 | BRACKET AS (LH) | | | | | | |
| 2A | 1 | 1 | 9R-0162 | 1 | BEARING-SLEEVE | | | | | | |
| 2B | 1 | 1 | 168-0480 | 1 | BEARING-SLEEVE | | | | | | |
| 3 | 1 | 1 | 151-7903 | 1 | BRACKET AS (RH) | | | | | | |
| 3A | 1 | 1 | 9R-0162 | 1 | BEARING-SLEEVE | | | | | | |
| 3B | 1 | 1 | 168-0480 | 1 | BEARING-SLEEVE | | | | | | |
| 4 | 1 | 1 | 219-9484 | 1 | EDGE | | | | | | |



GRAPHIC #1

<END>

g01002082

WORK TOOLS

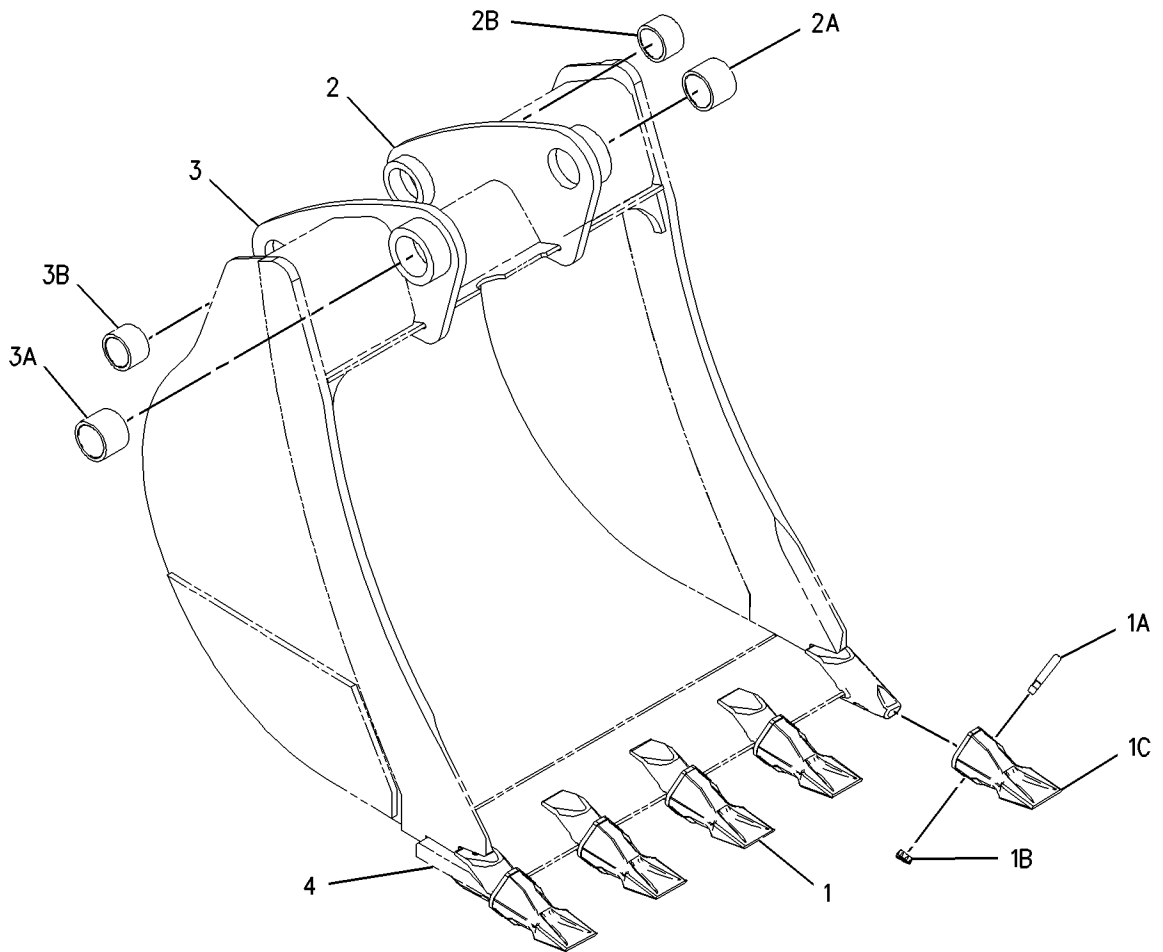
219-3397 BUCKET GP-HOE-ROCK (CHG -00)

S/N: HLS1-UP
762-MM (30-IN)
AN ATTACHMENT

SMCS-6503

i02238720

| NOTE | REF NO | GRAPHIC REF | PART NUMBER | QTY | PART NAME | | | | | | SEE PAGE |
|------|--------|-------------|-------------|-----|--------------------|---|---|---|---|-------------------|----------|
| | | | | | 1 | 2 | 3 | 4 | 5 | 6 (PRODUCT LEVEL) | |
| | 1 | 1 | 208-5245 | 5 | TIP GP-PENETRATION | | | | | | |
| | | | | | (EACH INCLUDES) | | | | | | |
| | 1A | 1 | 201-1238 | 1 | PIN | | | | | | |
| | 1B | 1 | 201-1239 | 1 | RETAINER AS | | | | | | |
| | 1C | 1 | 208-5235 | 1 | TIP-PENETRATION | | | | | | |
| | 2 | 1 | 151-7902 | 1 | BRACKET AS (LH) | | | | | | |
| | 2A | 1 | 9R-0162 | 1 | BEARING-SLEEVE | | | | | | |
| | 2B | 1 | 168-0480 | 1 | BEARING-SLEEVE | | | | | | |
| | 3 | 1 | 151-7903 | 1 | BRACKET AS (RH) | | | | | | |
| | 3A | 1 | 9R-0162 | 1 | BEARING-SLEEVE | | | | | | |
| | 3B | 1 | 168-0480 | 1 | BEARING-SLEEVE | | | | | | |
| | 4 | 1 | 219-9485 | 1 | EDGE | | | | | | |



GRAPHIC #1

<END>

g01002078

WORK TOOLS

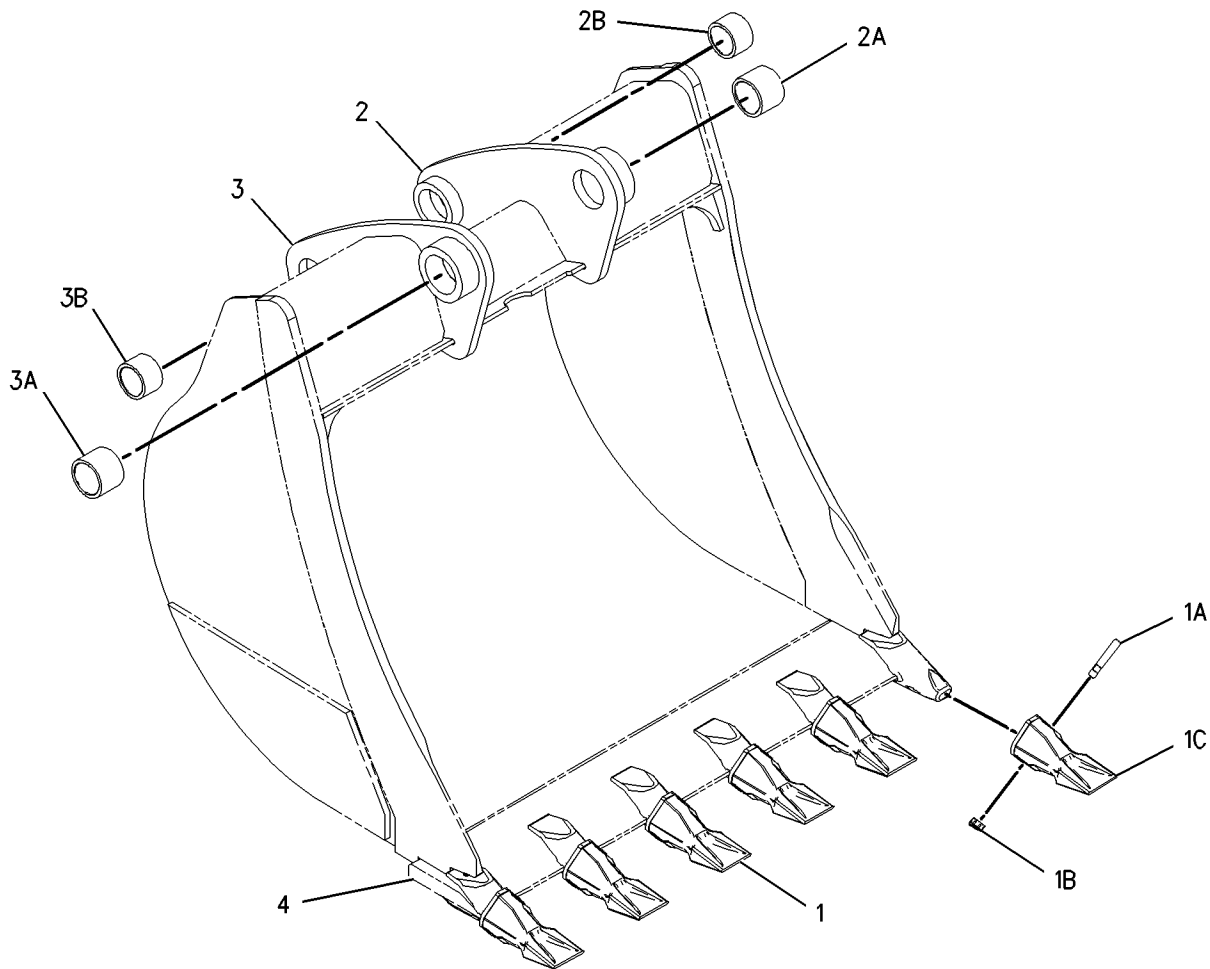
219-3398 BUCKET GP-HOE-ROCK (CHG -00)

S/N: HLS1-UP
914-MM (36-IN)
AN ATTACHMENT

SMCS-6503

i02238723

| NOTE | REF NO | GRAPHIC REF | PART NUMBER | QTY | PART NAME | | | | | | SEE PAGE |
|------|--------|-------------|-------------|-----|--------------------|---|---|---|---|-------------------|----------|
| | | | | | 1 | 2 | 3 | 4 | 5 | 6 (PRODUCT LEVEL) | |
| 1 | 1 | 1 | 208-5245 | 6 | TIP GP-PENETRATION | | | | | | |
| | | | | | (EACH INCLUDES) | | | | | | |
| | 1A | 1 | 201-1238 | 1 | PIN | | | | | | |
| | 1B | 1 | 201-1239 | 1 | RETAINER AS | | | | | | |
| | 1C | 1 | 208-5235 | 1 | TIP-PENETRATION | | | | | | |
| | 2 | 1 | 151-7902 | 1 | BRACKET AS (LH) | | | | | | |
| | 2A | 1 | 9R-7902 | 1 | COVER AS | | | | | | |
| | 2B | 1 | 168-0480 | 1 | BEARING-SLEEVE | | | | | | |
| | 3 | 1 | 151-7903 | 1 | BRACKET AS (RH) | | | | | | |
| | 3A | 1 | 9R-0162 | 1 | BEARING-SLEEVE | | | | | | |
| | 3B | 1 | 168-0480 | 1 | BEARING-SLEEVE | | | | | | |
| | 4 | 1 | 219-9486 | 1 | EDGE | | | | | | |



GRAPHIC #1

<END>

g01002088

WORK TOOLS

219-3399 BUCKET GP-HOE-CORAL (CHG -00)

S/N: HLS1-UP

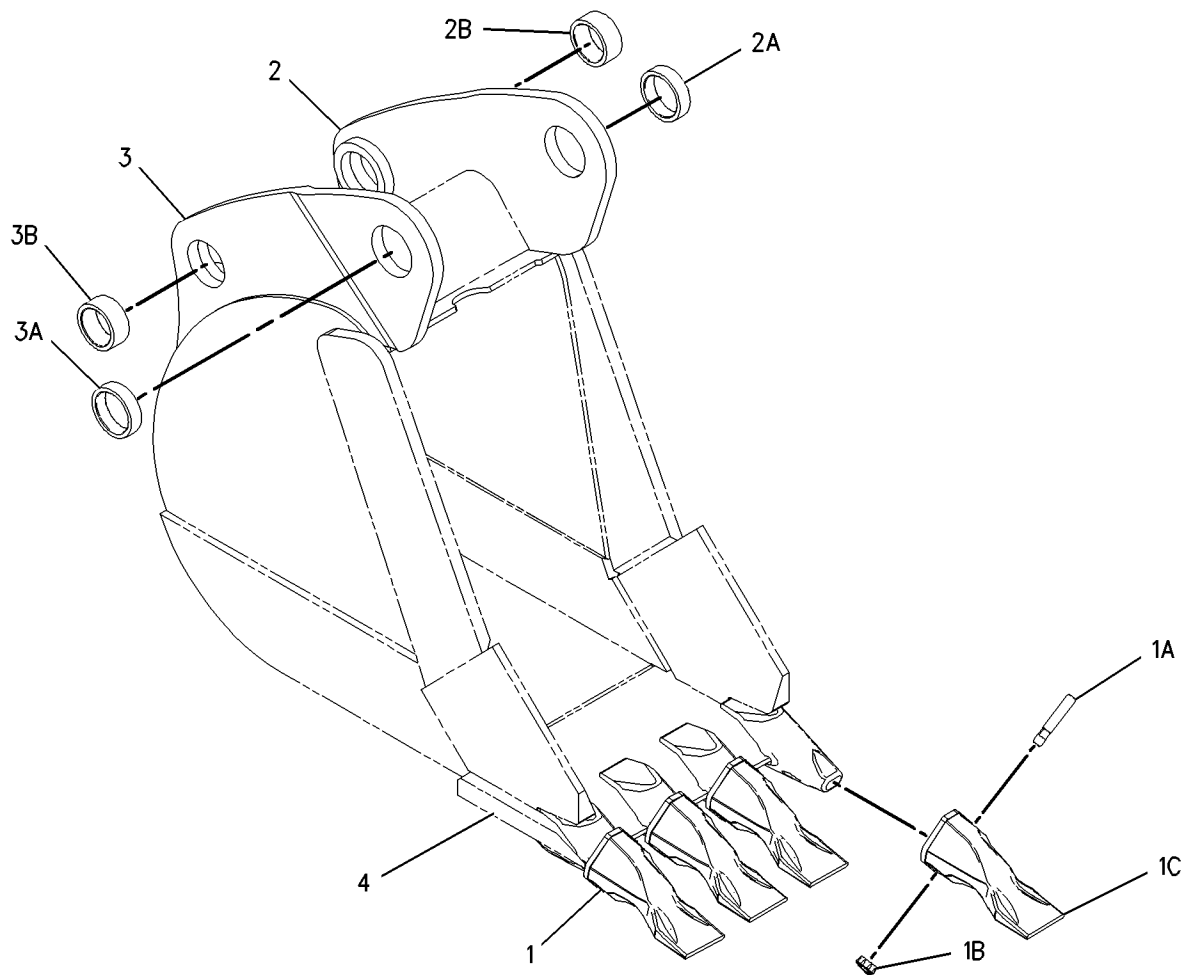
305-MM (12-IN)

PART OF 219-3413 BUCKET GP-HOE
AN ATTACHMENT

SMCS-6503

i02238724

| NOTE | REF NO | GRAPHIC REF | PART NUMBER | QTY | PART NAME | | | | | | SEE PAGE |
|------|--------|-------------|-------------|-----|-----------------|---|---|---|---|-------------------|----------|
| | | | | | 1 | 2 | 3 | 4 | 5 | 6 (PRODUCT LEVEL) | |
| | 1 | 1 | 208-5242 | 4 | TIP GP-CHISEL | | | | | | |
| | | | | | (EACH INCLUDES) | | | | | | |
| | 1A | 1 | 201-1238 | 1 | PIN | | | | | | |
| | 1B | 1 | 201-1239 | 1 | RETAINER AS | | | | | | |
| | 1C | 1 | 208-5232 | 1 | TIP-CHISEL | | | | | | |
| | 2 | 1 | 202-4162 | 1 | BRACKET AS (LH) | | | | | | |
| | 2A | 1 | 9R-0320 | 1 | BEARING-SLEEVE | | | | | | |
| | 2B | 1 | 154-5257 | 1 | BEARING-SLEEVE | | | | | | |
| | 3 | 1 | 202-4163 | 1 | BRACKET AS (RH) | | | | | | |
| | 3A | 1 | 9R-0320 | 1 | BEARING-SLEEVE | | | | | | |
| | 3B | 1 | 154-5257 | 1 | BEARING-SLEEVE | | | | | | |
| | 4 | 1 | 219-9496 | 1 | EDGE | | | | | | |



GRAPHIC #1

<END>

g01002114

WORK TOOLS

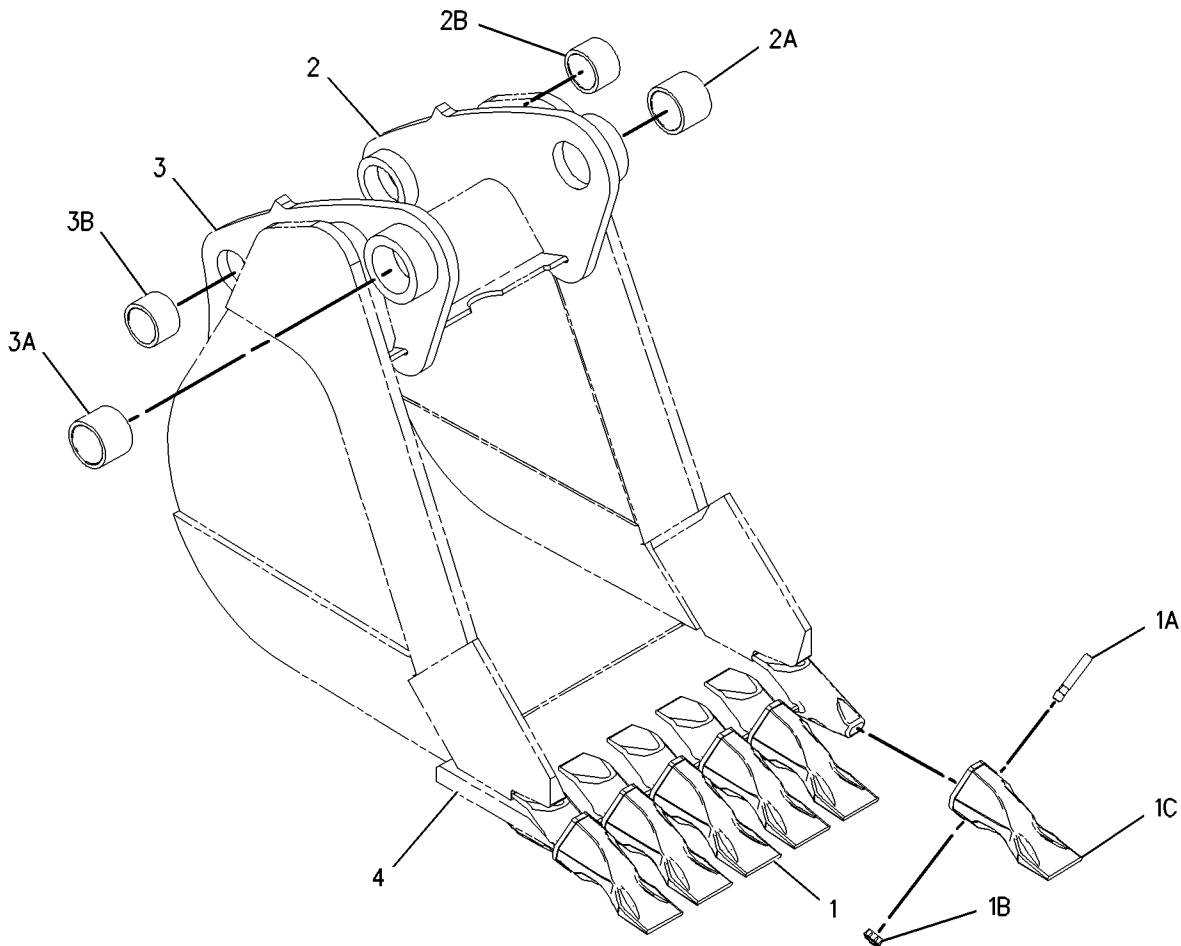
219-3400 BUCKET GP-HOE-CORAL (CHG -00)

S/N: HLS1-UP
458-MM (18-IN)
AN ATTACHMENT

SMCS - 6503

i02238725

| NOTE | REF NO | GRAPHIC REF | PART NUMBER | QTY | PART NAME | | | | | | SEE PAGE |
|------|--------|-------------|-------------|-----|-----------------|---|---|---|---|-------------------|----------|
| | | | | | 1 | 2 | 3 | 4 | 5 | 6 (PRODUCT LEVEL) | |
| | 1 | 1 | 208-5242 | 6 | TIP GP-CHISEL | | | | | | |
| | | | | | (EACH INCLUDES) | | | | | | |
| | 1A | 1 | 201-1238 | 1 | PIN | | | | | | |
| | 1B | 1 | 201-1239 | 1 | RETAINER AS | | | | | | |
| | 1C | 1 | 208-5232 | 1 | TIP-CHISEL | | | | | | |
| | 2 | 1 | 202-0596 | 1 | BRACKET AS (LH) | | | | | | |
| | 2A | 1 | 9R-0162 | 1 | BEARING-SLEEVE | | | | | | |
| | 2B | 1 | 168-0480 | 1 | BEARING-SLEEVE | | | | | | |
| | 3 | 1 | 202-0597 | 1 | BRACKET AS (RH) | | | | | | |
| | 3A | 1 | 9R-0162 | 1 | BEARING-SLEEVE | | | | | | |
| | 3B | 1 | 168-0480 | 1 | BEARING-SLEEVE | | | | | | |
| | 4 | 1 | 219-9491 | 1 | EDGE | | | | | | |



GRAPHIC #1

<END>

g01002128

WORK TOOLS

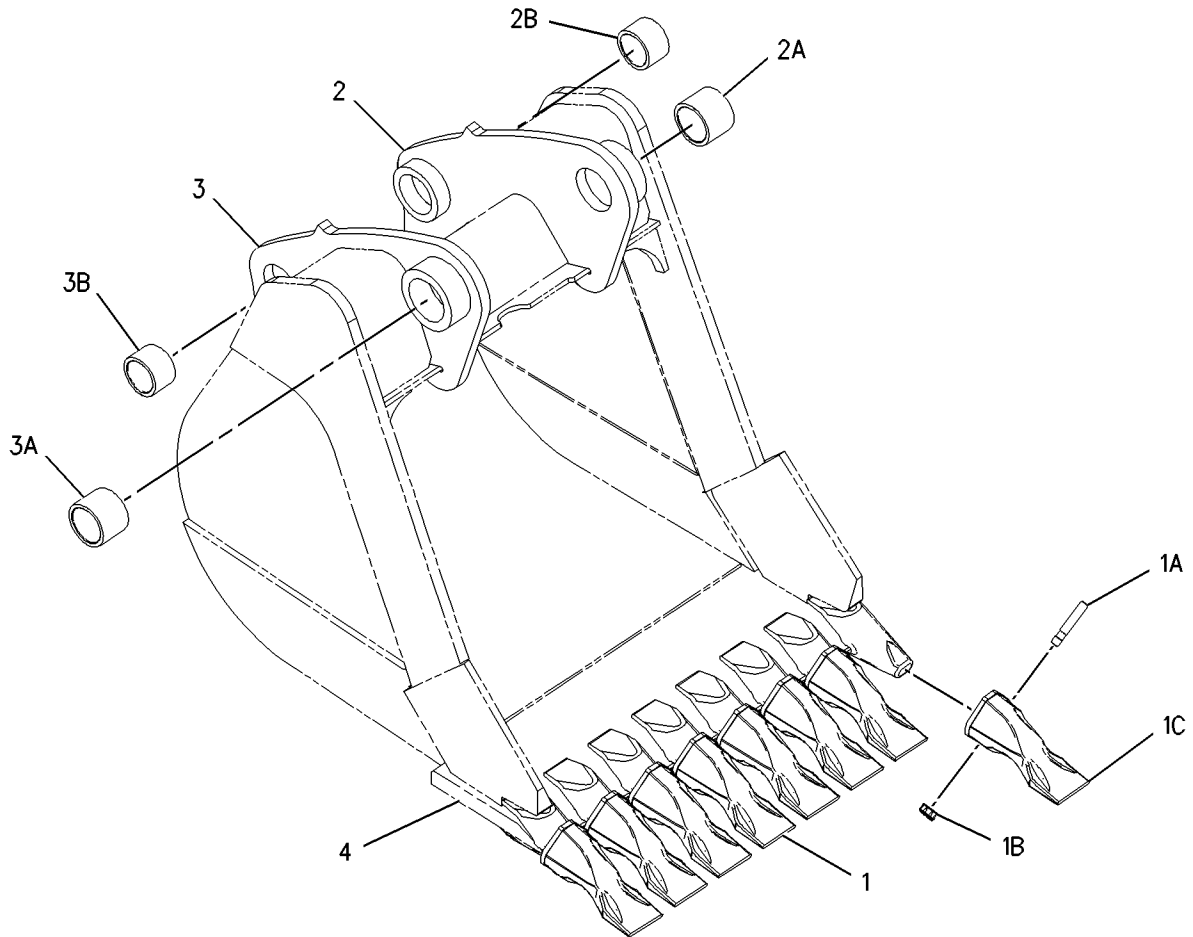
219-3401 BUCKET GP-HOE-CORAL (CHG -00)

S/N: HLS1-UP
610-MM (24-IN)
AN ATTACHMENT

SMCS-6503

i02238726

| NOTE | REF NO | GRAPHIC REF | PART NUMBER | QTY | PART NAME | | | | | | SEE PAGE |
|------|--------|-------------|-------------|-----|-----------------|---|---|---|---|-------------------|----------|
| | | | | | 1 | 2 | 3 | 4 | 5 | 6 (PRODUCT LEVEL) | |
| | 1 | 1 | 208-5242 | 8 | TIP GP-CHISEL | | | | | | |
| | | | | | (EACH INCLUDES) | | | | | | |
| | 1A | 1 | 201-1238 | 1 | PIN | | | | | | |
| | 1B | 1 | 201-1239 | 1 | RETAINER AS | | | | | | |
| | 1C | 1 | 208-5232 | 1 | TIP-CHISEL | | | | | | |
| | 2 | 1 | 202-0596 | 1 | BRACKET AS (LH) | | | | | | |
| | 2A | 1 | 9R-0162 | 1 | BEARING-SLEEVE | | | | | | |
| | 2B | 1 | 168-0480 | 1 | BEARING-SLEEVE | | | | | | |
| | 3 | 1 | 202-0597 | 1 | BRACKET AS (RH) | | | | | | |
| | 3A | 1 | 9R-0162 | 1 | BEARING-SLEEVE | | | | | | |
| | 3B | 1 | 168-0480 | 1 | BEARING-SLEEVE | | | | | | |
| | 4 | 1 | 219-9492 | 1 | EDGE | | | | | | |



GRAPHIC #1

<END>

g01002141

WORK TOOLS

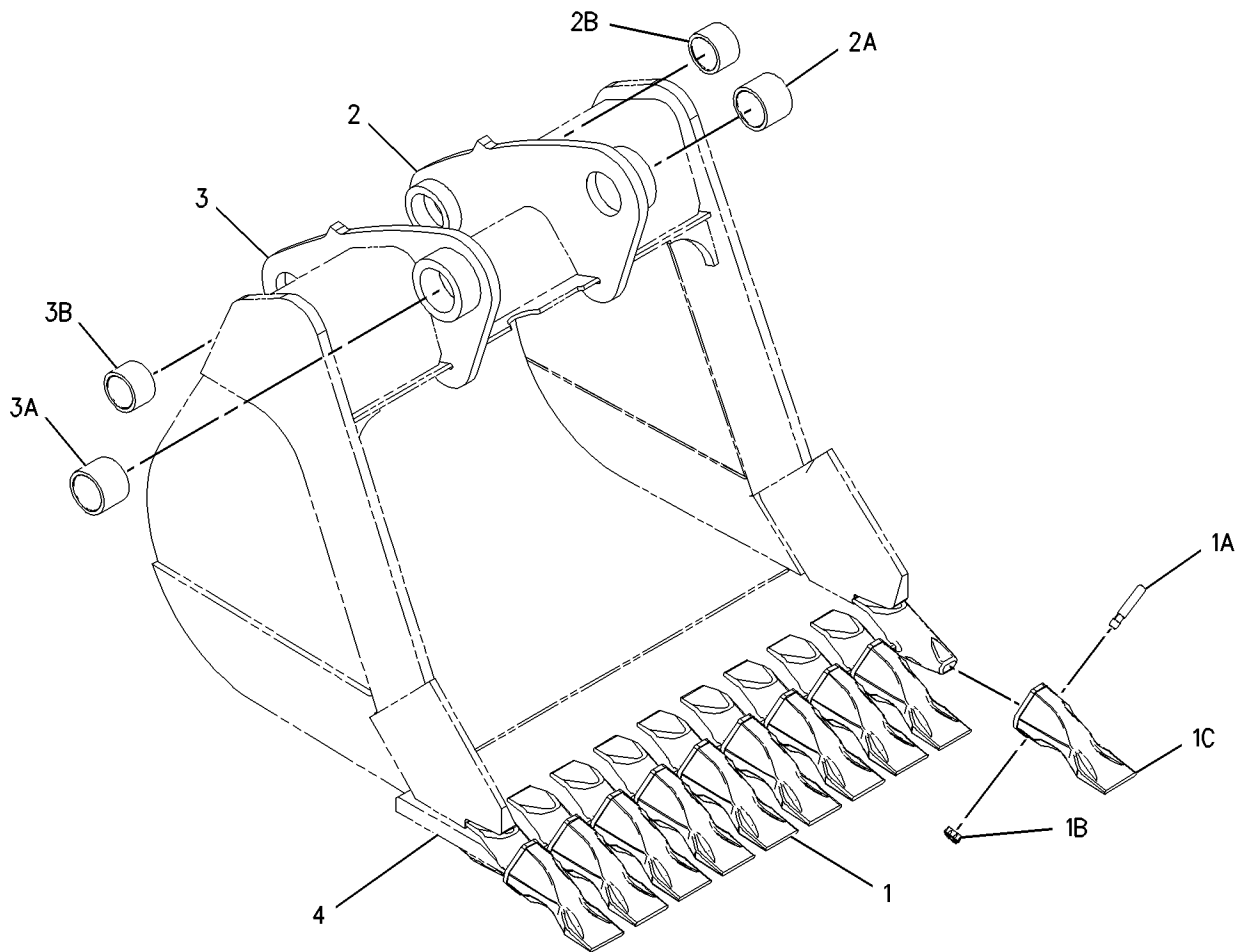
219-3402 BUCKET GP-HOE-CORAL (CHG -00)

S/N: HLS1-UP
762-MM (30-IN)
AN ATTACHMENT

SMCS-6503

i02238727

| NOTE | REF NO | GRAPHIC REF | PART NUMBER | QTY | PART NAME | | | | | | SEE PAGE |
|------|--------|-------------|-------------|-----|-----------------|---|---|---|---|-------------------|----------|
| | | | | | 1 | 2 | 3 | 4 | 5 | 6 (PRODUCT LEVEL) | |
| | 1 | 1 | 208-5242 | 10 | TIP GP-CHISEL | | | | | | |
| | | | | | (EACH INCLUDES) | | | | | | |
| | 1A | 1 | 201-1238 | 1 | PIN | | | | | | |
| | 1B | 1 | 201-1239 | 1 | RETAINER AS | | | | | | |
| | 1C | 1 | 208-5232 | 1 | TIP-CHISEL | | | | | | |
| | 2 | 1 | 202-0596 | 1 | BRACKET AS (LH) | | | | | | |
| | 2A | 1 | 9R-0162 | 1 | BEARING-SLEEVE | | | | | | |
| | 2B | 1 | 168-0480 | 1 | BEARING-SLEEVE | | | | | | |
| | 3 | 1 | 202-0597 | 1 | BRACKET AS (RH) | | | | | | |
| | 3A | 1 | 9R-0162 | 1 | BEARING-SLEEVE | | | | | | |
| | 3B | 1 | 168-0480 | 1 | BEARING-SLEEVE | | | | | | |
| | 4 | 1 | 219-9495 | 1 | EDGE | | | | | | |



GRAPHIC #1

<END>

g01002149

WORK TOOLS

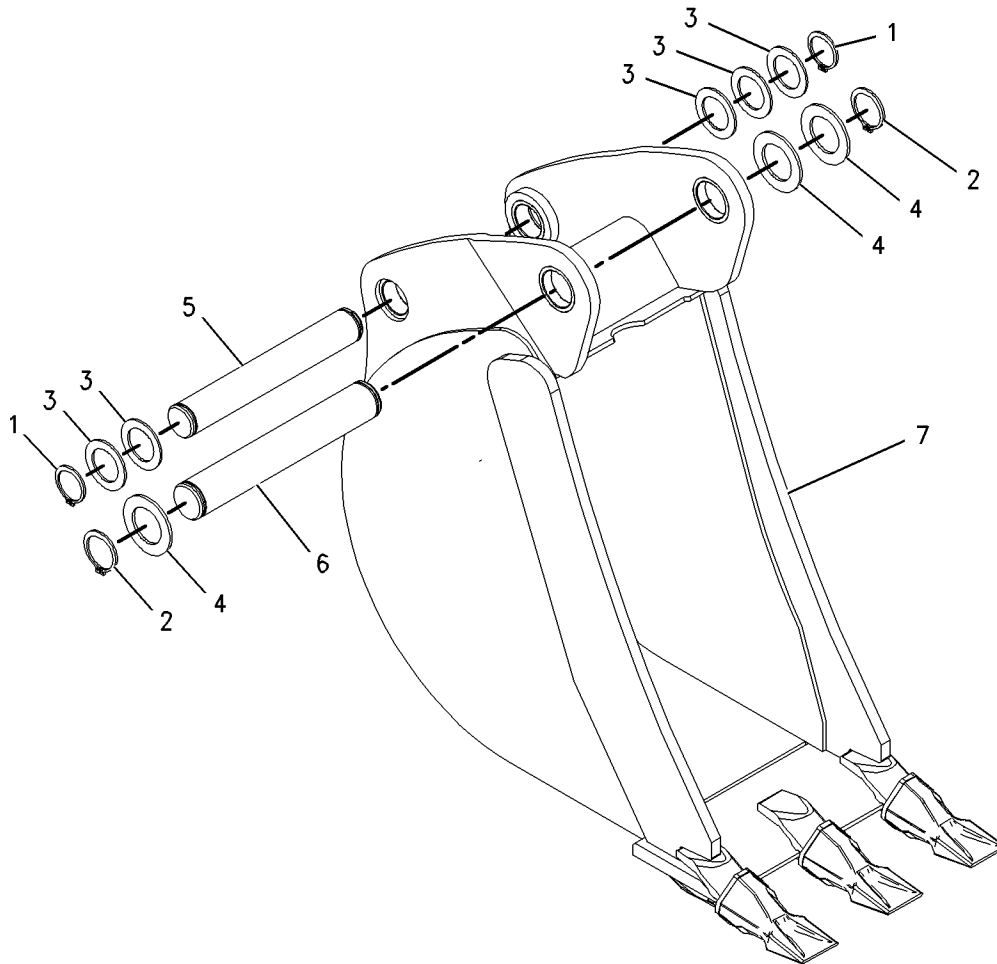
219-3410 BUCKET GP-HOE (CHG -00)

S/N: HLS1-UP
305-MM (12-IN)
AN ATTACHMENT

SMCS-6503

i01916048

| NOTE | REF NO | GRAPHIC REF | PART NUMBER | QTY | PART NAME | | | | | | SEE PAGE |
|-------------------------|--------|-------------|-------------|-----|------------------------|---|---|---|---|-------------------|----------|
| | | | | | 1 | 2 | 3 | 4 | 5 | 6 (PRODUCT LEVEL) | |
| | 1 | 1 | 6V-3213 | 2 | RING-RETAINING | | | | | | |
| | 2 | 1 | 6V-4364 | 2 | RING-RETAINING | | | | | | |
| | 3 | 1 | 9R-0158 | 5 | WASHER (46X69X3MM THK) | | | | | | |
| | 4 | 1 | 9R-1510 | 3 | WASHER (4MM THK) | | | | | | |
| | 5 | 1 | 168-0443 | 1 | PIN | | | | | | |
| | 6 | 1 | 168-0444 | 1 | PIN | | | | | | |
| Y | 7 | 1 | 219-3379 | 1 | BUCKET GP-HOE | | | | | | 451 |
| Y-SEPARATE ILLUSTRATION | | | | | | | | | | | |



GRAPHIC #1

<END>

g01001892

WORK TOOLS

219-3411 BUCKET GP-HOE-HEAVY DUTY (CHG -00)

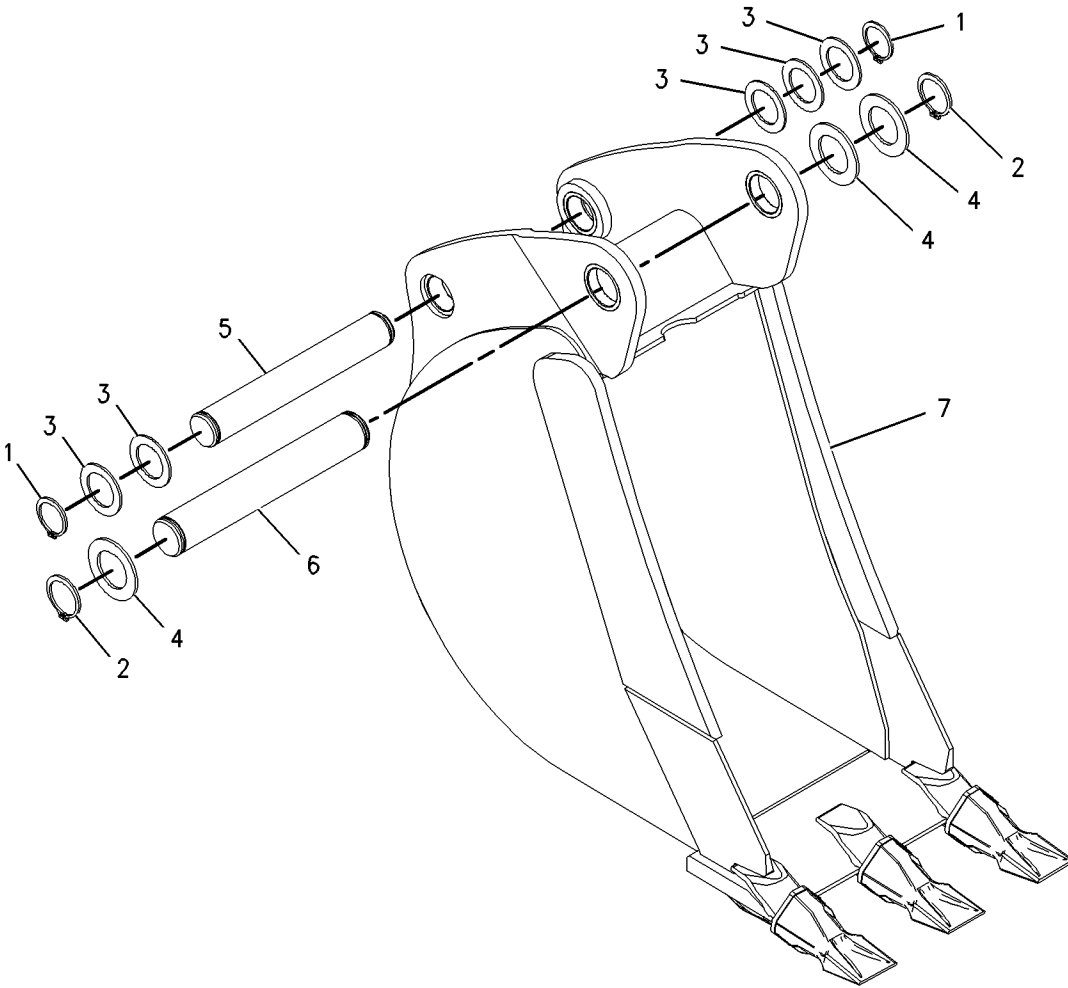
S/N: HLS1-UP
305-MM (12-IN)
AN ATTACHMENT

SMCS-6503

i01916050

| NOTE | REF NO | GRAPHIC REF | PART NUMBER | QTY | PART NAME | | | | | | SEE PAGE |
|------|--------|-------------|-------------|-----|----------------------------|---|---|---|---|-------------------|----------|
| | | | | | 1 | 2 | 3 | 4 | 5 | 6 (PRODUCT LEVEL) | |
| | 1 | 1 | 6V-3213 | 2 | RING-RETAINING | | | | | | |
| | 2 | 1 | 6V-4364 | 2 | RING-RETAINING | | | | | | |
| | 3 | 1 | 9R-0158 | 5 | WASHER (46X69X3-MM THK) | | | | | | |
| | 4 | 1 | 9R-1510 | 3 | WASHER (51X82X4-MM THK) | | | | | | |
| | 5 | 1 | 168-0443 | 1 | PIN | | | | | | |
| | 6 | 1 | 168-0444 | 1 | PIN | | | | | | |
| Y | 7 | 1 | 219-3384 | 1 | BUCKET GP-HOE (HEAVY-DUTY) | | | | | | 456 |

Y-SEPARATE ILLUSTRATION



GRAPHIC #1

<END>

g01001906

WORK TOOLS

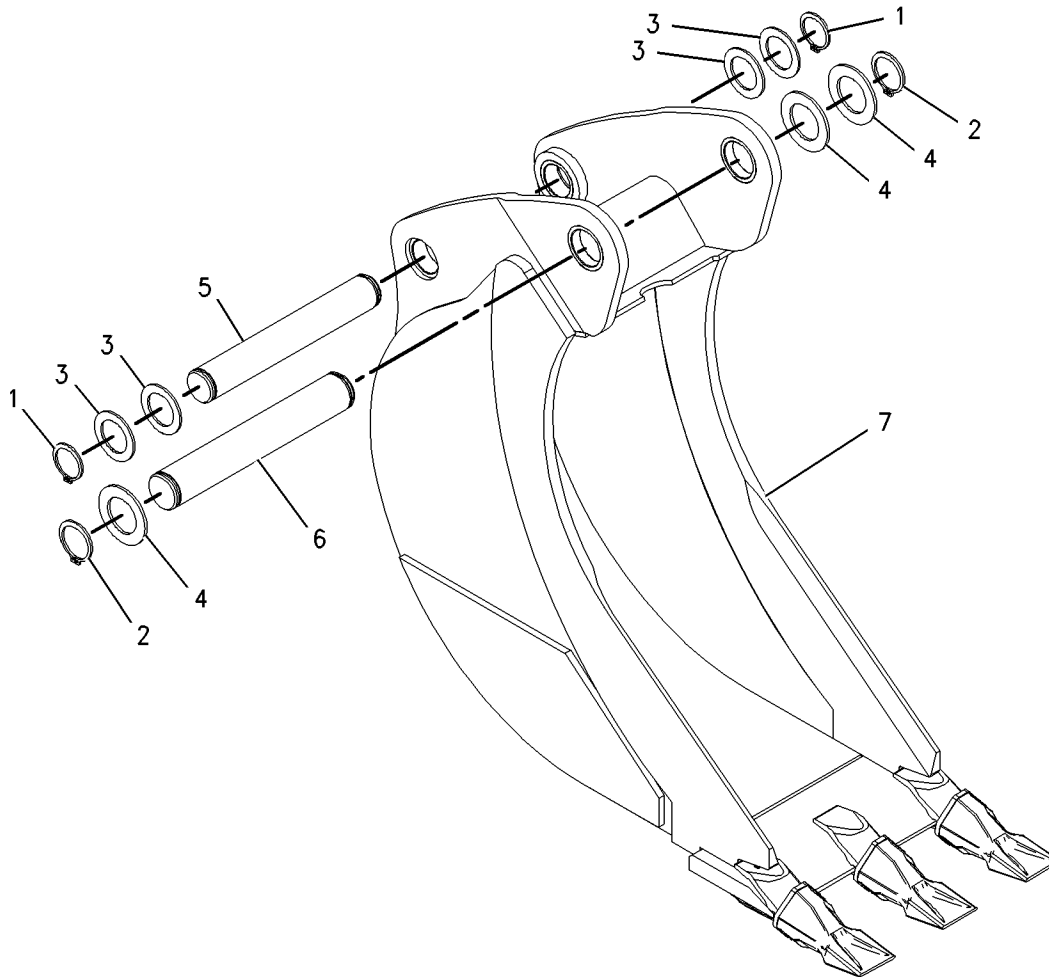
219-3412 BUCKET GP-HOE-ROCK (CHG -00)

S/N: HLS1-UP
305-MM (12-IN)
AN ATTACHMENT

SMCS-6503

i02250023

| NOTE | REF NO | GRAPHIC REF | PART NUMBER | QTY | PART NAME | | | | | | SEE PAGE |
|-------------------------|--------|-------------|-------------|-----|-------------------------|---|---|---|---|-------------------|----------|
| | | | | | 1 | 2 | 3 | 4 | 5 | 6 (PRODUCT LEVEL) | |
| | 1 | 1 | 6V-3213 | 2 | RING-RETAINING | | | | | | |
| | 2 | 1 | 6V-4364 | 2 | RING-RETAINING | | | | | | |
| | 3 | 1 | 9R-0158 | 4 | WASHER (46X69X3-MM THK) | | | | | | |
| | 4 | 1 | 9R-1510 | 3 | WASHER (51X82X4-MM THK) | | | | | | |
| | 5 | 1 | 168-0443 | 1 | PIN | | | | | | |
| | 6 | 1 | 168-0444 | 1 | PIN | | | | | | |
| Y | 7 | 1 | 219-3394 | 1 | BUCKET GP-HOE (ROCK) | | | | | | 466 |
| Y-SEPARATE ILLUSTRATION | | | | | | | | | | | |



GRAPHIC #1

<END>

g01001913

WORK TOOLS

219-3413 BUCKET GP-HOE-CORAL (CHG -00)

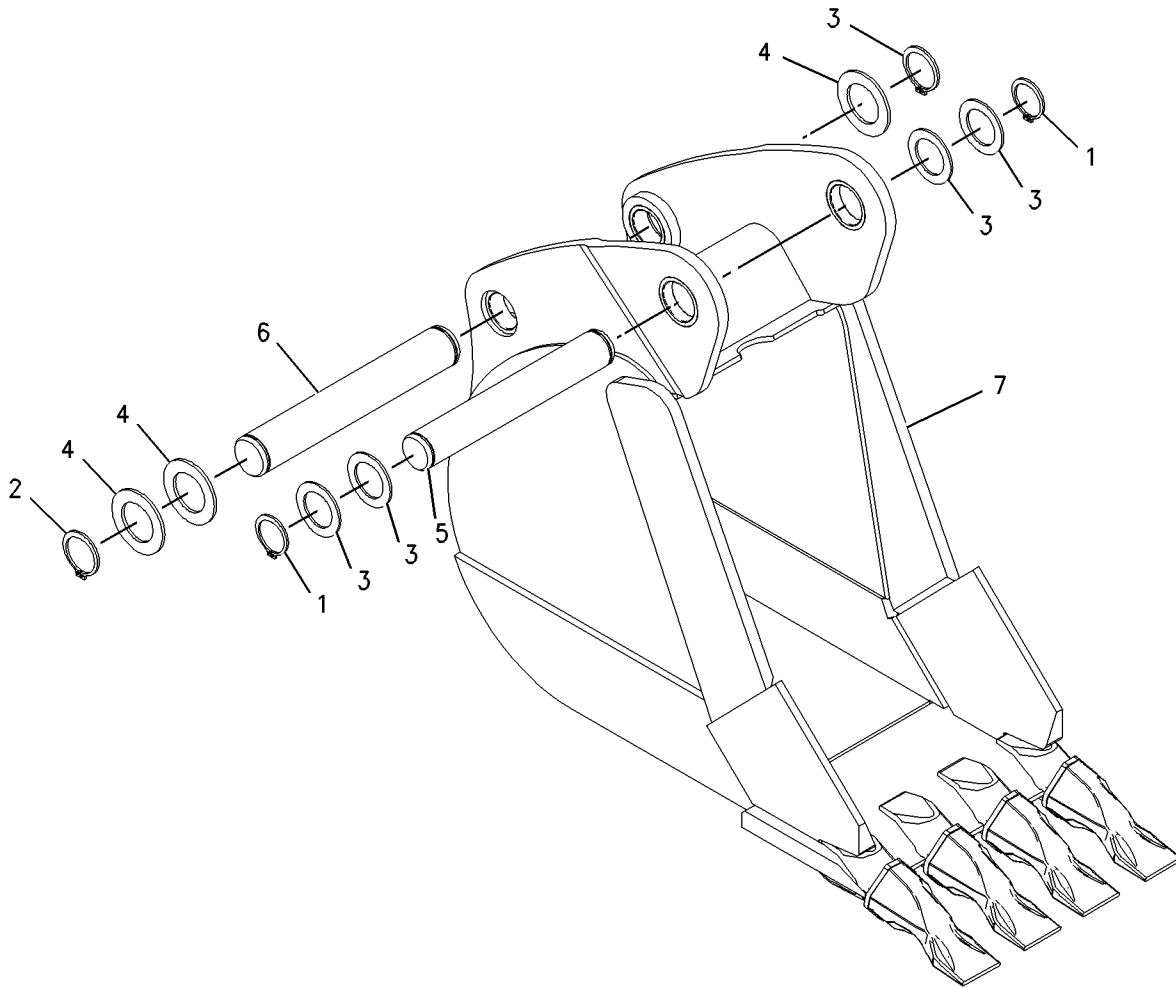
S/N: HLS1-UP
305-MM (12-IN)
AN ATTACHMENT

SMCS-6503

i02250031

| NOTE | REF NO | GRAPHIC REF | PART NUMBER | QTY | PART NAME | | | | | | SEE PAGE |
|------|--------|-------------|-------------|-----|-------------------------|---|---|---|---|-------------------|----------|
| | | | | | 1 | 2 | 3 | 4 | 5 | 6 (PRODUCT LEVEL) | |
| | 1 | 1 | 6V-3213 | 2 | RING-RETAINING | | | | | | |
| | 2 | 1 | 6V-4364 | 2 | RING-RETAINING | | | | | | |
| | 3 | 1 | 9R-0158 | 4 | WASHER (46X69X3-MM THK) | | | | | | |
| | 4 | 1 | 9R-1510 | 3 | WASHER (51X82X4-MM THK) | | | | | | |
| | 5 | 1 | 168-0443 | 1 | PIN | | | | | | |
| | 6 | 1 | 168-0444 | 1 | PIN | | | | | | |
| Y | 7 | 1 | 219-3399 | 1 | BUCKET GP-HOE (CORAL) | | | | | | 471 |

Y-SEPARATE ILLUSTRATION



GRAPHIC #1

<END>

g01001674

WORK TOOLS

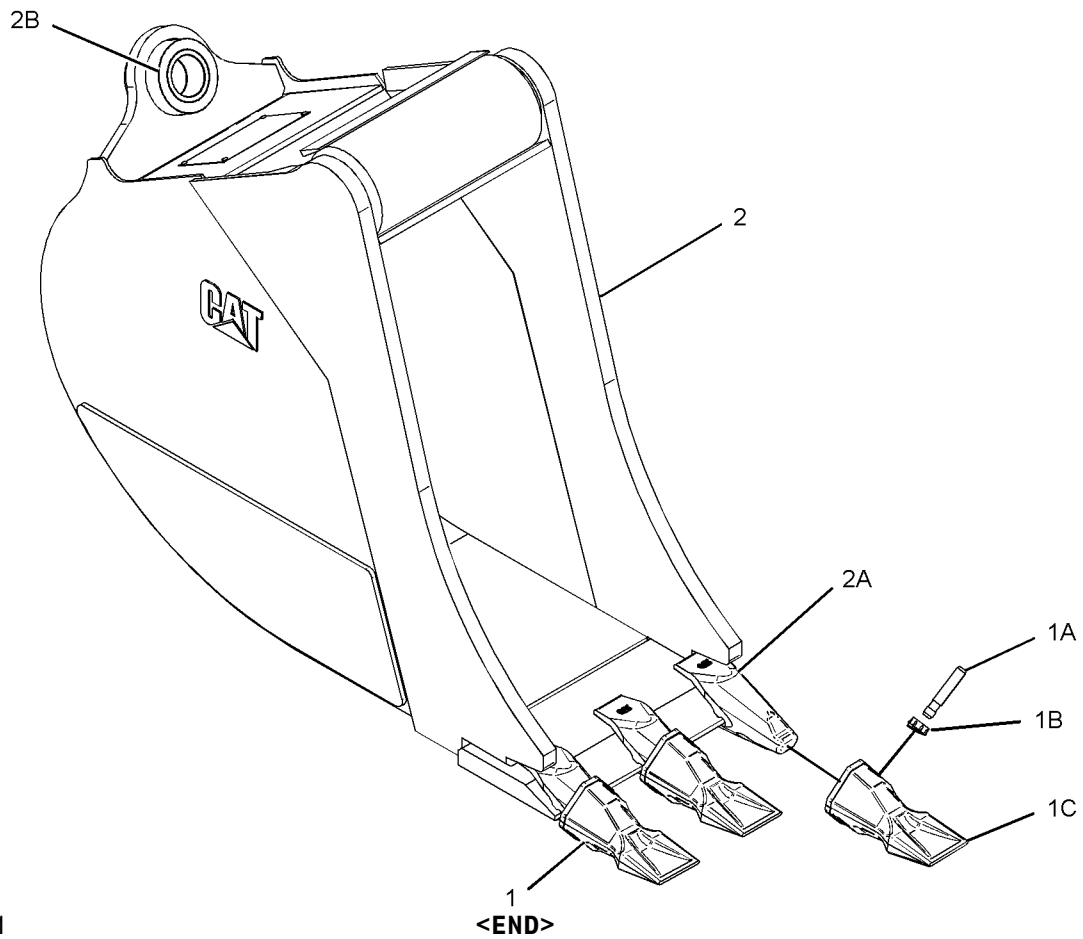
247-1947 BUCKET GP-HOE-HEAVY-DUTY, PIN-LOCK (CHG -00)

S/N: HLS1-UP
305-MM (12-IN)
AN ATTACHMENT

SMCS-6503

i02044174

| NOTE | REF NO | GRAPHIC REF | PART NUMBER | QTY | PART NAME | | | | | | SEE PAGE |
|------|--------|-------------|-------------|-----|--------------------|---|---|---|---|-------------------|----------|
| | | | | | 1 | 2 | 3 | 4 | 5 | 6 (PRODUCT LEVEL) | |
| | 1 | 1 | 208-5245 | 3 | TIP GP-PENETRATION | | | | | | |
| | | | | | (EACH INCLUDES) | | | | | | |
| | 1A | 1 | 201-1238 | 1 | PIN | | | | | | |
| | 1B | 1 | 201-1239 | 1 | RETAINER AS | | | | | | |
| | 1C | 1 | 208-5235 | 1 | TIP-PENETRATION | | | | | | |
| | 2 | 1 | 232-2752 | 1 | BUCKET AS | | | | | | |
| | 2A | 1 | 201-1234 | 3 | ADAPTER | | | | | | |
| | 2B | 1 | 9R-0431 | 2 | BEARING-SLEEVE | | | | | | |



GRAPHIC #1

g01071544

WORK TOOLS

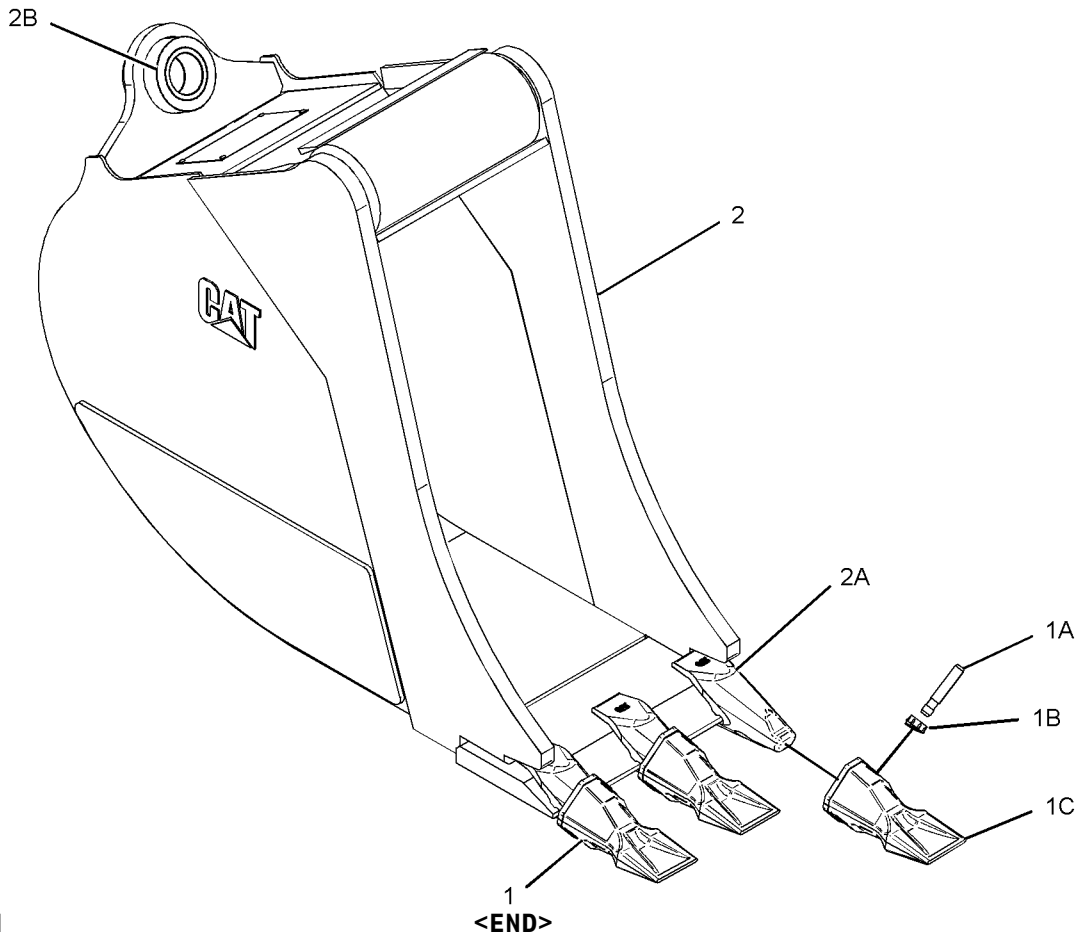
247-1948 BUCKET GP-HOE-HEAVY-DUTY, PIN-LOCK (CHG -00)

S/N: HLS1-UP
406-MM (16-IN)
AN ATTACHMENT

SMCS-6503

i02044171

| NOTE | REF NO | GRAPHIC REF | PART NUMBER | QTY | PART NAME | | | | | | SEE PAGE |
|------|--------|-------------|-------------|-----|--------------------|---|---|---|---|-------------------|----------|
| | | | | | 1 | 2 | 3 | 4 | 5 | 6 (PRODUCT LEVEL) | |
| | 1 | 1 | 208-5245 | 3 | TIP GP-PENETRATION | | | | | | |
| | | | | | (EACH INCLUDES) | | | | | | |
| | 1A | 1 | 201-1238 | 1 | PIN | | | | | | |
| | 1B | 1 | 201-1239 | 1 | RETAINER AS | | | | | | |
| | 1C | 1 | 208-5235 | 1 | TIP-PENETRATION | | | | | | |
| | 2 | 1 | 232-2753 | 1 | BUCKET AS | | | | | | |
| | 2A | 1 | 201-1234 | 3 | ADAPTER | | | | | | |
| | 2B | 1 | 9R-0431 | 2 | BEARING-SLEEVE | | | | | | |



GRAPHIC #1

<END>

g01071544

WORK TOOLS

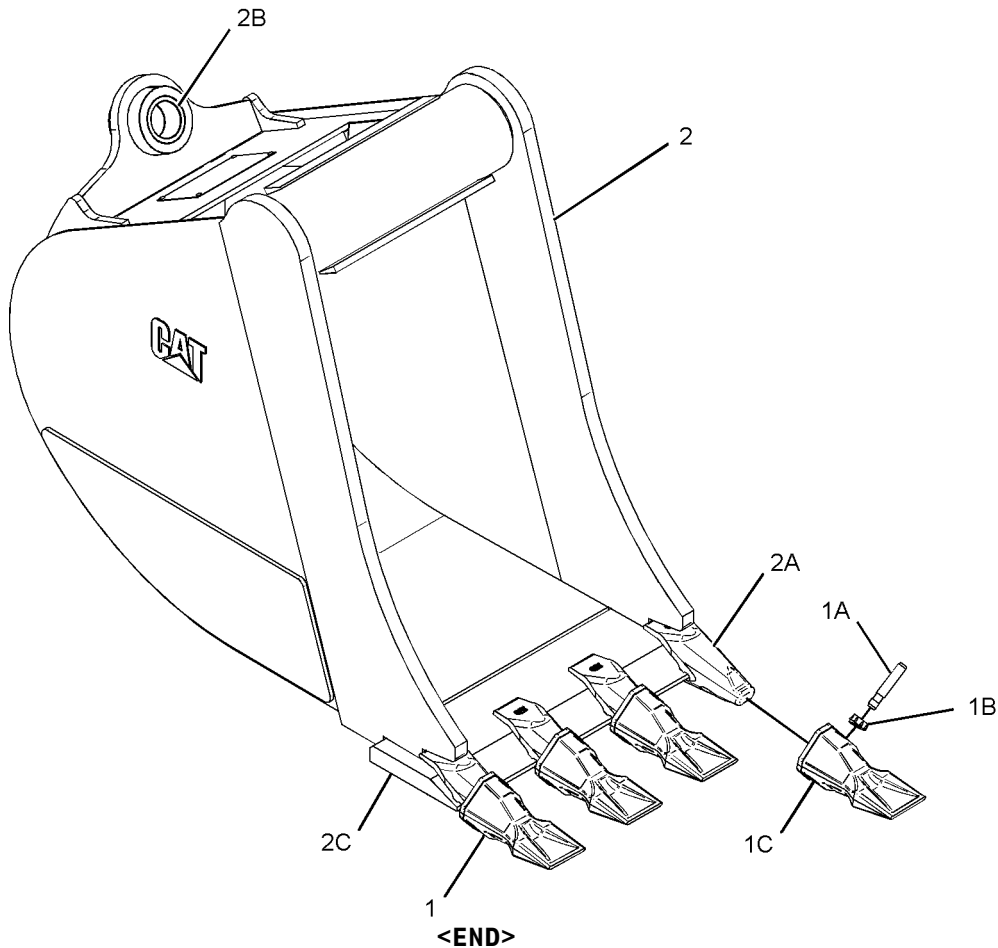
247-1949 BUCKET GP-HOE-HEAVY-DUTY, PIN-LOCK (CHG -00)

S/N: HLS1-UP
458-MM (18-IN)
AN ATTACHMENT

SMCS-6503

i02044168

| NOTE | REF NO | GRAPHIC REF | PART NUMBER | QTY | PART NAME | | | | | | SEE PAGE |
|------|--------|-------------|-------------|-----|--------------------|---|---|---|---|-------------------|----------|
| | | | | | 1 | 2 | 3 | 4 | 5 | 6 (PRODUCT LEVEL) | |
| | 1 | 1 | 208-5245 | 4 | TIP GP-PENETRATION | | | | | | |
| | | | | | (EACH INCLUDES) | | | | | | |
| | 1A | 1 | 201-1238 | 1 | PIN | | | | | | |
| | 1B | 1 | 201-1239 | 1 | RETAINER AS | | | | | | |
| | 1C | 1 | 208-5235 | 1 | TIP-PENETRATION | | | | | | |
| | 2 | 1 | 232-2754 | 1 | BUCKET AS | | | | | | |
| | 2A | 1 | 201-1234 | 4 | ADAPTER | | | | | | |
| | 2B | 1 | 9R-0431 | 2 | BEARING-SLEEVE | | | | | | |
| | 2C | 1 | 219-9483 | 1 | EDGE | | | | | | |



GRAPHIC #1

<END>

g01071567

WORK TOOLS

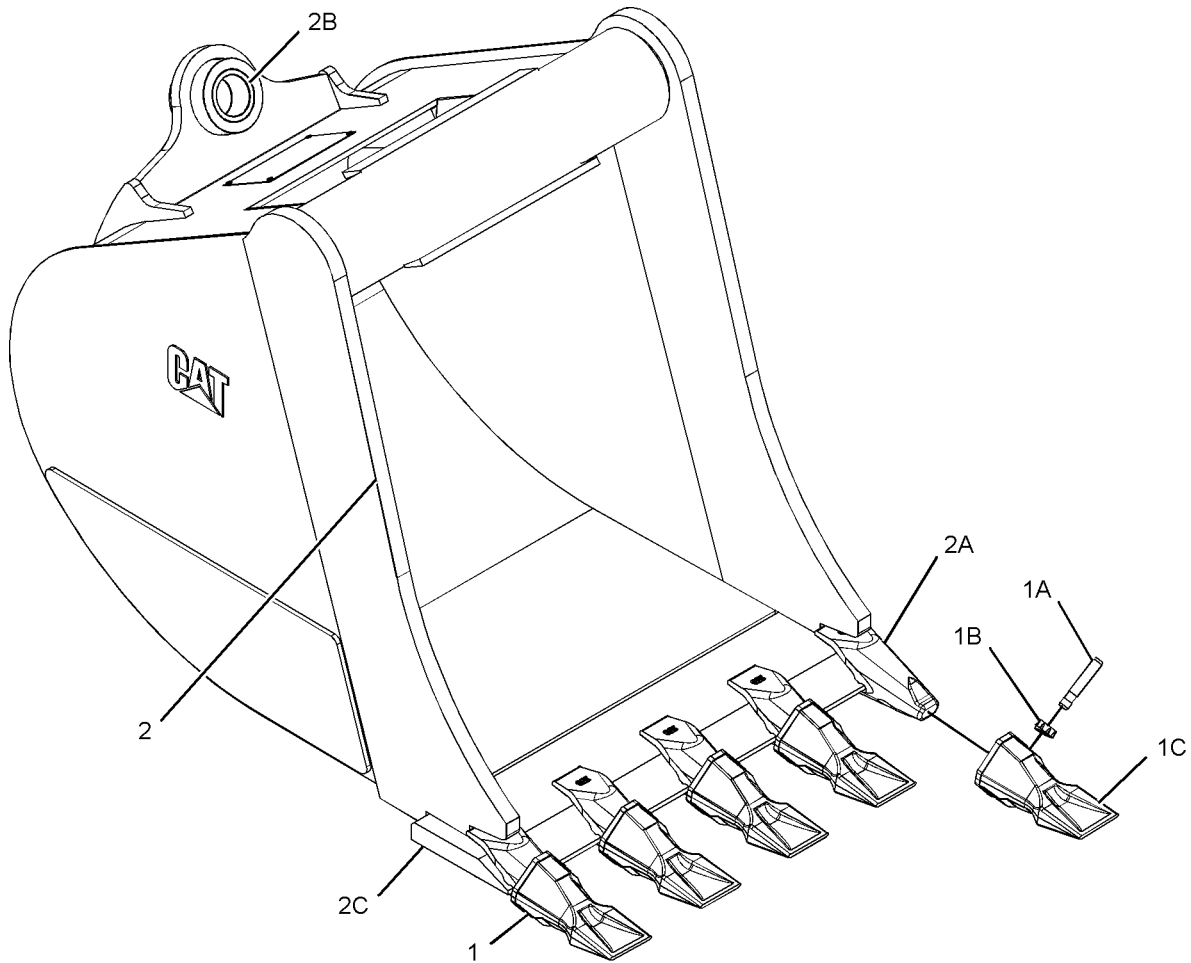
247-1950 BUCKET GP-HOE-HEAVY-DUTY, PIN-LOCK (CHG -00)

S/N: HLS1-UP
610-MM (24-IN)
AN ATTACHMENT

SMCS-6503

i02044165

| NOTE | REF NO | GRAPHIC REF | PART NUMBER | QTY | PART NAME | | | | | | SEE PAGE |
|------|--------|-------------|-------------|-----|--------------------|---|---|---|---|-------------------|----------|
| | | | | | 1 | 2 | 3 | 4 | 5 | 6 (PRODUCT LEVEL) | |
| 1 | 1 | 1 | 208-5245 | 5 | TIP GP-PENETRATION | | | | | | |
| | | | | | (EACH INCLUDES) | | | | | | |
| | 1A | 1 | 201-1238 | 1 | PIN | | | | | | |
| | 1B | 1 | 201-1239 | 1 | RETAINER AS | | | | | | |
| | 1C | 1 | 208-5235 | 1 | TIP-PENETRATION | | | | | | |
| | 2 | 1 | 232-2755 | 1 | BUCKET AS | | | | | | |
| | 2A | 1 | 201-1234 | 5 | ADAPTER | | | | | | |
| | 2B | 1 | 9R-0431 | 2 | BEARING-SLEEVE | | | | | | |
| | 2C | 1 | 219-9484 | 1 | EDGE | | | | | | |



GRAPHIC #1

<END>

g01071585

WORK TOOLS

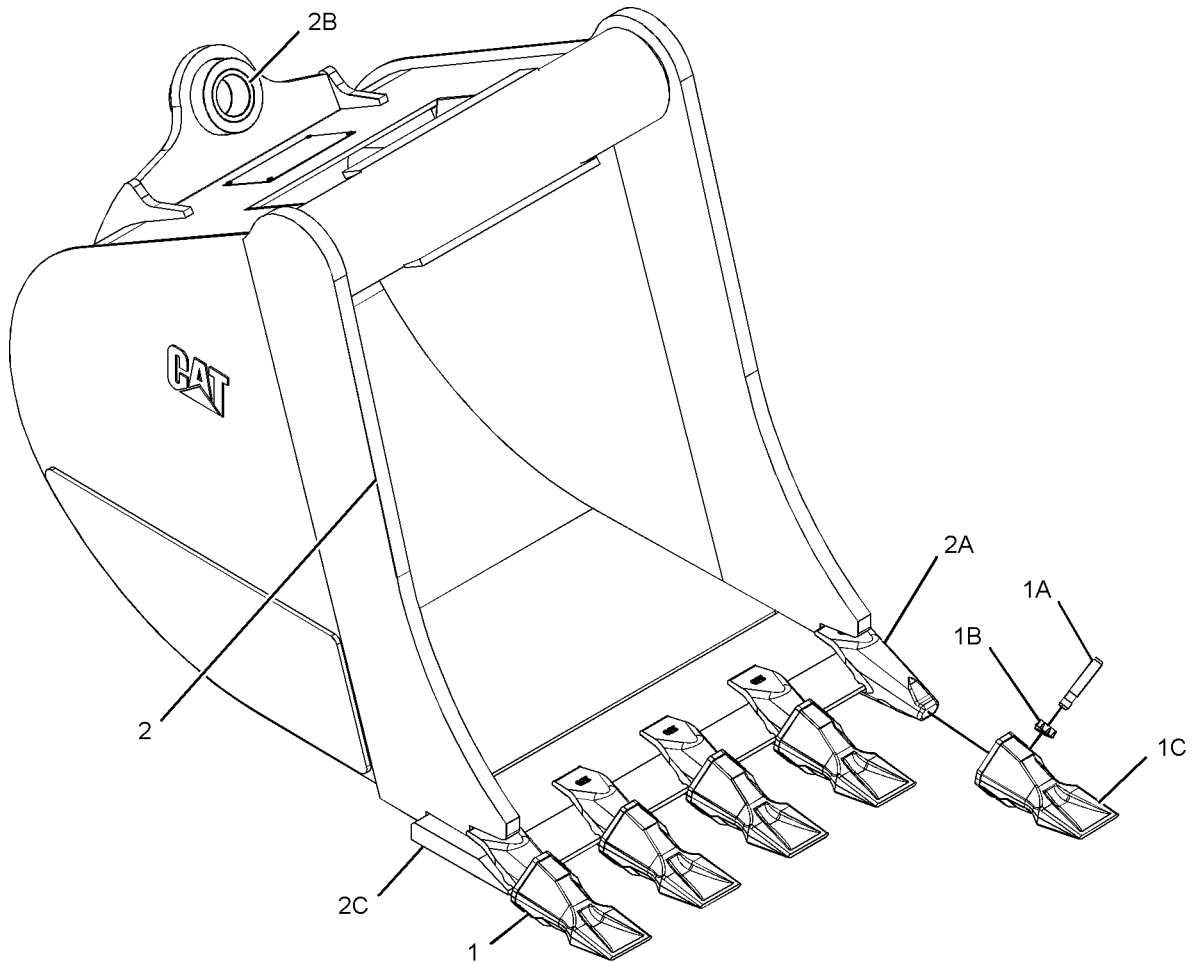
247-1951 BUCKET GP-HOE-HEAVY-DUTY, PIN-LOCK (CHG -00)

S/N: HLS1-UP
762-MM (30-IN)
AN ATTACHMENT

SMCS-6503

i02044162

| NOTE | REF NO | GRAPHIC REF | PART NUMBER | QTY | PART NAME | | | | | | SEE PAGE |
|------|--------|-------------|-------------|-----|--------------------|---|---|---|---|-------------------|----------|
| | | | | | 1 | 2 | 3 | 4 | 5 | 6 (PRODUCT LEVEL) | |
| | 1 | 1 | 208-5245 | 5 | TIP GP-PENETRATION | | | | | | |
| | | | | | (EACH INCLUDES) | | | | | | |
| | 1A | 1 | 201-1238 | 1 | PIN | | | | | | |
| | 1B | 1 | 201-1239 | 1 | RETAINER AS | | | | | | |
| | 1C | 1 | 208-5235 | 1 | TIP-PENETRATION | | | | | | |
| | 2 | 1 | 232-2756 | 1 | BUCKET AS | | | | | | |
| | 2A | 1 | 201-1234 | 5 | ADAPTER | | | | | | |
| | 2B | 1 | 9R-0431 | 2 | BEARING-SLEEVE | | | | | | |
| | 2C | 1 | 219-9485 | 1 | EDGE | | | | | | |



GRAPHIC #1

<END>

g01071585

WORK TOOLS

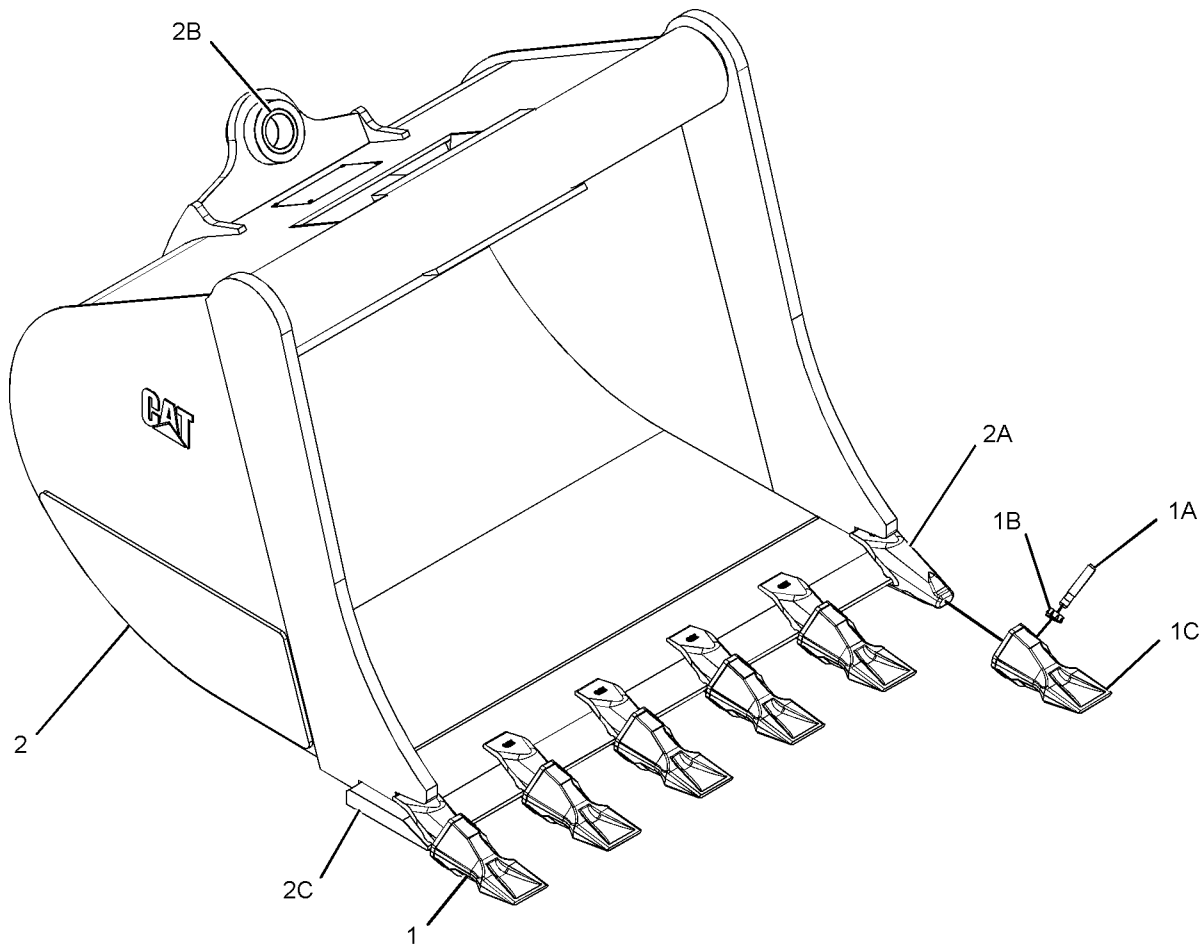
247-1952 BUCKET GP-HOE-HEAVY-DUTY, PIN-LOCK (CHG -00)

S/N: HLS1-UP
914-MM (36-IN)
AN ATTACHMENT

SMCS-6503

i02044160

| NOTE | REF NO | GRAPHIC REF | PART NUMBER | QTY | PART NAME | | | | | | SEE PAGE |
|------|--------|-------------|-------------|-----|--------------------|---|---|---|---|-------------------|----------|
| | | | | | 1 | 2 | 3 | 4 | 5 | 6 (PRODUCT LEVEL) | |
| | 1 | 1 | 208-5245 | 6 | TIP GP-PENETRATION | | | | | | |
| | | | | | (EACH INCLUDES) | | | | | | |
| | 1A | 1 | 201-1238 | 1 | PIN | | | | | | |
| | 1B | 1 | 201-1239 | 1 | RETAINER AS | | | | | | |
| | 1C | 1 | 208-5235 | 1 | TIP-PENETRATION | | | | | | |
| | 2 | 1 | 232-2757 | 1 | BUCKET AS | | | | | | |
| | 2A | 1 | 201-1234 | 6 | ADAPTER | | | | | | |
| | 2B | 1 | 9R-0431 | 2 | BEARING-SLEEVE | | | | | | |
| | 2C | 1 | 219-9486 | 1 | EDGE | | | | | | |



GRAPHIC #1

<END>

g01071602

WORK TOOLS

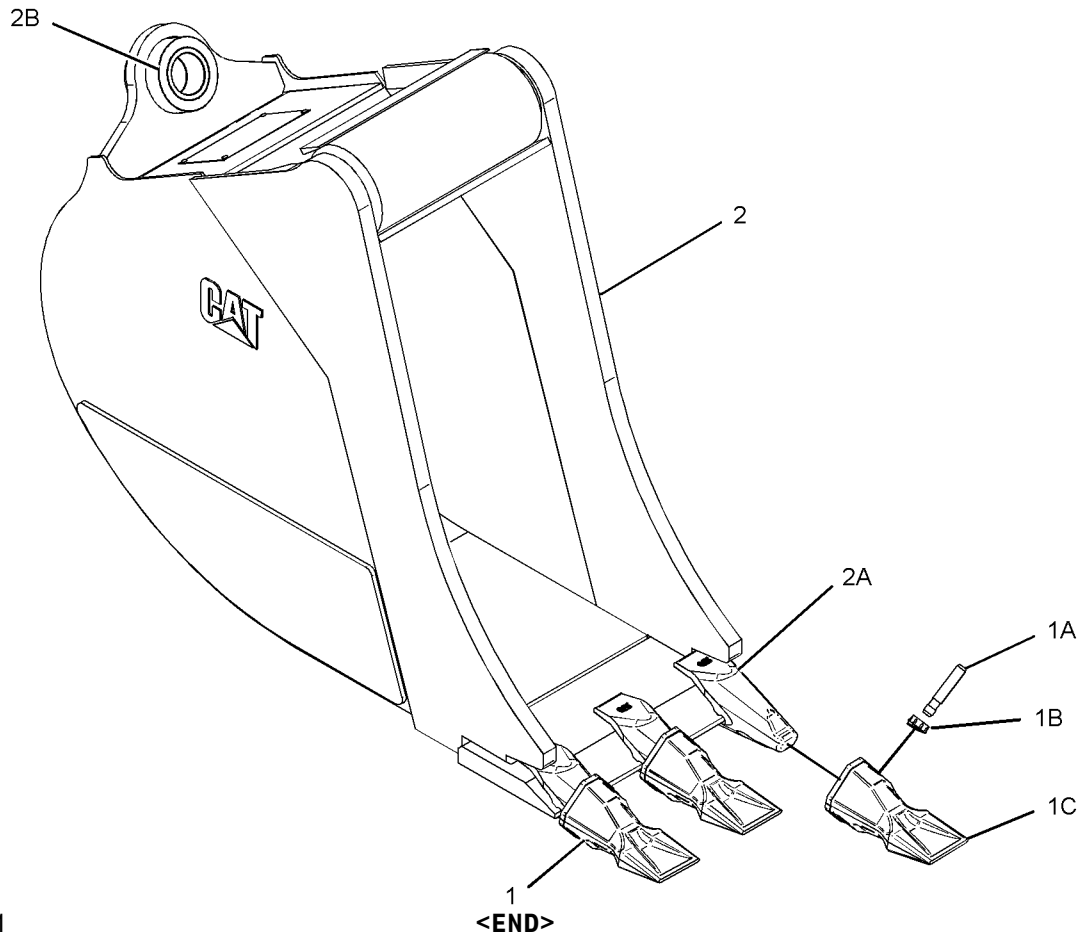
247-1953 BUCKET GP-HOE-HIGH CAPACITY, PIN-LOCK (CHG -00)

S/N: HLS1-UP
305-MM (12-IN)
AN ATTACHMENT

SMCS-6503

i02044151

| NOTE | REF NO | GRAPHIC REF | PART NUMBER | QTY | PART NAME | | | | | | SEE PAGE |
|------|--------|-------------|-------------|-----|--------------------|---|---|---|---|-------------------|----------|
| | | | | | 1 | 2 | 3 | 4 | 5 | 6 (PRODUCT LEVEL) | |
| | 1 | 1 | 208-5245 | 3 | TIP GP-PENETRATION | | | | | | |
| | | | | | (EACH INCLUDES) | | | | | | |
| | 1A | 1 | 201-1238 | 1 | PIN | | | | | | |
| | 1B | 1 | 201-1239 | 1 | RETAINER AS | | | | | | |
| | 1C | 1 | 208-5235 | 1 | TIP-PENETRATION | | | | | | |
| | 2 | 1 | 232-2758 | 1 | BUCKET AS | | | | | | |
| | 2A | 1 | 201-1234 | 3 | ADAPTER | | | | | | |
| | 2B | 1 | 9R-0431 | 2 | BEARING-SLEEVE | | | | | | |



GRAPHIC #1

<END>

g01071544

WORK TOOLS

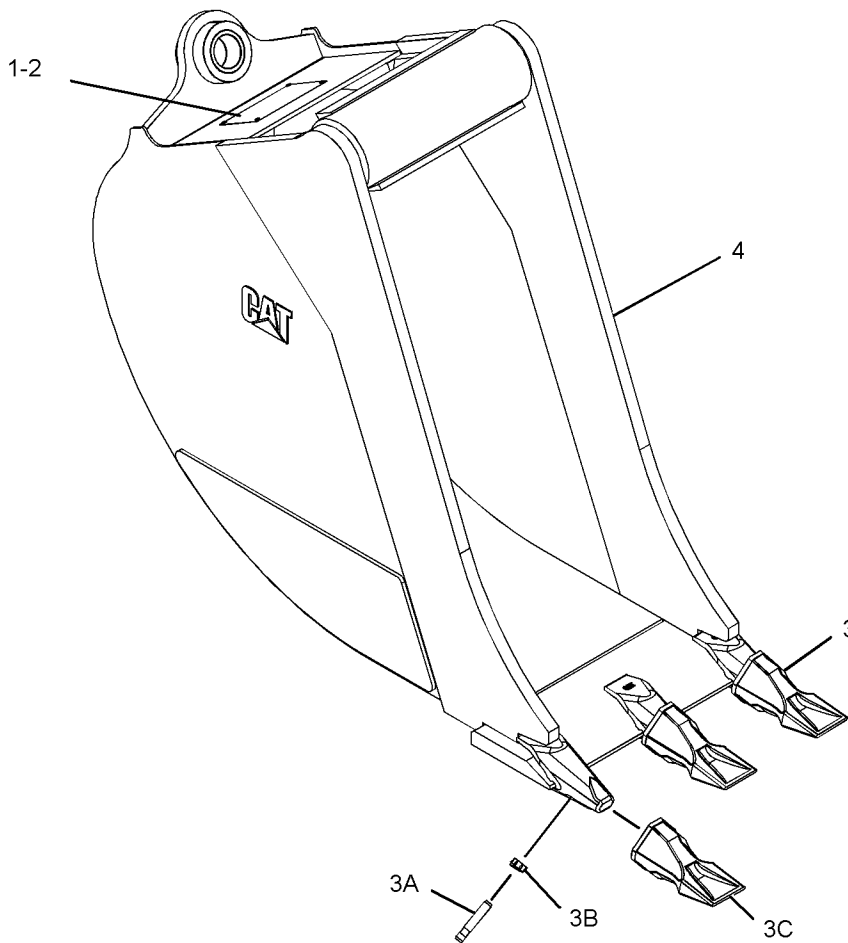
247-1954 BUCKET GP-HOE-HIGH CAPACITY, PIN-LOCK (CHG -00)

S/N: HLS1-UP
406-MM (16 IN)
AN ATTACHMENT

SMCS-6503

i02298166

| NOTE | REF NO | GRAPHIC REF | PART NUMBER | QTY | PART NAME | | | | | | SEE PAGE |
|------|--------|-------------|-----------------|-----|---------------------------------------|---|---|---|---|-------------------|----------|
| | | | | | 1 | 2 | 3 | 4 | 5 | 6 (PRODUCT LEVEL) | |
| | 1 | 1 | 137-4234 | 1 | PLATE-IDENTIFICATION (BUCKET) | | | | | | |
| | 2 | 1 | 168-8389 | 4 | TACK-FASTENER | | | | | | |
| | 3 | 1 | 208-5245 | 3 | TIP GP-PENETRATION (EACH INCLUDES) | | | | | | |
| | 3A | 1 | 201-1238 | 1 | PIN | | | | | | |
| | 3B | 1 | 201-1239 | 1 | RETAINER AS | | | | | | |
| | 3C | 1 | 208-5235 | 1 | TIP-PENETRATION | | | | | | |
| | 4 | 1 | 232-2759 | 1 | BUCKET AS | | | | | | |
| | | 1 | 248-2575 | 1 | EDGE | | | | | | |
| | | 1 | 201-1234 | 3 | ADAPTER | | | | | | |



GRAPHIC #1

<END>

g01161218

WORK TOOLS

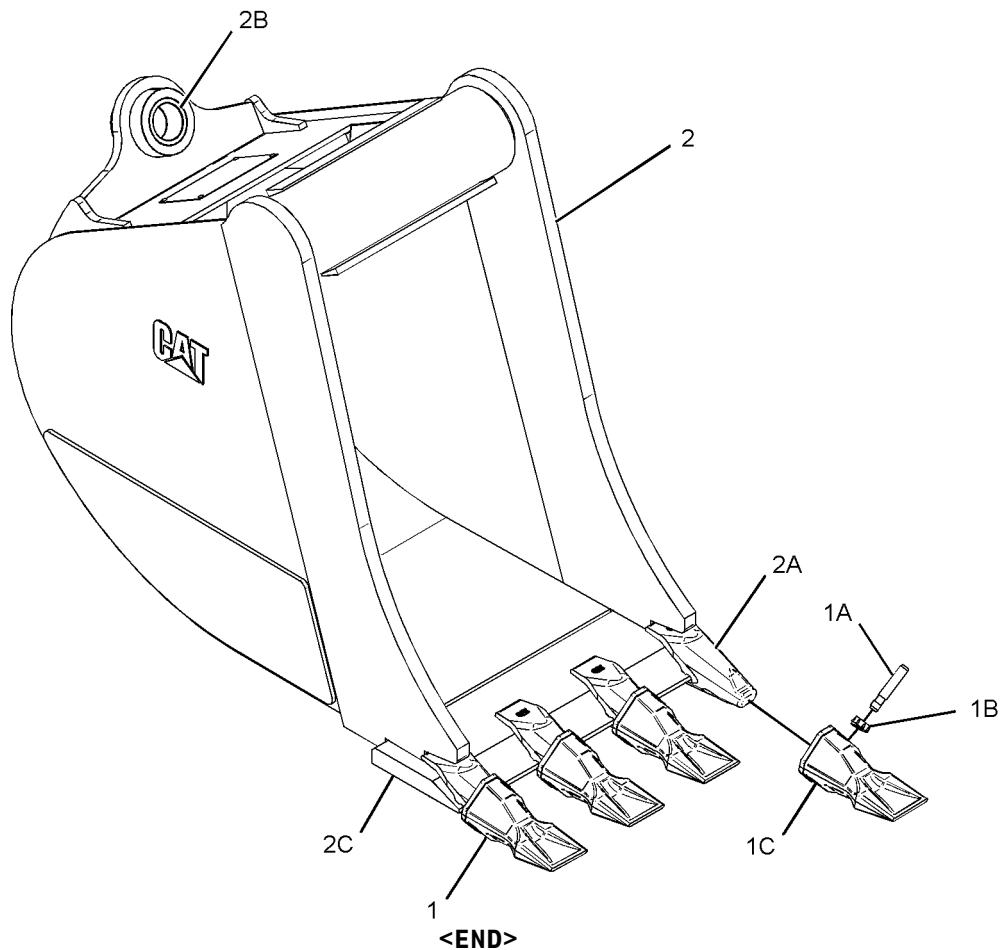
247-1955 BUCKET GP-HOE-HIGH CAPACITY, PIN-LOCK (CHG -00)

S/N: HLS1-UP
458-MM (18-IN)
AN ATTACHMENT

SMCS-6503

i02044147

| NOTE | REF NO | GRAPHIC REF | PART NUMBER | QTY | PART NAME | | | | | | SEE PAGE |
|------|--------|-------------|-------------|-----|--------------------|---|---|---|---|-------------------|----------|
| | | | | | 1 | 2 | 3 | 4 | 5 | 6 (PRODUCT LEVEL) | |
| | 1 | 1 | 208-5245 | 4 | TIP GP-PENETRATION | | | | | | |
| | | | | | (EACH INCLUDES) | | | | | | |
| | 1A | 1 | 201-1238 | 1 | PIN | | | | | | |
| | 1B | 1 | 201-1239 | 1 | RETAINER AS | | | | | | |
| | 1C | 1 | 208-5235 | 1 | TIP-PENETRATION | | | | | | |
| | 2 | 1 | 232-2760 | 1 | BUCKET AS | | | | | | |
| | 2A | 1 | 201-1234 | 4 | ADAPTER | | | | | | |
| | 2B | 1 | 9R-0431 | 2 | BEARING-SLEEVE | | | | | | |
| | 2C | 1 | 219-9483 | 1 | EDGE | | | | | | |



GRAPHIC #1

<END>

g01071567

WORK TOOLS

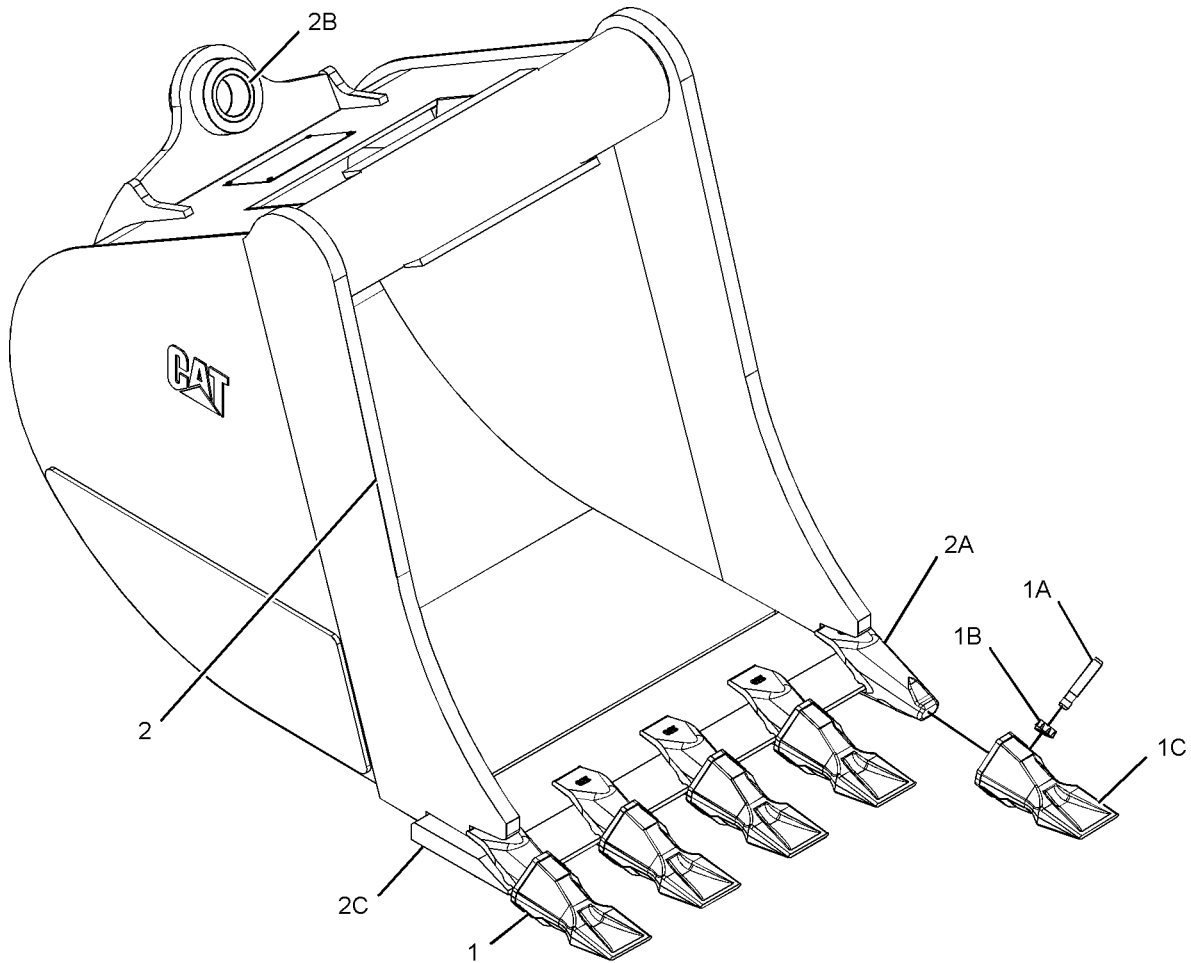
247-1956 BUCKET GP-HOE-HIGH CAPACITY, PIN-LOCK (CHG -00)

S/N: HLS1-UP
610-MM (24-IN)
AN ATTACHMENT

SMCS-6503

i02044145

| NOTE | REF NO | GRAPHIC REF | PART NUMBER | QTY | PART NAME | | | | | | SEE PAGE |
|------|--------|-------------|-------------|-----|--------------------|---|---|---|---|-------------------|----------|
| | | | | | 1 | 2 | 3 | 4 | 5 | 6 (PRODUCT LEVEL) | |
| | 1 | 1 | 208-5245 | 5 | TIP GP-PENETRATION | | | | | | |
| | | | | | (EACH INCLUDES) | | | | | | |
| | 1A | 1 | 201-1238 | 1 | PIN | | | | | | |
| | 1B | 1 | 201-1239 | 1 | RETAINER AS | | | | | | |
| | 1C | 1 | 208-5235 | 1 | TIP-PENETRATION | | | | | | |
| | 2 | 1 | 232-2761 | 1 | BUCKET AS | | | | | | |
| | 2A | 1 | 201-1234 | 5 | ADAPTER | | | | | | |
| | 2B | 1 | 9R-0431 | 2 | BEARING-SLEEVE | | | | | | |
| | 2C | 1 | 219-9484 | 1 | EDGE | | | | | | |



GRAPHIC #1

<END>

g01071585

WORK TOOLS

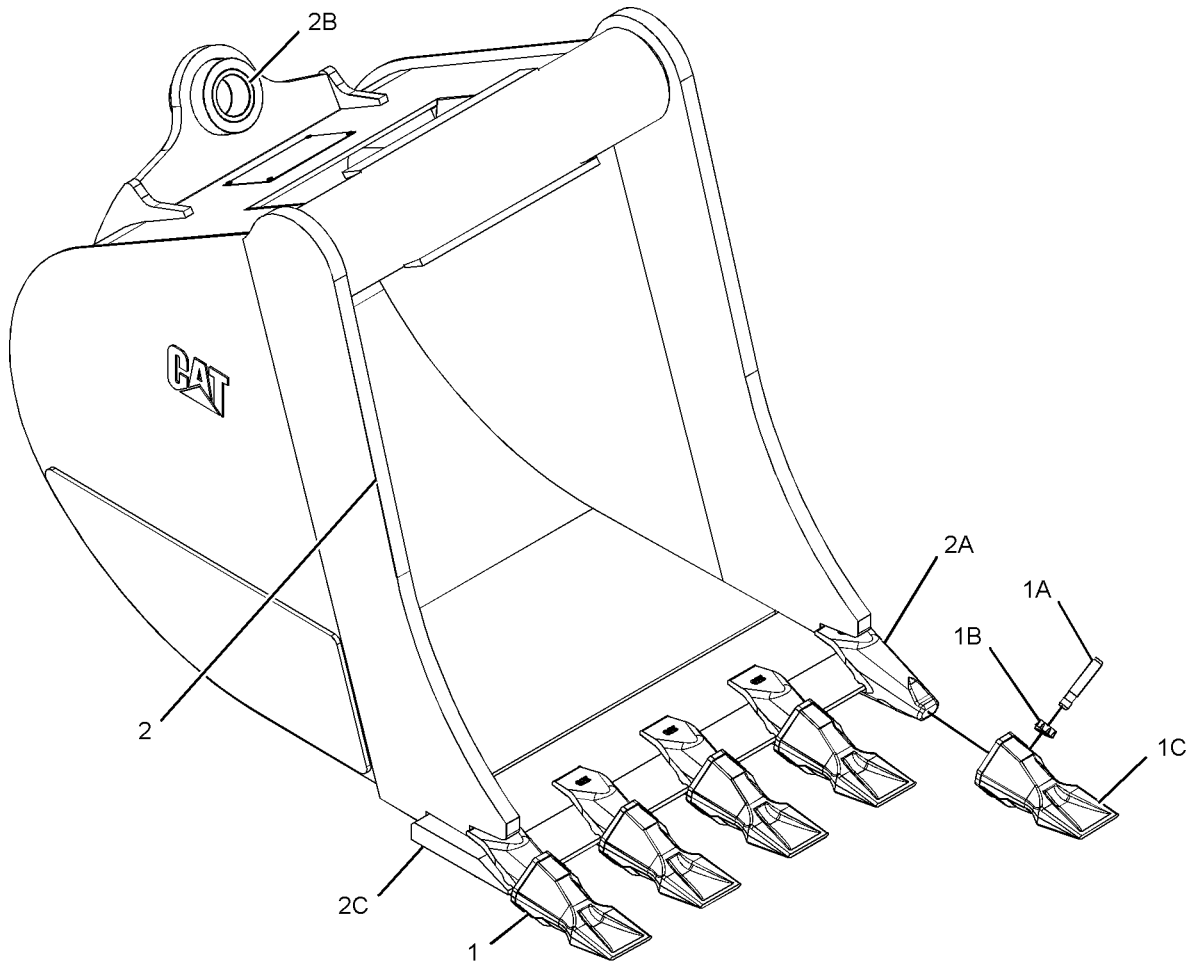
247-1957 BUCKET GP-HOE-HIGH CAPACITY, PIN-LOCK (CHG -00)

S/N: HLS1-UP
762-MM (30-IN)
AN ATTACHMENT

SMCS-6503

i02044144

| NOTE | REF NO | GRAPHIC REF | PART NUMBER | QTY | PART NAME | | | | | | SEE PAGE |
|------|--------|-------------|-------------|-----|--------------------|---|---|---|---|-------------------|----------|
| | | | | | 1 | 2 | 3 | 4 | 5 | 6 (PRODUCT LEVEL) | |
| | 1 | 1 | 208-5245 | 5 | TIP GP-PENETRATION | | | | | | |
| | | | | | (EACH INCLUDES) | | | | | | |
| | 1A | 1 | 201-1238 | 1 | PIN | | | | | | |
| | 1B | 1 | 201-1239 | 1 | RETAINER AS | | | | | | |
| | 1C | 1 | 208-5235 | 1 | TIP-PENETRATION | | | | | | |
| | 2 | 1 | 232-2762 | 1 | BUCKET AS | | | | | | |
| | 2A | 1 | 201-1234 | 5 | ADAPTER | | | | | | |
| | 2B | 1 | 9R-0431 | 2 | BEARING-SLEEVE | | | | | | |
| | 2C | 1 | 219-9485 | 1 | EDGE | | | | | | |



GRAPHIC #1

<END>

g01071585

WORK TOOLS

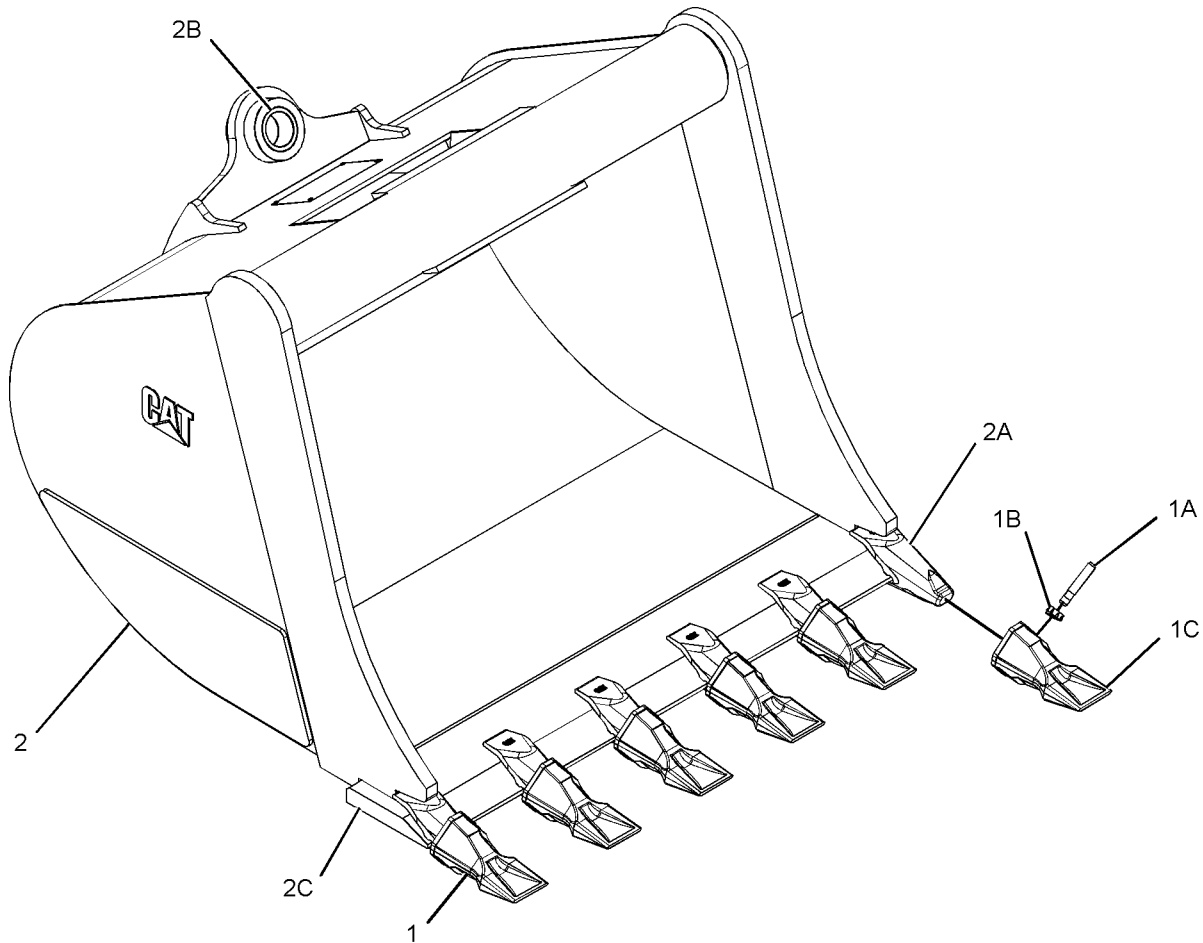
247-1958 BUCKET GP-HOE-HIGH CAPACITY, PIN-LOCK (CHG -00)

S/N: HLS1-UP
914-MM (36-IN)
AN ATTACHMENT

SMCS-6503

i02044137

| NOTE | REF NO | GRAPHIC REF | PART NUMBER | QTY | PART NAME | | | | | | SEE PAGE |
|------|--------|-------------|-------------|-----|--------------------|---|---|---|---|-------------------|----------|
| | | | | | 1 | 2 | 3 | 4 | 5 | 6 (PRODUCT LEVEL) | |
| | 1 | 1 | 208-5245 | 6 | TIP GP-PENETRATION | | | | | | |
| | 1A | 1 | 201-1238 | 1 | PIN | | | | | | |
| | 1B | 1 | 201-1239 | 1 | RETAINER AS | | | | | | |
| | 1C | 1 | 208-5235 | 1 | TIP-PENETRATION | | | | | | |
| | 2 | 1 | 232-2763 | 1 | BUCKET AS | | | | | | |
| | 2A | 1 | 201-1234 | 6 | ADAPTER | | | | | | |
| | 2B | 1 | 9R-0431 | 2 | BEARING-SLEEVE | | | | | | |
| | 2C | 1 | 219-9486 | 1 | EDGE | | | | | | |



GRAPHIC #1

<END>

g01071602

WORK TOOLS

254-8940 BUCKET GP-HOE-HIGH CAPACITY (CHG -00)

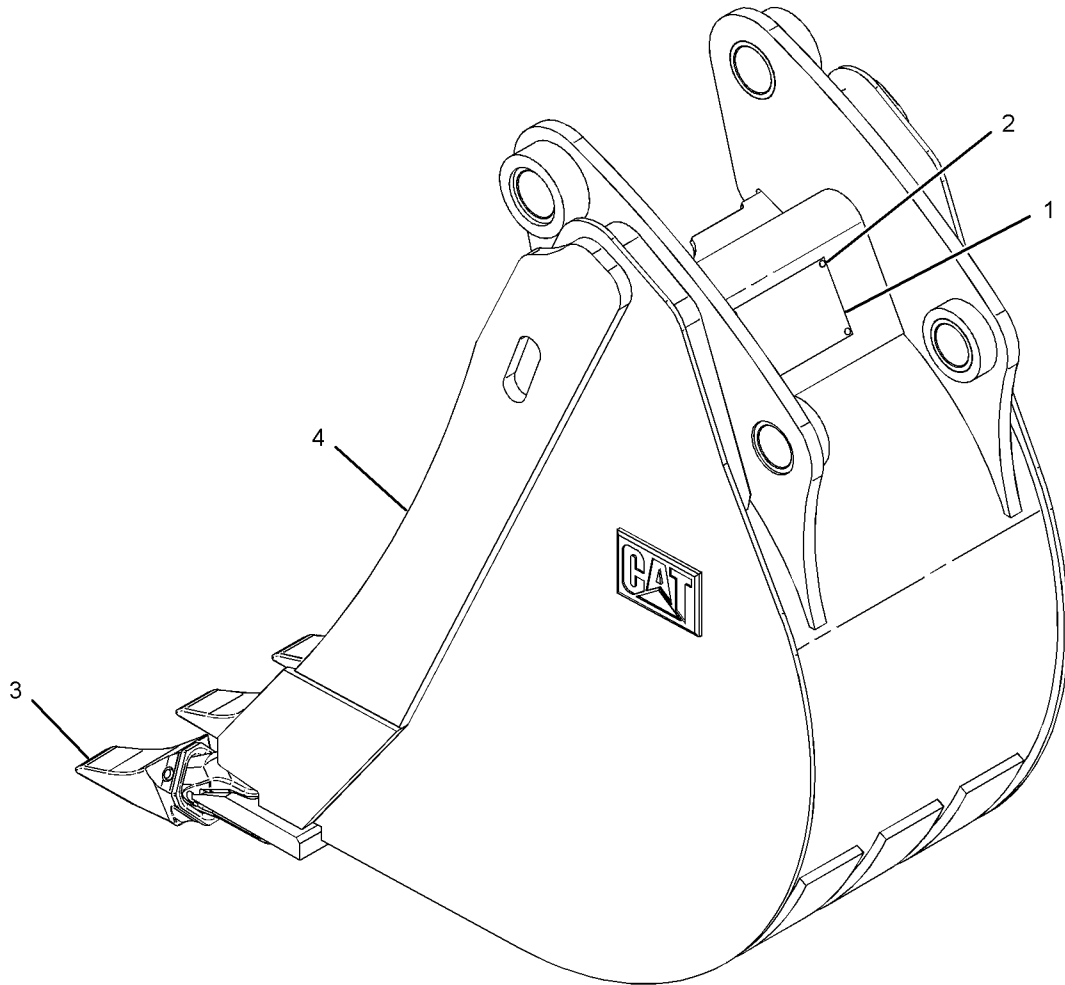
S/N: HLS1-UP
458-MM (18-IN)
AN ATTACHMENT

SMCS-6503

i02284301

| NOTE | REF NO | GRAPHIC REF | PART NUMBER | QTY | PART NAME | | | | | | SEE PAGE |
|------|--------|-------------|-----------------|-----|-------------------------------|---|---|---|---|-------------------|----------|
| | | | | | 1 | 2 | 3 | 4 | 5 | 6 (PRODUCT LEVEL) | |
| | 1 | 1 | 137-4234 | 1 | PLATE-IDENTIFICATION (BUCKET) | | | | | | |
| | 2 | 1 | 168-8389 | 4 | TACK-FASTENER | | | | | | |
| | 3 | 1 | 208-5244 | 4 | TIP GP-BUCKET (SOIL) | | | | | | |
| | | | | | (EACH INCLUDES) | | | | | | |
| | | 1 | 201-1238 | 1 | PIN | | | | | | |
| | | 1 | 201-1239 | 1 | RETAINER AS | | | | | | |
| | | 1 | 208-5234 | 1 | TIP-BUCKET (SOIL) | | | | | | |
| Y | 4 | 1 | 254-8939 | 1 | BUCKET AS-HOE | | | | | | 440 |

Y-SEPARATE ILLUSTRATION



GRAPHIC #1

<END>

g01150288

WORK TOOLS

254-8941 BUCKET GP-HOE (CHG -00)

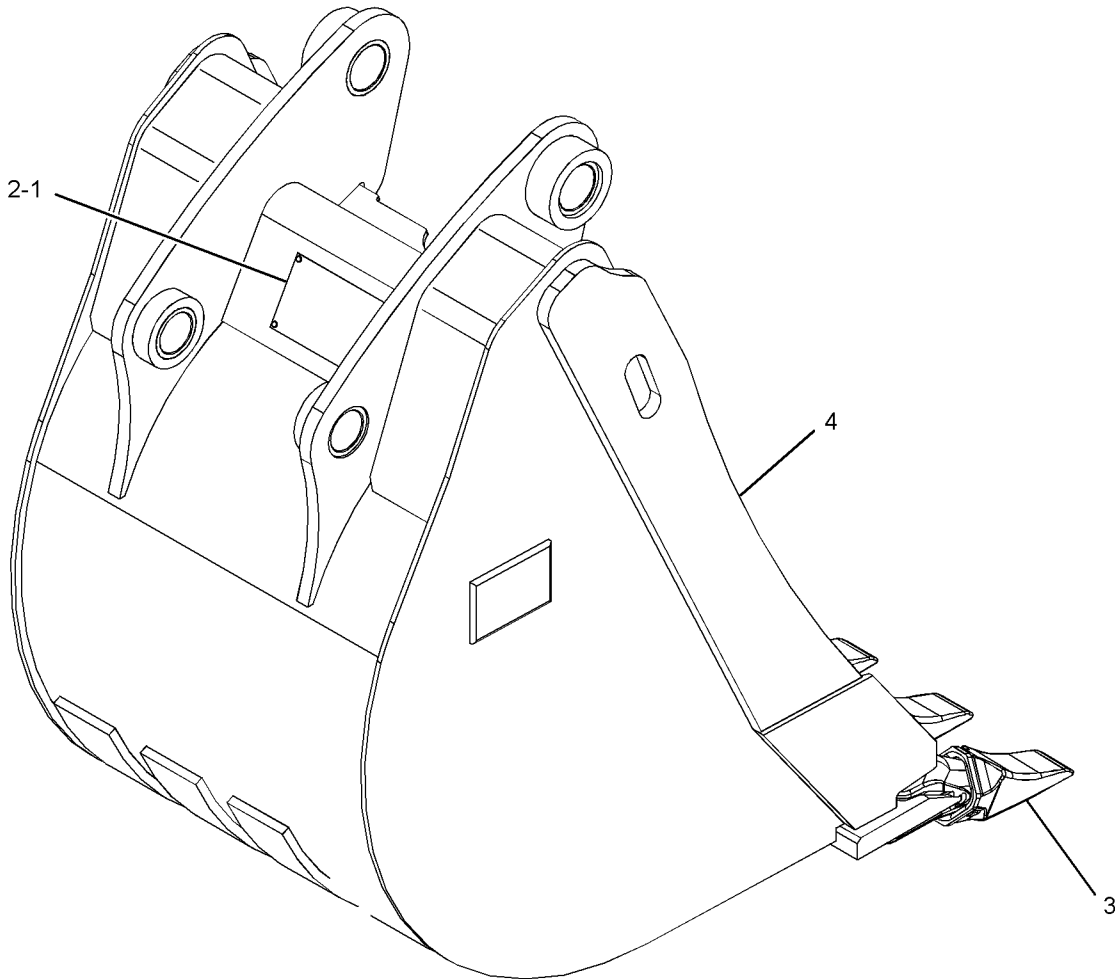
S/N: HLS1-UP
610-MM (24-IN)
AN ATTACHMENT

SMCS-6503

i02284371

| NOTE | REF NO | GRAPHIC REF | PART NUMBER | QTY | PART NAME | | | | | | SEE PAGE |
|------|--------|-------------|-------------|-----|---|---|---|---|---|-------------------|----------|
| | | | | | 1 | 2 | 3 | 4 | 5 | 6 (PRODUCT LEVEL) | |
| | 1 | 1 | 137-4234 | 1 | PLATE-IDENTIFICATION (BUCKET) | | | | | | |
| | 2 | 1 | 168-8389 | 4 | TACK-FASTENER | | | | | | |
| | 3 | 1 | 208-5244 | 5 | TIP GP-BUCKET (SOIL) | | | | | | |
| | | | | | (EACH INCLUDES) | | | | | | |
| | | 1 | 201-1238 | 1 | PIN | | | | | | |
| | | 1 | 201-1239 | 1 | RETAINER AS | | | | | | |
| | | 1 | 208-5234 | 1 | TIP-BUCKET (SOIL) | | | | | | |
| Y | 4 | 1 | 254-8944 | 1 | BUCKET AS-HOE (HIGH CAPACITY, PIN-LOCK) | | | | | | 441 |

Y-SEPARATE ILLUSTRATION



GRAPHIC #1

<END>

g01150193

WORK TOOLS

254-8942 BUCKET GP-HOE (CHG -00)

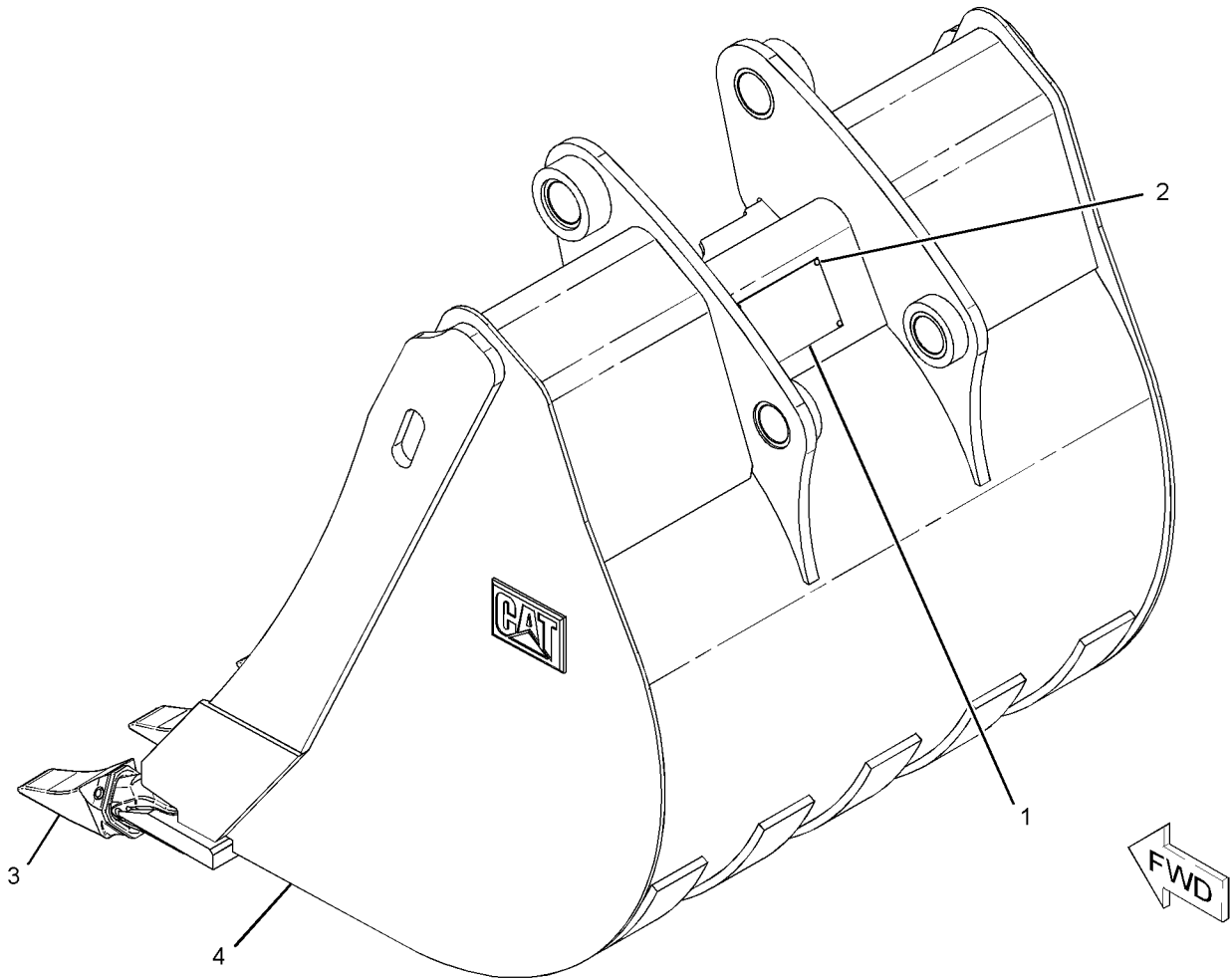
S/N: HLS1-UP
762-MM (30-IN)
AN ATTACHMENT

SMCS-6503

i02290138

| NOTE | REF NO | GRAPHIC REF | PART NUMBER | QTY | PART NAME | | | | | | SEE PAGE |
|------|--------|-------------|-------------|-----|---|---|---|---|---|-------------------|----------|
| | | | | | 1 | 2 | 3 | 4 | 5 | 6 (PRODUCT LEVEL) | |
| | 1 | 1 | 137-4234 | 1 | PLATE-IDENTIFICATION (BUCKET) | | | | | | |
| | 2 | 1 | 168-8389 | 4 | TACK-FASTENER | | | | | | |
| | 3 | 1 | 208-5244 | 5 | TIP GP-BUCKET (SOIL) | | | | | | |
| | | | | | (EACH INCLUDES) | | | | | | |
| | | 1 | 201-1238 | 1 | PIN | | | | | | |
| | | 1 | 201-1239 | 1 | RETAINER AS | | | | | | |
| | | 1 | 208-5234 | 1 | TIP-BUCKET (SOIL) | | | | | | |
| Y | 4 | 1 | 254-8945 | 1 | BUCKET AS-HOE (HIGH CAPACITY, PIN-LOCK) | | | | | | 442 |

Y-SEPARATE ILLUSTRATION



GRAPHIC #1

<END>

g01144833

WORK TOOLS

254-8943 BUCKET GP-HOE (CHG -00)

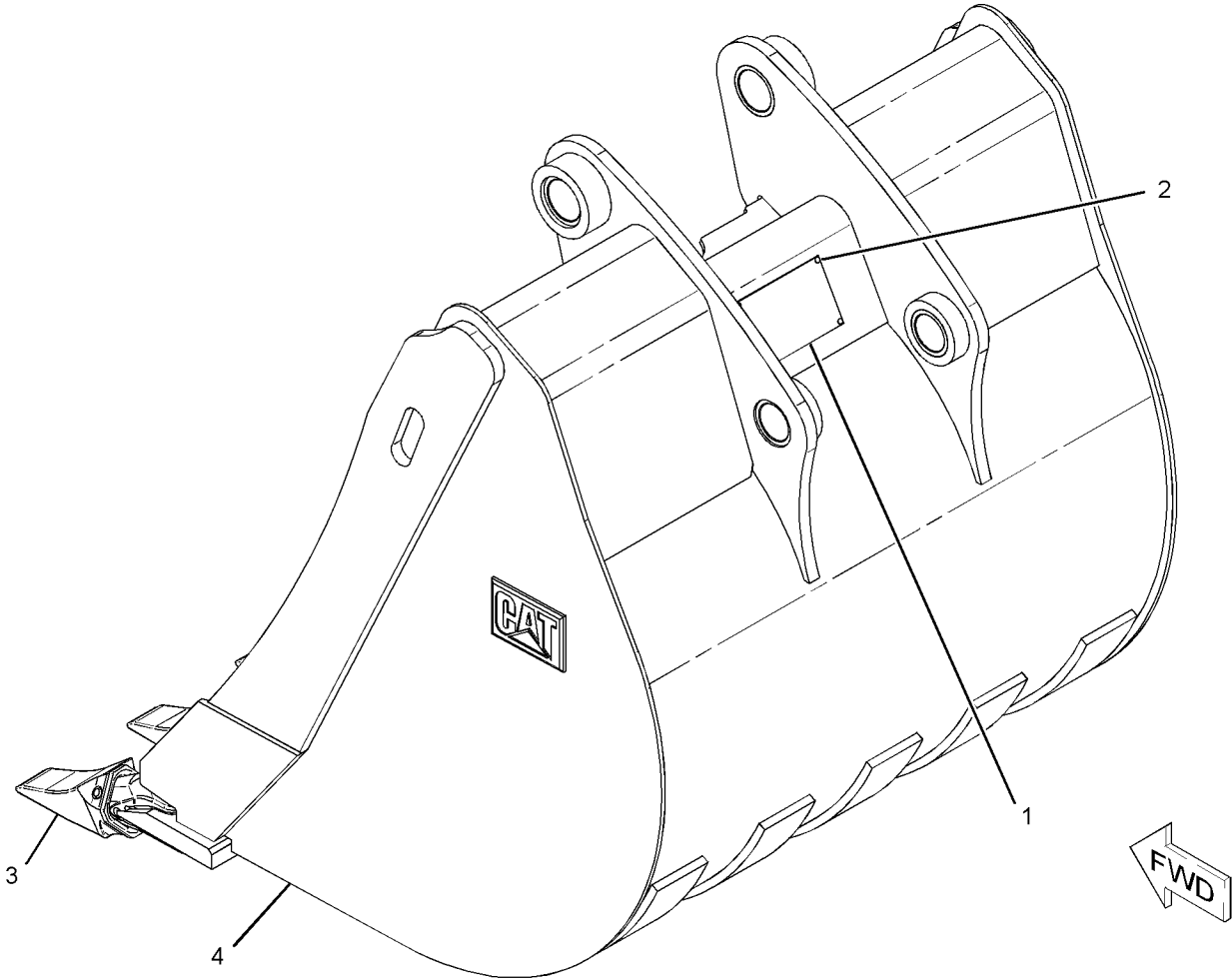
S/N: HLS1-UP
914-MM (36-IN)
AN ATTACHMENT

SMCS-6503

i02284389

| NOTE | REF NO | GRAPHIC REF | PART NUMBER | QTY | PART NAME | | | | | | SEE PAGE |
|------|--------|-------------|-------------|-----|---|---|---|---|---|-------------------|----------|
| | | | | | 1 | 2 | 3 | 4 | 5 | 6 (PRODUCT LEVEL) | |
| | 1 | 1 | 137-4234 | 1 | PLATE-IDENTIFICATION (BUCKET) | | | | | | |
| | 2 | 1 | 168-8389 | 4 | TACK-FASTENER | | | | | | |
| | 3 | 1 | 208-5244 | 6 | TIP GP-BUCKET (SOIL) | | | | | | |
| | | | | | (EACH INCLUDES) | | | | | | |
| | | 1 | 201-1238 | | PIN | | | | | | |
| | | 1 | 201-1239 | 1 | RETAINER AS | | | | | | |
| | | 1 | 208-5234 | 1 | TIP-BUCKET (SOIL) | | | | | | |
| Y | 4 | 1 | 254-8946 | 1 | BUCKET AS-HOE (HIGH CAPACITY, PIN-LOCK) | | | | | | 443 |

Y-SEPARATE ILLUSTRATION



GRAPHIC #1

<END>

g01144797

WORK TOOLS

216-8800 BUCKET GP-MULTIPURPOSE (CHG -01 THRU -06)

S/N: HLS1-UP

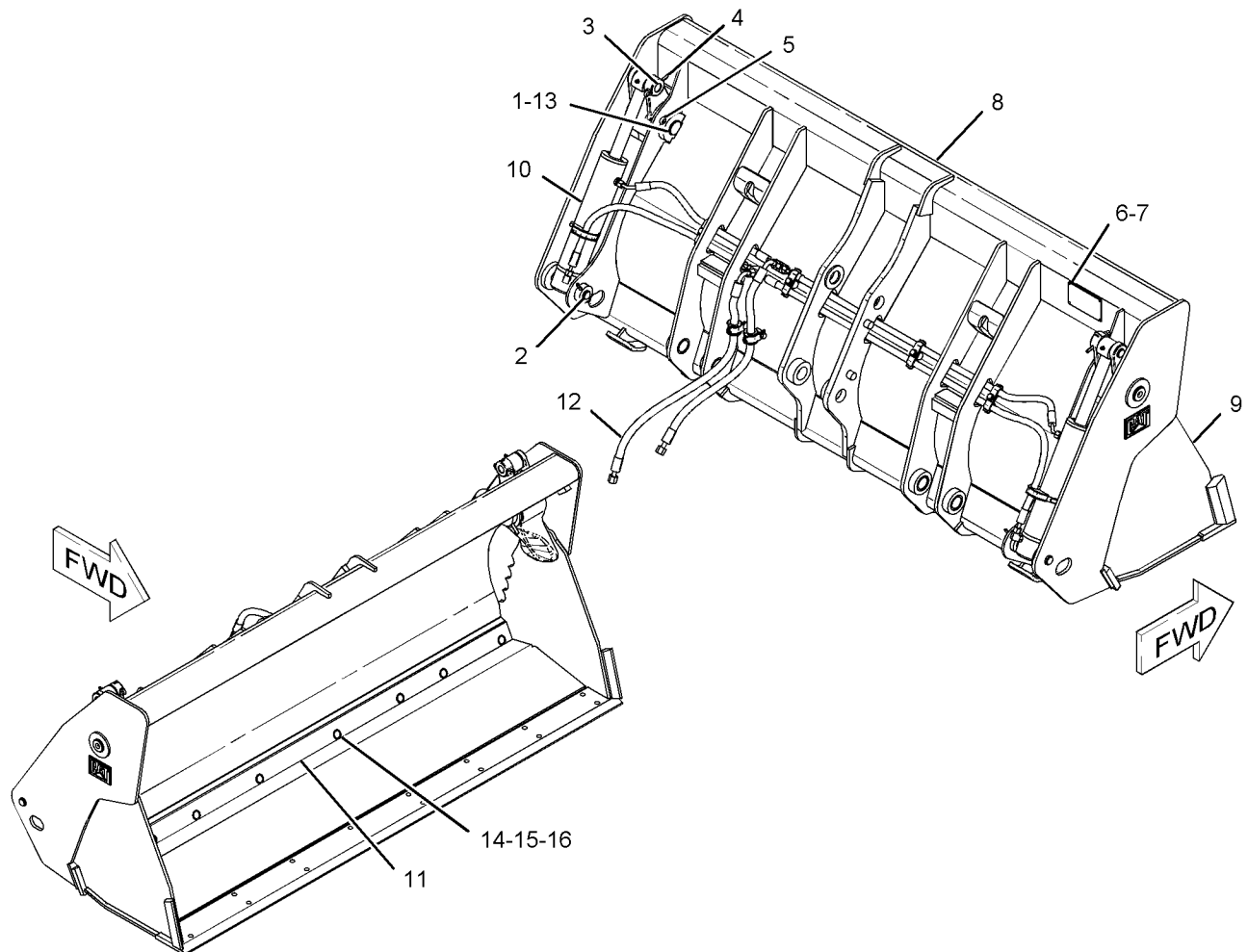
PART OF 232-2681, 232-2682 BUCKET AR-MULTIPURPOSE
AN ATTACHMENT

SMCS-6104

i02207498

| NOTE | REF NO | GRAPHIC REF | PART NUMBER | QTY | PART NAME | | | | | | SEE PAGE |
|------|--------|-------------|-------------|-----|--------------------------------|---|---|---|---|-------------------|----------|
| | | | | | 1 | 2 | 3 | 4 | 5 | 6 (PRODUCT LEVEL) | |
| | 1 | 1 | 9R-4676 | 2 | PIN | | | | | | |
| | 2 | 1 | 9R-4677 | 2 | PIN | | | | | | |
| | 3 | 1 | 9R-4678 | 2 | PIN | | | | | | |
| | 4 | 1 | 095-0865 | 4 | PIN-COTTER | | | | | | |
| | 5 | 1 | 096-1820 | 2 | PIN-COTTER | | | | | | |
| | 6 | 1 | 137-4234 | 1 | PLATE-IDENTIFICATION (BUCKET) | | | | | | |
| | 7 | 1 | 168-8389 | 4 | TACK-FASTENER | | | | | | |
| Y | 8 | 1 | 216-8802 | 1 | BULLDOZER AS | | | | | | 503 |
| Y | 9 | 1 | 216-8803 | 1 | BOWL AS-BUCKET | | | | | | 425 |
| Y | 10 | 1 | 226-5540 | 2 | CYLINDER GP-MULTIPURPOSE BUKT | | | | | | 270 |
| | 11 | 1 | 233-3757 | 1 | EDGE | | | | | | |
| Y | 12 | 1 | 251-5854 | 1 | LINES GP-MULTIPURPOSE BUCKET | | | | | | 317 |
| | 13 | 1 | 3B-8489 | 2 | FITTING-GREASE | | | | | | |
| | 14 | 1 | 3F-5108 | 8 | BOLT-PLOW (5/8-11X2.25-IN) | | | | | | |
| | 15 | 1 | 4K-0367 | 8 | NUT-FULL (5/8-11-THD) | | | | | | |
| M | 16 | 1 | 8T-4122 | 8 | WASHER-HARD (17X32X3.5-MM THK) | | | | | | |

M-METRIC PART
Y-SEPARATE ILLUSTRATION



GRAPHIC #1

<END>

g01131814

WORK TOOLS

216-8801 BUCKET GP-MULTIPURPOSE (CHG -01 THRU -06)

S/N: HLS1-UP

1.0 CU M(1.31 CU YD)

PART OF 232-2685 BUCKET AR-MULTIPURPOSE

AN ATTACHMENT

SMCS-6104

i02356568

| NOTE | REF NO | GRAPHIC REF | PART NUMBER | QTY | PART NAME | | | | | | SEE PAGE |
|------|--------|-------------|-----------------|-----|--------------------------------|---|---|---|---|-------------------|----------|
| | | | | | 1 | 2 | 3 | 4 | 5 | 6 (PRODUCT LEVEL) | |
| | 1 | 1 | 9R-4676 | 2 | PIN | | | | | | |
| | 2 | 1 | 137-4234 | 1 | PLATE-IDENTIFICATION (BUCKET) | | | | | | |
| | 3 | 1 | 168-8389 | 4 | TACK-FASTENER | | | | | | |
| Y | 4 | 1 | 216-8803 | 1 | BOWL AS-BUCKET | | | | | | 425 |
| Y | 5 | 1 | 216-8811 | 1 | BULLDOZER AS | | | | | | 504 |
| Y | 6 | 1 | 226-5540 | 2 | CYLINDER GP-MULTIPURPOSE BUKT | | | | | | 270 |
| | 7 | 1 | 233-3757 | 1 | EDGE | | | | | | |
| Y | 8 | 1 | <i>251-5854</i> | 1 | LINES GP-MULTIPURPOSE BUCKET | | | | | | 317 |
| | 9 | 1 | 095-0865 | 4 | PIN-COTTER | | | | | | |
| | 10 | 1 | 096-1820 | 2 | PIN-COTTER | | | | | | |
| | 11 | 1 | 3B-8489 | 2 | FITTING-GREASE | | | | | | |
| | 12 | 1 | 3F-5108 | 8 | BOLT-PLOW (5/8-11X2.25-IN) | | | | | | |
| | 13 | 1 | 4K-0367 | 8 | NUT-FULL (5/8-11-THD) | | | | | | |
| M | 14 | 1 | 8T-4122 | 8 | WASHER-HARD (17X32X3.5-MM THK) | | | | | | |
| | 15 | 1 | 9R-4677 | 2 | PIN | | | | | | |
| | 16 | 1 | 9R-4678 | 2 | PIN | | | | | | |
| Y | 17 | 1 | <i>263-8591</i> | 1 | PLATE & FILM GP | | | | | | 648 |

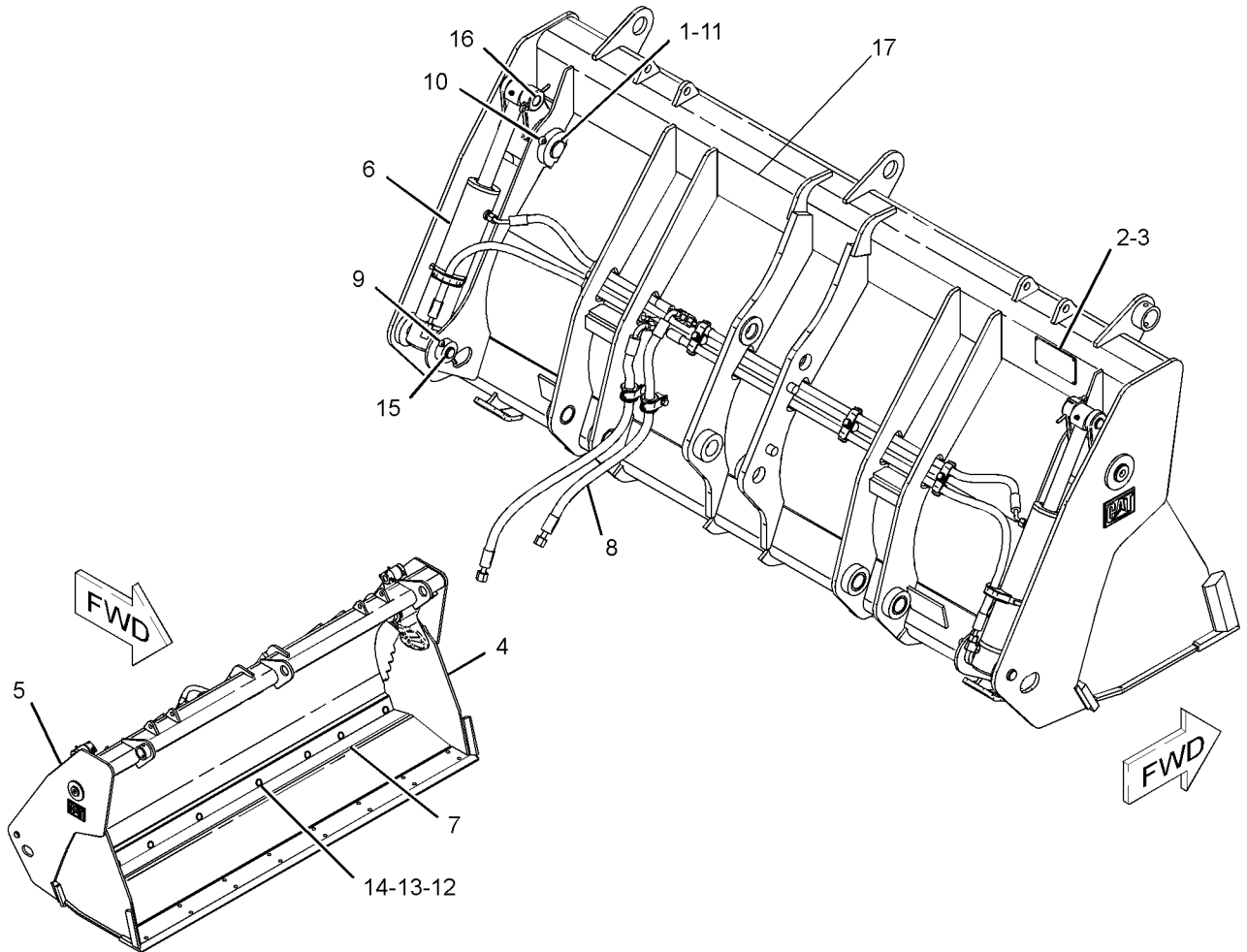
M-METRIC PART

Y-SEPARATE ILLUSTRATION

WORK TOOLS

216-8801 BUCKET GP-MULTIPURPOSE (contd.)

i02356568



GRAPHIC #1

<END>

g01239509

WORK TOOLS

216-8820 BUCKET GP-MULTIPURPOSE (CHG -01 THRU -06)

S/N: HLS1-UP

1.1 CU M(1.4 CU YD)

PART OF 232-2686, 232-2687 BUCKET AR-MULTIPURPOSE
AN ATTACHMENT

SMCS-6104

i02231261

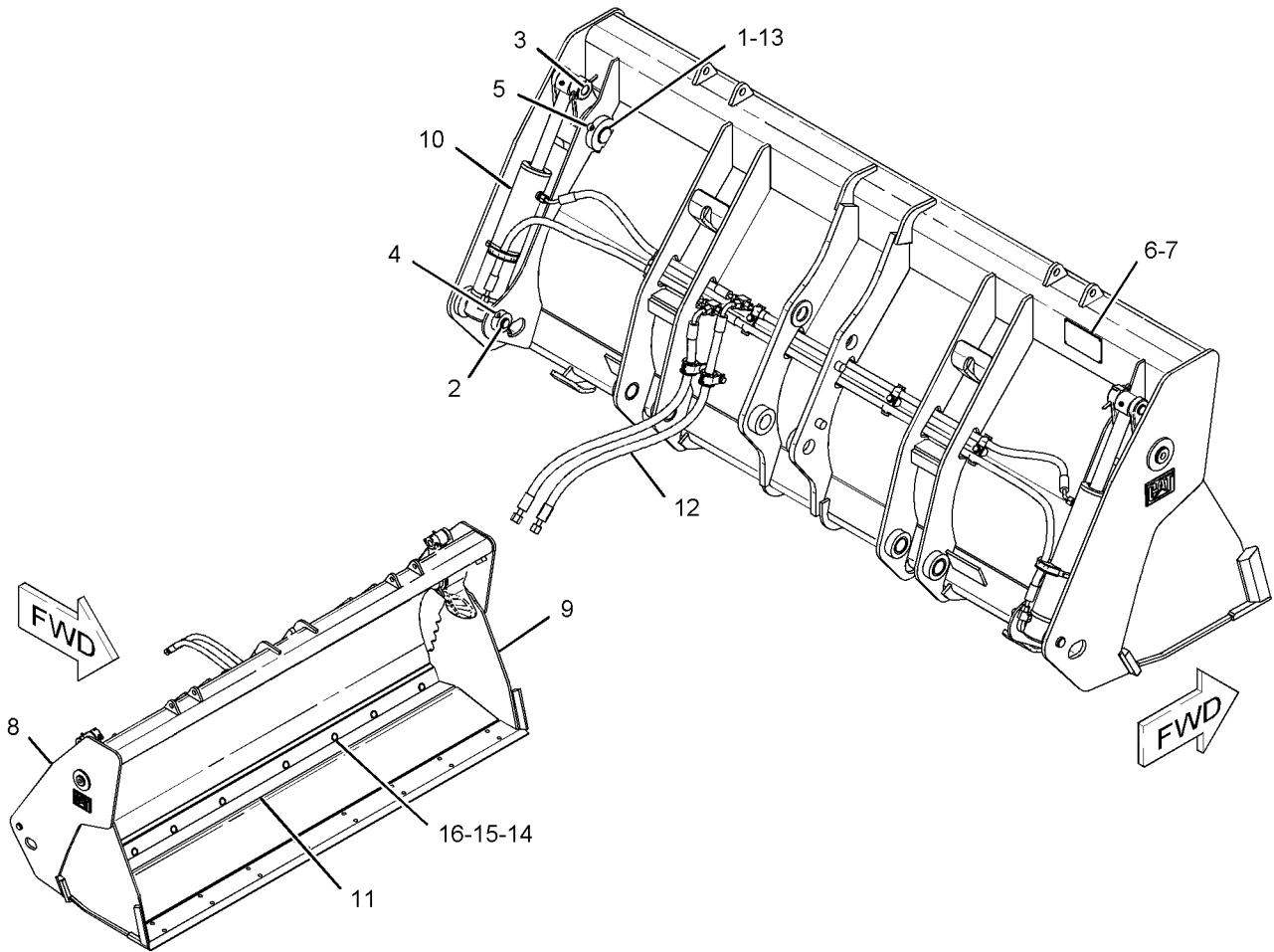
| NOTE | REF NO | GRAPHIC REF | PART NUMBER | QTY | PART NAME | | | | | | SEE PAGE |
|------|--------|-------------|-----------------|-----|--------------------------------|---|---|---|---|-------------------|----------|
| | | | | | 1 | 2 | 3 | 4 | 5 | 6 (PRODUCT LEVEL) | |
| | 1 | 1 | 9R-4676 | 2 | PIN | | | | | | |
| | 2 | 1 | 9R-4677 | 2 | PIN | | | | | | |
| | 3 | 1 | 9R-4678 | 2 | PIN | | | | | | |
| | 4 | 1 | 095-0865 | 4 | PIN-COTTER | | | | | | |
| | 5 | 1 | 096-1820 | 2 | PIN-COTTER | | | | | | |
| | 6 | 1 | 137-4234 | 1 | PLATE-IDENTIFICATION (BUCKET) | | | | | | |
| | 7 | 1 | 168-8389 | 4 | TACK-FASTENER | | | | | | |
| Y | 8 | 1 | 216-8822 | 1 | BULLDOZER AS | | | | | | 505 |
| Y | 9 | 1 | 216-8826 | 1 | BOWL AS-BUCKET | | | | | | 426 |
| Y | 10 | 1 | 226-5540 | 2 | CYLINDER GP-MULTIPURPOSE BUKT | | | | | | 270 |
| | 11 | 1 | 233-0859 | 1 | EDGE | | | | | | |
| Y | 12 | 1 | <i>251-5855</i> | 1 | LINES GP-MULTIPURPOSE BUCKET | | | | | | 319 |
| | 13 | 1 | 3B-8489 | 2 | FITTING-GREASE | | | | | | |
| | 14 | 1 | 3F-5108 | 8 | BOLT-PLOW (5/8-11X2.25-IN) | | | | | | |
| | 15 | 1 | 4K-0367 | 8 | NUT-FULL (5/8-11-THD) | | | | | | |
| M | 16 | 1 | 8T-4122 | 8 | WASHER-HARD (17X32X3.5-MM THK) | | | | | | |

M-METRIC PART
Y-SEPARATE ILLUSTRATION

WORK TOOLS

216-8820 BUCKET GP-MULTIPURPOSE (contd.)

i02231261



GRAPHIC #1

<END>

g01134475

WORK TOOLS

216-8821 BUCKET GP-MULTIPURPOSE (CHG -01 THRU -06)

S/N: HLS1-UP

1.1 CU M(1.4 CU YD)

PART OF 232-2690 BUCKET AR-MULTIPURPOSE
AN ATTACHMENT

SMCS-6104

i02356569

| NOTE | REF NO | GRAPHIC REF | PART NUMBER | QTY | PART NAME | | | | | | SEE PAGE |
|------|--------|-------------|-----------------|-----|--------------------------------|---|---|---|---|-------------------|----------|
| | | | | | 1 | 2 | 3 | 4 | 5 | 6 (PRODUCT LEVEL) | |
| | 1 | 1 | 9R-4676 | 2 | PIN | | | | | | |
| | 2 | 1 | 137-4234 | 1 | PLATE-IDENTIFICATION (BUCKET) | | | | | | |
| | 3 | 1 | 168-8389 | 4 | TACK-FASTENER | | | | | | |
| Y | 4 | 1 | 216-8762 | 1 | BULLDOZER AS | | | | | | 502 |
| Y | 5 | 1 | 216-8826 | 1 | BOWL AS-BUCKET | | | | | | 426 |
| Y | 6 | 1 | 226-5540 | 2 | CYLINDER GP-MULTIPURPOSE BUKT | | | | | | 270 |
| | 7 | 1 | 233-0859 | 1 | EDGE | | | | | | |
| Y | 8 | 1 | <i>251-5855</i> | 1 | LINES GP-MULTIPURPOSE BUCKET | | | | | | 319 |
| | 9 | 1 | 095-0865 | 4 | PIN-COTTER | | | | | | |
| | 10 | 1 | 096-1820 | 2 | PIN-COTTER | | | | | | |
| | 11 | 1 | 3B-8489 | 2 | FITTING-GREASE | | | | | | |
| | 12 | 1 | 3F-5108 | 8 | BOLT-PLOW (5/8-11X2.25-IN) | | | | | | |
| | 13 | 1 | 4K-0367 | 8 | NUT-FULL (5/8-11-THD) | | | | | | |
| M | 14 | 1 | 8T-4122 | 8 | WASHER-HARD (17X32X3.5-MM THK) | | | | | | |
| | 15 | 1 | 9R-4677 | 2 | PIN | | | | | | |
| | 16 | 1 | 9R-4678 | 2 | PIN | | | | | | |
| Y | 17 | 1 | <i>263-8591</i> | 1 | PLATE & FILM GP | | | | | | 648 |

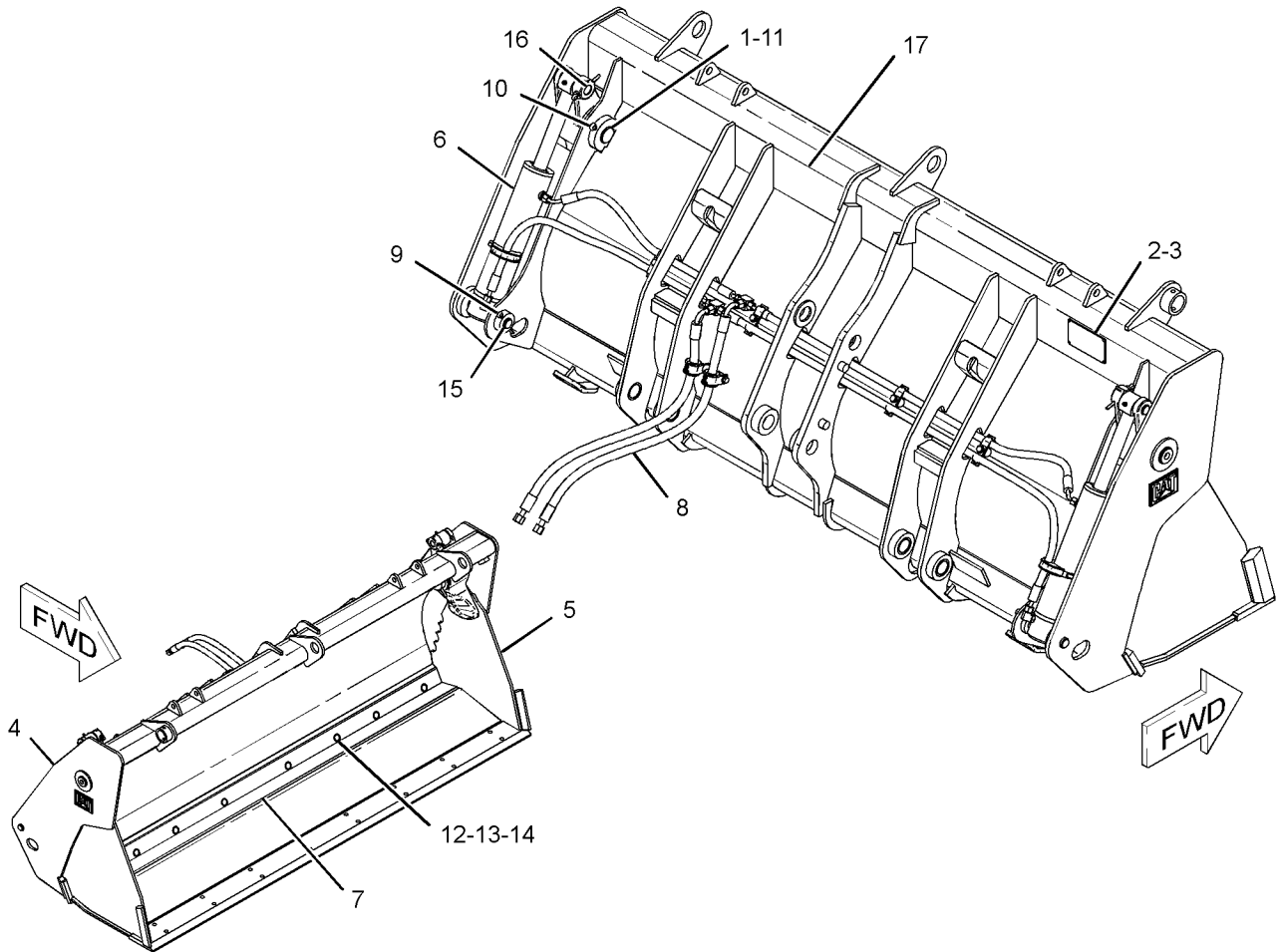
M-METRIC PART

Y-SEPARATE ILLUSTRATION

WORK TOOLS

216-8821 BUCKET GP-MULTIPURPOSE (contd.)

i02356569



GRAPHIC #1

<END>

g01239525

WORK TOOLS

216-8762 BULLDOZER AS (CHG -01)

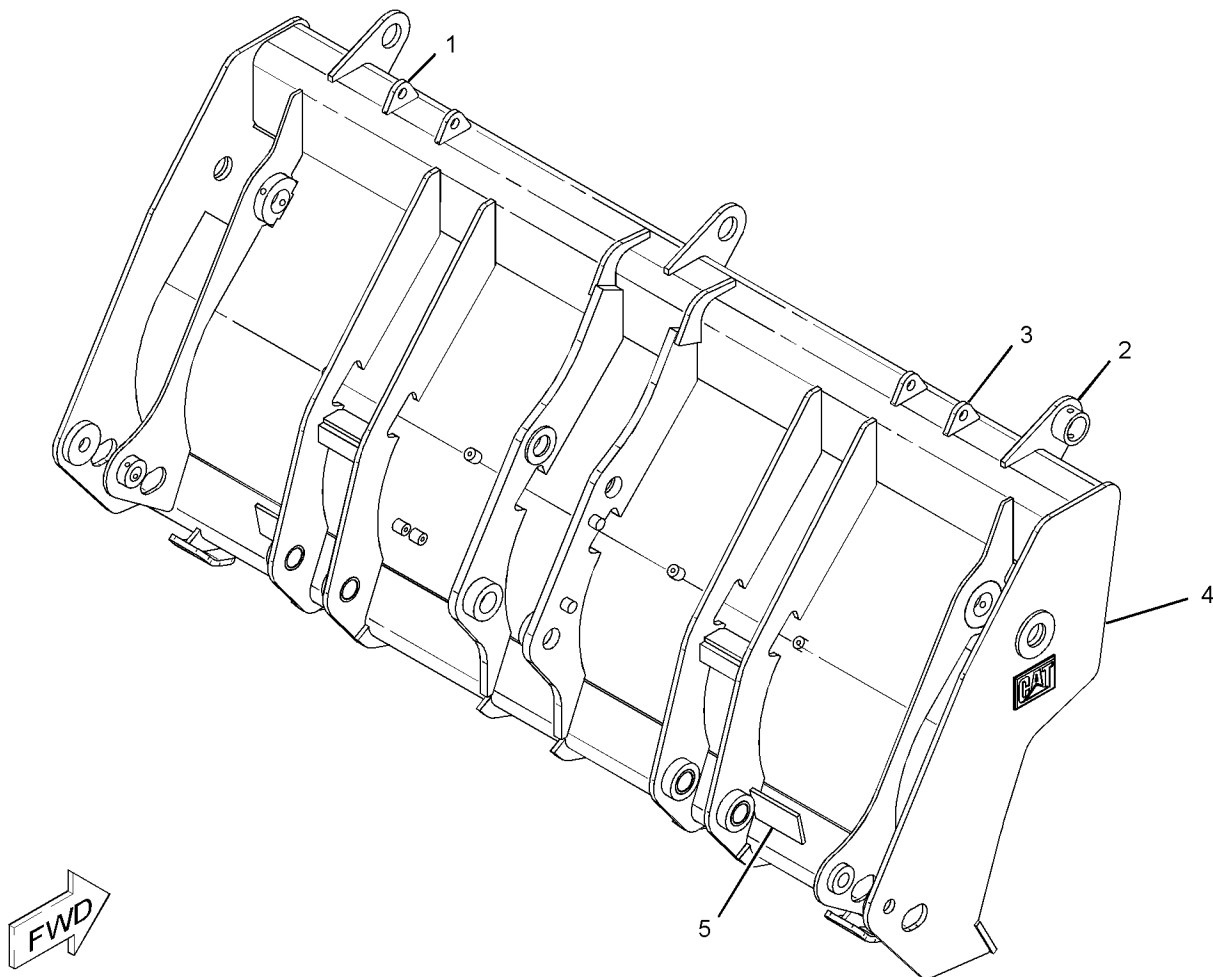
S/N: HLS1-UP

PART OF 216-8821 BUCKET GP-MULTIPURPOSE
FIELD REPLACEMENT FOR 216-8822—PAGE 505
AN ATTACHMENT

SMCS-6050

i02457253

| NOTE | REF NO | GRAPHIC REF | PART NUMBER | QTY | PART NAME | | | | | | SEE PAGE |
|------|--------|-------------|-------------|-----|--------------|---|---|---|---|-------------------|----------|
| | | | | | 1 | 2 | 3 | 4 | 5 | 6 (PRODUCT LEVEL) | |
| | 1 | 1 | 216-8778 | 2 | BRACKET | | | | | | |
| | 2 | 1 | 216-8780 | 1 | BRACKET AS | | | | | | |
| | 3 | 1 | 216-8781 | 4 | BRACKET | | | | | | |
| | 4 | 1 | 216-8822 | 1 | BULLDOZER AS | | | | | | |
| | 5 | 1 | 224-6250 | 2 | PLATE | | | | | | |



GRAPHIC #1

<END>

g01134462

WORK TOOLS

216-8802 BULLDOZER AS (CHG -02 THRU -04)

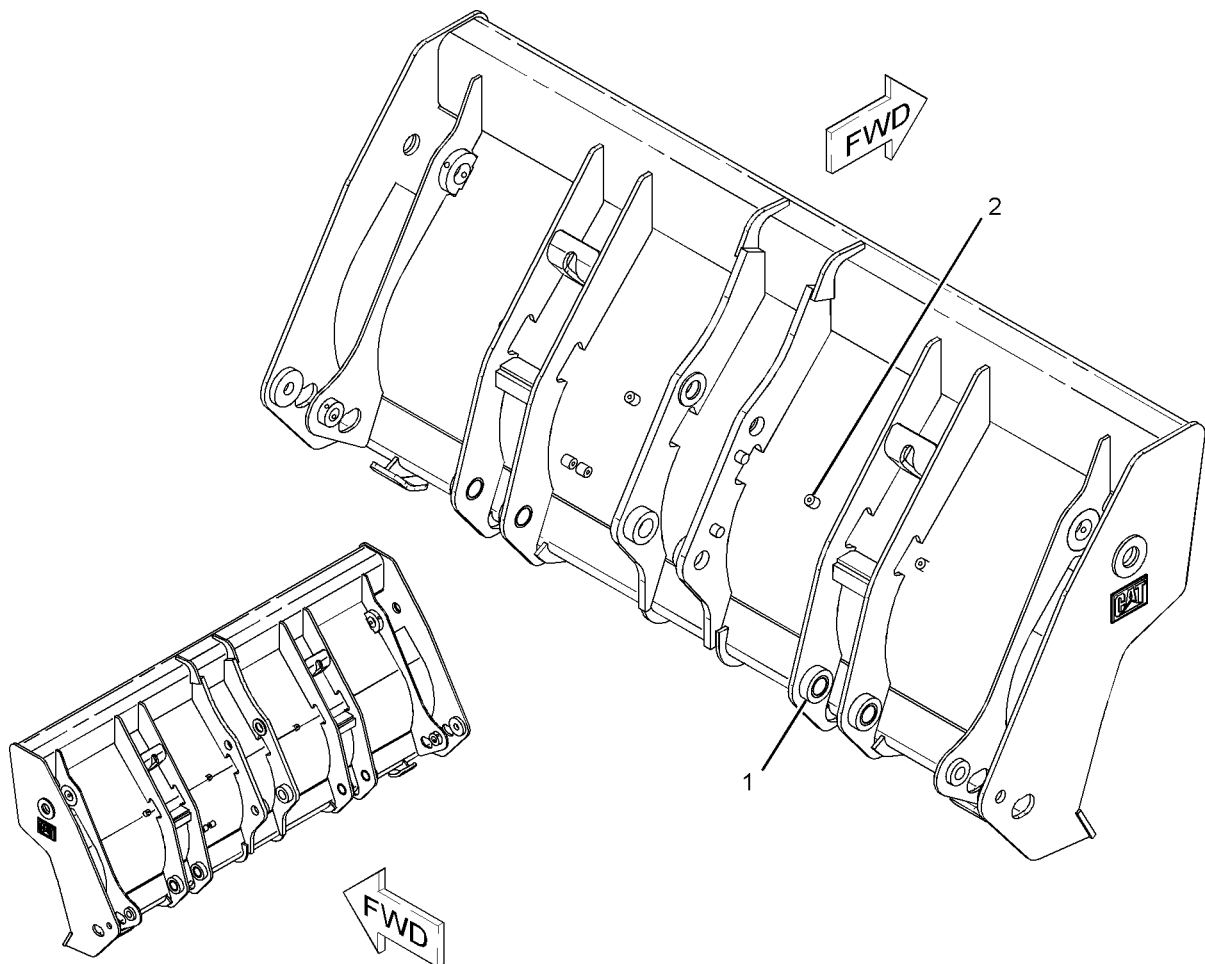
S/N: HLS1-UP

PART OF 216-8800 BUCKET GP-MULTIPURPOSE
FIELD REPLACEMENT ORDER 216-8811—PAGE 504
AN ATTACHMENT

SMCS-6050

i02236708

| NOTE | REF NO | GRAPHIC REF | PART NUMBER | QTY | PART NAME | | | | | | SEE PAGE |
|---------------|--------|-------------|-------------|-----|----------------------|---|---|---|---|-------------------|----------|
| | | | | | 1 | 2 | 3 | 4 | 5 | 6 (PRODUCT LEVEL) | |
| | 1 | 1 | 9R-0111 | 4 | BEARING-SLEEVE | | | | | | |
| M | 2 | 1 | 9R-5271 | 6 | BOSS (M10X1.5X25-MM) | | | | | | |
| M-METRIC PART | | | | | | | | | | | |



GRAPHIC #1

<END>

g01129091

WORK TOOLS

216-8811 BULLDOZER AS (CHG -01)

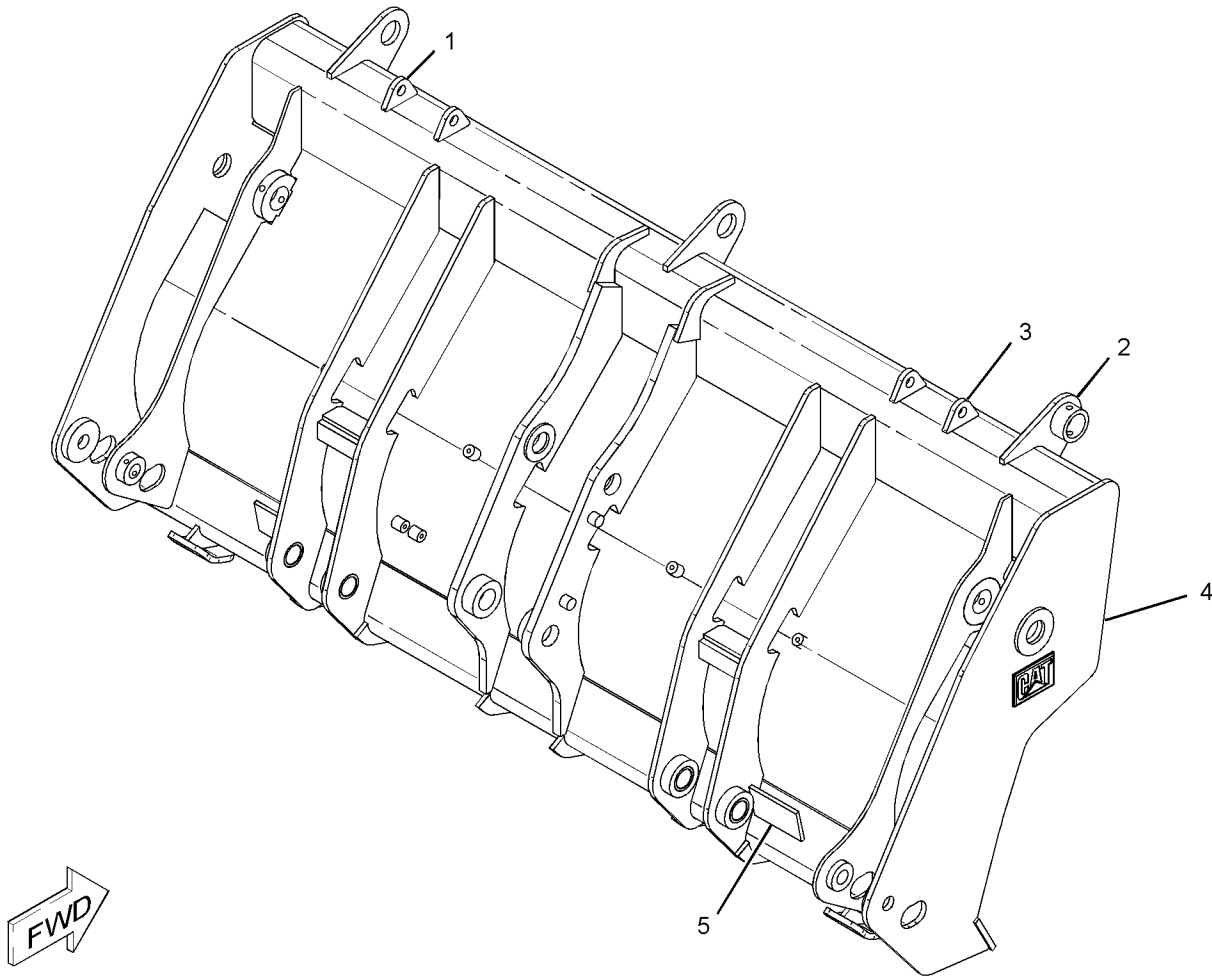
S/N: HLS1-UP

PART OF 216-8801 BUCKET GP-MULTIPURPOSE
FIELD REPLACEMENT FOR 216-8802—PAGE 503
AN ATTACHMENT

SMCS-6050

i02457227

| NOTE | REF NO | GRAPHIC REF | PART NUMBER | QTY | PART NAME | | | | | | SEE PAGE |
|------|--------|-------------|-------------|-----|--------------|---|---|---|---|-------------------|----------|
| | | | | | 1 | 2 | 3 | 4 | 5 | 6 (PRODUCT LEVEL) | |
| | 1 | 1 | 216-8778 | 2 | BRACKET | | | | | | |
| | 2 | 1 | 216-8780 | 1 | BRACKET AS | | | | | | |
| | 3 | 1 | 216-8781 | 4 | BRACKET | | | | | | |
| | 4 | 1 | 216-8802 | 1 | BULLDOZER AS | | | | | | |
| | 5 | 1 | 224-6250 | 2 | PLATE | | | | | | |



GRAPHIC #1

<END>

g01134458

WORK TOOLS

216-8822 BULLDOZER AS (CHG -02 THRU -04)

S/N: HLS1-UP

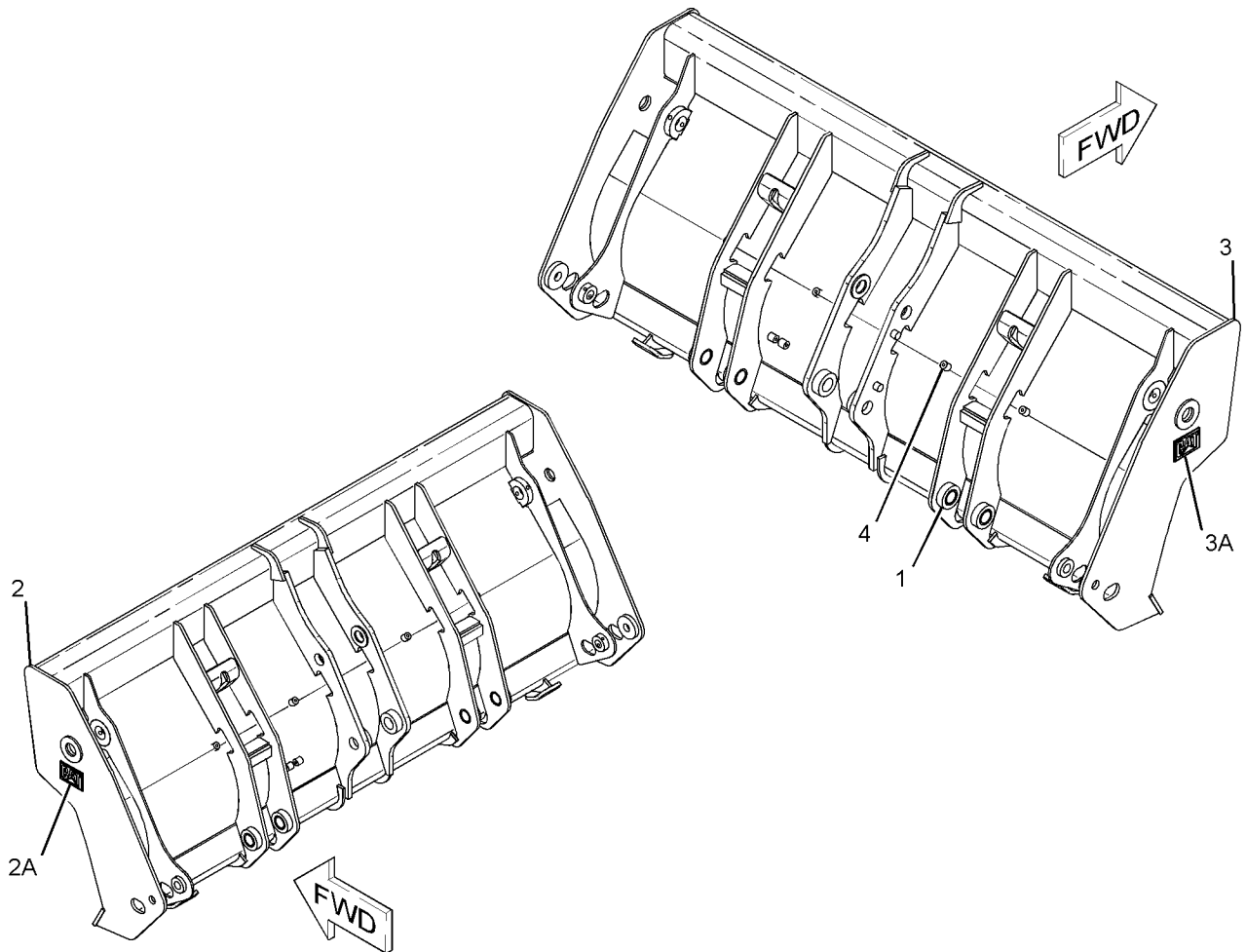
PART OF 216-8820 BUCKET GP-MULTIPURPOSE
FIELD REPLACEMENT ORDER 216-8762-PAGE 502
AN ATTACHMENT

SMCS-6050

i02236782

| NOTE | REF NO | GRAPHIC REF | PART NUMBER | QTY | PART NAME | | | | | | SEE PAGE |
|------|--------|-------------|-------------|-----|----------------------------|---|---|---|---|-------------------|----------|
| | | | | | 1 | 2 | 3 | 4 | 5 | 6 (PRODUCT LEVEL) | |
| | 1 | 1 | 9R-0111 | 4 | BEARING-SLEEVE | | | | | | |
| | 2 | 1 | 216-8794 | 1 | BRACKET AS (LH) | | | | | | |
| | 2A | 1 | 161-4130 | 1 | PLATE-IDENTIFICATION (CAT) | | | | | | |
| | 3 | 1 | 216-8796 | 1 | BRACKET AS (RH) | | | | | | |
| | 3A | 1 | 161-4130 | 1 | PLATE-IDENTIFICATION (CAT) | | | | | | |
| M | 4 | 1 | 9R-5271 | 6 | BOSS (M10X1.5X25-MM) | | | | | | |

M-METRIC PART



GRAPHIC #1

<END>

g01134456

WORK TOOLS

222-7379 COUPLER AR-QUICK-PIN-LOCK (CHG -01)

S/N: HLS1-UP
AN ATTACHMENT

SMCS-6129

i02246220

| NOTE | PART NUMBER | QTY | PART NAME | | | | | | SEE PAGE |
|------|-------------|-----|--------------------------|---|---|---|---|-------------------|----------|
| | | | 1 | 2 | 3 | 4 | 5 | 6 (PRODUCT LEVEL) | |
| Y | 222-7464 | 1 | COUPLER GP-QUICK | | | | | | 509 |
| Y | 216-0928 | 1 | PIN GP-COUPLER (BUCKET) | | | | | | 518 |
| Y | 215-9478 | 1 | PIN GP-COUPLER (MACHINE) | | | | | | 517 |

Y-SEPARATE ILLUSTRATION

<END>

WORK TOOLS

176-6251 COUPLER GP-QUICK-BACKHOE (CHG -03 THRU -05)

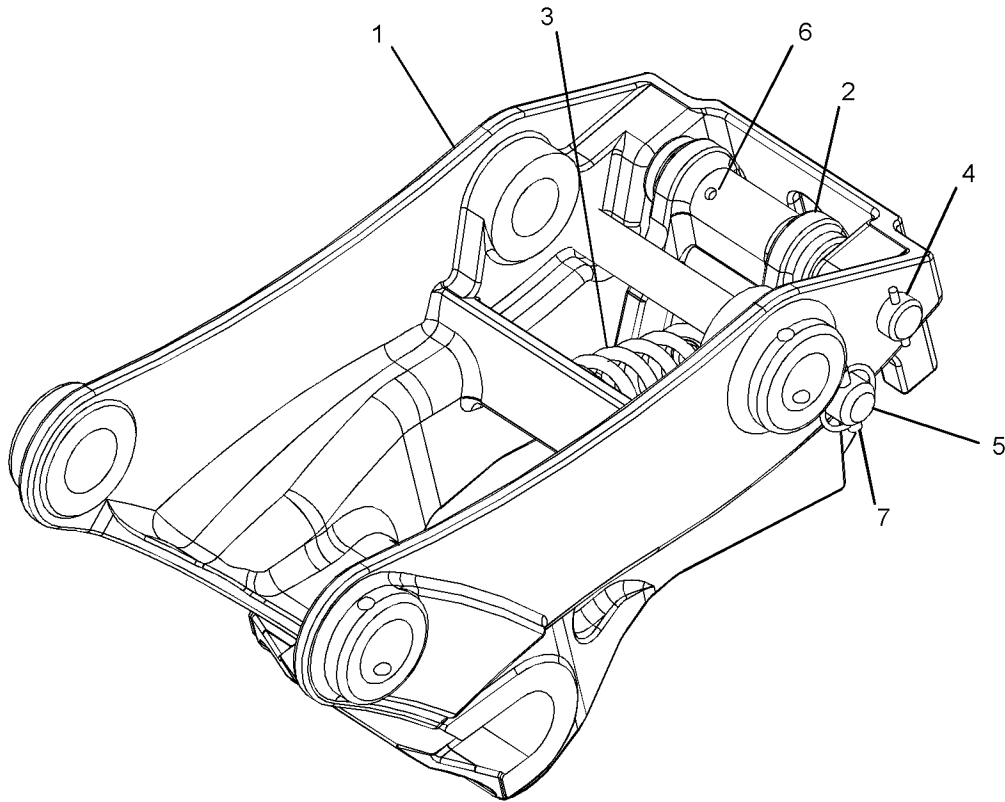
S/N: HLS1-UP

PART OF 178-8850 COUPLER GP-QUICK
AN ATTACHMENT

SMCS-6129

i02379638

| NOTE | REF NO | GRAPHIC REF | PART NUMBER | QTY | PART NAME | | | | | | SEE PAGE |
|---------------|--------|-------------|-------------|-----|-----------------|---|---|---|---|-------------------|----------|
| | | | | | 1 | 2 | 3 | 4 | 5 | 6 (PRODUCT LEVEL) | |
| | 1 | 1 | 176-6252 | 1 | COUPLER | | | | | | |
| | 2 | 1 | 200-5921 | 1 | HOOK | | | | | | |
| | 3 | 1 | 132-3725 | 1 | SPRING | | | | | | |
| | 4 | 1 | 132-3721 | 1 | PIN AS (HOOK) | | | | | | |
| | 5 | 1 | 132-3723 | 1 | LOCK PIN | | | | | | |
| | 6 | 1 | 091-5928 | 1 | FITTING | | | | | | |
| | 7 | 1 | 8T-0144 | 1 | PIN-SPRING | | | | | | |
| | F | | 132-3821 | 1 | LEVER-ACTUATING | | | | | | |
| F - NOT SHOWN | | | | | | | | | | | |



GRAPHIC #1

<END>

g01190808

WORK TOOLS

178-8850 COUPLER GP-QUICK-BACKHOE (CHG -00)

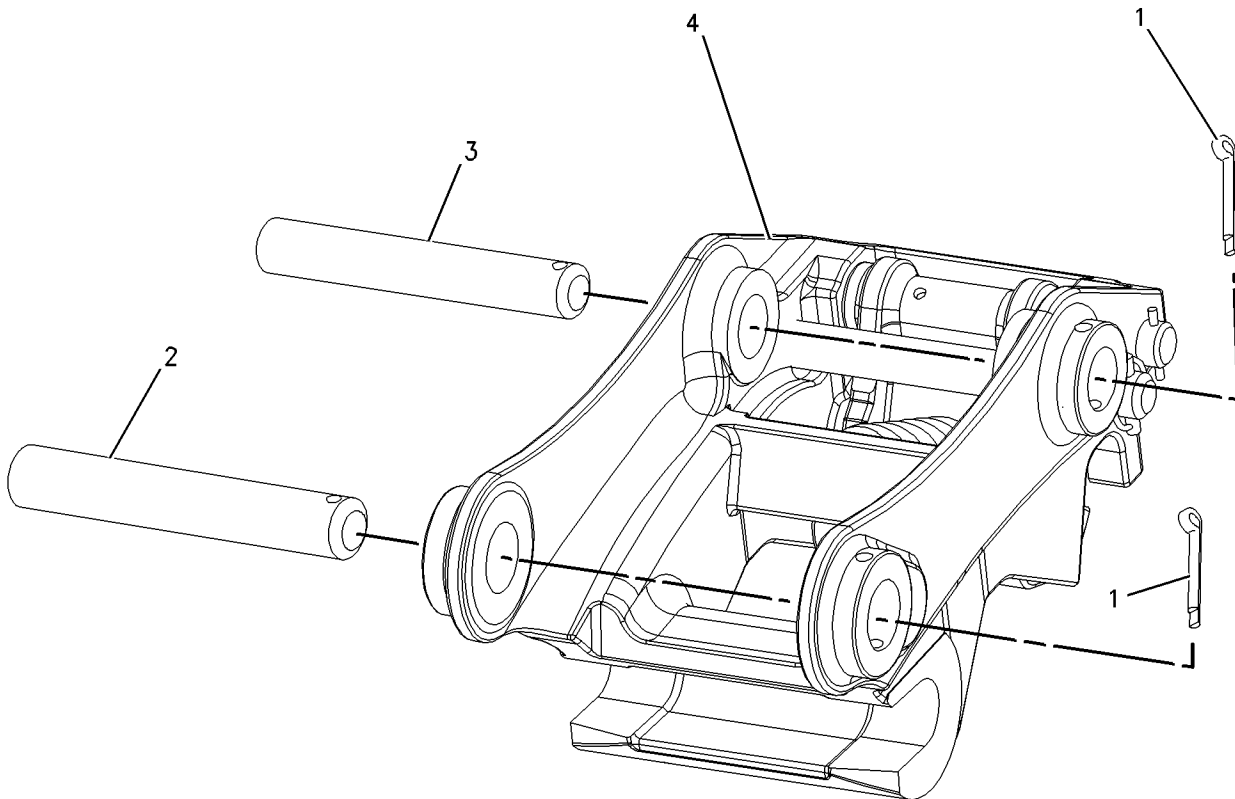
S/N: HLS1-UP
AN ATTACHMENT

SMCS-6129

i02238678

| NOTE | REF NO | GRAPHIC REF | PART NUMBER | QTY | PART NAME | | | | | | SEE PAGE |
|------|--------|-------------|-------------|-----|------------------|---|---|---|---|-------------------|----------|
| | | | | | 1 | 2 | 3 | 4 | 5 | 6 (PRODUCT LEVEL) | |
| | 1 | 1 | 4J-1888 | 2 | PIN-COTTER | | | | | | |
| | 2 | 1 | 132-3777 | 1 | PIN | | | | | | |
| | 3 | 1 | 132-3778 | 1 | PIN | | | | | | |
| Y | 4 | 1 | 176-6251 | 1 | COUPLER GP-QUICK | | | | | | 507 |

Y-SEPARATE ILLUSTRATION



GRAPHIC #1

<END>

g00904540

WORK TOOLS

222-7464 COUPLER GP-QUICK-PIN-LOCK (CHG -02, -03)

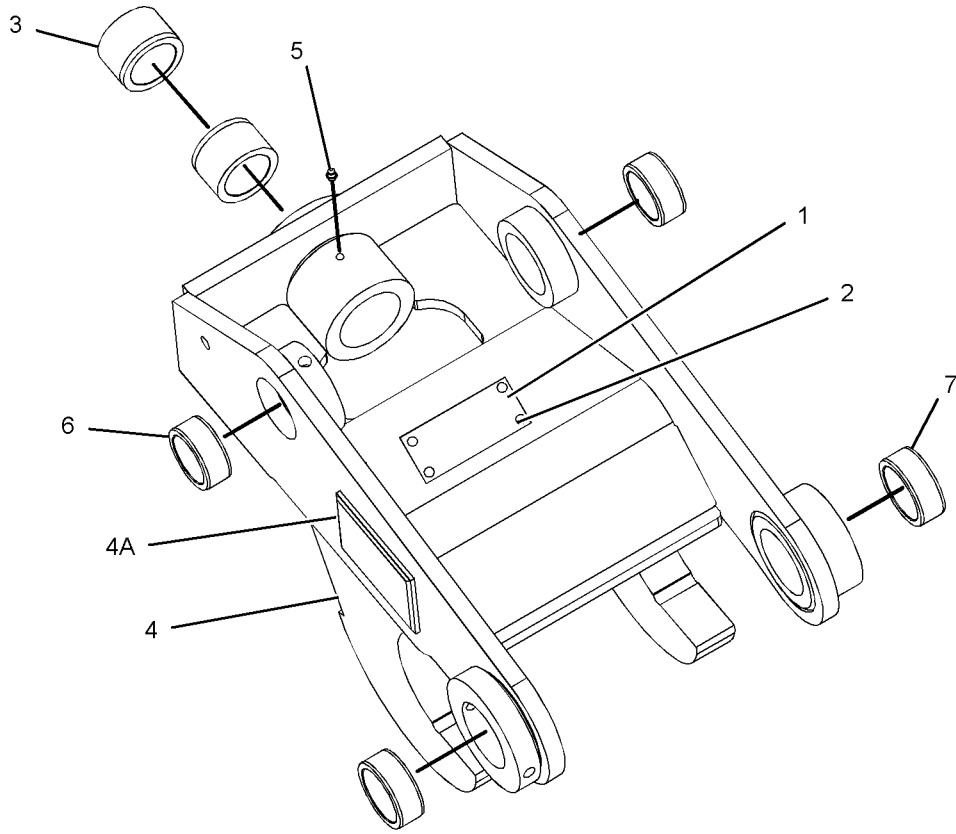
S/N: HLS1-UP

PART OF 222-7379 COUPLER AR-QUICK
AN ATTACHMENT

SMCS-6129

i02409083

| NOTE | REF NO | GRAPHIC REF | PART NUMBER | QTY | PART NAME | | | | | | SEE PAGE |
|------|--------|-------------|-------------|-----|---|---|---|---|---|---|----------|
| | | | | | 1 | 2 | 3 | 4 | 5 | 6 | |
| | 1 | 1 | 154-2704 | 1 | PLATE-INSTRUCTION (BUCKET SPECIFICATIONS) | | | | | | |
| | 2 | 1 | 168-8389 | 4 | TACK-FASTENER | | | | | | |
| | 3 | 1 | 276-1368 | 2 | BEARING-SLEEVE | | | | | | |
| | 4 | 1 | 232-2735 | 1 | COUPLER AS | | | | | | |
| | 4A | 1 | 161-4130 | 2 | PLATE-IDENTIFICATION (CAT) | | | | | | |
| | 5 | 1 | 3B-8489 | 1 | FITTING-GREASE | | | | | | |
| | 6 | 1 | 9R-0320 | 2 | BEARING-SLEEVE | | | | | | |
| | 7 | 1 | 9R-3700 | 2 | BEARING-SLEEVE | | | | | | |



GRAPHIC #1

<END>

g01072399

WORK TOOLS

229-7226 COUPLER GP-QUICK-CAT, CASE (CHG -00)

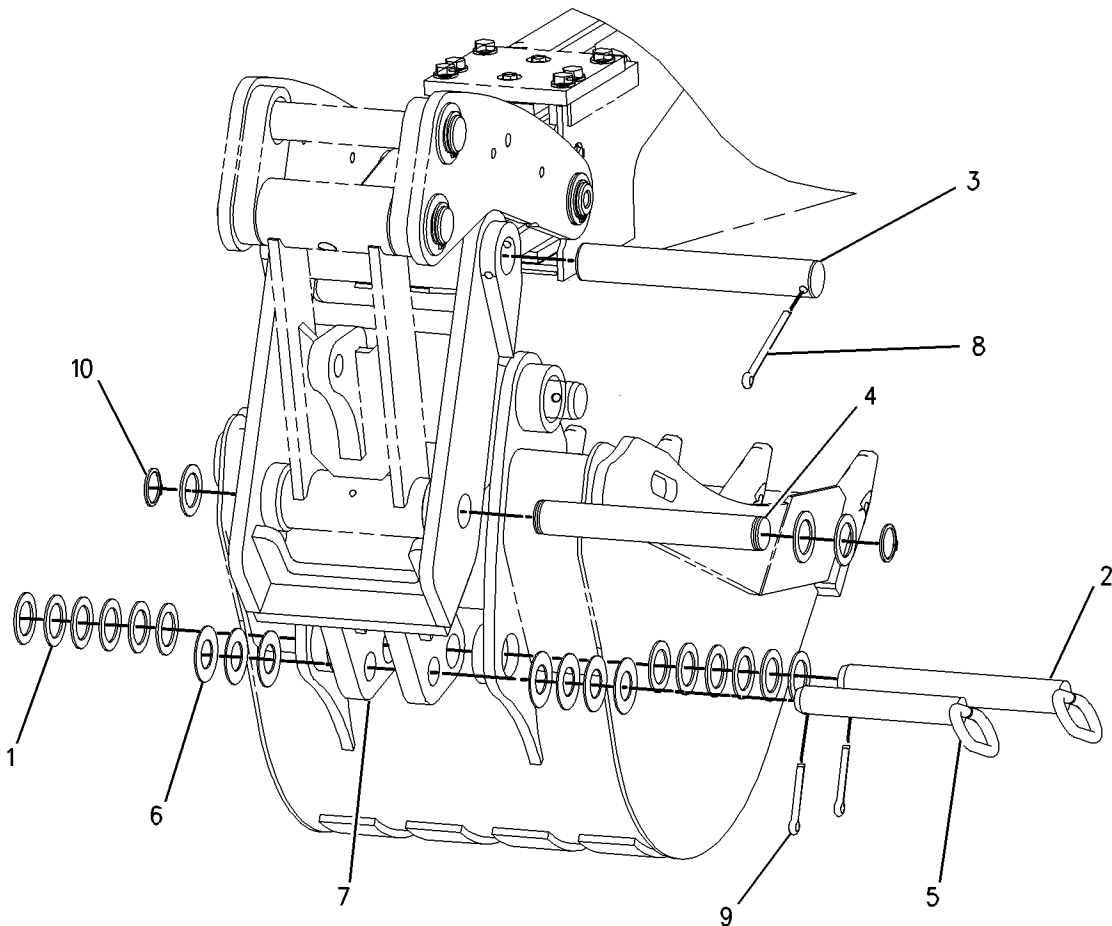
S/N: HLS1-UP
AN ATTACHMENT

SMCS-6129

i01889083

| NOTE | REF NO | GRAPHIC REF | PART NUMBER | QTY | PART NAME | | | | | | SEE PAGE |
|------|--------|-------------|-------------|-----|---|---|---|---|---|-------------------|----------|
| | | | | | 1 | 2 | 3 | 4 | 5 | 6 (PRODUCT LEVEL) | |
| B | 1 | 1 | 9R-0158 | 15 | WASHER (46X69X3-MM THK) | | | | | | |
| | 2 | 1 | 145-8348 | 1 | PIN AS | | | | | | |
| | 3 | 1 | 168-0425 | 1 | PIN | | | | | | |
| | 4 | 1 | 168-0446 | 1 | PIN | | | | | | |
| | 5 | 1 | 168-0475 | 1 | PIN AS | | | | | | |
| B | 6 | 1 | 188-9592 | 7 | WASHER-THRUST (39X75X2.3-MM THK) | | | | | | |
| | 7 | 1 | 229-5535 | 1 | COUPLER AS | | | | | | |
| | | 1 | 154-2704 | 1 | PLATE-INSTRUCTION (BUCKET SPECIFICATIONS) | | | | | | |
| | | 1 | 168-8389 | 4 | TACK-FASTENER | | | | | | |
| | 8 | 1 | 096-1820 | 1 | PIN-COTTER | | | | | | |
| | 9 | 1 | 3B-5319 | 2 | PIN-COTTER | | | | | | |
| | 10 | 1 | 6V-3213 | 2 | RING-RETAINING | | | | | | |

B-USE AS REQUIRED



GRAPHIC #1

<END>

g00981049

WORK TOOLS

229-7227 COUPLER GP-QUICK-CAT, DEERE (CHG -00)

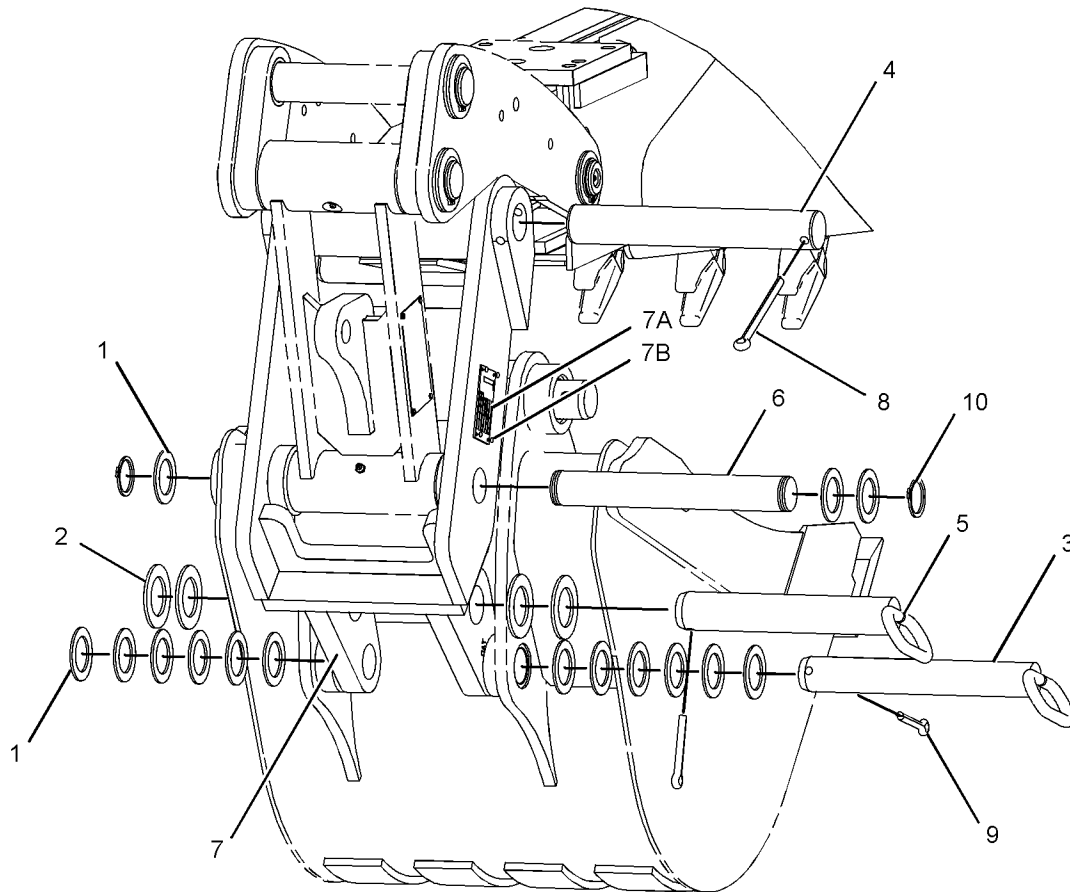
S/N: HLS1-UP
AN ATTACHMENT

SMCS-6129

i01943411

| NOTE | REF NO | GRAPHIC REF | PART NUMBER | QTY | PART NAME | | | | | | SEE PAGE |
|------|--------|-------------|-----------------|-----|---|---|---|---|---|-------------------|----------|
| | | | | | 1 | 2 | 3 | 4 | 5 | 6 (PRODUCT LEVEL) | |
| B | 1 | 1 | 9R-0158 | 15 | WASHER (46X69X3-MM THK) | | | | | | |
| | 2 | 1 | 145-8348 | 1 | PIN AS | | | | | | |
| | 3 | 1 | 168-0425 | 1 | PIN | | | | | | |
| | 4 | 1 | 168-0446 | 1 | PIN | | | | | | |
| | 5 | 1 | 168-0445 | 1 | PIN AS | | | | | | |
| B | 6 | 1 | 9R-1510 | 4 | WASHER (51X82X4-MM THK) | | | | | | |
| | 7 | 1 | 229-8253 | 1 | COUPLER AS | | | | | | |
| | 7A | 1 | 154-2704 | 1 | PLATE-INSTRUCTION (BUCKET SPECIFICATIONS) | | | | | | |
| | 7B | 1 | 168-8389 | 4 | TACK-FASTENER | | | | | | |
| | 8 | 1 | 096-1820 | 1 | PIN-COTTER | | | | | | |
| | 9 | 1 | 3B-5319 | 2 | PIN-COTTER | | | | | | |
| | 10 | 1 | 6V-3213 | 2 | RING-RETAINING | | | | | | |

B-USE AS REQUIRED



GRAPHIC #1

<END>

g01008791

WORK TOOLS

9R-5320 EDGE GP-CUTTING (CHG -02 THRU -05)

S/N: HLS1-UP

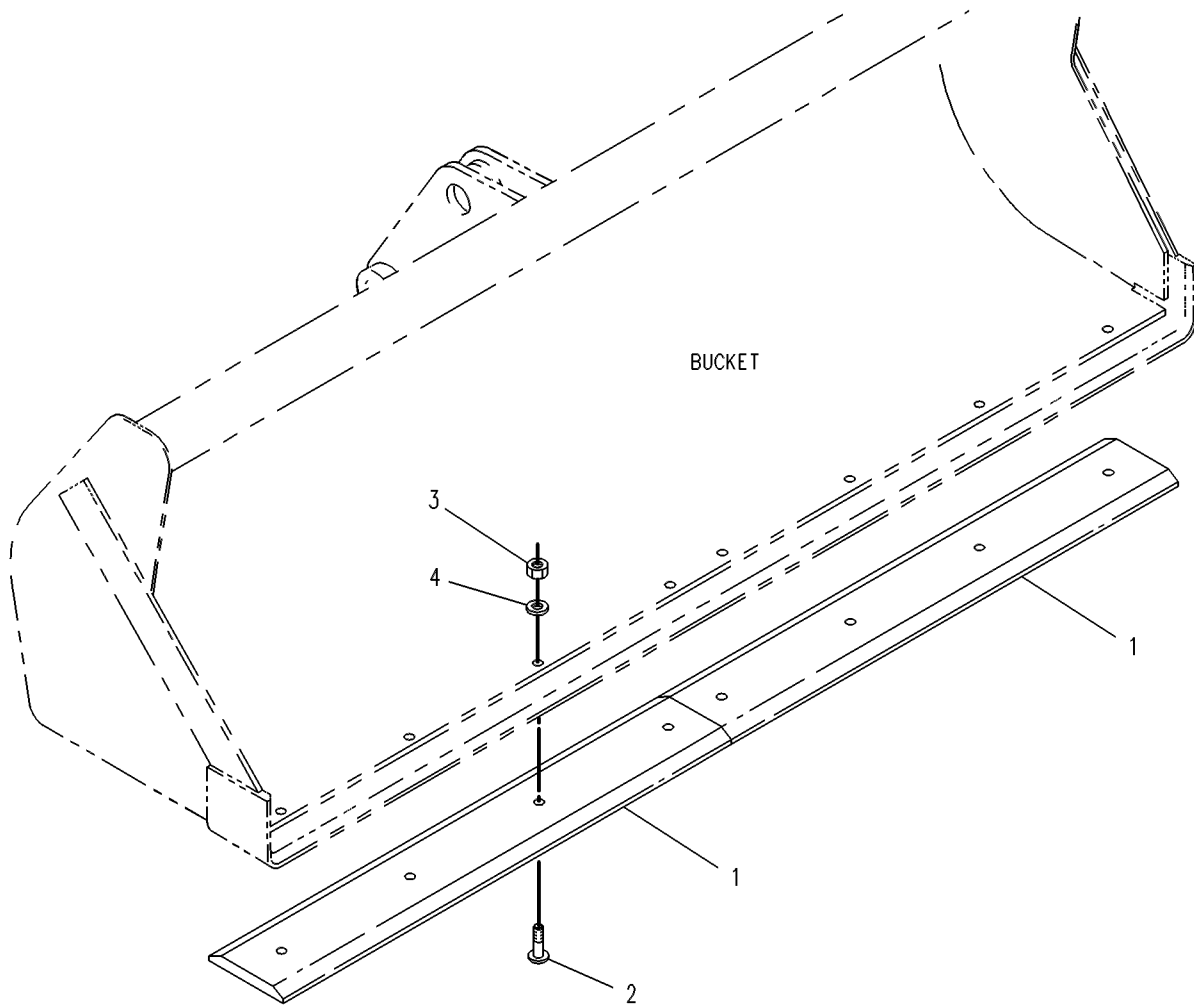
PART OF 232-2686, 232-2688 BUCKET AR-MULTIPURPOSE, 251-1775, 251-1781 BUCKET
GP-GENERAL PURPOSE
AN ATTACHMENT

SMCS-6801

i02238662

| NOTE | REF NO | GRAPHIC REF | PART NUMBER | QTY | PART NAME | | | | | | SEE PAGE |
|------|--------|-------------|-------------|-----|--------------------------------|---|---|---|---|-------------------|----------|
| | | | | | 1 | 2 | 3 | 4 | 5 | 6 (PRODUCT LEVEL) | |
| | 1 | 1 | 118-7110 | 2 | EDGE-CUTTING | | | | | | |
| | 2 | 1 | 4F-3657 | 8 | BOLT-PLOW (5/8-11X2.75-IN) | | | | | | |
| | 3 | 1 | 4K-0367 | 8 | NUT-FULL (5/8-11-THD) | | | | | | |
| M | 4 | 1 | 8T-4122 | 8 | WASHER-HARD (17X32X3.5-MM THK) | | | | | | |

M-METRIC PART



GRAPHIC #1

<END>

g00131376

WORK TOOLS

9R-5321 EDGE GP-CUTTING (CHG -03 THRU -05)

S/N: HLS1-UP

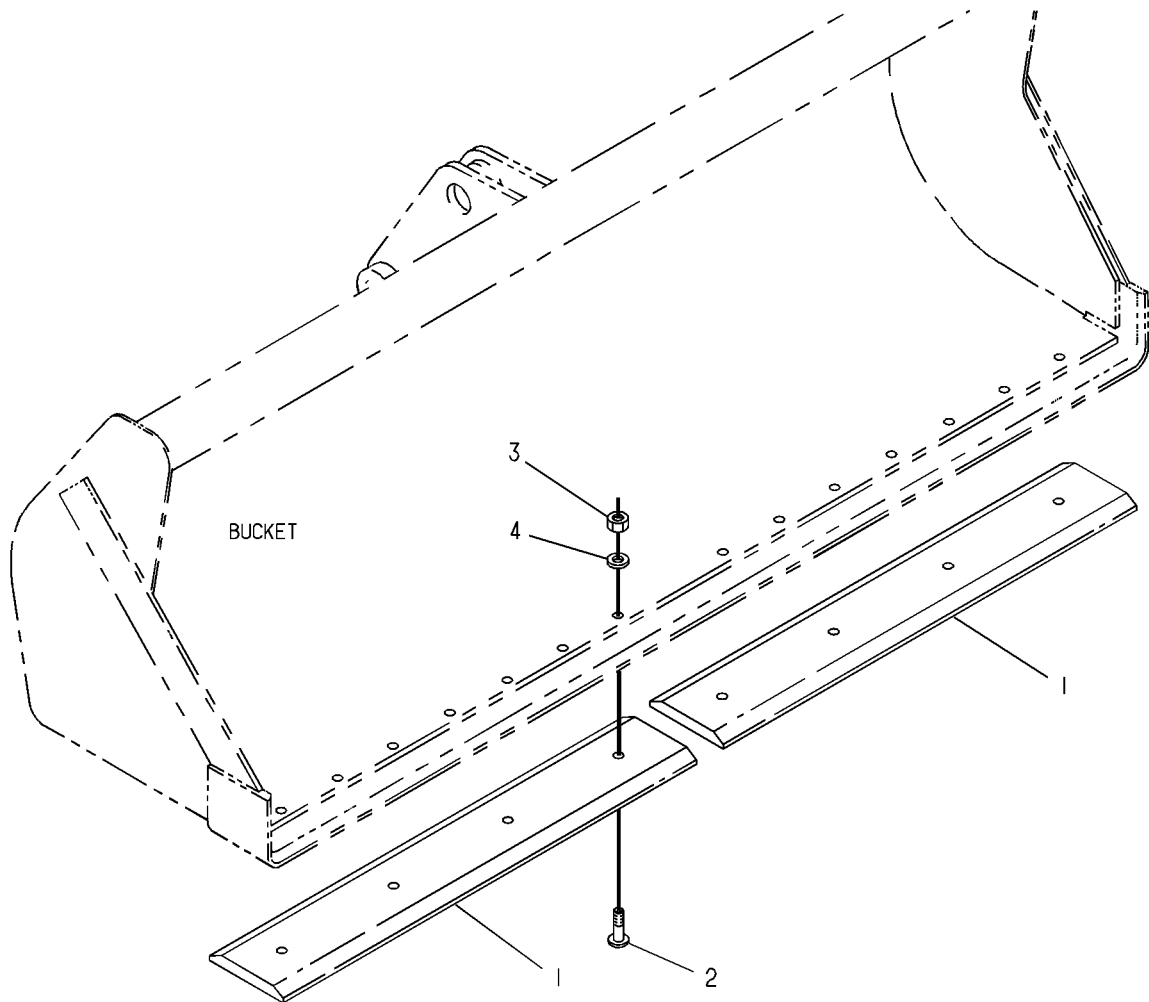
PART OF 232-2681, 232-2683 BUCKET AR-MULTIPURPOSE, 251-1778, 251-1784,
251-1787 BUCKET GP-GENERAL PURPOSE
AN ATTACHMENT

SMCS-6801

i02238663

| NOTE | REF NO | GRAPHIC REF | PART NUMBER | QTY | PART NAME | | | | | | SEE PAGE |
|------|--------|-------------|----------------|-----|--------------------------------|---|---|---|---|-------------------|----------|
| | | | | | 1 | 2 | 3 | 4 | 5 | 6 (PRODUCT LEVEL) | |
| | 1 | 1 | 9W-8215 | 2 | EDGE-CUTTING | | | | | | |
| | 2 | 1 | 3F-5108 | 8 | BOLT-PLOW (5/8-11X2.25-IN) | | | | | | |
| | 3 | 1 | 4K-0367 | 8 | NUT-FULL (5/8-11-THD) | | | | | | |
| M | 4 | 1 | 8T-4122 | 8 | WASHER-HARD (17X32X3.5-MM THK) | | | | | | |

M-METRIC PART



GRAPHIC #1

<END>

g00130834

WORK TOOLS

104-6310 FORK GP (CHG -00, -01)

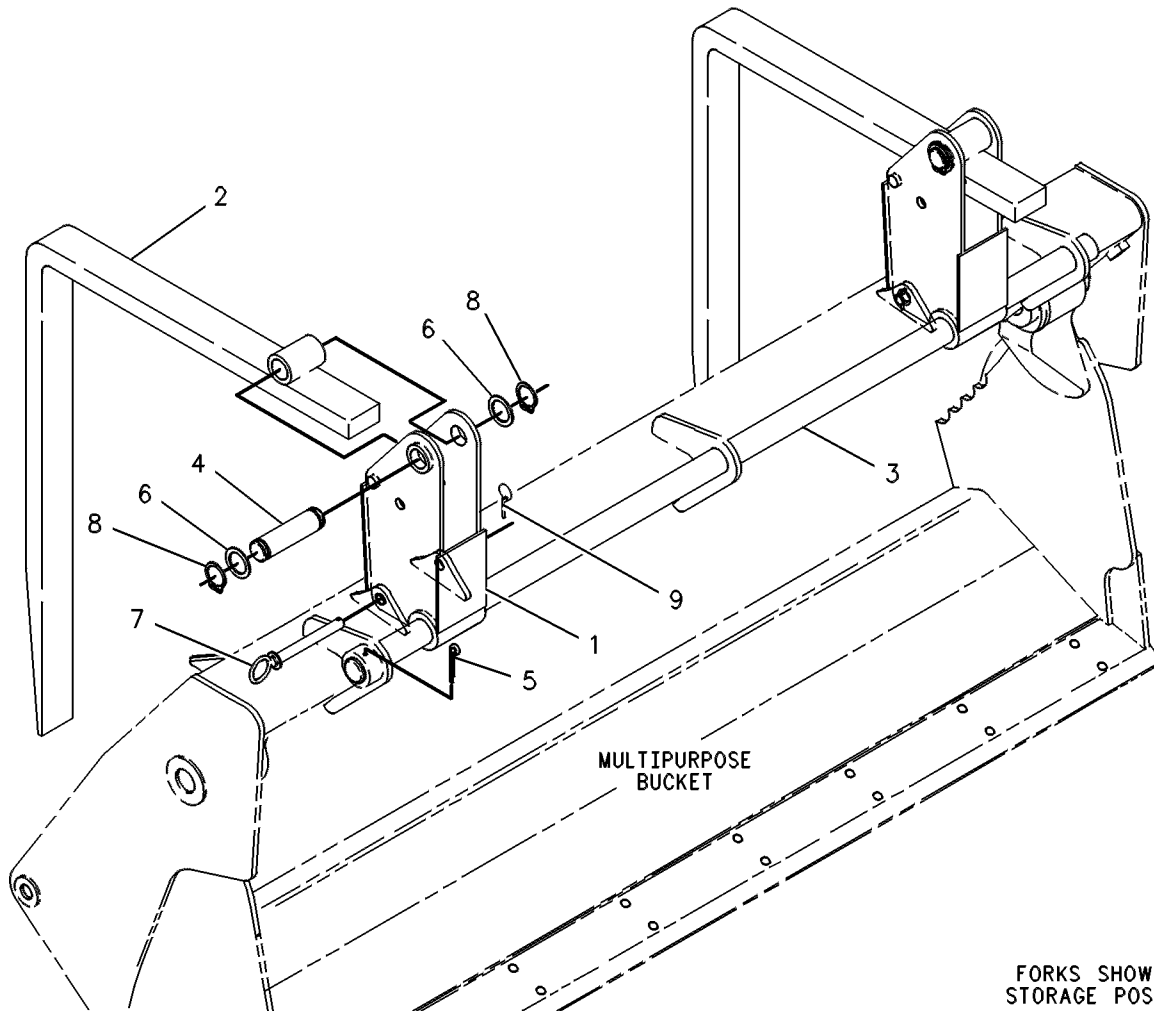
S/N: HLS1-UP

PART OF 232-2685, 232-2690 BUCKET AR-MULTIPURPOSE
AN ATTACHMENT

SMCS-6405

i02238666

| NOTE | REF NO | GRAPHIC REF | PART NUMBER | QTY | PART NAME | | | | | | SEE PAGE |
|------|--------|-------------|-------------|-----|-------------------------|---|---|---|---|-------------------|----------|
| | | | | | 1 | 2 | 3 | 4 | 5 | 6 (PRODUCT LEVEL) | |
| | 1 | 1 | 104-6311 | 2 | BRACKET AS | | | | | | |
| | 2 | 1 | 104-6312 | 2 | FORK AS | | | | | | |
| | 3 | 1 | 104-6316 | 1 | PIN | | | | | | |
| | 4 | 1 | 104-6317 | 2 | PIN | | | | | | |
| | 5 | 1 | 4J-1888 | 1 | PIN-COTTER | | | | | | |
| | 6 | 1 | 9R-0109 | 4 | WASHER (41X64X3-MM THK) | | | | | | |
| | 7 | 1 | 112-1776 | 2 | PIN AS | | | | | | |
| | 8 | 1 | 6V-8144 | 4 | RING-RETAINING | | | | | | |
| | 9 | 1 | 5D-8159 | 2 | PIN AS | | | | | | |



FORKS SHOWN IN
STORAGE POSITION

GRAPHIC #1

<END>

g00131084

WORK TOOLS

270-3203 GUARD GP-WORK TOOL (CHG -00)

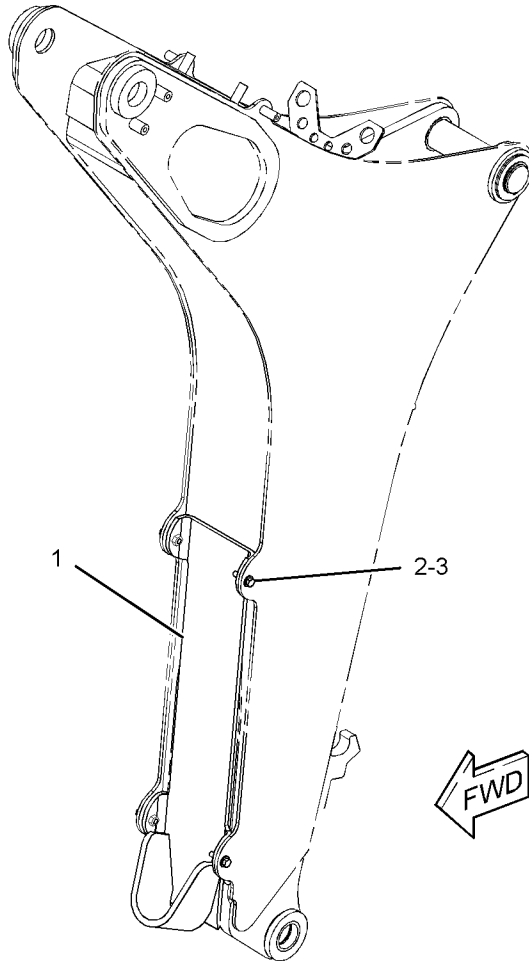
S/N: HLS1-UP
AN ATTACHMENT

SMCS-6700, 6800

i02448683

| NOTE | REF NO | GRAPHIC REF | PART NUMBER | QTY | PART NAME | | | | | | SEE PAGE |
|------|--------|-------------|-------------|-----|----------------------------------|---|---|---|---|-------------------|----------|
| | | | | | 1 | 2 | 3 | 4 | 5 | 6 (PRODUCT LEVEL) | |
| | 1 | 1 | 270-3206 | 1 | PLATE AS | | | | | | |
| M | 2 | 1 | 8T-4184 | 4 | BOLT (M12X1.75X45-MM) | | | | | | |
| | 3 | 1 | 8T-4223 | 16 | WASHER-HARD (13.5X25.5X3-MM THK) | | | | | | |

M-METRIC PART



GRAPHIC #1

<END>

g01230740

WORK TOOLS

178-3593 MOUNTING GP-BUCKET (CHG -00)

S/N: HLS1-UP
QUICK COUPLER-BACKHOE
AN ATTACHMENT

SMCS-6101

i01351210

| NOTE | PART NUMBER | QTY | PART NAME | | | | | | SEE PAGE |
|-------------------|-----------------|-----|-------------------------|---|---|---|---|-------------------|-------------|
| | | | 1 | 2 | 3 | 4 | 5 | 6 (PRODUCT LEVEL) | |
| | 3B-5319 | 4 | PIN-COTTER | | | | | | |
| | 154-5279 | 1 | PIN | | | | | | |
| | 154-5280 | 1 | PIN | | | | | | |
| B | 9R-0158 | 5 | WASHER (46X69X3-MM THK) | | | | | | |
| B | 9R-1510 | 5 | WASHER (51X82X4-MM THK) | | | | | | |
| B-USE AS REQUIRED | | | | | | | | | |

<END>

WORK TOOLS

215-9478 PIN GP-COUPLER-MACHINE (CHG -00 THRU -02)

S/N: HLS1-UP

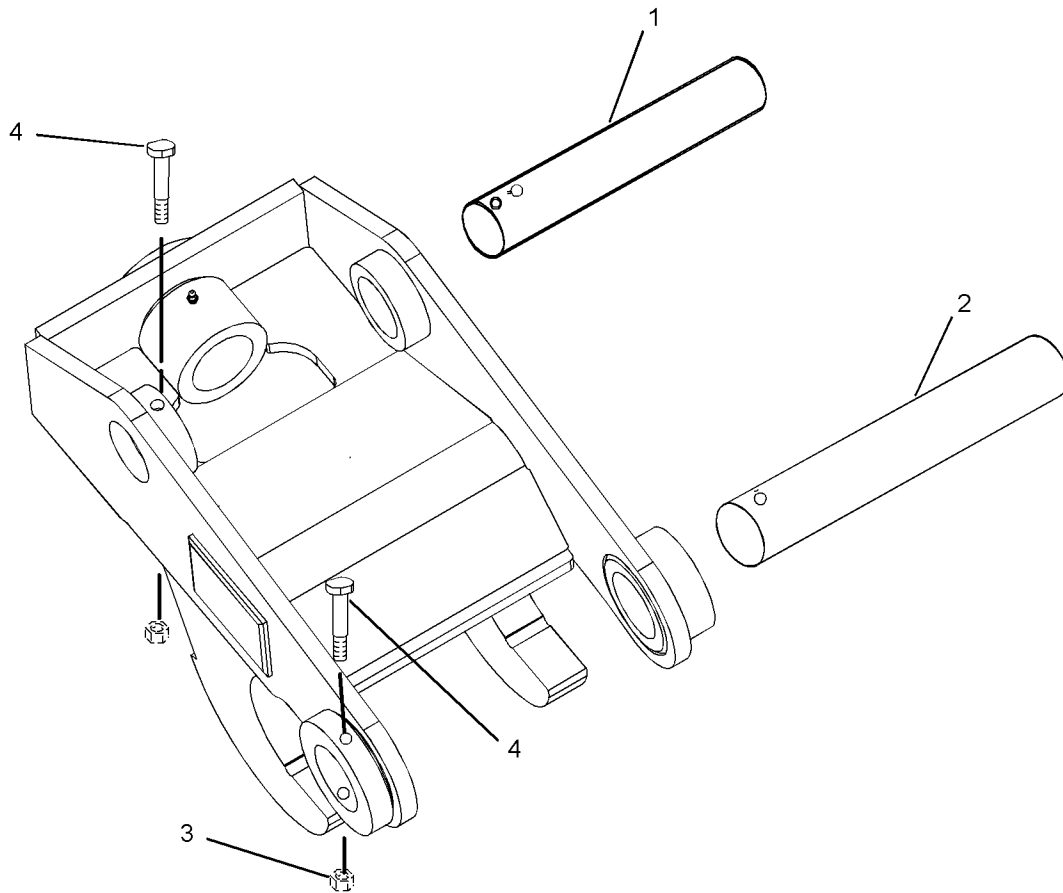
PART OF 222-7379 COUPLER AR-QUICK
AN ATTACHMENT

SMCS-6129

i02445881

| NOTE | REF NO | GRAPHIC REF | PART NUMBER | QTY | PART NAME | | | | | | SEE PAGE |
|------|--------|-------------|-------------|-----|------------------------|---|---|---|---|-------------------|----------|
| | | | | | 1 | 2 | 3 | 4 | 5 | 6 (PRODUCT LEVEL) | |
| | 1 | 1 | 215-3373 | 1 | PIN | | | | | | |
| | 2 | 1 | 168-0425 | 1 | PIN | | | | | | |
| M | 3 | 1 | 6V-7744 | 2 | LOCKNUT (M10X1.15-THD) | | | | | | |
| M | 4 | 1 | 8T-4198 | 2 | BOLT (M10X1.5X100-MM) | | | | | | |

M-METRIC PART



GRAPHIC #1

<END>

g01224240

WORK TOOLS

216-0928 PIN GP-COUPLER-PIN-LOCK (CHG -00, -01)

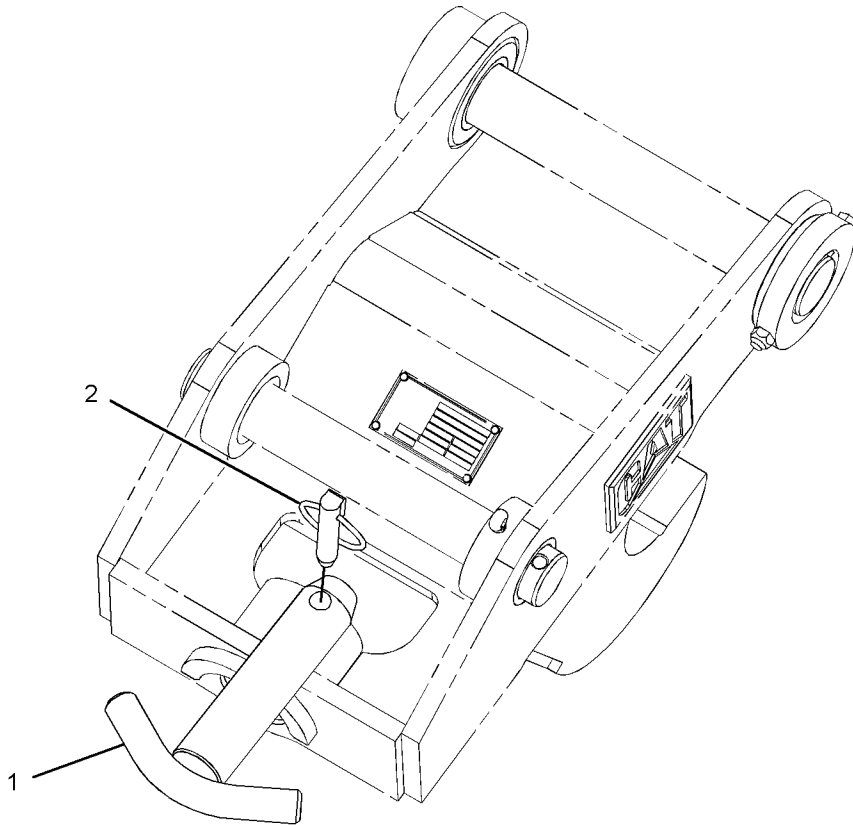
S/N: HLS1-UP

PART OF 222-7379 COUPLER AR-QUICK
AN ATTACHMENT

SMCS-6129

i02445882

| NOTE | REF NO | GRAPHIC REF | PART NUMBER | QTY | PART NAME | | | | | | SEE PAGE |
|------|--------|-------------|-------------|-----|-----------|---|---|---|---|-------------------|----------|
| | | | | | 1 | 2 | 3 | 4 | 5 | 6 (PRODUCT LEVEL) | |
| | 1 | 1 | 222-7411 | 1 | PIN AS | | | | | | |
| | 2 | 1 | 216-3712 | 1 | PIN | | | | | | |



GRAPHIC #1

<END>

g01239833

WORK TOOLS

221-4260 THUMB AR-BACKHOE (CHG -01)

S/N: HLS1-UP

PART OF 224-6232, 224-6233, 224-6234, 224-6235 THUMB AR
AN ATTACHMENT

SMCS-6547

i02208899

| NOTE | PART NUMBER | QTY | PART NAME | | | | | | SEE PAGE |
|-------------------------|-------------|-----|------------------------------|---|---|---|---|-------------------|----------|
| | | | 1 | 2 | 3 | 4 | 5 | 6 (PRODUCT LEVEL) | |
| Y | 221-4265 | 1 | MOUNTING GP-CYLINDER (THUMB) | | | | | | 351 |
| Y | 221-4267 | 1 | THUMB GP | | | | | | 552 |
| Y-SEPARATE ILLUSTRATION | | | | | | | | | |
| <END> | | | | | | | | | |

224-6232 THUMB AR-24-IN, MANUAL (CHG -01)

S/N: HLS1-UP

AN ATTACHMENT

SMCS-6547

i02238733

| NOTE | PART NUMBER | QTY | PART NAME | | | | | | SEE PAGE |
|-------------------------|-------------|-----|----------------------------|---|---|---|---|-------------------|----------|
| | | | 1 | 2 | 3 | 4 | 5 | 6 (PRODUCT LEVEL) | |
| Y | 221-4276 | 1 | LINK GP-THUMB (ADJUSTABLE) | | | | | | 396 |
| Y | 221-4260 | 1 | THUMB AR | | | | | | 519 |
| | 221-4282 | 1 | TINE AS-THUMB (24-IN) | | | | | | |
| Y-SEPARATE ILLUSTRATION | | | | | | | | | |
| <END> | | | | | | | | | |

224-6233 THUMB AR-24-IN, MANUAL, WITH COUPLER (CHG -01)

S/N: HLS1-UP

AN ATTACHMENT

SMCS-6547

i02238735

| NOTE | PART NUMBER | QTY | PART NAME | | | | | | SEE PAGE |
|-------------------------|-------------|-----|----------------------------|---|---|---|---|-------------------|----------|
| | | | 1 | 2 | 3 | 4 | 5 | 6 (PRODUCT LEVEL) | |
| Y | 221-4276 | 1 | LINK GP-THUMB (ADJUSTABLE) | | | | | | 396 |
| Y | 221-4260 | 1 | THUMB AR | | | | | | 519 |
| | 221-4283 | 1 | TINE AS-THUMB (24-IN) | | | | | | |
| Y-SEPARATE ILLUSTRATION | | | | | | | | | |
| <END> | | | | | | | | | |

WORK TOOLS

224-6234 THUMB AR-24-IN, ROCK, MANUAL (CHG -01)

S/N: HLS1-UP
AN ATTACHMENT

SMCS-6547

i02238854

| NOTE | PART NUMBER | QTY | PART NAME | | | | | | SEE PAGE |
|-------------------------|-------------|-----|-----------------------------|---|---|---|---|-------------------|----------|
| | | | 1 | 2 | 3 | 4 | 5 | 6 (PRODUCT LEVEL) | |
| Y | 221-4276 | 1 | LINK GP-THUMB (ADJUSTABLE) | | | | | | 396 |
| Y | 221-4260 | 1 | THUMB AR | | | | | | 519 |
| | 221-4284 | 1 | TINE AS-THUMB (24-IN, ROCK) | | | | | | |
| Y-SEPARATE ILLUSTRATION | | | | | | | | | |
| <END> | | | | | | | | | |

224-6235 THUMB AR-24-IN, ROCK, MANUAL, WITH COUPLER (CHG -01)

S/N: HLS1-UP
AN ATTACHMENT

SMCS-6547

i02238853

| NOTE | PART NUMBER | QTY | PART NAME | | | | | | SEE PAGE |
|-------------------------|-------------|-----|-----------------------------|---|---|---|---|-------------------|----------|
| | | | 1 | 2 | 3 | 4 | 5 | 6 (PRODUCT LEVEL) | |
| Y | 221-4276 | 1 | LINK GP-THUMB (ADJUSTABLE) | | | | | | 396 |
| Y | 221-4260 | 1 | THUMB AR | | | | | | 519 |
| | 221-4285 | 1 | TINE AS-THUMB (24-IN, ROCK) | | | | | | |
| Y-SEPARATE ILLUSTRATION | | | | | | | | | |
| <END> | | | | | | | | | |

WORK TOOLS

271-3024 THUMB AR-24-IN, HYD, HEAVY-DUTY (CHG -00, -01)

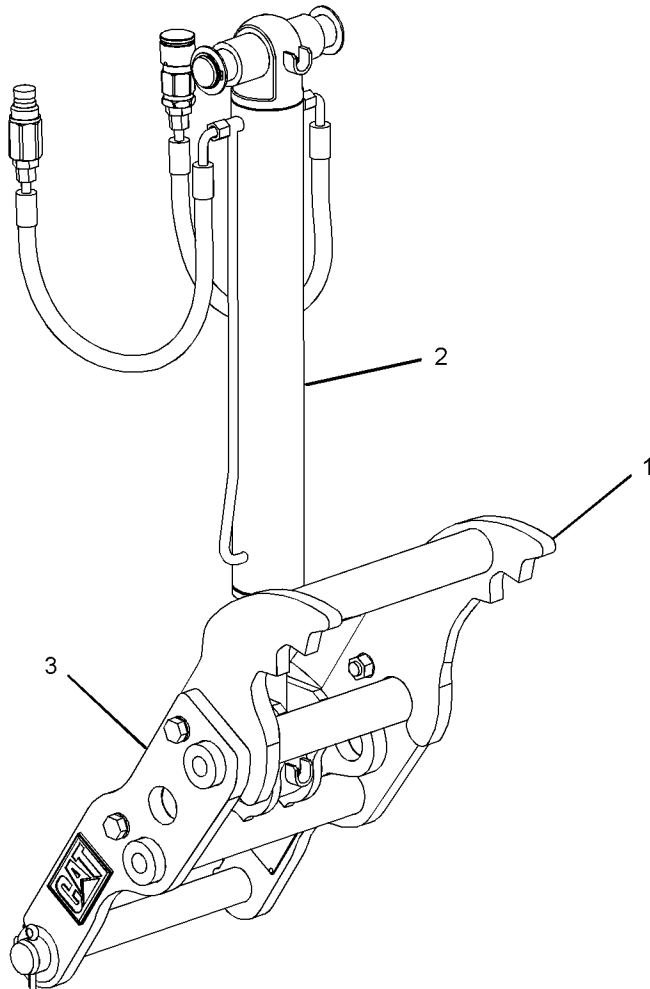
S/N: HLS1-UP
AN ATTACHMENT

SMCS-6547

i02449262

| NOTE | REF NO | GRAPHIC REF | PART NUMBER | QTY | PART NAME | | | | | | SEE PAGE |
|------|--------|-------------|-------------|-----|---------------------------|---|---|---|---|-------------------|----------|
| | | | | | 1 | 2 | 3 | 4 | 5 | 6 (PRODUCT LEVEL) | |
| | 1 | 1 | 221-4282 | 1 | TINE AS-THUMB (24-IN) | | | | | | |
| Y | 2 | 1 | 224-6237 | 1 | CYLINDER & LINES GP-THUMB | | | | | | 259 |
| Y | 3 | 1 | 271-3023 | 1 | THUMB GP | | | | | | 553 |

Y-SEPARATE ILLUSTRATION



GRAPHIC #1

<END>

g01234163

WORK TOOLS

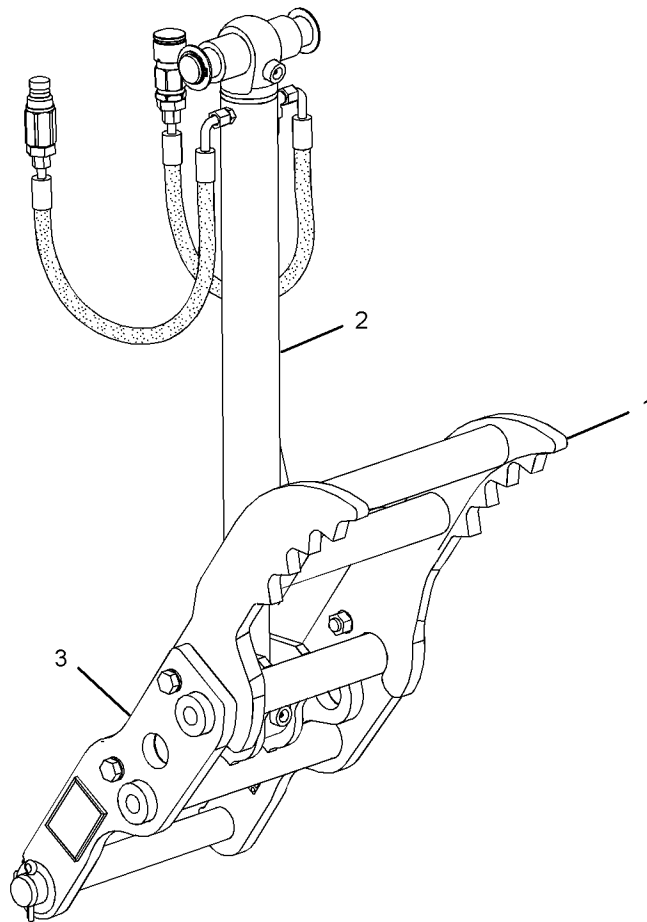
271-3025 THUMB AR-24-IN, HYD, HEAVY-DUTY, WITH COUPLER
 (CHG -00, -01)
 S/N: HLS1-UP
 AN ATTACHMENT

SMCS-6547

i02449274

| NOTE | REF NO | GRAPHIC REF | PART NUMBER | QTY | PART NAME | SEE PAGE |
|------|--------|-------------|-------------|-----|-----------------------------|----------|
| | | | | | 1 2 3 4 5 6 (PRODUCT LEVEL) | |
| | 1 | 1 | 221-4283 | 1 | TINE AS-THUMB (24-IN) | |
| Y | 2 | 1 | 224-6237 | 1 | CYLINDER & LINES GP-THUMB | 259 |
| Y | 3 | 1 | 271-3023 | 1 | THUMB GP | 553 |

Y-SEPARATE ILLUSTRATION



GRAPHIC #1

<END>

g01234133

WORK TOOLS

271-3026 THUMB AR-24-IN, HYD, ROCK (CHG -00, -01)

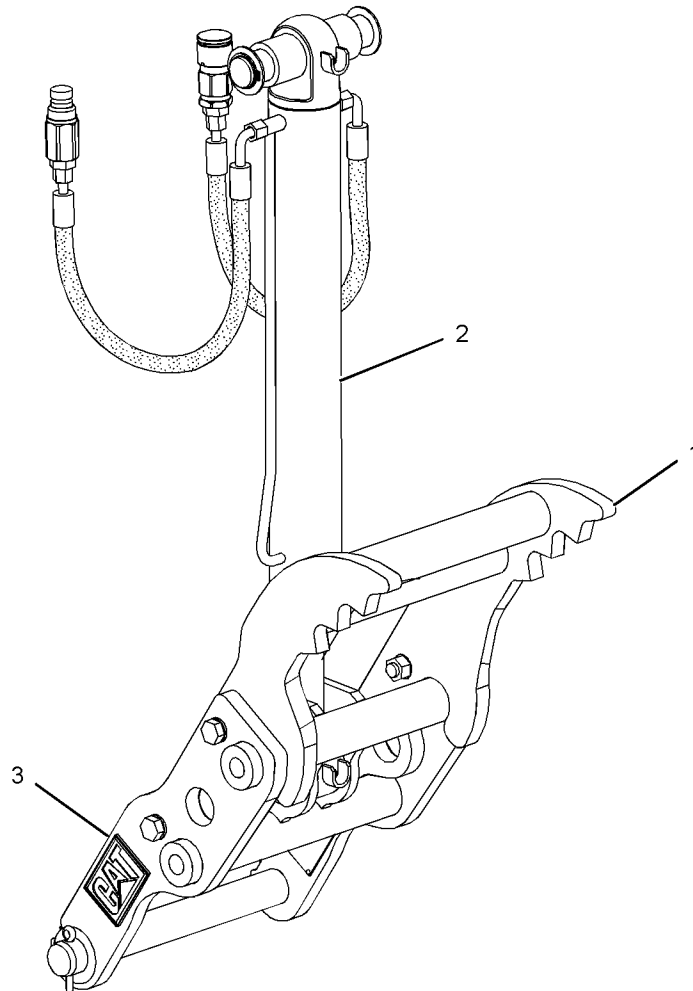
S/N: HLS1-UP
AN ATTACHMENT

SMCS-6547

i02449275

| NOTE | REF NO | GRAPHIC REF | PART NUMBER | QTY | PART NAME | | | | | | SEE PAGE |
|------|--------|-------------|-------------|-----|-----------------------------|---|---|---|---|-------------------|----------|
| | | | | | 1 | 2 | 3 | 4 | 5 | 6 (PRODUCT LEVEL) | |
| | 1 | 1 | 221-4284 | 1 | TINE AS-THUMB (24-IN, ROCK) | | | | | | |
| Y | 2 | 1 | 224-6237 | 1 | CYLINDER & LINES GP-THUMB | | | | | | 259 |
| Y | 3 | 1 | 271-3023 | 1 | THUMB GP | | | | | | 553 |

Y-SEPARATE ILLUSTRATION



GRAPHIC #1

<END>

g01232061

WORK TOOLS

271-3027 THUMB AR-24-IN, MAN, ROCK, WITH COUPLER (CHG -00, -01)

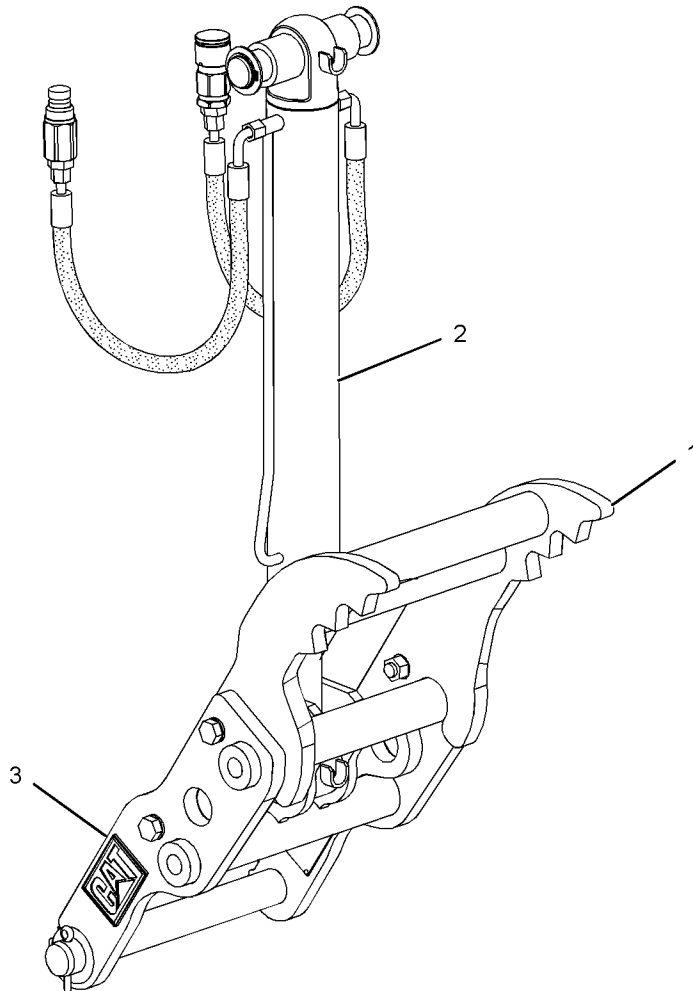
S/N: HLS1-UP
AN ATTACHMENT

SMCS-6547

i02449276

| NOTE | REF NO | GRAPHIC REF | PART NUMBER | QTY | PART NAME | | | | | | SEE PAGE |
|------|--------|-------------|-------------|-----|-----------------------------|---|---|---|---|-------------------|----------|
| | | | | | 1 | 2 | 3 | 4 | 5 | 6 (PRODUCT LEVEL) | |
| | 1 | 1 | 221-4285 | 1 | TINE AS-THUMB (24-IN, ROCK) | | | | | | |
| Y | 2 | 1 | 224-6237 | 1 | CYLINDER & LINES GP-THUMB | | | | | | 259 |
| Y | 3 | 1 | 271-3023 | 1 | THUMB GP | | | | | | 553 |

Y-SEPARATE ILLUSTRATION



GRAPHIC #1

<END>

g01232061

WORK TOOLS

271-3028 THUMB AR-24-IN, MAN, HEAVY-DUTY (CHG -00, -01)

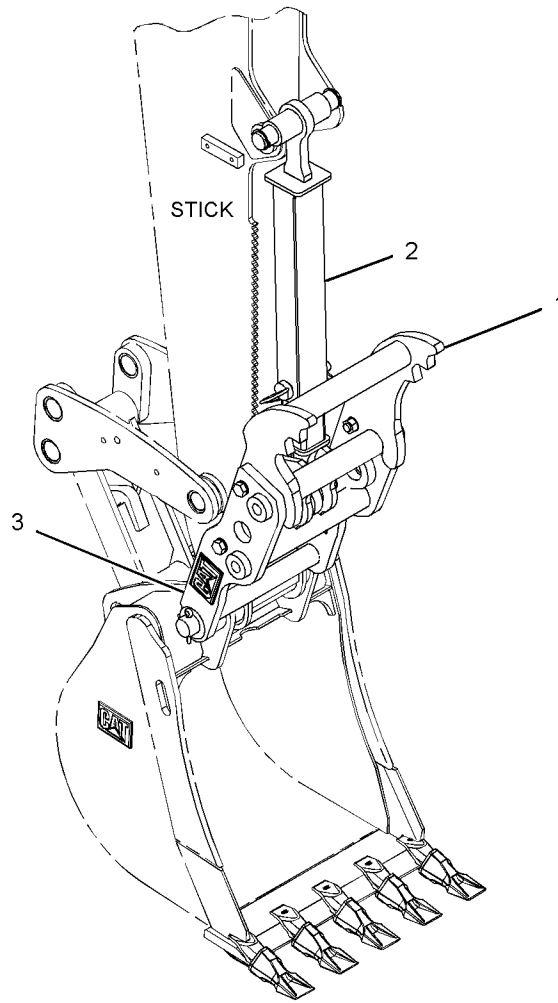
S/N: HLS1-UP
AN ATTACHMENT

SMCS-6547

i02449282

| NOTE | REF NO | GRAPHIC REF | PART NUMBER | QTY | PART NAME | | | | | | SEE PAGE |
|------|--------|-------------|-------------|-----|-----------------------|---|---|---|---|-------------------|----------|
| | | | | | 1 | 2 | 3 | 4 | 5 | 6 (PRODUCT LEVEL) | |
| | 1 | 1 | 221-4282 | 1 | TINE AS-THUMB (24-IN) | | | | | | |
| | 2 | 1 | 263-8576 | 1 | LINK GP-THUMB | | | | | | |
| | | 1 | 221-4272 | 1 | LINK AS | | | | | | |
| | | 1 | 224-4527 | 1 | PIN AS | | | | | | |
| | | 1 | 263-8575 | 1 | LINK AS | | | | | | |
| Y | 3 | 1 | 271-3023 | 1 | THUMB GP | | | | | | 553 |

Y-SEPARATE ILLUSTRATION



GRAPHIC #1

<END>

g01230547

WORK TOOLS

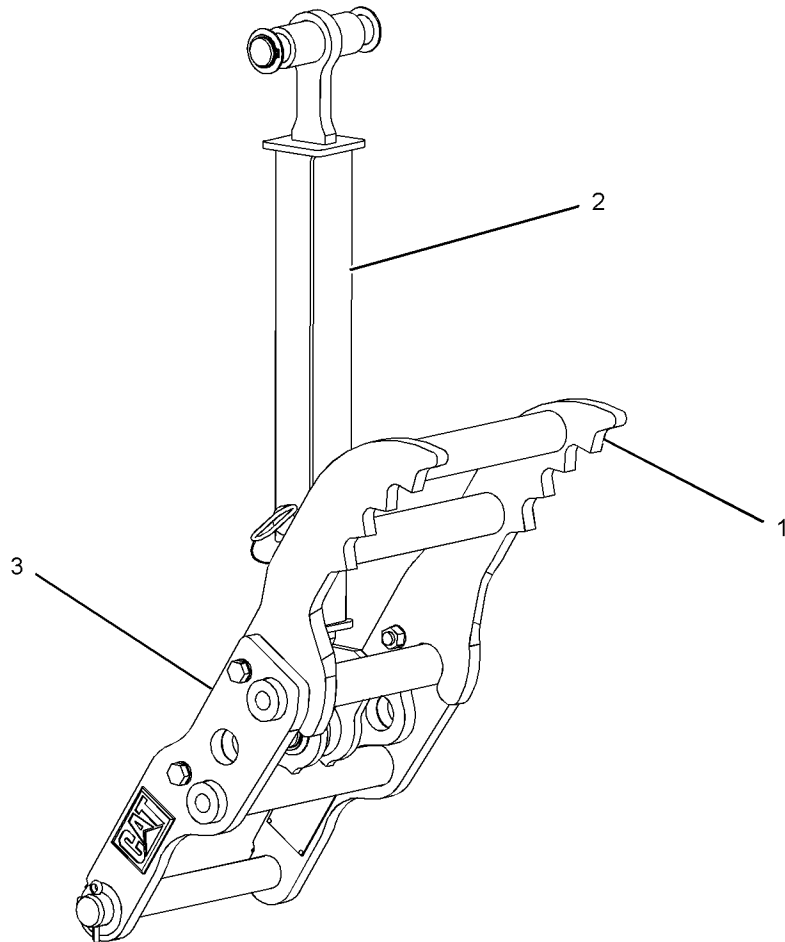
271-3029 THUMB AR-24-IN, MAN, HEAVY-DUTY, WITH COUPLER (CHG -00, -01) S/N: HLS1-UP AN ATTACHMENT

SMCS-6547

i02449283

| NOTE | REF NO | GRAPHIC REF | PART NUMBER | QTY | PART NAME | | | | | | SEE PAGE |
|------|--------|-------------|-------------|-----|-----------------------|---|---|---|---|-------------------|----------|
| | | | | | 1 | 2 | 3 | 4 | 5 | 6 (PRODUCT LEVEL) | |
| | 1 | 1 | 221-4283 | 1 | TINE AS-THUMB (24-IN) | | | | | | |
| | 2 | 1 | 263-8576 | 1 | LINK GP-THUMB | | | | | | |
| | | 1 | 221-4272 | 1 | LINK AS | | | | | | |
| | | 1 | 224-4527 | 1 | PIN AS | | | | | | |
| | | 1 | 263-8575 | 1 | LINK AS | | | | | | |
| Y | 3 | 1 | 271-3023 | 1 | THUMB GP | | | | | | 553 |

Y-SEPARATE ILLUSTRATION



GRAPHIC #1

<END>

g01230639

WORK TOOLS

271-3030 THUMB AR-24-IN, MAN, ROCK (CHG -00, -01)

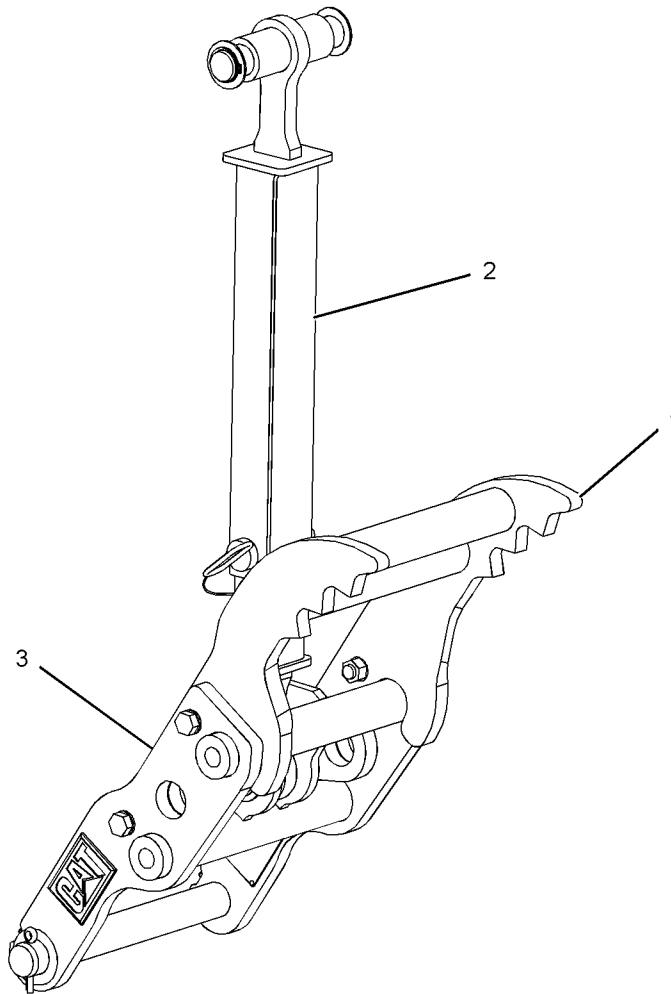
S/N: HLS1-UP
AN ATTACHMENT

SMCS-6547

i02449281

| NOTE | REF NO | GRAPHIC REF | PART NUMBER | QTY | PART NAME | | | | | | SEE PAGE |
|------|--------|-------------|-----------------|-----|-----------------------------|---|---|---|---|-------------------|----------|
| | | | | | 1 | 2 | 3 | 4 | 5 | 6 (PRODUCT LEVEL) | |
| | 1 | 1 | 221-4284 | 1 | TINE AS-THUMB (24-IN, ROCK) | | | | | | |
| | 2 | 1 | 263-8576 | 1 | LINK GP-THUMB | | | | | | |
| | | 1 | 221-4272 | 1 | LINK AS | | | | | | |
| | | 1 | 224-4527 | 1 | PIN AS | | | | | | |
| | | 1 | 263-8575 | 1 | LINK AS | | | | | | |
| Y | 3 | 1 | 271-3023 | 1 | THUMB GP | | | | | | 553 |

Y-SEPARATE ILLUSTRATION



GRAPHIC #1

<END>

g01232067

WORK TOOLS

271-3031 THUMB AR-24-IN, MAN, ROCK, WITH COUPLER (CHG -00, -01)

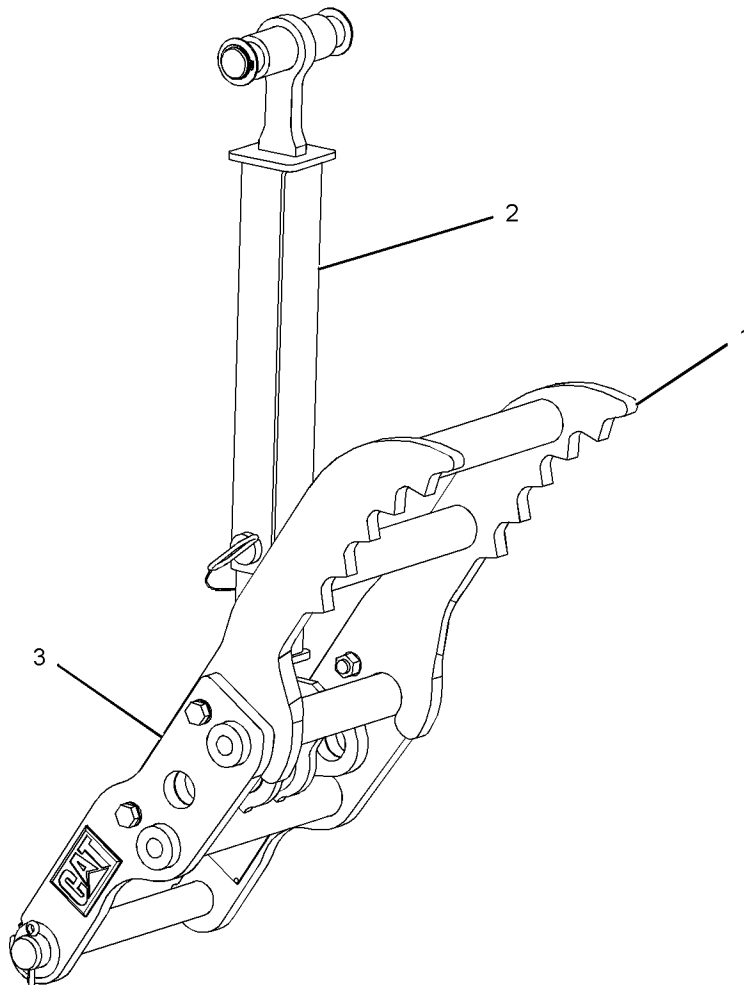
S/N: HLS1-UP
AN ATTACHMENT

SMCS-6547

i02449279

| NOTE | REF NO | GRAPHIC REF | PART NUMBER | QTY | PART NAME | | | | | | SEE PAGE |
|------|--------|-------------|-------------|-----|-----------------------------|---|---|---|---|-------------------|----------|
| | | | | | 1 | 2 | 3 | 4 | 5 | 6 (PRODUCT LEVEL) | |
| | 1 | 1 | 221-4285 | 1 | TINE AS-THUMB (24-IN, ROCK) | | | | | | |
| | 2 | 1 | 263-8576 | 1 | LINK GP-THUMB | | | | | | |
| | | 1 | 221-4272 | 1 | LINK AS | | | | | | |
| | | 1 | 224-4527 | 1 | PIN AS | | | | | | |
| | | 1 | 263-8575 | 1 | LINK AS | | | | | | |
| Y | 3 | 1 | 271-3023 | 1 | THUMB GP | | | | | | 553 |

Y-SEPARATE ILLUSTRATION



GRAPHIC #1

<END>

g01232083

WORK TOOLS

282-0865 THUMB AR-30-IN, HYD, WITH COUPLER (CHG -00)

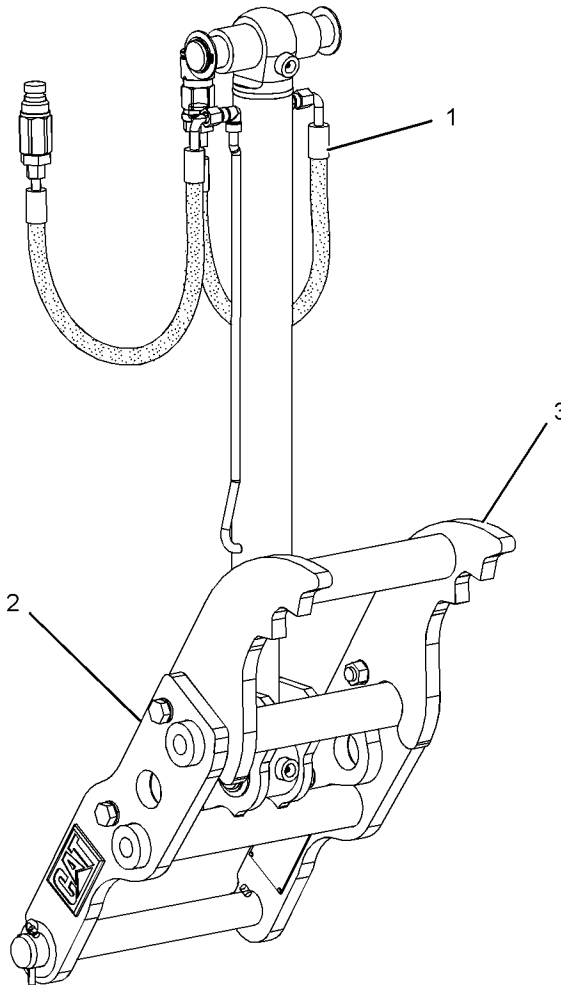
S/N: HLS1-UP
AN ATTACHMENT

SMCS-6547

i02449314

| NOTE | REF NO | GRAPHIC REF | PART NUMBER | QTY | PART NAME | | | | | | SEE PAGE |
|------|--------|-------------|-------------|-----|---------------------------|---|---|---|---|-------------------|----------|
| | | | | | 1 | 2 | 3 | 4 | 5 | 6 (PRODUCT LEVEL) | |
| Y | 1 | 1 | 224-6237 | 1 | CYLINDER & LINES GP-THUMB | | | | | | 259 |
| Y | 2 | 1 | 271-3023 | 1 | THUMB GP | | | | | | 553 |
| | 3 | 1 | 281-6711 | 1 | TINE AS-THUMB (30-IN) | | | | | | |

Y-SEPARATE ILLUSTRATION



GRAPHIC #1

<END>

g01232062

WORK TOOLS

282-0866 THUMB AR-36-IN, HYD, WITH COUPLER (CHG -00)

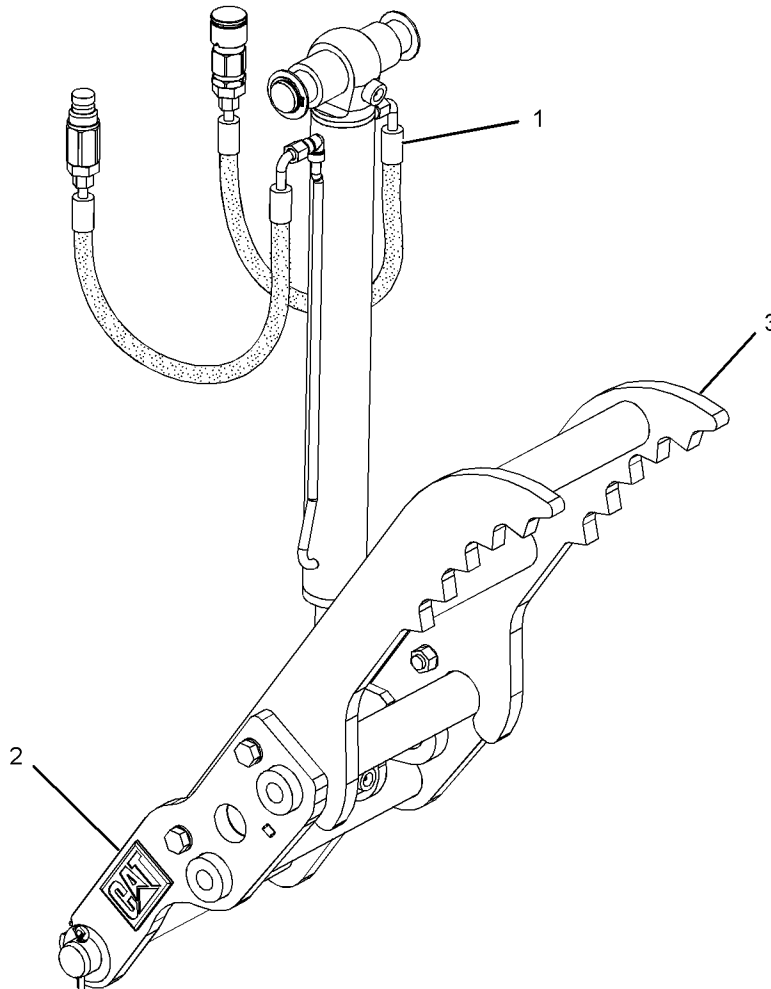
S/N: HLS1-UP
AN ATTACHMENT

SMCS-6547

i02449328

| NOTE | REF NO | GRAPHIC REF | PART NUMBER | QTY | PART NAME | | | | | | SEE PAGE |
|------|--------|-------------|-------------|-----|---------------------------|---|---|---|---|-------------------|----------|
| | | | | | 1 | 2 | 3 | 4 | 5 | 6 (PRODUCT LEVEL) | |
| Y | 1 | 1 | 224-6237 | 1 | CYLINDER & LINES GP-THUMB | | | | | | 259 |
| Y | 2 | 1 | 271-3023 | 1 | THUMB GP | | | | | | 553 |
| | 3 | 1 | 281-6714 | 1 | TINE AS-THUMB | | | | | | |

Y-SEPARATE ILLUSTRATION



GRAPHIC #1

<END>

g01232063

WORK TOOLS

282-0887 THUMB AR-30-IN, HYD, HEAVY-DUTY (CHG -00)

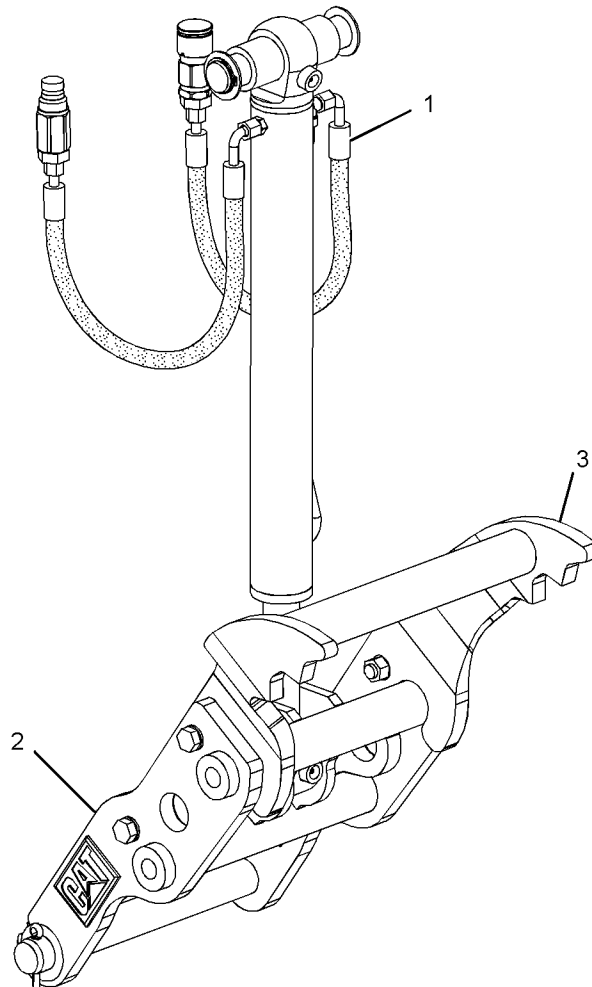
S/N: HLS1-UP
AN ATTACHMENT

SMCS-6547

i02449320

| NOTE | REF NO | GRAPHIC REF | PART NUMBER | QTY | PART NAME | | | | | | SEE PAGE |
|------|--------|-------------|-------------|-----|---------------------------|---|---|---|---|-------------------|----------|
| | | | | | 1 | 2 | 3 | 4 | 5 | 6 (PRODUCT LEVEL) | |
| Y | 1 | 1 | 224-6237 | 1 | CYLINDER & LINES GP-THUMB | | | | | | 259 |
| Y | 2 | 1 | 271-3023 | 1 | THUMB GP | | | | | | 553 |
| | 3 | 1 | 274-5819 | 1 | TINE AS-THUMB (30-IN) | | | | | | |

Y-SEPARATE ILLUSTRATION



GRAPHIC #1

<END>

g01234185

WORK TOOLS

282-0888 THUMB AR-30-IN, HYD, HEAVY-DUTY, WITH COUPLER (CHG -00)

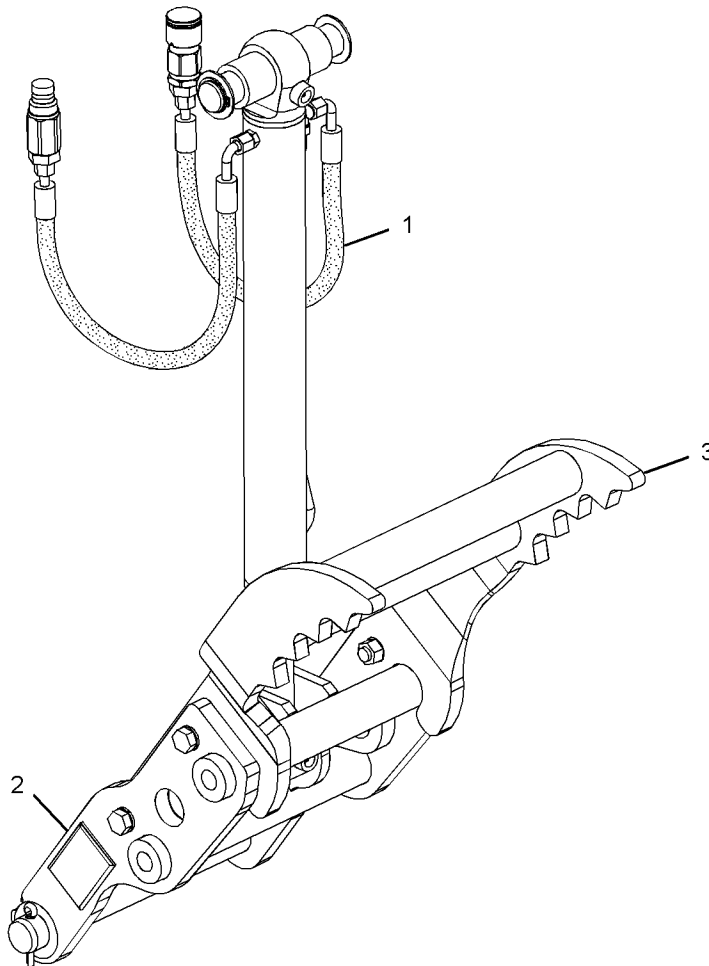
S/N: HLS1-UP
AN ATTACHMENT

SMCS-6547

i02449324

| NOTE | REF NO | GRAPHIC REF | PART NUMBER | QTY | PART NAME | | | | | | SEE PAGE |
|------|--------|-------------|-------------|-----|---------------------------|---|---|---|---|-------------------|----------|
| | | | | | 1 | 2 | 3 | 4 | 5 | 6 (PRODUCT LEVEL) | |
| Y | 1 | 1 | 224-6237 | 1 | CYLINDER & LINES GP-THUMB | | | | | | 259 |
| Y | 2 | 1 | 271-3023 | 1 | THUMB GP | | | | | | 553 |
| | 3 | 1 | 274-5823 | 1 | TINE AS-THUMB (30-IN) | | | | | | |

Y-SEPARATE ILLUSTRATION



GRAPHIC #1

<END>

g01234203

WORK TOOLS

282-0889 THUMB AR-30-IN, HYD, ROCK (CHG -00)

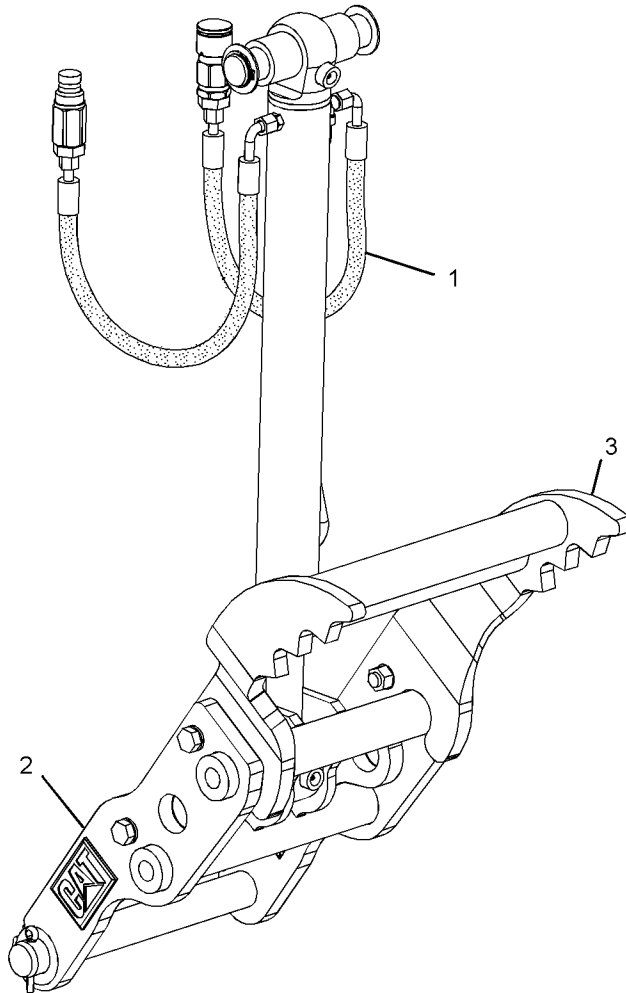
S/N: HLS1-UP
AN ATTACHMENT

SMCS-6547

i02449325

| NOTE | REF NO | GRAPHIC REF | PART NUMBER | QTY | PART NAME | | | | | | SEE PAGE |
|------|--------|-------------|-------------|-----|-----------------------------|---|---|---|---|-------------------|----------|
| | | | | | 1 | 2 | 3 | 4 | 5 | 6 (PRODUCT LEVEL) | |
| Y | 1 | 1 | 224-6237 | 1 | CYLINDER & LINES GP-THUMB | | | | | | 259 |
| Y | 2 | 1 | 271-3023 | 1 | THUMB GP | | | | | | 553 |
| | 3 | 1 | 274-5826 | 1 | TINE AS-THUMB (30-IN, ROCK) | | | | | | |

Y-SEPARATE ILLUSTRATION



GRAPHIC #1

<END>

g01234196

WORK TOOLS

282-0890 THUMB AR-30-IN, HYD, ROCK, WITH COUPLER (CHG -00)

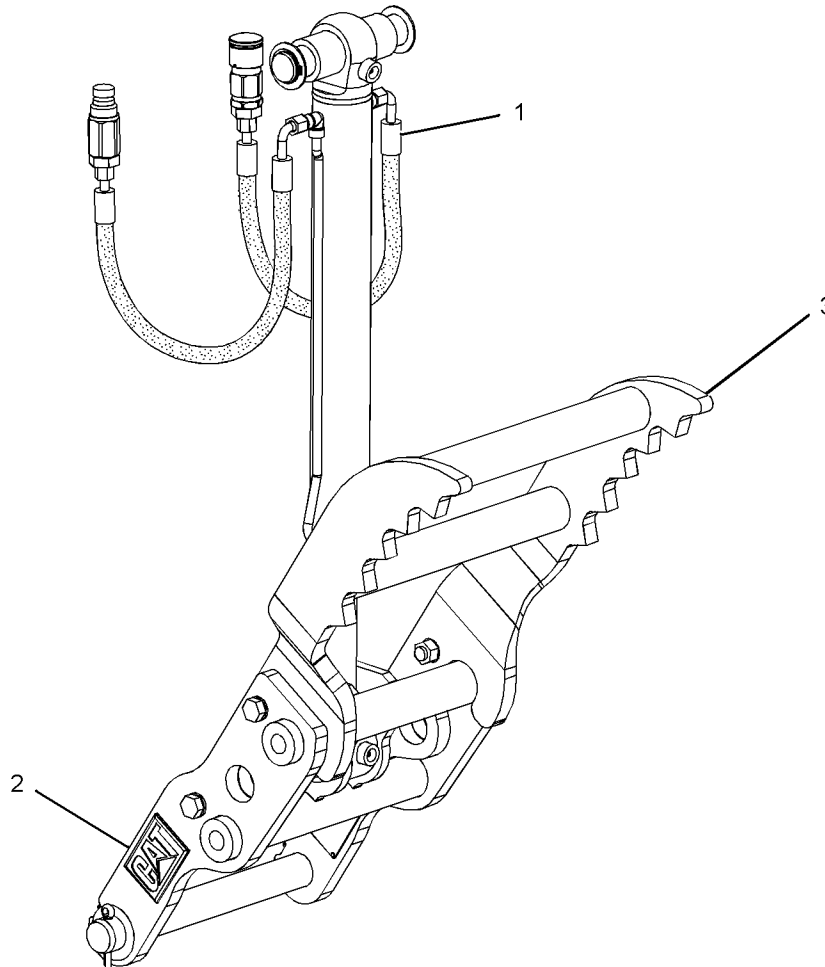
S/N: HLS1-UP
AN ATTACHMENT

SMCS-6547

i02449321

| NOTE | REF NO | GRAPHIC REF | PART NUMBER | QTY | PART NAME | | | | | | SEE PAGE |
|------|--------|-------------|-------------|-----|-----------------------------|---|---|---|---|-------------------|----------|
| | | | | | 1 | 2 | 3 | 4 | 5 | 6 (PRODUCT LEVEL) | |
| Y | 1 | 1 | 224-6237 | 1 | CYLINDER & LINES GP-THUMB | | | | | | 259 |
| Y | 2 | 1 | 271-3023 | 1 | THUMB GP | | | | | | 553 |
| | 3 | 1 | 274-5829 | 1 | TINE AS-THUMB (30-IN, ROCK) | | | | | | |

Y-SEPARATE ILLUSTRATION



GRAPHIC #1

<END>

g01234198

WORK TOOLS

282-0891 THUMB AR-36-IN, HYD, HEAVY-DUTY (CHG -00)

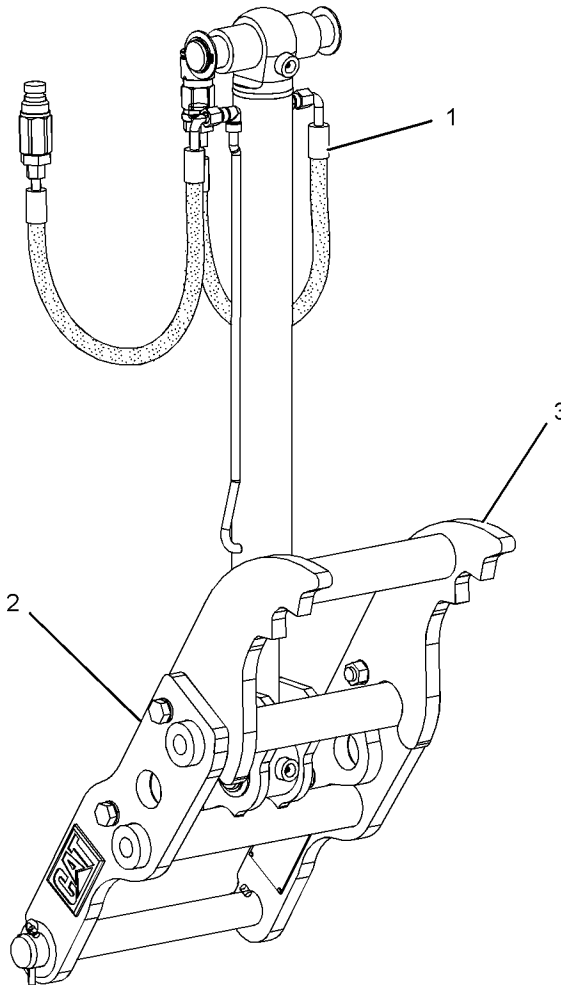
S/N: HLS1-UP
AN ATTACHMENT

SMCS-6547

i02449329

| NOTE | REF NO | GRAPHIC REF | PART NUMBER | QTY | PART NAME | | | | | | SEE PAGE |
|------|--------|-------------|-------------|-----|---------------------------|---|---|---|---|-------------------|----------|
| | | | | | 1 | 2 | 3 | 4 | 5 | 6 (PRODUCT LEVEL) | |
| Y | 1 | 1 | 224-6237 | 1 | CYLINDER & LINES GP-THUMB | | | | | | 259 |
| Y | 2 | 1 | 271-3023 | 1 | THUMB GP | | | | | | 553 |
| | 3 | 1 | 274-5832 | 1 | TINE AS-THUMB (36-IN) | | | | | | |

Y-SEPARATE ILLUSTRATION



GRAPHIC #1

<END>

g01232062

WORK TOOLS

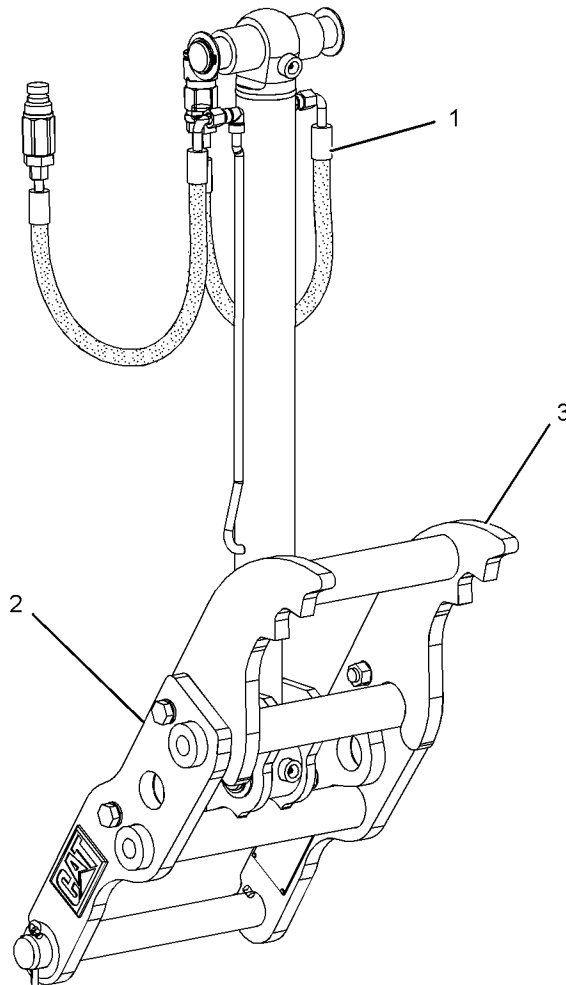
282-0892 THUMB AR-36-IN, HYD, HEAVY-DUTY, WITH COUPLER
 (CHG -00)
 S/N: HLS1-UP
 AN ATTACHMENT

SMCS-6547

i02449316

| NOTE | REF NO | GRAPHIC REF | PART NUMBER | QTY | PART NAME | | | | | | SEE PAGE |
|------|--------|-------------|-------------|-----|---------------------------|---|---|---|---|-------------------|----------|
| | | | | | 1 | 2 | 3 | 4 | 5 | 6 (PRODUCT LEVEL) | |
| Y | 1 | 1 | 224-6237 | 1 | CYLINDER & LINES GP-THUMB | | | | | | 259 |
| Y | 2 | 1 | 271-3023 | 1 | THUMB GP | | | | | | 553 |
| | 3 | 1 | 274-5835 | 1 | TINE AS-THUMB (36-IN) | | | | | | |

Y-SEPARATE ILLUSTRATION



GRAPHIC #1

<END>

g01232062

WORK TOOLS

282-0893 THUMB AR-36-IN, HYD, ROCK (CHG -00)

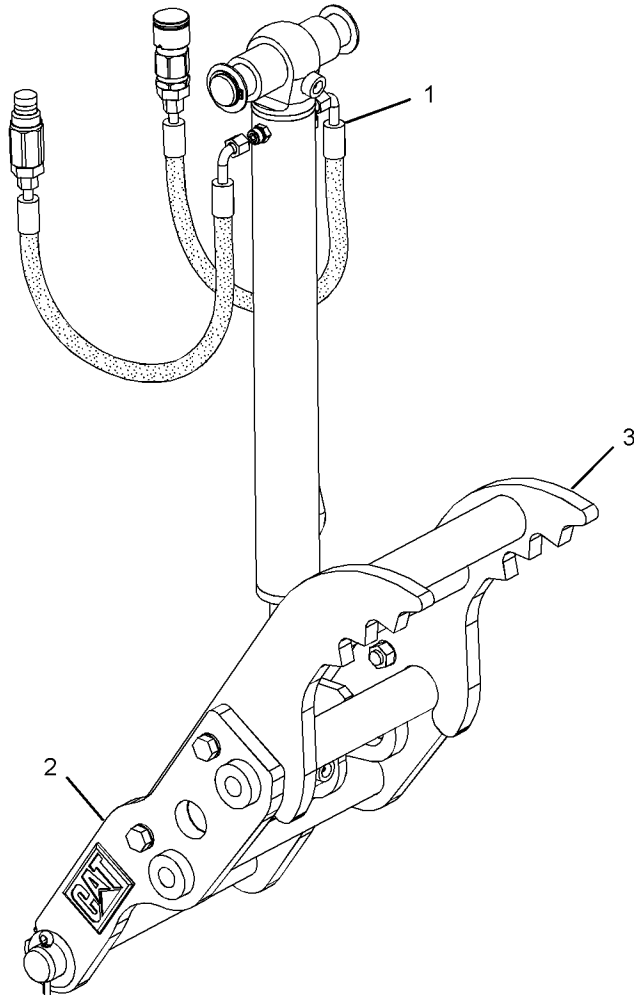
S/N: HLS1-UP
AN ATTACHMENT

SMCS-6547

i02449311

| NOTE | REF NO | GRAPHIC REF | PART NUMBER | QTY | PART NAME | | | | | | SEE PAGE |
|------|--------|-------------|-------------|-----|-----------------------------|---|---|---|---|-------------------|----------|
| | | | | | 1 | 2 | 3 | 4 | 5 | 6 (PRODUCT LEVEL) | |
| Y | 1 | 1 | 224-6237 | 1 | CYLINDER & LINES GP-THUMB | | | | | | 259 |
| Y | 2 | 1 | 271-3023 | 1 | THUMB GP | | | | | | 553 |
| | 3 | 1 | 274-5837 | 1 | TINE AS-THUMB (36-IN, ROCK) | | | | | | |

Y-SEPARATE ILLUSTRATION



GRAPHIC #1

<END>

g01230654

WORK TOOLS

282-0894 THUMB AR-36-IN, HYD, ROCK, WITH COUPLER (CHG -00)

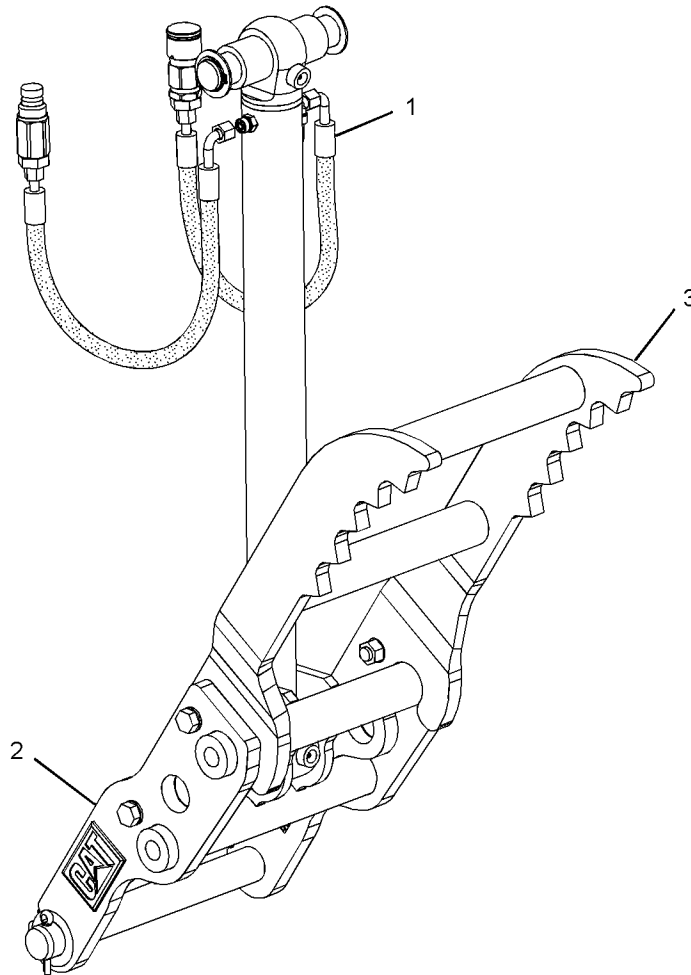
S/N: HLS1-UP
AN ATTACHMENT

SMCS-6547

i02449312

| NOTE | REF NO | GRAPHIC REF | PART NUMBER | QTY | PART NAME | | | | | | SEE PAGE |
|------|--------|-------------|-------------|-----|-----------------------------|---|---|---|---|-------------------|----------|
| | | | | | 1 | 2 | 3 | 4 | 5 | 6 (PRODUCT LEVEL) | |
| Y | 1 | 1 | 224-6237 | 1 | CYLINDER & LINES GP-THUMB | | | | | | 259 |
| Y | 2 | 1 | 271-3023 | 1 | THUMB GP | | | | | | 553 |
| | 3 | 1 | 274-5839 | 1 | TINE AS-THUMB (36-IN, ROCK) | | | | | | |

Y-SEPARATE ILLUSTRATION



GRAPHIC #1

<END>

g01230657

WORK TOOLS

282-5398 THUMB AR-24-IN, MANUAL, WITH COUPLER (CHG -00)

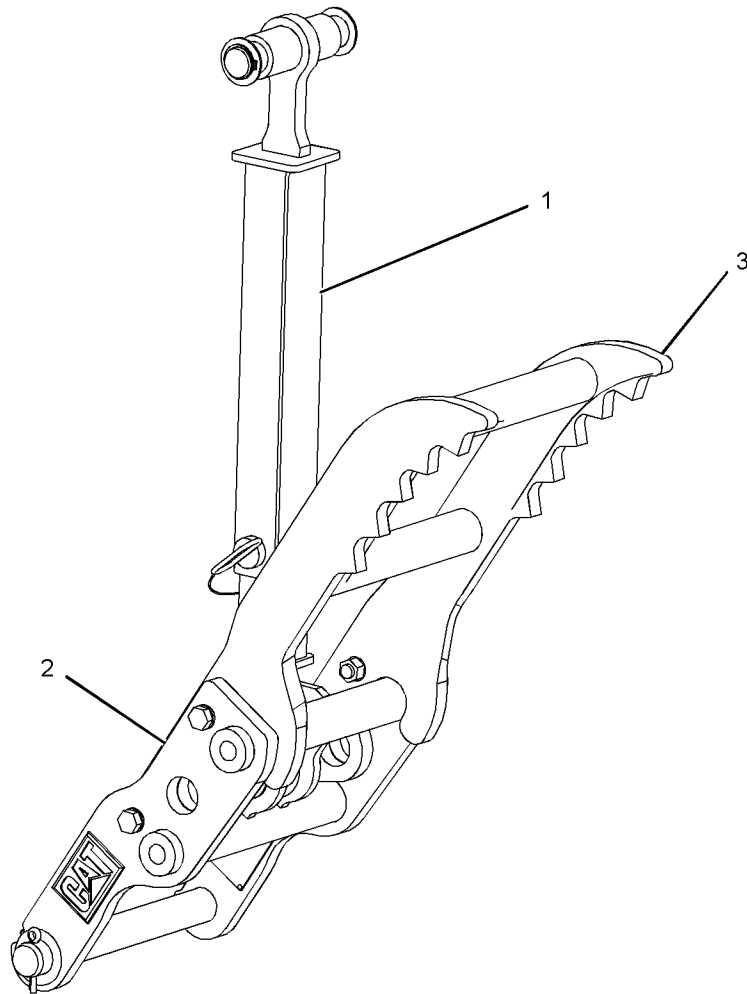
S/N: HLS1-UP
AN ATTACHMENT

SMCS-6547

i02482321

| NOTE | REF NO | GRAPHIC REF | PART NUMBER | QTY | PART NAME | | | | | | SEE PAGE |
|------|--------|-------------|-------------|-----|-----------------------|---|---|---|---|-------------------|----------|
| | | | | | 1 | 2 | 3 | 4 | 5 | 6 (PRODUCT LEVEL) | |
| | 1 | 1 | 263-8576 | 1 | LINK GP-THUMB | | | | | | |
| | | 1 | 221-4272 | 1 | LINK AS | | | | | | |
| | | 1 | 224-4527 | 1 | PIN AS | | | | | | |
| | | 1 | 263-8575 | 1 | LINK AS | | | | | | |
| Y | 2 | 1 | 271-3023 | 1 | THUMB GP | | | | | | 553 |
| | 3 | 1 | 281-6708 | 1 | TINE AS-THUMB (24-IN) | | | | | | |

Y-SEPARATE ILLUSTRATION



GRAPHIC #1

<END>

g01232078

WORK TOOLS

282-5399 THUMB AR-30-IN, MANUAL, HEAVY-DUTY (CHG -00)

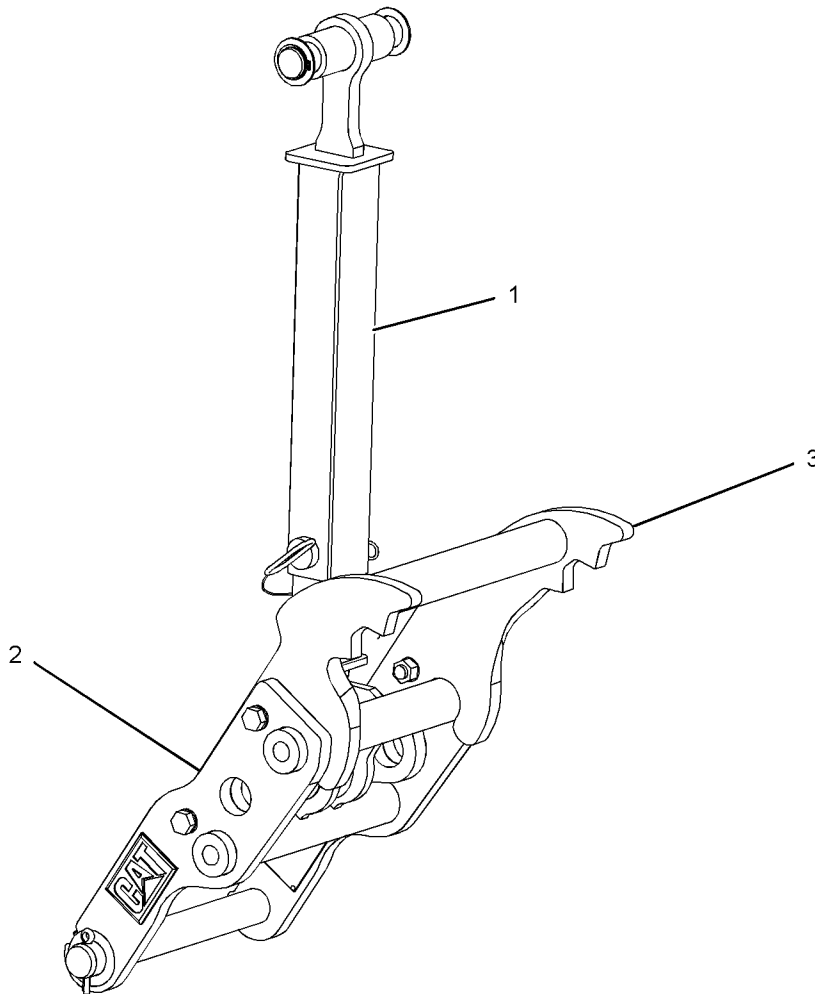
S/N: HLS1-UP
AN ATTACHMENT

SMCS-6547

i02449330

| NOTE | REF NO | GRAPHIC REF | PART NUMBER | QTY | PART NAME | SEE PAGE |
|------|--------|-------------|-------------|-----|-----------------------------|----------|
| | | | | | 1 2 3 4 5 6 (PRODUCT LEVEL) | |
| | 1 | 1 | 263-8576 | 1 | LINK GP-THUMB | |
| | | 1 | 221-4272 | 1 | LINK AS | |
| | | 1 | 224-4527 | 1 | PIN AS | |
| | | 1 | 263-8575 | 1 | LINK AS | |
| Y | 2 | 1 | 271-3023 | 1 | THUMB GP | 553 |
| | 3 | 1 | 274-5819 | 1 | TINE AS-THUMB (30-IN) | |

Y-SEPARATE ILLUSTRATION



GRAPHIC #1

<END>

g01232091

WORK TOOLS

282-5400 THUMB AR-30-IN, MANUAL, ROCK (CHG -00)

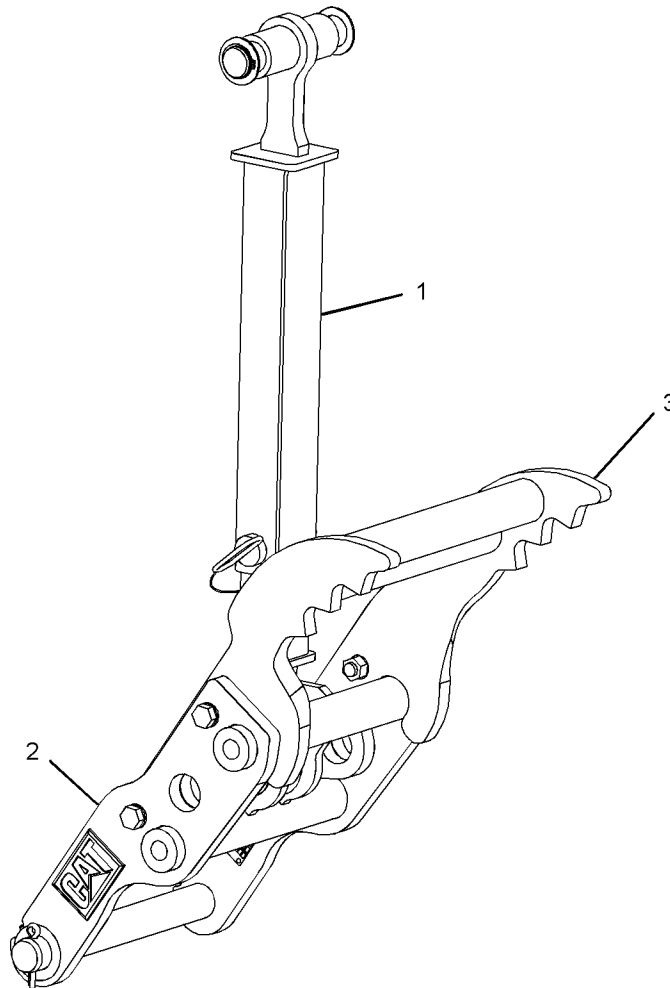
S/N: HLS1-UP
AN ATTACHMENT

SMCS-6547

i02449322

| NOTE | REF NO | GRAPHIC REF | PART NUMBER | QTY | PART NAME | | | | | | SEE PAGE |
|------|--------|-------------|-------------|-----|-----------------------------|---|---|---|---|-------------------|----------|
| | | | | | 1 | 2 | 3 | 4 | 5 | 6 (PRODUCT LEVEL) | |
| | 1 | 1 | 263-8576 | 1 | LINK GP-THUMB | | | | | | |
| | | 1 | 221-4272 | 1 | LINK AS | | | | | | |
| | | 1 | 224-4527 | 1 | PIN AS | | | | | | |
| | | 1 | 263-8575 | 1 | LINK AS | | | | | | |
| Y | 2 | 1 | 271-3023 | 1 | THUMB GP | | | | | | 553 |
| | 3 | 1 | 274-5826 | 1 | TINE AS-THUMB (30-IN, ROCK) | | | | | | |

Y-SEPARATE ILLUSTRATION



GRAPHIC #1

<END>

g01234205

WORK TOOLS

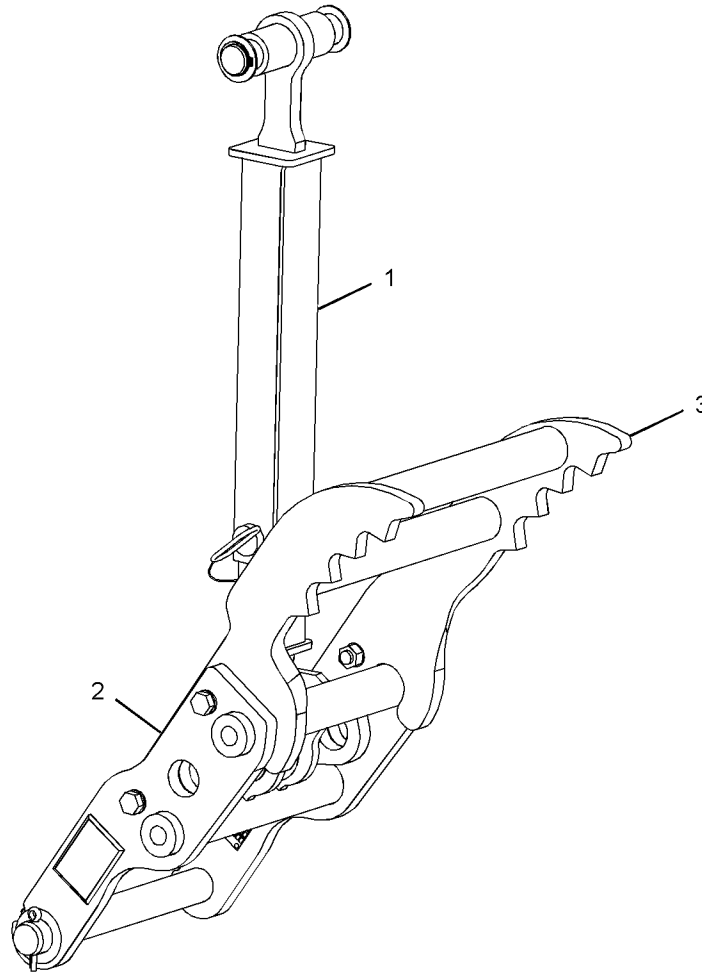
**282-5401 THUMB AR-30-IN, MAN, HEAVY-DUTY, WITH COUPLER
(CHG -00)
S/N: HLS1-UP
AN ATTACHMENT**

SMCS-6547

i02449326

| NOTE | REF NO | GRAPHIC REF | PART NUMBER | QTY | PART NAME | | | | | | SEE PAGE |
|------|--------|-------------|-----------------|-----|-----------------------|---|---|---|---|-------------------|----------|
| | | | | | 1 | 2 | 3 | 4 | 5 | 6 (PRODUCT LEVEL) | |
| | 1 | 1 | 263-8576 | 1 | LINK GP-THUMB | | | | | | |
| | | 1 | 263-8575 | | LINK AS | | | | | | |
| | | 1 | 221-4272 | 1 | LINK AS | | | | | | |
| | | 1 | 224-4527 | 1 | PIN AS | | | | | | |
| Y | 2 | 1 | 271-3023 | 1 | THUMB GP | | | | | | 553 |
| | 3 | 1 | 274-5823 | 1 | TINE AS-THUMB (30-IN) | | | | | | |

Y-SEPARATE ILLUSTRATION



GRAPHIC #1

<END>

g01234213

WORK TOOLS

282-5402 THUMB AR-30-IN, MAN, ROCK, WITH COUPLER (CHG -00)

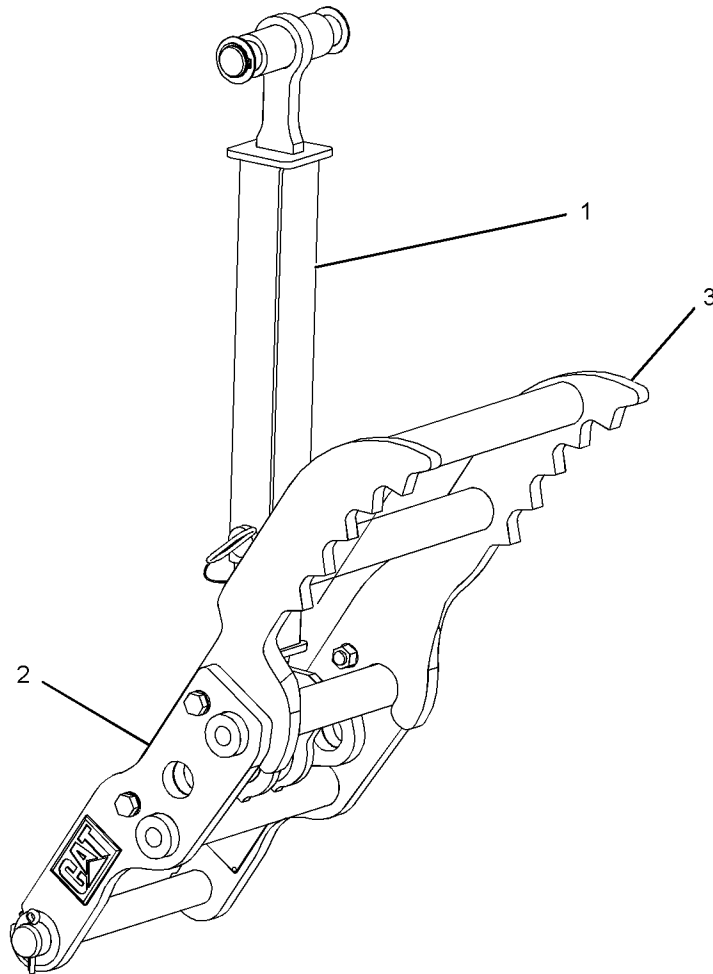
S/N: HLS1-UP
AN ATTACHMENT

SMCS-6547

i02449327

| NOTE | REF NO | GRAPHIC REF | PART NUMBER | QTY | PART NAME | | | | | | SEE PAGE |
|------|--------|-------------|-------------|-----|-----------------------------|---|---|---|---|-------------------|----------|
| | | | | | 1 | 2 | 3 | 4 | 5 | 6 (PRODUCT LEVEL) | |
| | 1 | 1 | 263-8576 | 1 | LINK GP-THUMB | | | | | | |
| | | 1 | 263-8575 | 1 | LINK AS | | | | | | |
| | | 1 | 221-4272 | 1 | LINK AS | | | | | | |
| | | 1 | 224-4527 | 1 | PIN AS | | | | | | |
| Y | 2 | 1 | 271-3023 | 1 | THUMB GP | | | | | | 553 |
| | 3 | 1 | 274-5829 | 1 | TINE AS-THUMB (30-IN, ROCK) | | | | | | |

Y-SEPARATE ILLUSTRATION



GRAPHIC #1

<END>

g01234207

WORK TOOLS

282-5403 THUMB AR-30-IN, MAN, WITH COUPLER (CHG -00)

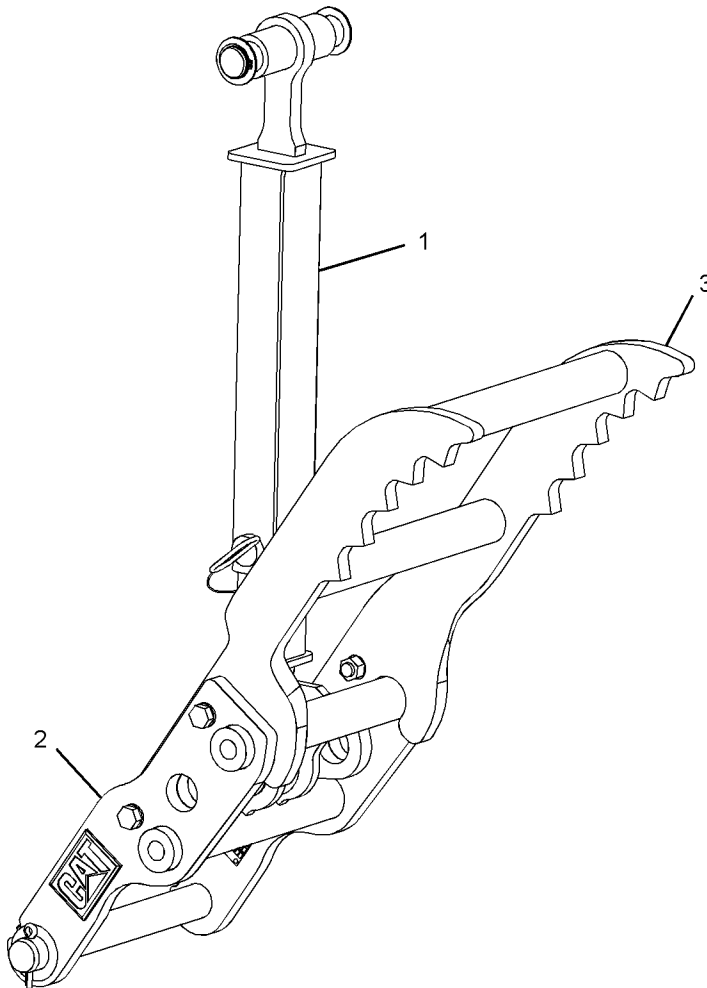
S/N: HLS1-UP
AN ATTACHMENT

SMCS-6547

i02449323

| NOTE | REF NO | GRAPHIC REF | PART NUMBER | QTY | PART NAME | | | | | | SEE PAGE |
|------|--------|-------------|-------------|-----|-----------------------|---|---|---|---|-------------------|----------|
| | | | | | 1 | 2 | 3 | 4 | 5 | 6 (PRODUCT LEVEL) | |
| | 1 | 1 | 263-8576 | 1 | LINK GP-THUMB | | | | | | |
| | | 1 | 221-4272 | 1 | LINK AS | | | | | | |
| | | 1 | 224-4527 | 1 | PIN AS | | | | | | |
| | | 1 | 263-8575 | 1 | LINK AS | | | | | | |
| Y | 2 | 1 | 271-3023 | 1 | THUMB GP | | | | | | 553 |
| | 3 | 1 | 281-6711 | 1 | TINE AS-THUMB (30-IN) | | | | | | |

Y-SEPARATE ILLUSTRATION



GRAPHIC #1

<END>

g01234215

WORK TOOLS

282-5404 THUMB AR-36-IN, MAN, HEAVY-DUTY (CHG -00)

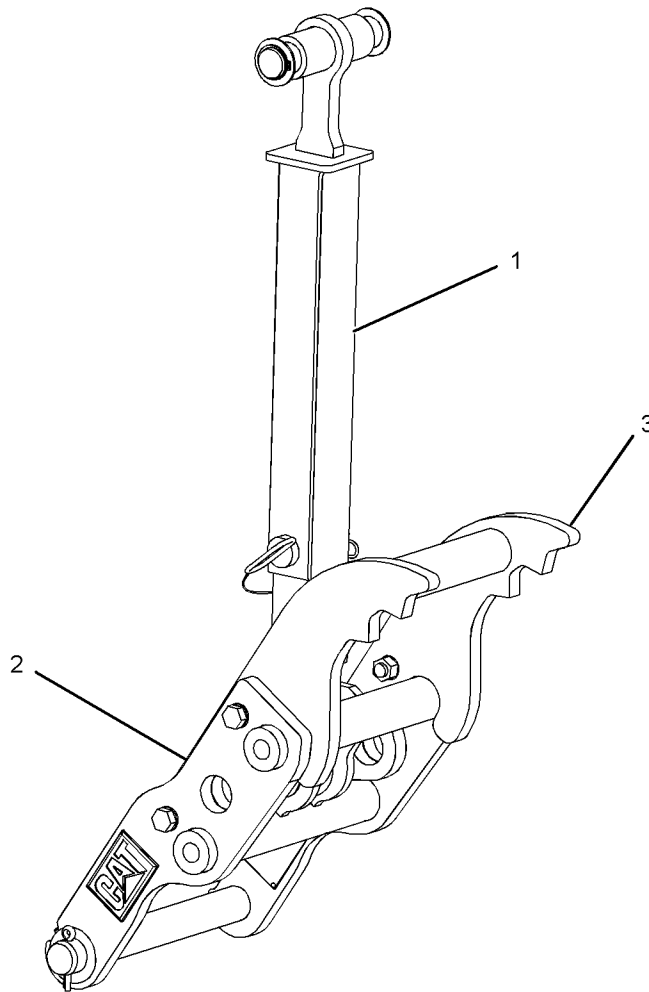
S/N: HLS1-UP
AN ATTACHMENT

SMCS-6547

i02449331

| NOTE | REF NO | GRAPHIC REF | PART NUMBER | QTY | PART NAME | | | | | | SEE PAGE |
|------|--------|-------------|-----------------|-----|-----------------------|---|---|---|---|-------------------|----------|
| | | | | | 1 | 2 | 3 | 4 | 5 | 6 (PRODUCT LEVEL) | |
| | 1 | 1 | 263-8576 | 1 | LINK GP-THUMB | | | | | | |
| | | 1 | 221-4272 | 1 | LINK AS | | | | | | |
| | | 1 | 224-4527 | 1 | PIN AS | | | | | | |
| | | 1 | 263-8575 | 1 | LINK AS | | | | | | |
| Y | 2 | 1 | 271-3023 | 1 | THUMB GP | | | | | | 553 |
| | 3 | 1 | 274-5832 | 1 | TINE AS-THUMB (36-IN) | | | | | | |

Y-SEPARATE ILLUSTRATION



GRAPHIC #1

<END>

g01232484

WORK TOOLS

282-5405 THUMB AR-36-IN, MAN, ROCK (CHG -00)

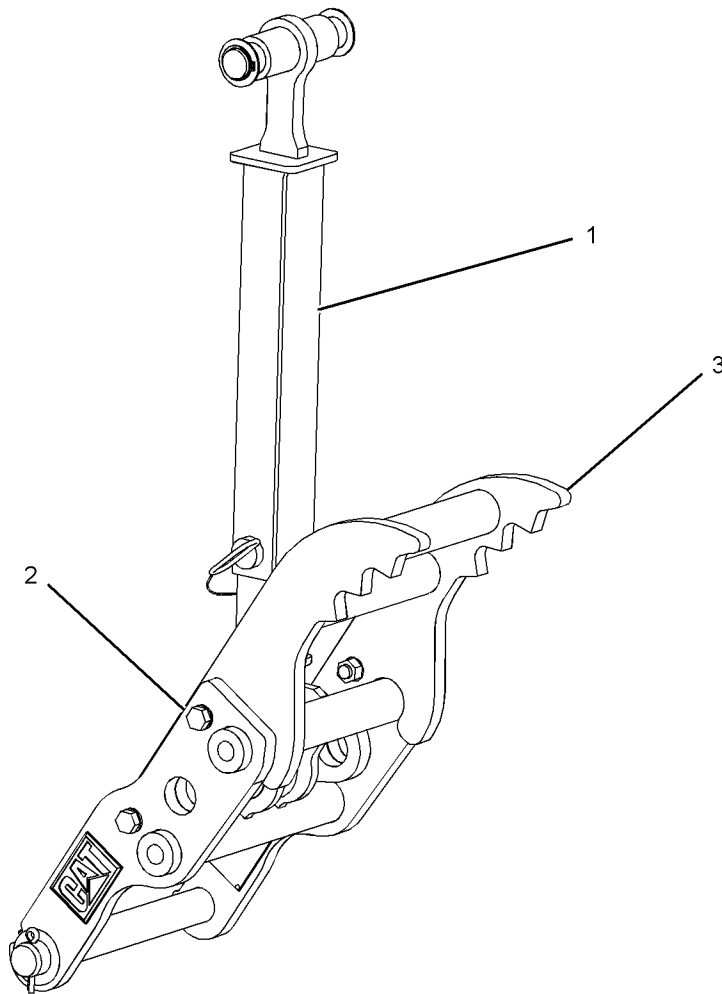
S/N: HLS1-UP
AN ATTACHMENT

SMCS-6547

i02449318

| NOTE | REF NO | GRAPHIC REF | PART NUMBER | QTY | PART NAME | | | | | | SEE PAGE |
|------|--------|-------------|-------------|-----|-----------------------------|---|---|---|---|-------------------|----------|
| | | | | | 1 | 2 | 3 | 4 | 5 | 6 (PRODUCT LEVEL) | |
| | 1 | 1 | 263-8576 | 1 | LINK GP-THUMB | | | | | | |
| | | 1 | 221-4272 | 1 | LINK AS | | | | | | |
| | | 1 | 224-4527 | 1 | PIN AS | | | | | | |
| | | 1 | 263-8575 | 1 | LINK AS | | | | | | |
| Y | 2 | 1 | 271-3023 | 1 | THUMB GP | | | | | | 553 |
| | 3 | 1 | 274-5837 | 1 | TINE AS-THUMB (36-IN, ROCK) | | | | | | |

Y-SEPARATE ILLUSTRATION



GRAPHIC #1

<END>

g01232106

WORK TOOLS

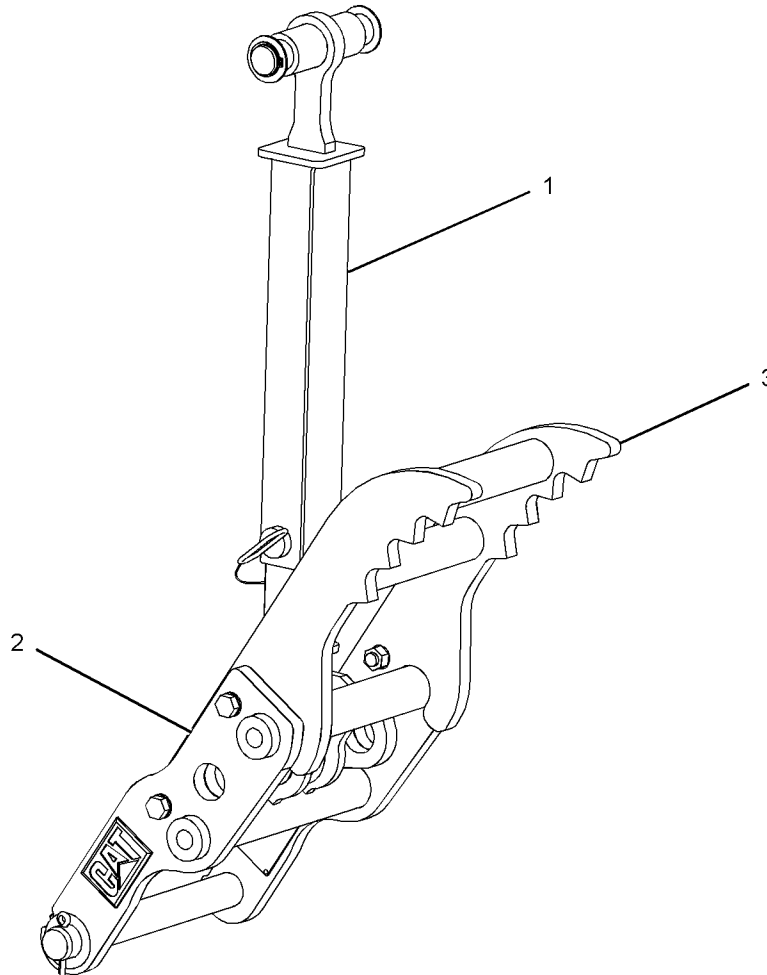
**282-5406 THUMB AR-36-IN, MAN, HEAVY-DUTY, WITH COUPLER
(CHG -00)
S/N: HLS1-UP
AN ATTACHMENT**

SMCS-6547

i02449313

| NOTE | REF NO | GRAPHIC REF | PART NUMBER | QTY | PART NAME | SEE PAGE |
|------|--------|-------------|-------------|-----|-----------------------------|----------|
| | | | | | 1 2 3 4 5 6 (PRODUCT LEVEL) | |
| | 1 | 1 | 263-8576 | 1 | LINK GP-THUMB | |
| | | 1 | 221-4272 | 1 | LINK AS | |
| | | 1 | 224-4527 | 1 | PIN AS | |
| | | 1 | 263-8575 | 1 | LINK AS | |
| Y | 2 | 1 | 271-3023 | 1 | THUMB GP | 553 |
| | 3 | 1 | 274-5835 | 1 | TINE AS-THUMB (36-IN) | |

Y-SEPARATE ILLUSTRATION



GRAPHIC #1

<END>

g01230669

WORK TOOLS

282-5407 THUMB AR-36-IN, MAN, ROCK, WITH COUPLER (CHG -00)

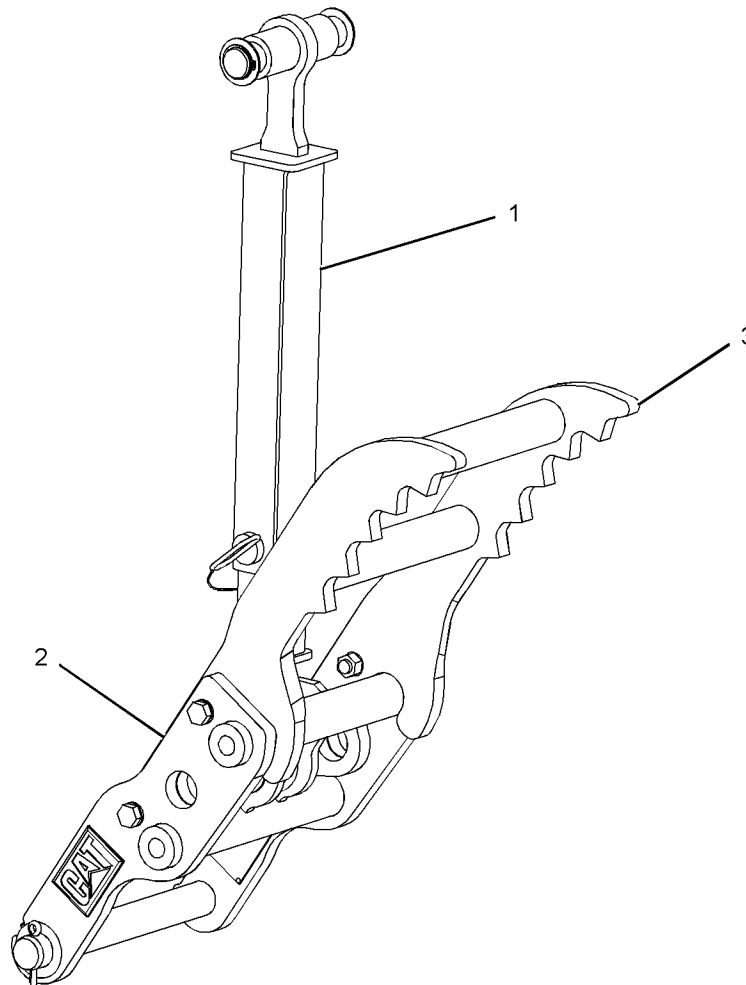
S/N: HLS1-UP
AN ATTACHMENT

SMCS-6547

i02449332

| NOTE | REF NO | GRAPHIC REF | PART NUMBER | QTY | PART NAME | | | | | | SEE PAGE |
|------|--------|-------------|-------------|-----|-----------------------------|---|---|---|---|-------------------|----------|
| | | | | | 1 | 2 | 3 | 4 | 5 | 6 (PRODUCT LEVEL) | |
| | 1 | 1 | 263-8576 | 1 | LINK GP-THUMB | | | | | | |
| | | 1 | 221-4272 | 1 | LINK AS | | | | | | |
| | | 1 | 224-4527 | 1 | PIN AS | | | | | | |
| | | 1 | 263-8575 | 1 | LINK AS | | | | | | |
| Y | 2 | 1 | 271-3023 | 1 | THUMB GP | | | | | | 553 |
| | 3 | 1 | 274-5839 | 1 | TINE AS-THUMB (36-IN, ROCK) | | | | | | |

Y-SEPARATE ILLUSTRATION



GRAPHIC #1

<END>

g01232087

WORK TOOLS

282-5408 THUMB AR-36-IN, MAN, WITH COUPLER (CHG -00)

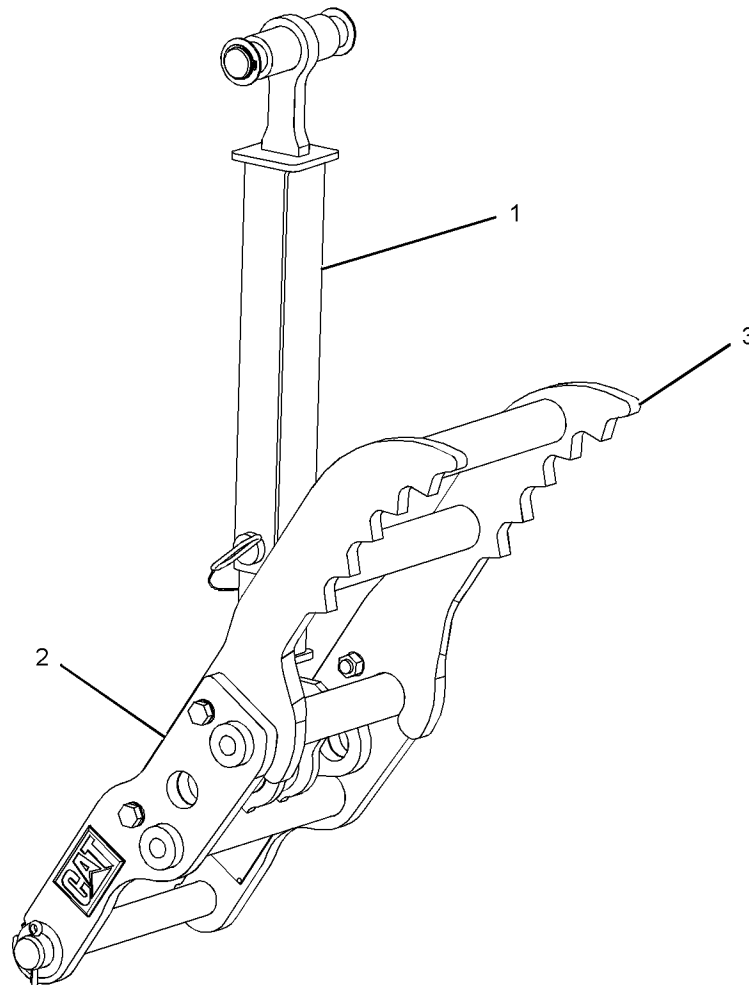
S/N: HLS1-UP
AN ATTACHMENT

SMCS-6547

i02449333

| NOTE | REF NO | GRAPHIC REF | PART NUMBER | QTY | PART NAME | | | | | | SEE PAGE |
|------|--------|-------------|-------------|-----|---------------|---|---|---|---|-------------------|----------|
| | | | | | 1 | 2 | 3 | 4 | 5 | 6 (PRODUCT LEVEL) | |
| | 1 | 1 | 263-8576 | 1 | LINK GP-THUMB | | | | | | |
| | | 1 | 221-4272 | 1 | LINK AS | | | | | | |
| | | 1 | 224-4527 | 1 | PIN AS | | | | | | |
| | | 1 | 263-8575 | 1 | LINK AS | | | | | | |
| Y | 2 | 1 | 271-3023 | 1 | THUMB GP | | | | | | 553 |
| | 3 | 1 | 281-6714 | 1 | TINE AS-THUMB | | | | | | |

Y-SEPARATE ILLUSTRATION



GRAPHIC #1

<END>

g01232087

WORK TOOLS

282-5409 THUMB AR-BACKHOE, HYDRAULIC COMMON (CHG -00)

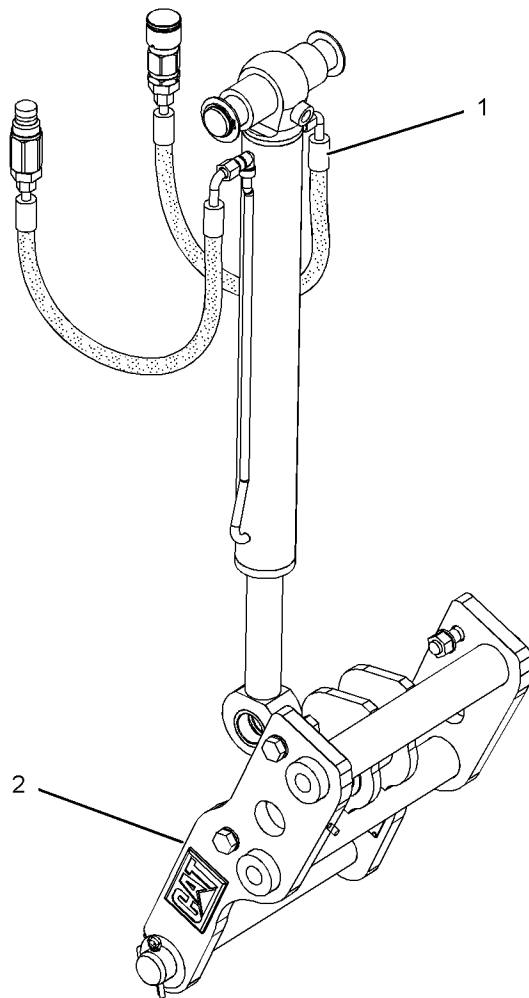
S/N: HLS1-UP
AN ATTACHMENT

SMCS-6547

i02449334

| NOTE | REF NO | GRAPHIC REF | PART NUMBER | QTY | PART NAME | | | | | | SEE PAGE |
|------|--------|-------------|-------------|-----|---------------------------|---|---|---|---|-------------------|----------|
| | | | | | 1 | 2 | 3 | 4 | 5 | 6 (PRODUCT LEVEL) | |
| Y | 1 | 1 | 224-6237 | 1 | CYLINDER & LINES GP-THUMB | | | | | | 259 |
| Y | 2 | 1 | 271-3023 | 1 | THUMB GP | | | | | | 553 |

Y-SEPARATE ILLUSTRATION



GRAPHIC #1

<END>

g01232113

WORK TOOLS

282-5410 THUMB AR-BACKHOE, MANUAL COMMON (CHG -00)

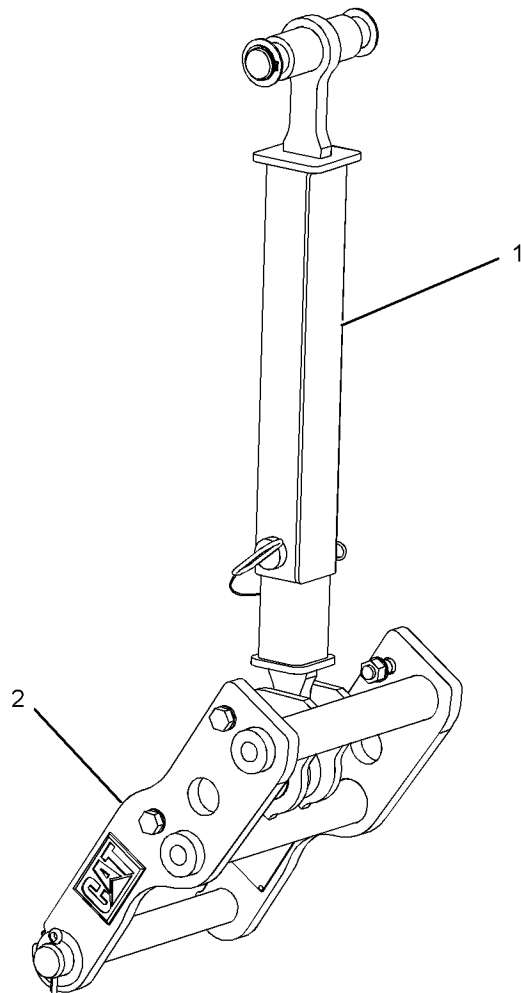
S/N: HLS1-UP
AN ATTACHMENT

SMCS-6547

i02449335

| NOTE | REF NO | GRAPHIC REF | PART NUMBER | QTY | PART NAME | | | | | | SEE PAGE |
|------|--------|-------------|-------------|-----|---------------|---|---|---|---|-------------------|----------|
| | | | | | 1 | 2 | 3 | 4 | 5 | 6 (PRODUCT LEVEL) | |
| | 1 | 1 | 263-8576 | 1 | LINK GP-THUMB | | | | | | |
| | | 1 | 221-4272 | 1 | LINK AS | | | | | | |
| | | 1 | 224-4527 | 1 | PIN AS | | | | | | |
| | | 1 | 263-8575 | 1 | LINK AS | | | | | | |
| Y | 2 | 1 | 271-3023 | 1 | THUMB GP | | | | | | 553 |

Y-SEPARATE ILLUSTRATION



GRAPHIC #1

<END>

g01232128

WORK TOOLS

221-4267 THUMB GP-BACKHOE (CHG -01, -02)

S/N: HLS1-UP

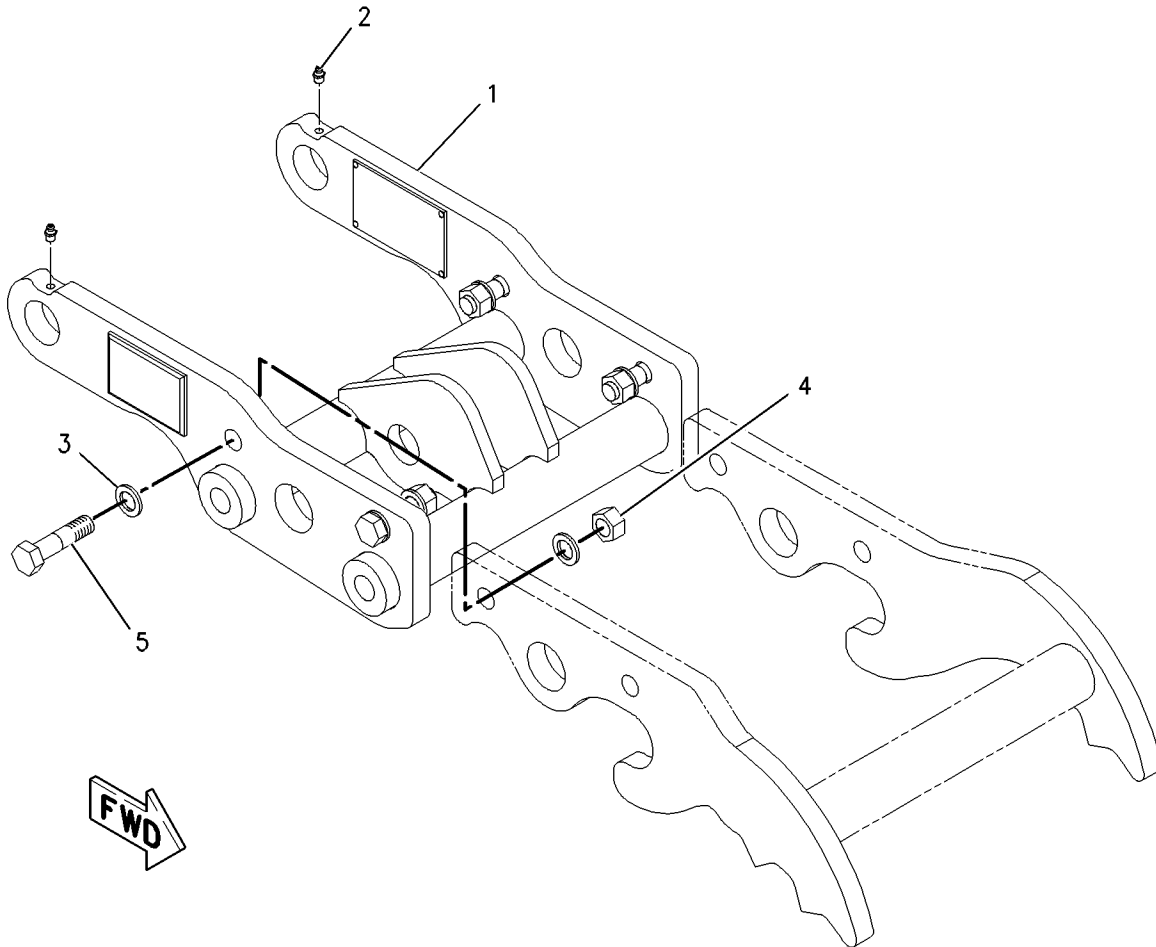
PART OF 221-4260 THUMB AR, 271-3023 THUMB GP
AN ATTACHMENT

SMCS-6547

i02298564

| NOTE | REF NO | GRAPHIC REF | PART NUMBER | QTY | PART NAME | | | | | | SEE PAGE |
|------|--------|-------------|-------------|-----|----------------------------------|---|---|---|---|-------------------|----------|
| | | | | | 1 | 2 | 3 | 4 | 5 | 6 (PRODUCT LEVEL) | |
| | 1 | 1 | 221-4263 | 1 | LINK AS | | | | | | |
| | 2 | 1 | 3B-8489 | 2 | FITTING-GREASE | | | | | | |
| | 3 | 1 | 8T-4123 | 8 | WASHER-PLATED (22X35X3.5-MM THK) | | | | | | |
| M | 4 | 1 | 6V-7742 | 4 | NUT-FULL (M20X2.5-THD) | | | | | | |
| M | 5 | 1 | 8T-4187 | 4 | BOLT (M20X2.5X80-MM) | | | | | | |

M-METRIC PART



GRAPHIC #1

<END>

g01003468

WORK TOOLS

271-3023 THUMB GP-BACKHOE, COMMON (CHG -01)

S/N: HLS1-UP

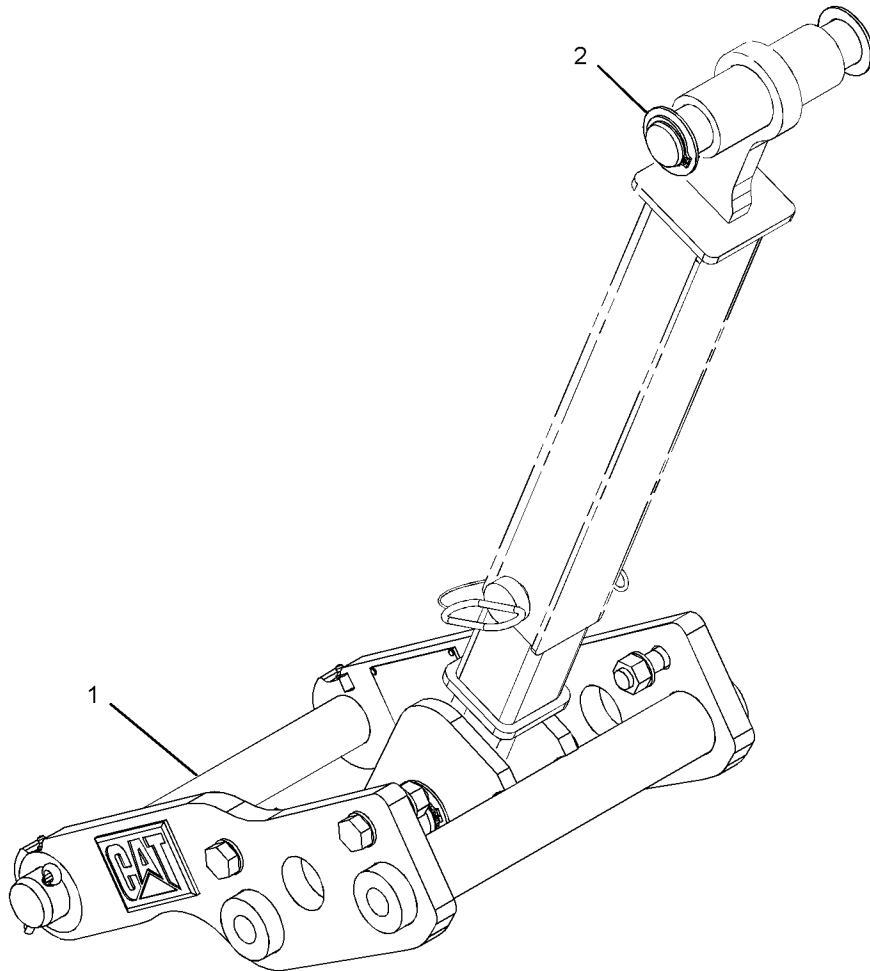
PART OF 271-3024, 271-3025, 271-3026, 271-3027, 271-3028, 271-3029,
 271-3030, 271-3031, 282-0865, 282-0866, 282-0887, 282-0888, 282-0889,
 282-0890, 282-0891, 282-0892, 282-0893, 282-0894, 282-5398, 282-5399,
 282-5400, 282-5401, 282-5402, 282-5403, 282-5404, 282-5405, 282-5406,
 282-5407, 282-5408, 282-5409, 282-5410 THUMB AR
 AN ATTACHMENT

SMCS-6547

i02449272

| NOTE | REF NO | GRAPHIC REF | PART NUMBER | QTY | PART NAME | | | | | | SEE PAGE |
|------|--------|-------------|-------------|-----|----------------------|---|---|---|---|-------------------|----------|
| | | | | | 1 | 2 | 3 | 4 | 5 | 6 (PRODUCT LEVEL) | |
| Y | 1 | 1 | 221-4267 | 1 | THUMB GP | | | | | | 552 |
| Y | 2 | 1 | 263-8577 | 1 | MOUNTING GP-CYLINDER | | | | | | 353 |

Y-SEPARATE ILLUSTRATION



GRAPHIC #1

<END>

g01234131

WORK TOOLS

9R-5866 TOOTH GP-UNI (CHG -01 THRU -03)

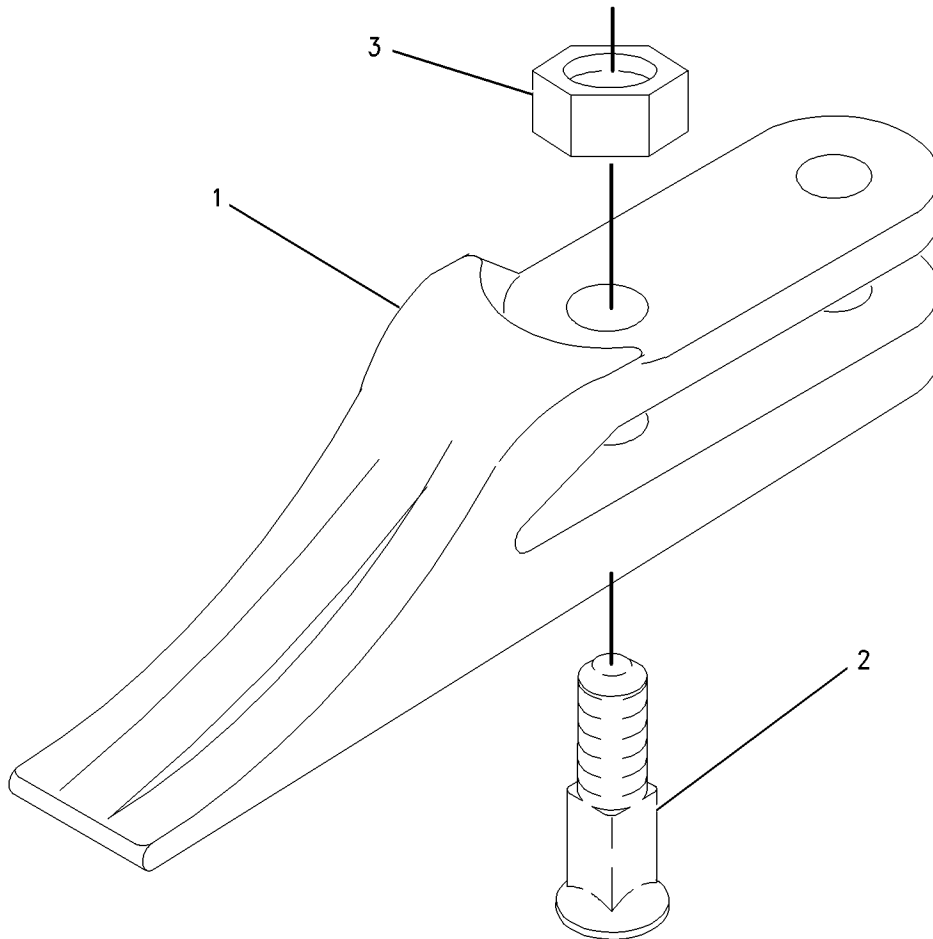
S/N: HLS1-UP

PART OF 232-2682, 232-2684, 232-2687, 232-2689 BUCKET AR-MULTIPURPOSE,
251-1776, 251-1779, 251-1782, 251-1788, 251-1790 BUCKET GP-GENERAL PURPOSE
FOR USE WITH LOADER BUCKETS
AN ATTACHMENT

SMCS-6822

i02238664

| NOTE | REF NO | GRAPHIC REF | PART NUMBER | QTY | PART NAME | | | | | | SEE PAGE |
|------|--------|-------------|-------------|-----|----------------------------|---|---|---|---|-------------------|----------|
| | | | | | 1 | 2 | 3 | 4 | 5 | 6 (PRODUCT LEVEL) | |
| | 1 | 1 | 135-8203 | 8 | TOOTH-UNI | | | | | | |
| | 2 | 1 | 4F-3657 | 16 | BOLT-PLOW (5/8-11X2.75-IN) | | | | | | |
| | 3 | 1 | 4K-0367 | 16 | NUT-FULL (5/8-11-THD) | | | | | | |



GRAPHIC #1

<END>

g00915958

OPERATOR STATION

206-1801 AIR CONDITIONER & MOUNTING GP

(CHG -02 THRU -04)

S/N: HLS1-UP

PART OF 269-2127 CAB AR

AN ATTACHMENT

SMCS-7320

i02397209

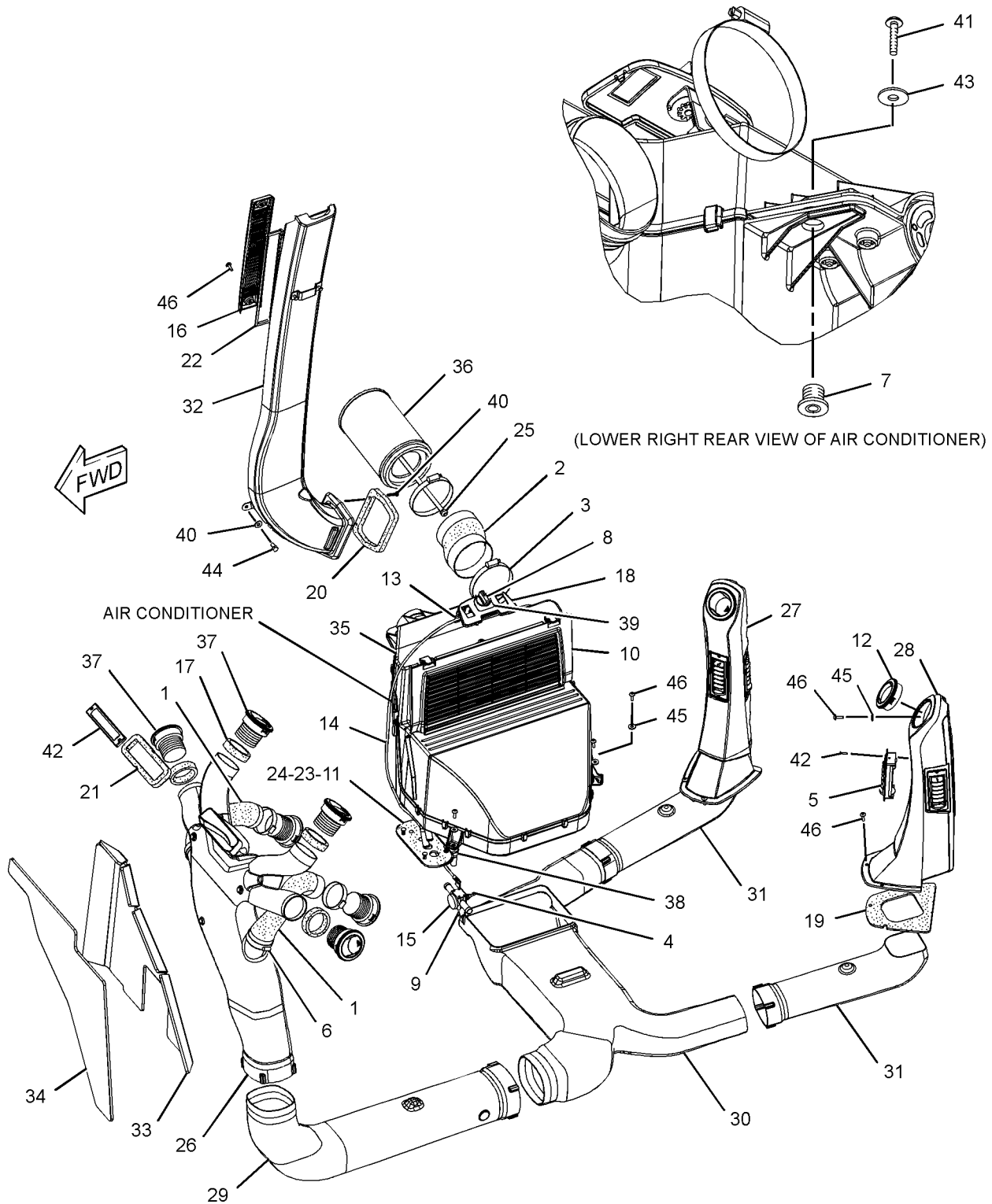
| NOTE | REF NO | GRAPHIC REF | PART NUMBER | QTY | PART NAME | | | | | | SEE PAGE |
|------|--------|-------------|-------------|-----|--|---|---|---|---|-------------------|----------|
| | | | | | 1 | 2 | 3 | 4 | 5 | 6 (PRODUCT LEVEL) | |
| E | 1 | 1 | 5P-3915 | | HOSE (32-CM EACH) | | | | | | |
| E | 2 | 1 | 6V-6813 | | HOSE (29-CM) | | | | | | |
| | 3 | 1 | 6L-4725 | 2 | CLAMP-HOSE | | | | | | |
| | 4 | 1 | 8Y-5737 | 1 | CLAMP | | | | | | |
| | 5 | 1 | 8Y-6967 | 6 | LOUVER AS | | | | | | |
| | 6 | 1 | 9M-7959 | 4 | CLAMP-HOSE | | | | | | |
| | 7 | 1 | 9N-2231 | 1 | GROMMET AS | | | | | | |
| | 8 | 1 | 110-6109 | 1 | KNOB-CONTROL (A/C) | | | | | | |
| | 9 | 1 | 130-4832 | 2 | SCREW (8-18X10-MM) | | | | | | |
| | 10 | 1 | 206-1684 | 1 | COVER (CAB FILTER) | | | | | | |
| | 11 | 1 | 164-1368 | 4 | FASTENER-PANEL | | | | | | |
| | 12 | 1 | 164-8474 | 2 | LOUVER AS | | | | | | |
| | 13 | 1 | 189-0881 | 1 | CONTROL AS | | | | | | |
| | | 1 | 129-1830 | 1 | LEVER | | | | | | |
| | 14 | 1 | 193-3356 | 1 | CABLE | | | | | | |
| | 15 | 1 | 194-5622 | 1 | VALVE AS-WATER | | | | | | |
| | | 1 | 6V-6717 | 1 | SCREW-WASHER HEAD (8-32X9.52-MM) | | | | | | |
| | | 1 | 124-0312 | 2 | SCREW-PAN HEAD (8-16X0.32-IN) | | | | | | |
| | 16 | 1 | 206-1648 | 1 | LOUVER | | | | | | |
| | 17 | 1 | 206-1653 | 4 | GASKET | | | | | | |
| | 18 | 1 | 206-1682 | 1 | PANEL-CONTROL | | | | | | |
| | 19 | 1 | 206-1803 | 2 | GASKET | | | | | | |
| | 20 | 1 | 206-1804 | 1 | GASKET | | | | | | |
| | 21 | 1 | 206-1805 | 1 | GASKET | | | | | | |
| | 22 | 1 | 206-1806 | 1 | GASKET | | | | | | |
| | 23 | 1 | 206-1807 | 1 | GASKET | | | | | | |
| | 24 | 1 | 206-1808 | 1 | PLATE | | | | | | |
| | 25 | 1 | 206-1809 | 1 | ROD AS | | | | | | |
| | | 1 | 5B-3254 | 1 | NUT-JAM (7/16-20-THD) | | | | | | |
| | 26 | 1 | 206-1810 | 1 | DUCT-AIR | | | | | | |
| | 27 | 1 | 206-1812 | 1 | DUCT-AIR | | | | | | |
| | 28 | 1 | 206-1814 | 1 | DUCT-AIR | | | | | | |
| | 29 | 1 | 206-1815 | 1 | DUCT-AIR | | | | | | |
| | 30 | 1 | 206-1816 | 1 | DUCT-AIR | | | | | | |
| | 31 | 1 | 206-1817 | 2 | DUCT-AIR | | | | | | |
| | 32 | 1 | 206-1818 | 1 | DUCT AS-AIR | | | | | | |
| | 33 | 1 | 206-1846 | 1 | INSULATION | | | | | | |
| | 34 | 1 | 206-1847 | 1 | INSULATION | | | | | | |
| Y | 35 | 1 | 210-8363 | 1 | AIR CONDITIONER GP | | | | | | 557 |
| | 36 | 1 | 211-2661 | 1 | FILTER ELEMENT AS-AIR (CAB HEATER, AIR CONDITIONER) | | | | | | |
| | 37 | 1 | 218-0666 | 6 | LOUVER AS | | | | | | |
| | 38 | 1 | 231-2865 | 2 | TUBE | | | | | | |
| | 39 | 1 | 255-0795 | 1 | FILM (TEMPERATURE CONTROL) | | | | | | |
| | 40 | 1 | 5P-4116 | 1 | WASHER-HARD (8.8X20.5X2-MM THK) | | | | | | |
| M | 41 | 1 | 111-4627 | 1 | SCREW-MACHINE (M6X1X30-MM) | | | | | | |
| | 42 | 1 | 8Y-6352 | 1 | LOUVER AS | | | | | | |
| | 43 | 1 | 7X-0579 | 1 | WASHER-HARD (8.8X25.5X2-MM THK) | | | | | | |
| M | 44 | 1 | 8T-4200 | 1 | BOLT (M8X1.25X16-MM) | | | | | | |
| | 45 | 1 | 9X-2038 | 4 | WASHER (7X19X2-MM THK) | | | | | | |
| M | 46 | 1 | 9X-2045 | 10 | SCREW-TRUSS HEAD (M6X1X20-MM) | | | | | | |

E-ORDER BY THE CENTIMETER
M-METRIC PART
Y-SEPARATE ILLUSTRATION

OPERATOR STATION

206-1801 AIR CONDITIONER & MOUNTING GP (contd.)

i02397209



GRAPHIC #1

<END>

g01198709

OPERATOR STATION

210-8363 AIR CONDITIONER GP (CHG -02 THRU -04)

S/N: HLS1-UP

PART OF 206-1801 AIR CONDITIONER & MOUNTING GP
AN ATTACHMENT

SMCS-7320

i02445797

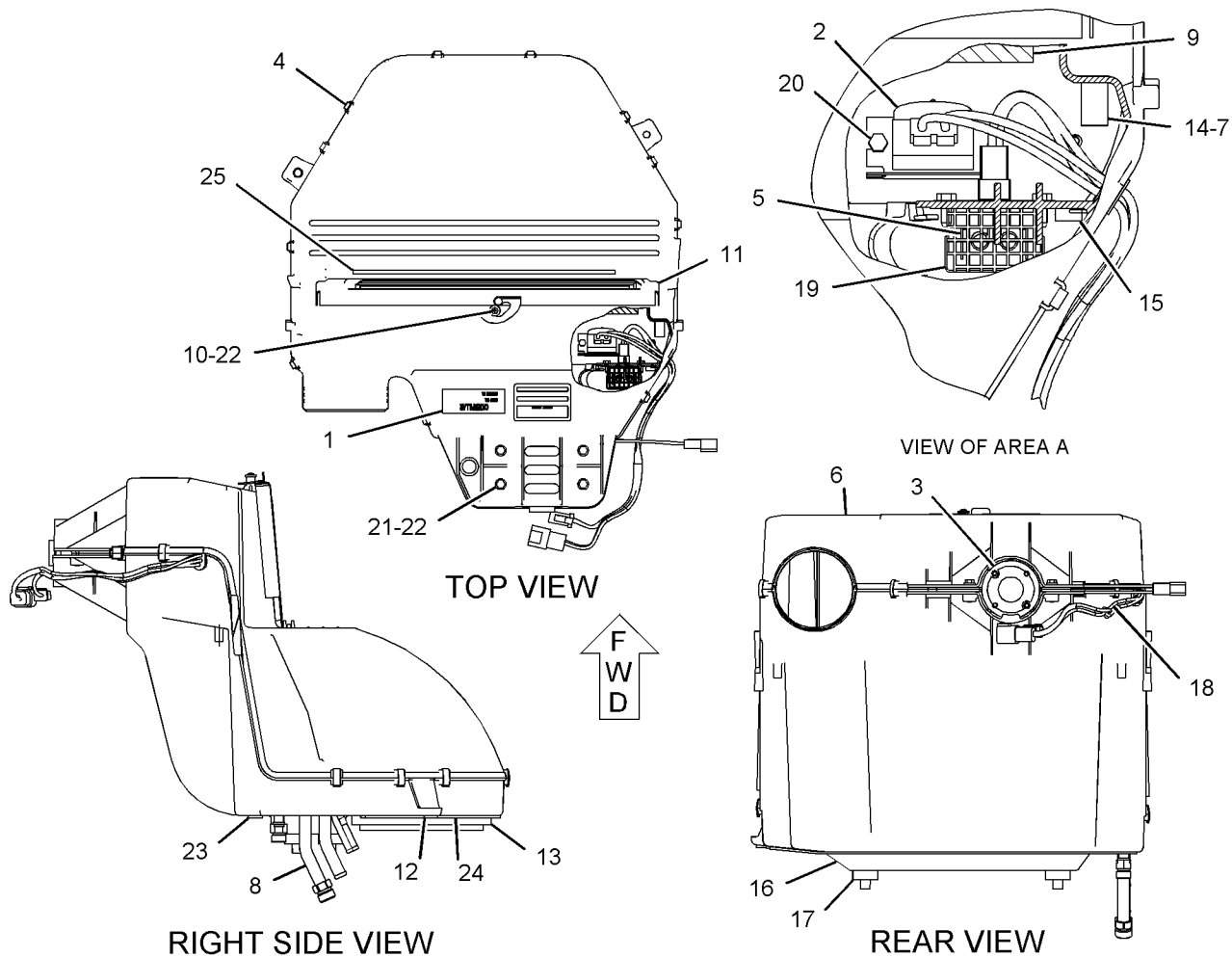
| NOTE | REF NO | GRAPHIC REF | PART NUMBER | QTY | PART NAME | | | | | | SEE PAGE |
|------|--------|-------------|-------------|-----|---|---|---|---|---|-------------------|----------|
| | | | | | 1 | 2 | 3 | 4 | 5 | 6 (PRODUCT LEVEL) | |
| | 1 | 1 | 8C-3756 | 1 | FILM-IDENTIFICATION (GROUP NUMBER) | | | | | | |
| | 2 | 1 | 119-9631 | 1 | SWITCH-TEMPERATURE (AIR CONDITIONER) | | | | | | |
| | 3 | 1 | 168-2313 | 1 | FAN AS | | | | | | |
| | | 1 | 7T-0093 | 2 | PIN-CONNECTOR | | | | | | |
| | | 1 | 177-9645 | 1 | KIT-RECEPTACLE (2-PIN) (INCLUDES RECEPTACLE AS & WEDGE) | | | | | | |
| | 4 | 1 | 185-4015 | 11 | CLIP | | | | | | |
| | 5 | 1 | 204-9921 | 1 | RESISTOR AS | | | | | | |
| | 6 | 1 | 210-7665 | 1 | HOUSING-TOP | | | | | | |
| | 7 | 1 | 210-7666 | 1 | BAFFLE | | | | | | |
| | 8 | 1 | 210-8401 | 1 | COIL AS-EVAPORATOR | | | | | | |
| | | 1 | 219-6288 | 1 | GASKET | | | | | | |
| D | | 1 | 5P-5688 | | SEAL (1-M) | | | | | | |
| | 9 | 1 | 211-2660 | 1 | FILTER-CAB AIR (RECIRCULATION) | | | | | | |
| | 10 | 1 | 212-3416 | 1 | SCREW-PAN HEAD (8-16X0.5-IN) | | | | | | |
| | 11 | 1 | 219-6281 | 1 | COVER AS | | | | | | |
| | | 1 | 219-6283 | 1 | LATCH | | | | | | |
| | | 1 | 6C-3680 | 1 | RIVET-POP | | | | | | |
| | 12 | 1 | 219-6284 | 2 | GASKET | | | | | | |
| | 13 | 1 | 219-6285 | 1 | GASKET | | | | | | |
| | 14 | 1 | 219-6286 | 1 | GASKET | | | | | | |
| | 15 | 1 | 219-6287 | 2 | GASKET | | | | | | |
| | 16 | 1 | 219-6292 | 1 | HOUSING AS | | | | | | |
| | | 1 | 7H-3937 | 4 | LOCKWASHER | | | | | | |
| M | | 1 | 129-3178 | 4 | LOCKNUT (M6X1-THD) | | | | | | |
| | 17 | 1 | 219-6294 | 2 | SEAL (DRAIN TUBE) | | | | | | |
| | 18 | 1 | 220-3762 | 1 | HARNESS AS-HEATER & AIR COND | | | | | | |
| | | 1 | 128-7716 | 1 | CONNECTOR | | | | | | |
| | | 1 | 177-9652 | 1 | SEAL-RECEPTACLE | | | | | | |
| | | 1 | 177-9653 | 1 | KIT-RECEPTACLE (4-PIN) (INCLUDES RECEPTACLE AS & WEDGE) | | | | | | |
| | | 1 | 192-2112 | 5 | SOCKET-TERMINAL | | | | | | |
| | | 1 | 155-2270 | 1 | KIT-CONNECTING PLUG (2-PIN) (INCLUDES PLUG AS, WEDGE & INTERFACE SEAL) | | | | | | |
| | 19 | 1 | 253-9510 | 1 | GUARD | | | | | | |
| | 20 | 1 | 2S-3745 | 4 | SCREW-TAPPING (10-16X0.5-IN) | | | | | | |
| M | 21 | 1 | 6V-7357 | 4 | BOLT (M6X1X25-MM) | | | | | | |
| | 22 | 1 | 8T-4205 | 5 | WASHER-HARD (7.2X14.5X2-MM THK) | | | | | | |
| D | 23 | 1 | 5P-5655 | | SEAL (0.5-M) | | | | | | |
| D | 24 | 1 | 5P-5637 | | SEAL (0.8-M) | | | | | | |
| E | 25 | 1 | 8C-7524 | | SEAL (35-CM) | | | | | | |

D-ORDER BY THE METER
E-ORDER BY THE CENTIMETER
M-METRIC PART

OPERATOR STATION

210-8363 AIR CONDITIONER GP (contd.)

i02445797



GRAPHIC #1

<END>

g01095421

OPERATOR STATION

229-8743 BRACKET GP-MOUNTING-MONITOR (CHG -00)

S/N: HLS1-UP

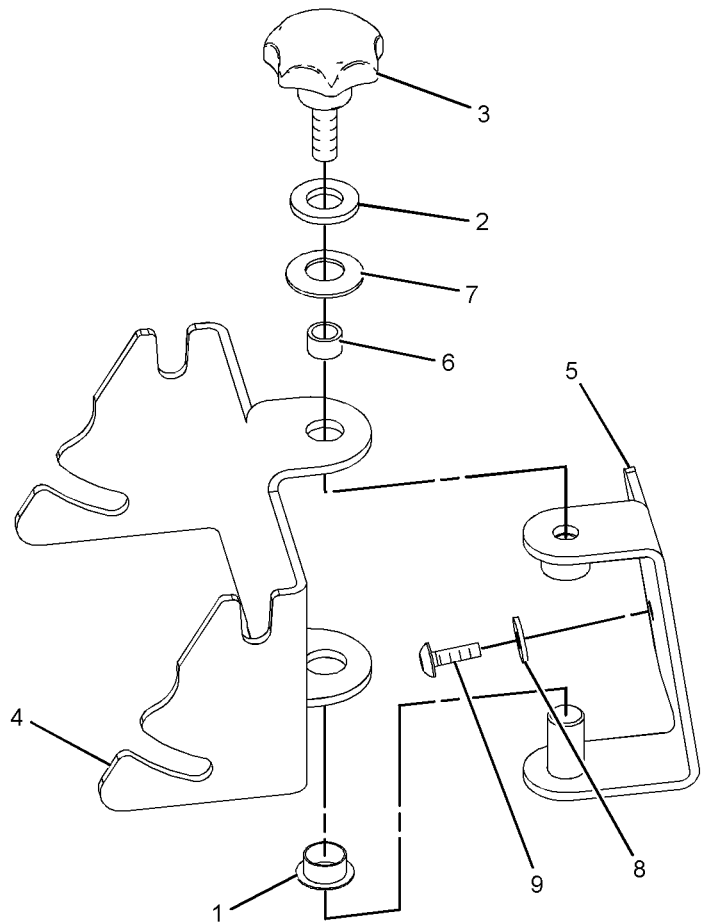
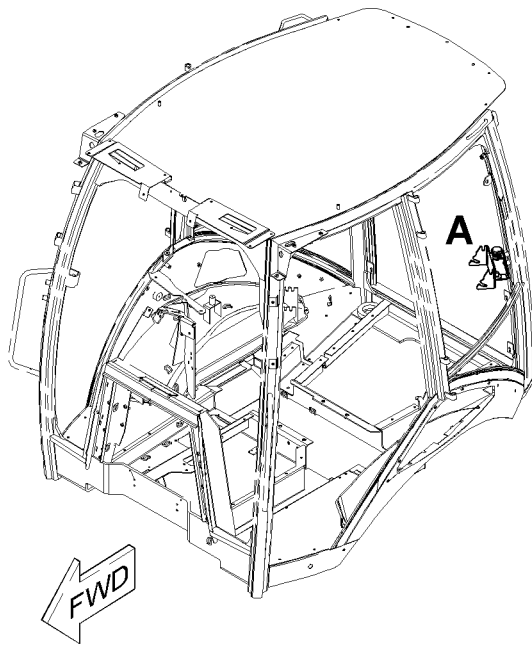
PART OF 211-4253 INSTALLATION GP-MONITOR
AN ATTACHMENT

SMCS-7301

i02121330

| NOTE | REF NO | GRAPHIC REF | PART NUMBER | QTY | PART NAME | | | | | | SEE PAGE |
|------|--------|-------------|-------------|-----|---------------------------------------|---|---|---|---|-------------------|----------|
| | | | | | 1 | 2 | 3 | 4 | 5 | 6 (PRODUCT LEVEL) | |
| | 1 | 1 | 9R-8165 | 1 | BEARING | | | | | | |
| | 2 | 1 | 140-4107 | 1 | WASHER | | | | | | |
| | 3 | 1 | 248-2284 | 1 | KNOB-CONTROL | | | | | | |
| | 4 | 1 | 251-0075 | 1 | BRACKET | | | | | | |
| | 5 | 1 | 251-0076 | 1 | BRACKET AS | | | | | | |
| | | 1 | 8G-0304 | 1 | PIN | | | | | | |
| | | 1 | 101-9080 | 1 | BOSS | | | | | | |
| | 6 | 1 | 254-6826 | 1 | SPACER (10.5X14X8.8-MM THK) | | | | | | |
| | 7 | 1 | 9K-6540 | 1 | WASHER-SPRING (0.63X1.25X0.04-IN THK) | | | | | | |
| | 8 | 1 | 9X-2038 | 2 | WASHER (7X19X2-MM THK) | | | | | | |
| M | 9 | 1 | 9X-2045 | 2 | SCREW-TRUSS HEAD (M6X1X20-MM) | | | | | | |

M-METRIC PART



VIEW OF AREA A
(EXPLODED)

GRAPHIC #1

<END>

g01082035

OPERATOR STATION

269-2125 CAB AR (CHG -00 THRU -04)

S/N: HLS1-UP
AN ATTACHMENT

SMCS-7301

i02471505

| NOTE | PART NUMBER | QTY | PART NAME | | | | | | SEE PAGE |
|------|-----------------|-----|---|---|---|---|---|-------------------|----------|
| | | | 1 | 2 | 3 | 4 | 5 | 6 (PRODUCT LEVEL) | |
| Y | 206-1889 | 1 | CAB GP (DOUBLE DOOR) | | | | | | 563 |
| Y | 206-1700 | 1 | CONSOLE GP-OPERATOR (RH) | | | | | | 575 |
| Y | 206-1702 | 1 | CONSOLE GP-OPERATOR (LH) | | | | | | 577 |
| Y | 206-1703 | 1 | CONSOLE GP-OPERATOR (FRONT) | | | | | | 579 |
| Y | 206-1633 | 1 | CONTROL GP-STEERING | | | | | | 221 |
| Y | 254-6101 | 1 | FAN GP-SUCTION | | | | | | 45 |
| Y | 213-1891 | 1 | FENDER GP-REAR | | | | | | 234 |
| Y | 206-1618 | 1 | FLOOR MAT GP | | | | | | 586 |
| Y | 223-3966 | 1 | FLOORPLATE GP | | | | | | 237 |
| Y | 206-1800 | 1 | HEATER GP-CAB | | | | | | 587 |
| Y | 255-2279 | 1 | INDICATOR GP-AIR FILTER CHANGE | | | | | | 57 |
| Y | 211-4277 | 1 | LIGHTING GP-FLOOD & SIGNAL (NACD, OPTIONAL) | | | | | | 94 |
| Y | 209-4703 | 1 | LINER GP-CAB | | | | | | 595 |
| Y | 211-0072 | 1 | LINES GP-HEATER | | | | | | 597 |
| Y | 205-9578 | 1 | MIRROR GP-REAR VIEW (INSIDE) | | | | | | 600 |
| Y | 269-3247 | 1 | MOUNTING GP-BACKHOE CONTROL (PILOT) | | | | | | 348 |
| Y | 205-9560 | 1 | MOUNTING GP-CAB | | | | | | 603 |
| Y | 205-9569 | 1 | ROOF GP-CAB | | | | | | 606 |
| Y | 280-7365 | 1 | SEAT GP-SUSPENSION (CLOTH) | | | | | | 618 |
| Y | 223-4713 | 1 | VALVE GP-PILOT (STABILIZER) | | | | | | 386 |
| Y | 206-1727 | 1 | WASHER GP-WINDOW | | | | | | 628 |
| Y | 206-1725 | 1 | WIPER GP-WINDOW | | | | | | 642 |
| Y | 211-4241 | 1 | WIRING GP-CONSOLE (SIDE) | | | | | | 112 |
| Y | 211-4245 | 1 | WIRING GP-CONSOLE (FRONT) | | | | | | 115 |
| Y | 211-4269 | 1 | WIRING GP-HEATER | | | | | | 123 |
| Y | 211-4240 | 1 | WIRING GP-PLATFORM | | | | | | 127 |
| | 285-1203 | 1 | LITERATURE GP | | | | | | |
| | 272-5421 | 1 | FILM-CONTROL (BACKHOE, JOYSTICK) (ON LH CONSOLE AROUND PATTERN SWITCHER) | | | | | | |
| | 250-7912 | 1 | FILM-IDENTIFICATION (CATERPILLAR, FRONT) (ON FRONT WINDSHIELD) | | | | | | |
| | 251-5628 | 1 | FILM-IDENTIFICATION (STABILIZER CONTROL) (ON RH CONSOLE NEXT TO STABILIZER CONTROLS) | | | | | | |
| | 285-1207 | 1 | MAT-PROTECTIVE | | | | | | |

Y-SEPARATE ILLUSTRATION

<END>

OPERATOR STATION

269-2126 CAB AR (CHG -00 THRU -02)

S/N: HLS1-UP

AN ATTACHMENT

SMCS-7301

i02447124

| NOTE | PART NUMBER | QTY | PART NAME | | | | | | SEE PAGE |
|-------------------------|-----------------|-----|--|---|---|---|---|-------------------|----------|
| | | | 1 | 2 | 3 | 4 | 5 | 6 (PRODUCT LEVEL) | |
| Y | 206-1889 | 1 | CAB GP (DOUBLE DOOR) | | | | | | 563 |
| Y | 200-2676 | 1 | COMPARTMENT GP-LITERATURE (STORAGE BAG) | | | | | | 571 |
| Y | 206-1700 | 1 | CONSOLE GP-OPERATOR (RH) | | | | | | 575 |
| Y | 206-1702 | 1 | CONSOLE GP-OPERATOR (LH) | | | | | | 577 |
| Y | 206-1703 | 1 | CONSOLE GP-OPERATOR (FRONT) | | | | | | 579 |
| Y | 206-1633 | 1 | CONTROL GP-STEERING | | | | | | 221 |
| Y | 254-6101 | 1 | FAN GP-SUCTION | | | | | | 45 |
| Y | 213-1891 | 1 | FENDER GP-REAR | | | | | | 234 |
| Y | 206-1618 | 1 | FLOOR MAT GP | | | | | | 586 |
| Y | 223-3966 | 1 | FLOORPLATE GP | | | | | | 237 |
| Y | 206-1800 | 1 | HEATER GP-CAB | | | | | | 587 |
| Y | 255-2279 | 1 | INDICATOR GP-AIR FILTER CHANGE | | | | | | 57 |
| Y | 211-4277 | 1 | LIGHTING GP-FLOOD & SIGNAL (NACD, OPTIONAL) | | | | | | 94 |
| Y | 209-4703 | 1 | LINER GP-CAB | | | | | | 595 |
| Y | 211-0072 | 1 | LINES GP-HEATER | | | | | | 597 |
| Y | 205-9578 | 1 | MIRROR GP-REAR VIEW (INSIDE) | | | | | | 600 |
| Y | 269-3247 | 1 | MOUNTING GP-BACKHOE CONTROL (PILOT) | | | | | | 348 |
| Y | 205-9560 | 1 | MOUNTING GP-CAB | | | | | | 603 |
| Y | 205-9569 | 1 | ROOF GP-CAB | | | | | | 606 |
| Y | 180-5772 | 1 | SEAT GP-SUSPENSION (DELUXE, CLOTH) | | | | | | 615 |
| Y | 223-4715 | 1 | VALVE GP-PILOT (STABILIZER) | | | | | | 387 |
| Y | 206-1857 | 1 | VISOR GP-CAB | | | | | | 627 |
| Y | 206-1727 | 1 | WASHER GP-WINDOW | | | | | | 628 |
| Y | 206-1725 | 1 | WIPER GP-WINDOW | | | | | | 642 |
| Y | 211-4241 | 1 | WIRING GP-CONSOLE (SIDE) | | | | | | 112 |
| Y | 211-4245 | 1 | WIRING GP-CONSOLE (FRONT) | | | | | | 115 |
| Y | 263-9483 | 1 | WIRING GP-ENGINE | | | | | | 121 |
| Y | 211-4269 | 1 | WIRING GP-HEATER | | | | | | 123 |
| Y | 211-4240 | 1 | WIRING GP-PLATFORM | | | | | | 127 |
| | 211-4271 | 1 | WIRING GP-POWER RECEPTACLE | | | | | | |
| | 178-7539 | 1 | RECEPTACLE AS (POWER SUPPLY) | | | | | | |
| | 251-3306 | 1 | FILM (STABILIZER, AUTO UP) (RH CONSOLE NEXT TO STABILIZER CONTROLS) | | | | | | |
| | 272-5420 | 1 | FILM-CONTROL (LOADER, JOYSTICK) (RH CONSOLE) | | | | | | |
| | 272-5421 | 1 | FILM-CONTROL (BACKHOE, JOYSTICK) (LH CONSOLE AROUND PATTERN SWITCHER) | | | | | | |
| | 250-7912 | 1 | FILM-IDENTIFICATION (CATERPILLAR, FRONT) (FRONT WINDSHIELD) | | | | | | |
| | 206-1716 | 1 | FLOOR MAT | | | | | | |
| Y-SEPARATE ILLUSTRATION | | | | | | | | | |
| <END> | | | | | | | | | |

OPERATOR STATION

269-2127 CAB AR (CHG -00 THRU -02)

S/N: HLS1-UP

AN ATTACHMENT

SMCS-7301

i02447125

| NOTE | PART NUMBER | QTY | PART NAME | | | | | | SEE PAGE |
|-------------------------|-----------------|-----|--|---|---|---|---|-------------------|----------|
| | | | 1 | 2 | 3 | 4 | 5 | 6 (PRODUCT LEVEL) | |
| Y | 206-1801 | 1 | AIR CONDITIONER & MOUNTING GP | | | | | | 555 |
| Y | 206-1889 | 1 | CAB GP (DOUBLE DOOR) | | | | | | 563 |
| Y | 200-2676 | 1 | COMPARTMENT GP-LITERATURE (STORAGE BAG) | | | | | | 571 |
| Y | 248-5025 | 1 | COMPRESSOR & MTG GP-REFRIG | | | | | | 572 |
| Y | 211-0705 | 1 | CONDENSER & MTG GP-REFRIGERANT | | | | | | 574 |
| Y | 206-1700 | 1 | CONSOLE GP-OPERATOR (RH) | | | | | | 575 |
| Y | 206-1702 | 1 | CONSOLE GP-OPERATOR (LH) | | | | | | 577 |
| Y | 206-1703 | 1 | CONSOLE GP-OPERATOR (FRONT) | | | | | | 579 |
| Y | 206-1633 | 1 | CONTROL GP-STEERING | | | | | | 221 |
| Y | 213-9314 | 1 | FAN GP-SUCTION (WITH AIR CONDITIONER) | | | | | | 44 |
| Y | 213-1891 | 1 | FENDER GP-REAR | | | | | | 234 |
| Y | 206-1618 | 1 | FLOOR MAT GP | | | | | | 586 |
| Y | 223-3966 | 1 | FLOORPLATE GP | | | | | | 237 |
| Y | 255-2279 | 1 | INDICATOR GP-AIR FILTER CHANGE | | | | | | 57 |
| Y | 211-4277 | 1 | LIGHTING GP-FLOOD & SIGNAL (NACD, OPTIONAL) | | | | | | 94 |
| Y | 209-4703 | 1 | LINER GP-CAB | | | | | | 595 |
| Y | 211-0071 | 1 | LINES GP-HEATER & AIR COND | | | | | | 598 |
| Y | 205-9578 | 1 | MIRROR GP-REAR VIEW (INSIDE) | | | | | | 600 |
| Y | 269-3247 | 1 | MOUNTING GP-BACKHOE CONTROL (PILOT) | | | | | | 348 |
| Y | 205-9560 | 1 | MOUNTING GP-CAB | | | | | | 603 |
| Y | 205-9569 | 1 | ROOF GP-CAB | | | | | | 606 |
| Y | 180-5772 | 1 | SEAT GP-SUSPENSION (DELUXE, CLOTH) | | | | | | 615 |
| Y | 223-4715 | 1 | VALVE GP-PILOT (STABILIZER) | | | | | | 387 |
| Y | 206-1857 | 1 | VISOR GP-CAB | | | | | | 627 |
| Y | 206-1727 | 1 | WASHER GP-WINDOW | | | | | | 628 |
| Y | 206-1725 | 1 | WIPER GP-WINDOW | | | | | | 642 |
| Y | 211-4268 | 1 | WIRING GP-AIR CONDITIONER | | | | | | 109 |
| Y | 211-4241 | 1 | WIRING GP-CONSOLE (SIDE) | | | | | | 112 |
| Y | 211-4245 | 1 | WIRING GP-CONSOLE (FRONT) | | | | | | 115 |
| Y | 263-9483 | 1 | WIRING GP-ENGINE | | | | | | 121 |
| Y | 211-4240 | 1 | WIRING GP-PLATFORM | | | | | | 127 |
| | 211-4271 | 1 | WIRING GP-POWER RECEPTACLE | | | | | | |
| | 178-7539 | 1 | RECEPTACLE AS (POWER SUPPLY) | | | | | | |
| | 251-3306 | 1 | FILM (STABILIZER, AUTO UP) (RH CONSOLE NEXT TO STABILIZER CONTROLS) | | | | | | |
| | 272-5420 | 1 | FILM-CONTROL (LOADER, JOYSTICK) (RH CONSOLE) | | | | | | |
| | 272-5421 | 1 | FILM-CONTROL (BACKHOE, JOYSTICK) (LH CONSOLE AROUND PATTERN SWITCHER) | | | | | | |
| | 250-7912 | 1 | FILM-IDENTIFICATION (CATERPILLAR, FRONT) (FRONT WINDSHIELD) | | | | | | |
| | 206-1716 | 1 | FLOOR MAT | | | | | | |
| Y-SEPARATE ILLUSTRATION | | | | | | | | | |
| <END> | | | | | | | | | |

OPERATOR STATION

206-1889 CAB GP (CHG -02 THRU -06)

S/N: HLS1-UP

PART OF 269-2125, 269-2126, 269-2127 CAB AR
AN ATTACHMENT

SMCS-7301

i02445798

| NOTE | REF NO | GRAPHIC REF | PART NUMBER | QTY | PART NAME | | | | | | SEE PAGE |
|------|--------|-------------|-------------|-----|---------------------------------|---|---|---|---|-------------------|----------|
| | | | | | 1 | 2 | 3 | 4 | 5 | 6 (PRODUCT LEVEL) | |
| | 1 | 2 | 123-0380 | 2 | SHIELD-STRIKER | | | | | | |
| B | 2 | 2 | 177-4877 | 4 | SHIM (1-MM THK) | | | | | | |
| | 3 | 2 | 187-0413 | 2 | STRIKER | | | | | | |
| | 4 | 2 | 204-4220 | 1 | CANOPY AS | | | | | | |
| | | 2 | 204-4175 | 1 | ROPS AS | | | | | | |
| | 5 | 2 | 205-9605 | 1 | GLASS (FRONT, LH) | | | | | | |
| | 6 | 2 | 205-9606 | 1 | GLASS (FRONT, RH) | | | | | | |
| | 7 | 2 | 205-9607 | 1 | GLASS (FRONT) | | | | | | |
| Y | 8 | 2 | 205-9619 | 1 | WINDOW GP-CAB (UPPER, LH) | | | | | | 630 |
| | 9 | 2 | 205-9622 | 1 | GLASS (LOWER, LH) | | | | | | |
| Y | 10 | 1 | 205-9628 | 1 | WINDOW GP-CAB (UPPER, RH) | | | | | | 632 |
| | 11 | 1 | 205-9631 | 1 | GLASS (LOWER, RH) | | | | | | |
| | 12 | 1 | 206-1590 | 4 | PIN | | | | | | |
| Y | 13 | 2 | 206-1592 | 1 | DOOR GP-CAB (LH) | | | | | | 582 |
| Y | 14 | 1 | 206-1593 | 1 | DOOR GP-CAB (RH) | | | | | | 584 |
| | 15 | 2 | 206-1647 | 1 | PLATE | | | | | | |
| | 16 | 2 | 210-6475 | 2 | PLATE | | | | | | |
| Y | 17 | 1 | 229-0300 | 1 | WINDOW GP-CAB (REAR) | | | | | | 634 |
| | 18 | 1 | 129-5256 | 12 | BUSHING | | | | | | |
| | 19 | 1 | 129-5257 | 8 | BUSHING | | | | | | |
| M | 20 | 2 | 131-3987 | 8 | SCREW (M4X0.7X12-MM) | | | | | | |
| | 21 | 2 | 159-4945 | 2 | KEEPER-REAR (LH) | | | | | | |
| | 22 | 2 | 159-4946 | 2 | KEEPER | | | | | | |
| | 23 | 2 | 5P-4116 | 11 | WASHER-HARD (8.8X20.5X2-MM THK) | | | | | | |
| | 24 | 1 | 8S-7803 | 8 | RING-RETAINING | | | | | | |
| M | 25 | 2 | 8T-4189 | 9 | BOLT (M8X1.25X20-MM) | | | | | | |
| M | 26 | 2 | 8T-4200 | 2 | BOLT (M8X1.25X16-MM) | | | | | | |
| | 27 | 2 | 9R-5616 | 3 | PLUG | | | | | | |

B-USE AS REQUIRED

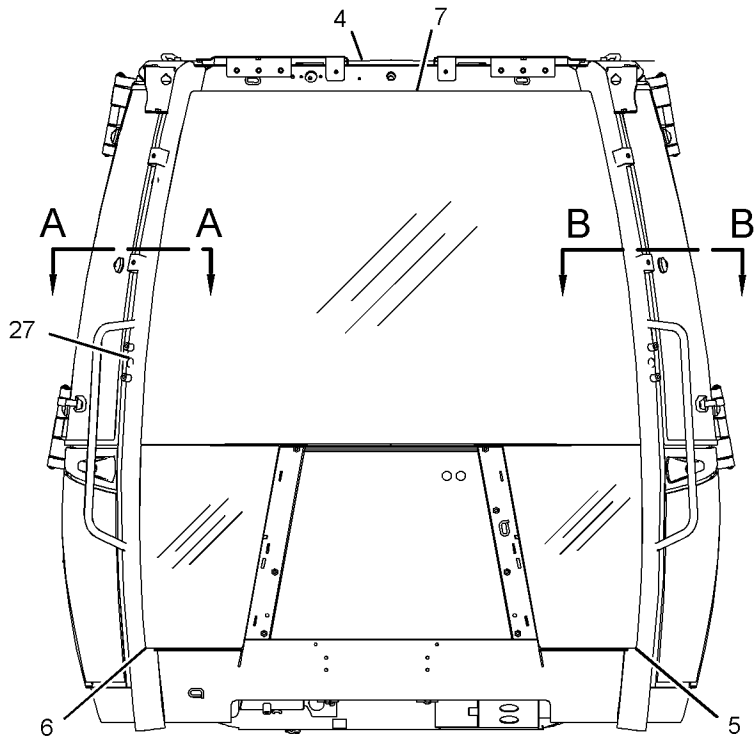
M-METRIC PART

Y-SEPARATE ILLUSTRATION

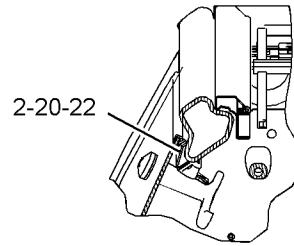
OPERATOR STATION

206-1889 CAB GP (contd.)

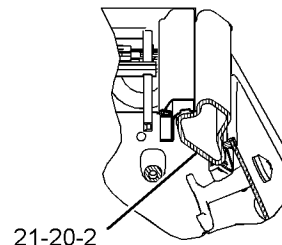
i02445798



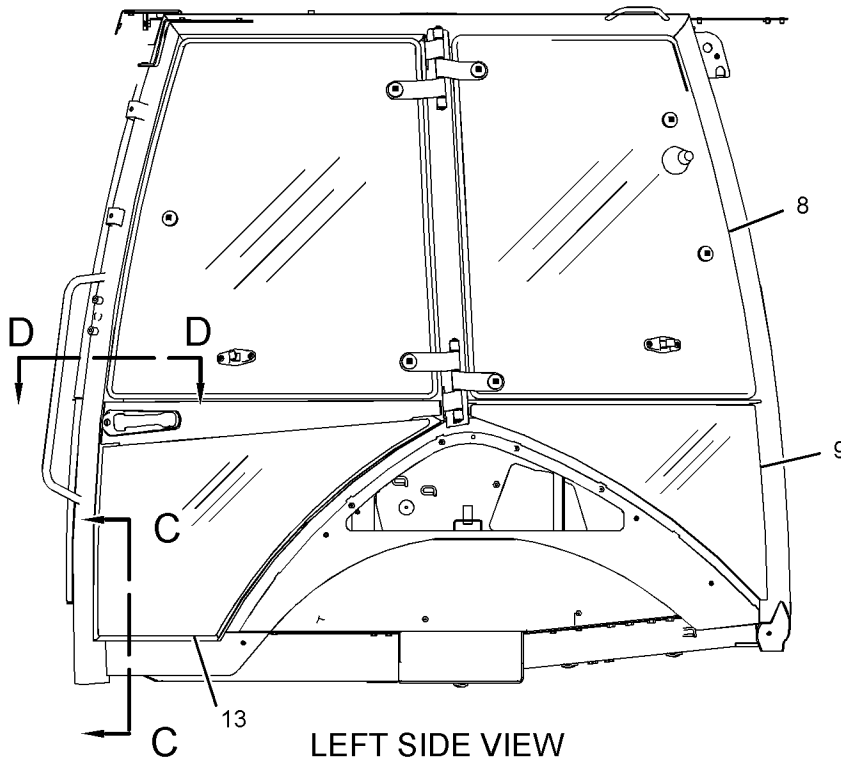
FRONT VIEW



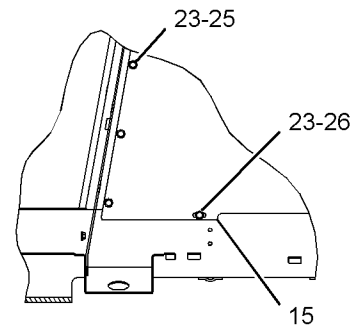
SECTION A-A



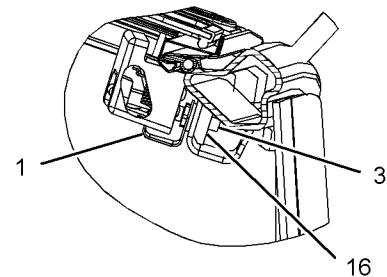
SECTION B-B



LEFT SIDE VIEW



SECTION C-C



SECTION D-D

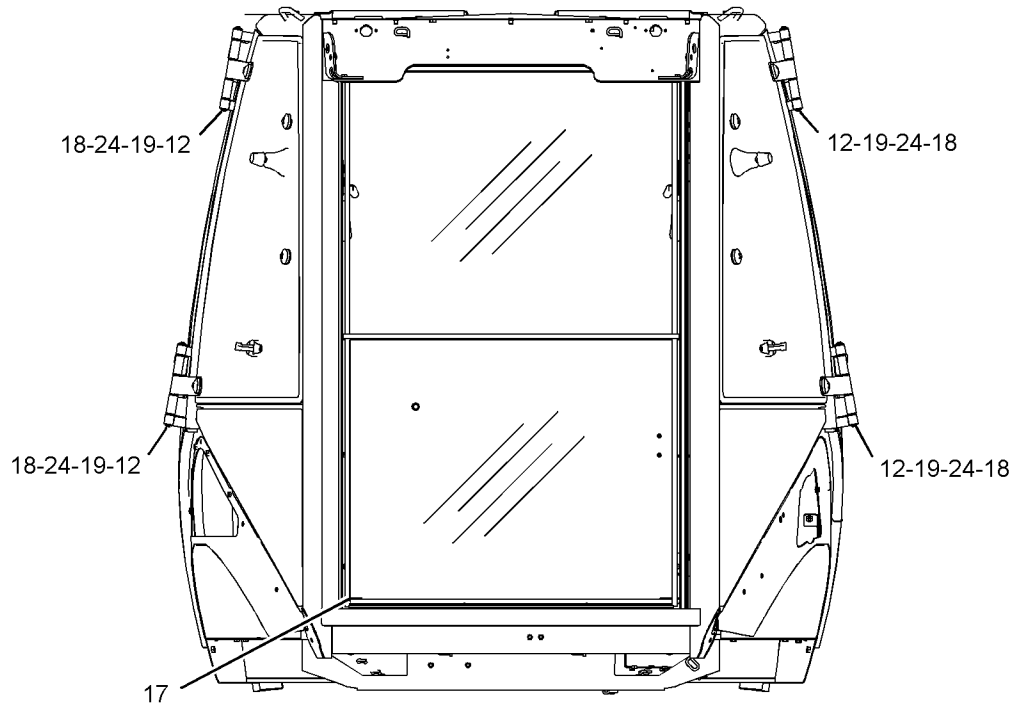
GRAPHIC #1

g01230765

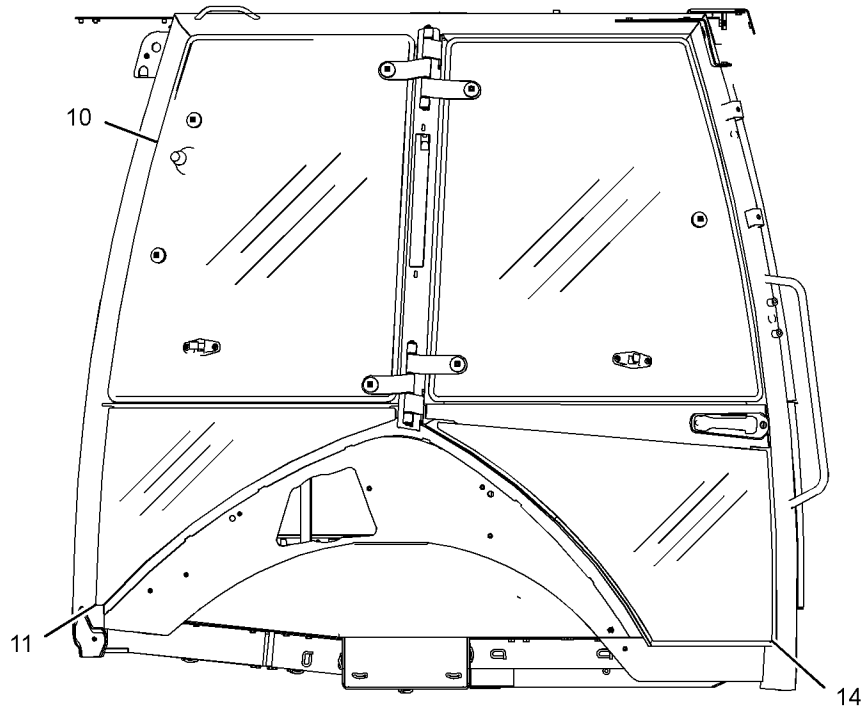
OPERATOR STATION

206-1889 CAB GP (contd.)

i02445798



REAR VIEW



RIGHT SIDE VIEW

<END>

GRAPHIC #2

g01230764

OPERATOR STATION

269-2123 CANOPY AR (CHG -00 THRU -02)

S/N: HLS1-UP
AN ATTACHMENT

SMCS - 7302

i02446269

| NOTE | PART NUMBER | QTY | PART NAME | | | | | | SEE PAGE |
|-------------------------|-----------------|-----|--|---|---|---|---|-------------------|----------|
| | | | 1 | 2 | 3 | 4 | 5 | 6 (PRODUCT LEVEL) | |
| Y | 206-1884 | 1 | CANOPY GP-OPEN ROPS (WITHOUT FRONT WINDOW) | | | | | | 568 |
| Y | 206-1700 | 1 | CONSOLE GP-OPERATOR (RH) | | | | | | 575 |
| Y | 206-1702 | 1 | CONSOLE GP-OPERATOR (LH) | | | | | | 577 |
| Y | 206-1703 | 1 | CONSOLE GP-OPERATOR (FRONT) | | | | | | 579 |
| Y | 206-1633 | 1 | CONTROL GP-STEERING | | | | | | 221 |
| Y | 254-6101 | 1 | FAN GP-SUCTION | | | | | | 45 |
| Y | 213-1891 | 1 | FENDER GP-REAR | | | | | | 234 |
| Y | 206-1618 | 1 | FLOOR MAT GP | | | | | | 586 |
| Y | 223-3965 | 1 | FLOORPLATE GP | | | | | | 236 |
| Y | 255-2279 | 1 | INDICATOR GP-AIR FILTER CHANGE | | | | | | 57 |
| Y | 211-4277 | 1 | LIGHTING GP-FLOOD & SIGNAL (NACD, OPTIONAL) | | | | | | 94 |
| Y | 259-6276 | 1 | MIRROR GP-REAR VIEW (INSIDE) | | | | | | 601 |
| Y | 269-3247 | 1 | MOUNTING GP-BACKHOE CONTROL (PILOT) | | | | | | 348 |
| Y | 205-9560 | 1 | MOUNTING GP-CAB | | | | | | 603 |
| Y | 206-1701 | 1 | PROTECTION GP-VANDALISM (ROTATING GUARD) | | | | | | 649 |
| Y | 205-9569 | 1 | ROOF GP-CAB | | | | | | 606 |
| Y | 280-7364 | 1 | SEAT GP-SUSPENSION (VINYL) | | | | | | 618 |
| Y | 206-1704 | 1 | TRIM GP-CAB | | | | | | 625 |
| Y | 223-4713 | 1 | VALVE GP-PILOT (STABILIZER) | | | | | | 386 |
| Y | 211-4241 | 1 | WIRING GP-CONSOLE (SIDE) | | | | | | 112 |
| Y | 211-4245 | 1 | WIRING GP-CONSOLE (FRONT) | | | | | | 115 |
| Y | 211-4240 | 1 | WIRING GP-PLATFORM | | | | | | 127 |
| | 211-4271 | 1 | WIRING GP-POWER RECEPTACLE | | | | | | |
| | 178-7539 | | RECEPTACLE AS (POWER SUPPLY) | | | | | | |
| | 272-5421 | 1 | FILM-CONTROL (BACKHOE, JOYSTICK) (LH CONSOLE AROUND PATTERN SWITCHER) | | | | | | |
| | 256-5299 | 1 | FILM-IDENTIFICATION (CATERPILLAR, REAR) (ON CAB ROOF CENTERED HORIZONTALLY & VERTICALLY) | | | | | | |
| | 251-5628 | 1 | FILM-IDENTIFICATION (STABILIZER CONTROL) (RH CONSOLE NEXT TO STABILIZER CONTROLS) | | | | | | |
| | 227-1057 | 1 | PLUG-HOLE | | | | | | |
| Y-SEPARATE ILLUSTRATION | | | | | | | | | |

<END>

OPERATOR STATION

269-2124 CANOPY AR (CHG -00 THRU -02)

S/N: HLS1-UP

AN ATTACHMENT

SMCS-7302

i02446517

| NOTE | PART NUMBER | QTY | PART NAME | | | | | | SEE PAGE |
|------|-------------|-----|--|---|---|---|---|-------------------|----------|
| | | | 1 | 2 | 3 | 4 | 5 | 6 (PRODUCT LEVEL) | |
| Y | 206-1885 | 1 | CANOPY GP-OPEN ROPS | | | | | | 570 |
| Y | 206-1700 | 1 | CONSOLE GP-OPERATOR (RH) | | | | | | 575 |
| Y | 206-1702 | 1 | CONSOLE GP-OPERATOR (LH) | | | | | | 577 |
| Y | 206-1703 | 1 | CONSOLE GP-OPERATOR (FRONT) | | | | | | 579 |
| Y | 206-1633 | 1 | CONTROL GP-STEERING | | | | | | 221 |
| Y | 220-3785 | 1 | COVER GP-WIPER MOTOR | | | | | | 581 |
| Y | 254-6101 | 1 | FAN GP-SUCTION | | | | | | 45 |
| Y | 213-1891 | 1 | FENDER GP-REAR | | | | | | 234 |
| Y | 206-1618 | 1 | FLOOR MAT GP | | | | | | 586 |
| Y | 223-3965 | 1 | FLOORPLATE GP | | | | | | 236 |
| Y | 255-2279 | 1 | INDICATOR GP-AIR FILTER CHANGE | | | | | | 57 |
| Y | 211-4277 | 1 | LIGHTING GP-FLOOD & SIGNAL (NACD, OPTIONAL) | | | | | | 94 |
| Y | 259-6276 | 1 | MIRROR GP-REAR VIEW (INSIDE) | | | | | | 601 |
| Y | 269-3247 | 1 | MOUNTING GP-BACKHOE CONTROL (PILOT) | | | | | | 348 |
| Y | 205-9560 | 1 | MOUNTING GP-CAB | | | | | | 603 |
| Y | 206-1701 | 1 | PROTECTION GP-VANDALISM (ROTATING GUARD) | | | | | | 649 |
| Y | 205-9569 | 1 | ROOF GP-CAB | | | | | | 606 |
| Y | 280-7364 | 1 | SEAT GP-SUSPENSION (VINYL) | | | | | | 618 |
| Y | 206-1704 | 1 | TRIM GP-CAB | | | | | | 625 |
| Y | 223-4713 | 1 | VALVE GP-PILOT (STABILIZER) | | | | | | 386 |
| Y | 206-1728 | 1 | WIPER & WASHER GP-WINDOW | | | | | | 640 |
| Y | 211-4241 | 1 | WIRING GP-CONSOLE (SIDE) | | | | | | 112 |
| Y | 211-4245 | 1 | WIRING GP-CONSOLE (FRONT) | | | | | | 115 |
| Y | 211-4240 | 1 | WIRING GP-PLATFORM | | | | | | 127 |
| | 211-4271 | 1 | WIRING GP-POWER RECEPTACLE | | | | | | |
| | 178-7539 | 1 | RECEPTACLE AS (POWER SUPPLY) | | | | | | |
| | 272-5421 | 1 | FILM-CONTROL (BACKHOE, JOYSTICK) (ON LH CONSOLE AROUND PATTERN SWITCHER) | | | | | | |
| | 250-7912 | 1 | FILM-IDENTIFICATION (CATERPILLAR, FRONT) (ON FRONT WINDSHEILD) | | | | | | |
| | 251-5628 | 1 | FILM-IDENTIFICATION (STABILIZER CONTROL) (RH CONSOLE NEXT TO STABILIZER CONTROLS) | | | | | | |
| | 227-1057 | 1 | PLUG-HOLE | | | | | | |

Y-SEPARATE ILLUSTRATION

<END>

OPERATOR STATION

206-1884 CANOPY GP-OPEN ROPS—WITHOUT FRONT WINDOW
 (CHG -03 THRU -07)
 S/N: HLS1-UP
 PART OF 269-2123 CANOPY AR
 AN ATTACHMENT

SMCS-7302, 7323

i02446271

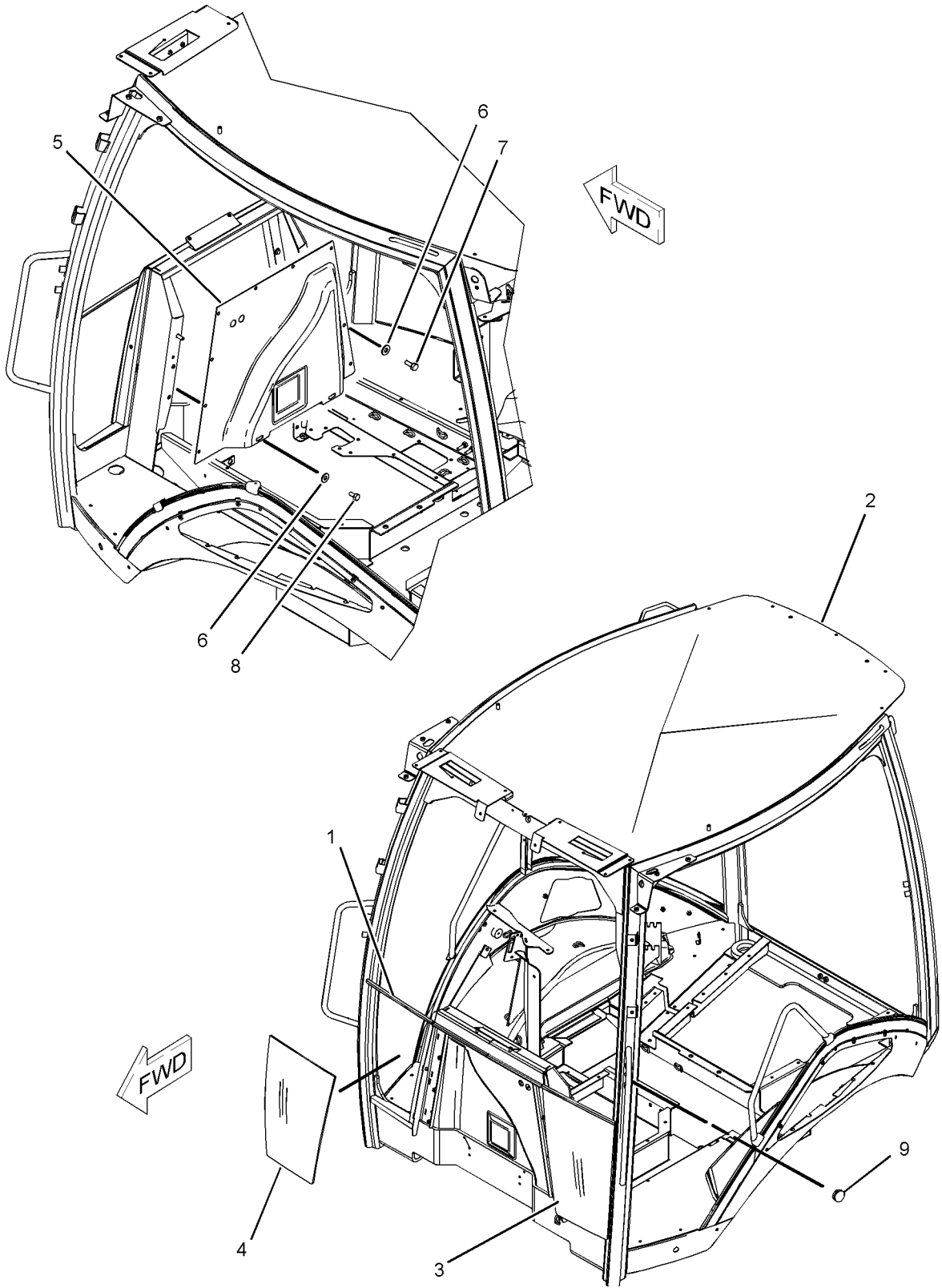
| NOTE | REF NO | GRAPHIC REF | PART NUMBER | QTY | PART NAME | | | | | | SEE PAGE |
|------|--------|-------------|-----------------|-----|---------------------------------|---|---|---|---|-------------------|----------|
| | | | | | 1 | 2 | 3 | 4 | 5 | 6 (PRODUCT LEVEL) | |
| E | 1 | 1 | 9X-2092 | | STRIP-EDGE (60-CM) | | | | | | |
| | 2 | 1 | 204-4230 | 1 | CANOPY AS-OPEN ROPS | | | | | | |
| | 3 | 1 | 205-9605 | 1 | GLASS (FRONT, LH) | | | | | | |
| | 4 | 1 | 205-9606 | 1 | GLASS (FRONT, RH) | | | | | | |
| | 5 | 1 | 206-1647 | 1 | PLATE | | | | | | |
| | 6 | 1 | 5P-4116 | 10 | WASHER-HARD (8.8X20.5X2-MM THK) | | | | | | |
| M | 7 | 1 | 8T-4189 | 8 | BOLT (M8X1.25X20-MM) | | | | | | |
| M | 8 | 1 | 8T-4200 | 2 | BOLT (M8X1.25X16-MM) | | | | | | |
| | 9 | 1 | 9R-5616 | 3 | PLUG | | | | | | |

E-ORDER BY THE CENTIMETER
 M-METRIC PART

OPERATOR STATION

206-1884 CANOPY GP-OPEN ROPS (contd.)

i02446271



GRAPHIC #1

<END>

g01080439

OPERATOR STATION

206-1885 CANOPY GP-OPEN ROPS-WITH FRONT WINDOW

(CHG -03 THRU -07)

S/N: HLS1-UP

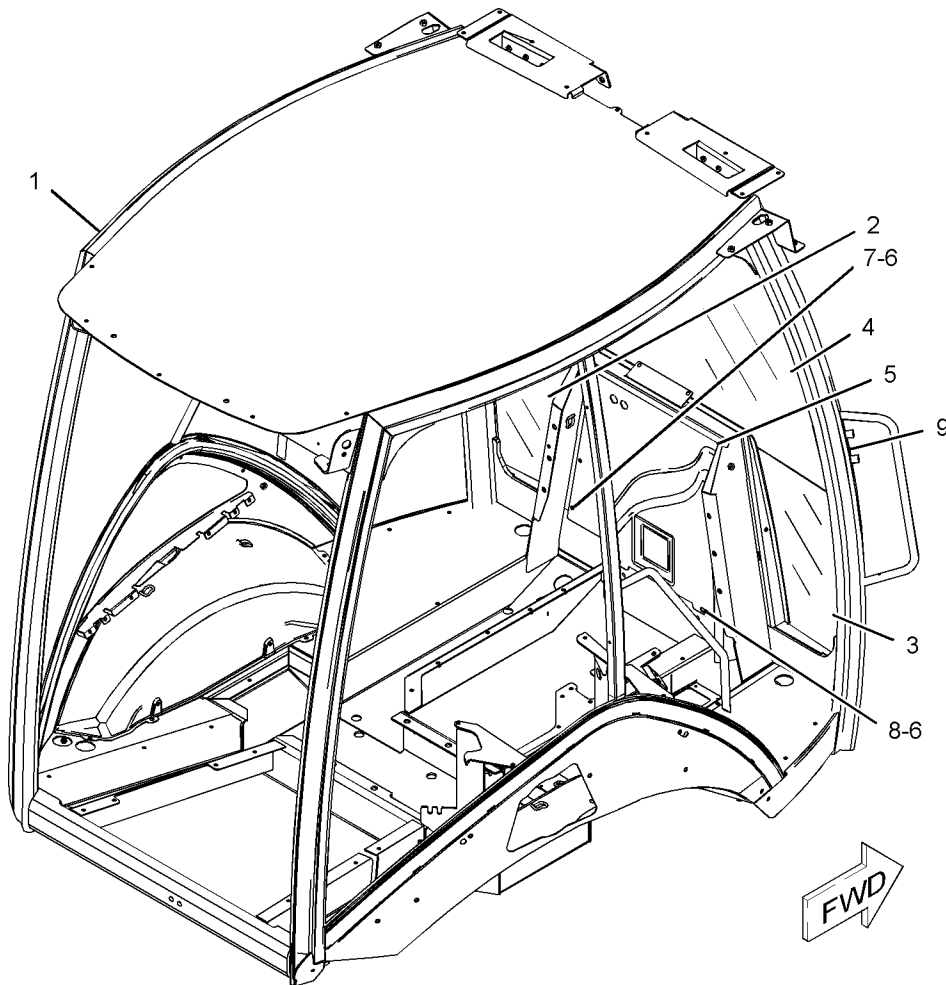
PART OF 269-2124 CANOPY AR
AN ATTACHMENT

SMCS-7302, 7323

i02446598

| NOTE | REF NO | GRAPHIC REF | PART NUMBER | QTY | PART NAME | | | | | | SEE PAGE |
|------|--------|-------------|-------------|-----|---------------------------------|---|---|---|---|-------------------|----------|
| | | | | | 1 | 2 | 3 | 4 | 5 | 6 (PRODUCT LEVEL) | |
| | 1 | 1 | 204-4220 | 1 | CANOPY AS | | | | | | |
| | 2 | 1 | 205-9605 | 1 | GLASS (FRONT, LH) | | | | | | |
| | 3 | 1 | 205-9606 | 1 | GLASS (FRONT, RH) | | | | | | |
| | 4 | 1 | 205-9607 | 1 | GLASS (FRONT) | | | | | | |
| | 5 | 1 | 206-1647 | 1 | PLATE | | | | | | |
| | 6 | 1 | 5P-4116 | 10 | WASHER-HARD (8.8X20.5X2-MM THK) | | | | | | |
| M | 7 | 1 | 8T-4189 | 8 | BOLT (M8X1.25X20-MM) | | | | | | |
| M | 8 | 1 | 8T-4200 | 2 | BOLT (M8X1.25X16-MM) | | | | | | |
| | 9 | 1 | 9R-5616 | 3 | PLUG | | | | | | |

M-METRIC PART



GRAPHIC #1

<END>

g01084068

OPERATOR STATION

200-2676 COMPARTMENT GP-LITERATURE (CHG -03 THRU -05)

S/N: HLS1-UP

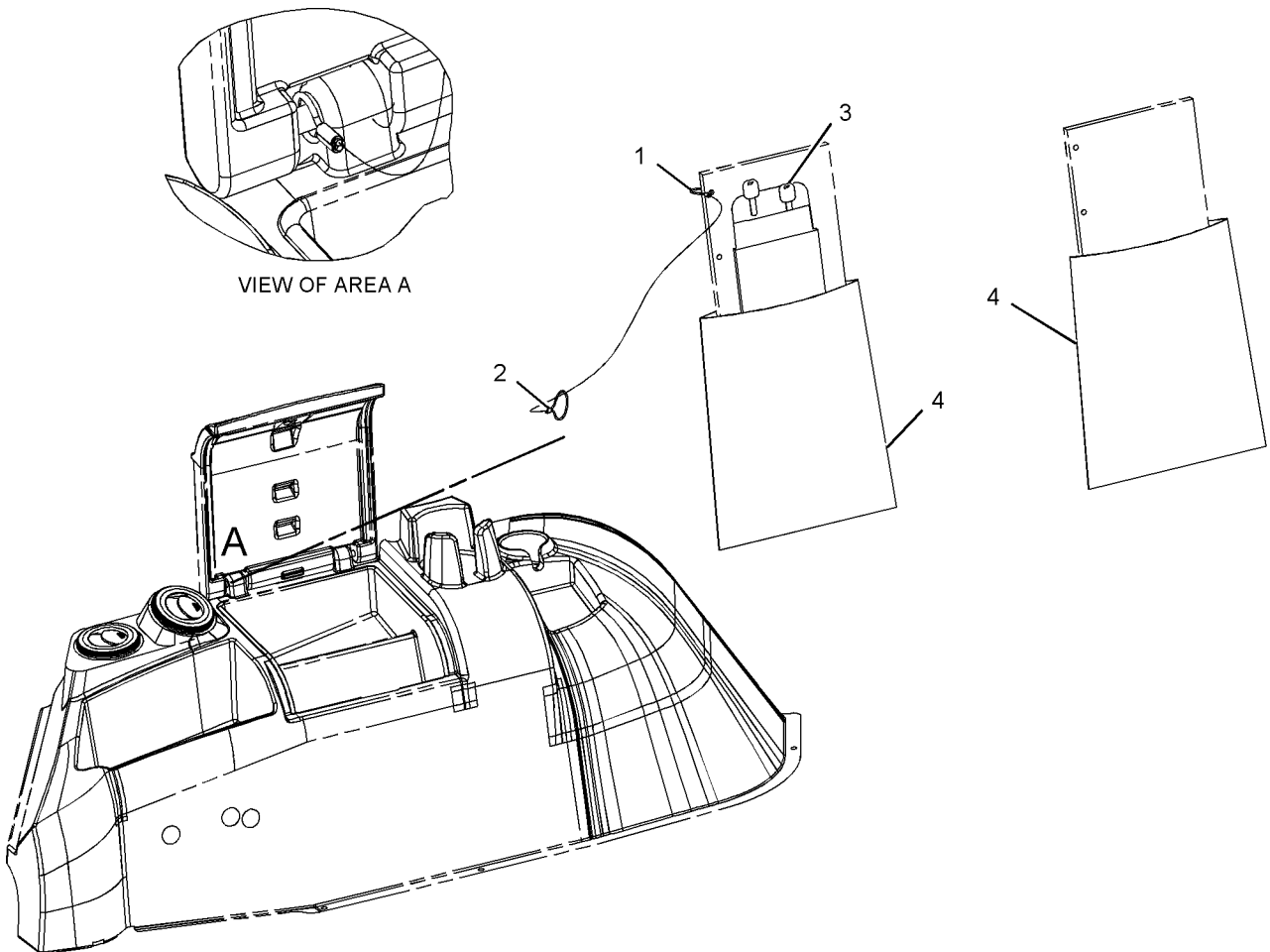
PART OF 269-2126, 269-2127 CAB AR
AN ATTACHMENT

SMCS-7268

i01988666

| NOTE | REF NO | GRAPHIC REF | PART NUMBER | QTY | PART NAME | | | | | | SEE PAGE |
|------|--------|-------------|-------------|-----|---------------------|---|---|---|---|-------------------|----------|
| | | | | | 1 | 2 | 3 | 4 | 5 | 6 (PRODUCT LEVEL) | |
| | 1 | 1 | 5P-7957 | 1 | LANYARD | | | | | | |
| | 2 | 1 | 5P-7958 | 1 | SLEEVE-CABLE SPLICE | | | | | | |
| | 3 | 1 | 5P-8500 | 2 | KEY | | | | | | |
| B | 4 | 1 | 7F-3400 | 2 | BAG-POLYETHYLENE | | | | | | |

B-USE AS REQUIRED



GRAPHIC #1

<END>

g01035823

OPERATOR STATION

248-5025 COMPRESSOR & MTG GP-REFRIG (CHG -01 THRU -04)

S/N: HLS1-UP

PART OF 269-2127 CAB AR
AN ATTACHMENT

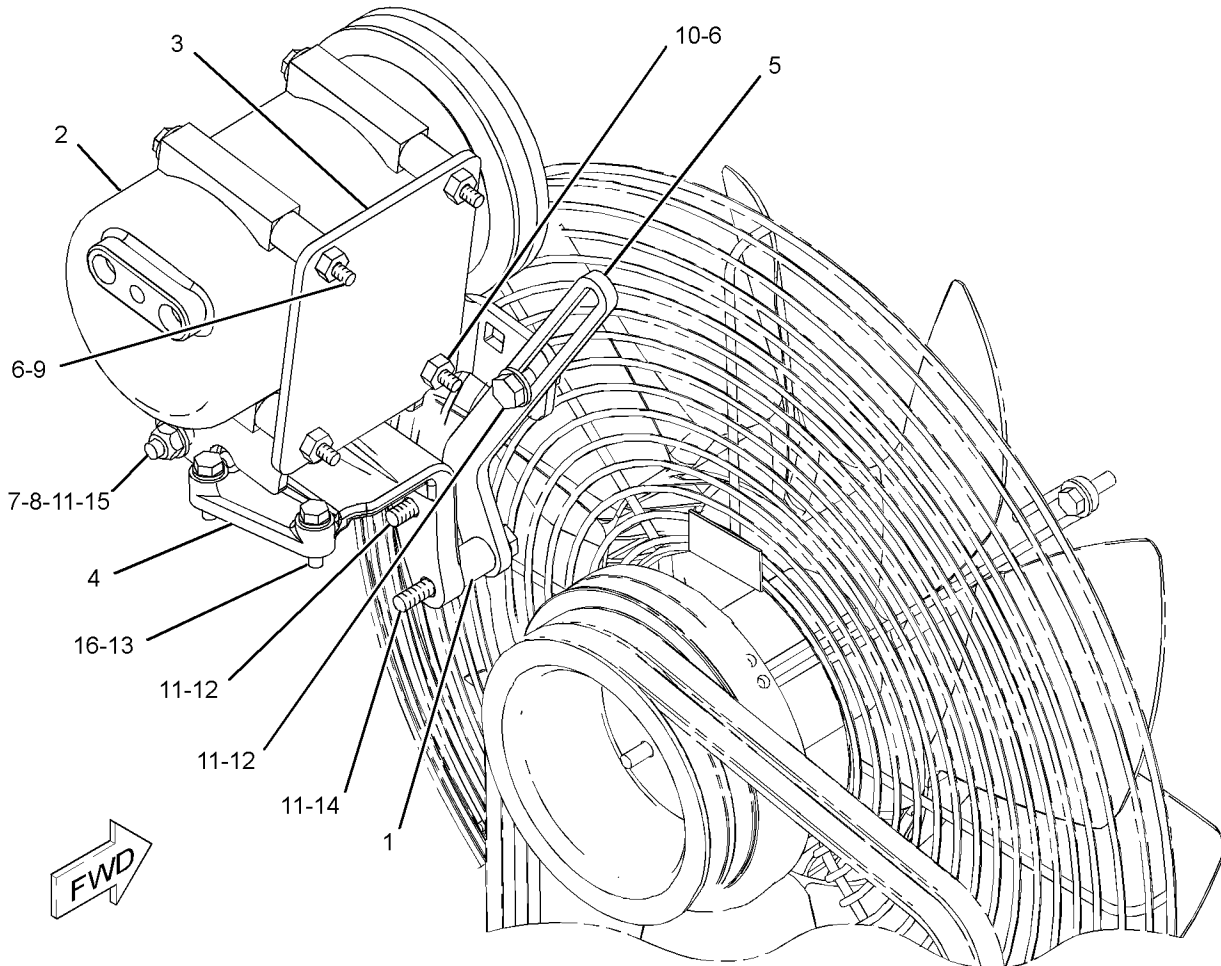
SMCS-1802

i02356708

| NOTE | REF NO | GRAPHIC REF | PART NUMBER | QTY | PART NAME | | | | | | SEE PAGE |
|------|--------|-------------|-------------|-----|---------------------------------|---|---|---|---|-------------------|----------|
| | | | | | 1 | 2 | 3 | 4 | 5 | 6 (PRODUCT LEVEL) | |
| | 1 | 1 | 132-4354 | 1 | SPACER (10.5X19X26.5-MM THK) | | | | | | |
| Y | 2 | 1 | 214-4302 | 1 | COMPRESSOR GP-REFRIGERANT | | | | | | 573 |
| | 3 | 1 | 248-5026 | 1 | BRACKET AS | | | | | | |
| | 4 | 1 | 249-2707 | 1 | BRACKET | | | | | | |
| | 5 | 1 | 249-9312 | 1 | PLATE | | | | | | |
| | 6 | 1 | 5P-4116 | 4 | WASHER-HARD (8.8X20.5X2-MM THK) | | | | | | |
| M | 7 | 1 | 6V-7744 | 1 | LOCKNUT (M10X1.15-THD) | | | | | | |
| | 8 | 1 | 7C-9465 | 1 | SPACER (11.1X14.3X20-MM THK) | | | | | | |
| M | 9 | 1 | 108-2989 | 2 | BOLT (M8X1.25X130-MM) | | | | | | |
| M | 10 | 1 | 7X-2541 | 2 | BOLT (M8X1.25X140-MM) | | | | | | |
| | 11 | 1 | 8T-4121 | 5 | WASHER-HARD (11X21X2.5-MM THK) | | | | | | |
| M | 12 | 1 | 8T-4195 | 2 | BOLT (M10X1.5X30-MM) | | | | | | |
| | 13 | 1 | 8T-4224 | 2 | WASHER-HARD (8.8X16X2-MM THK) | | | | | | |
| M | 14 | 1 | 8T-5005 | 1 | BOLT (M10X1.5X70-MM) | | | | | | |
| M | 15 | 1 | 8T-5436 | 1 | BOLT (M10X1.5X130-MM) | | | | | | |
| M | 16 | 1 | 8T-7547 | 2 | BOLT (M8X1.25X30-MM) | | | | | | |

M-METRIC PART

Y-SEPARATE ILLUSTRATION



GRAPHIC #1

<END>

g01206886

OPERATOR STATION

214-4302 COMPRESSOR GP-REFRIGERANT (CHG -02 THRU -04)

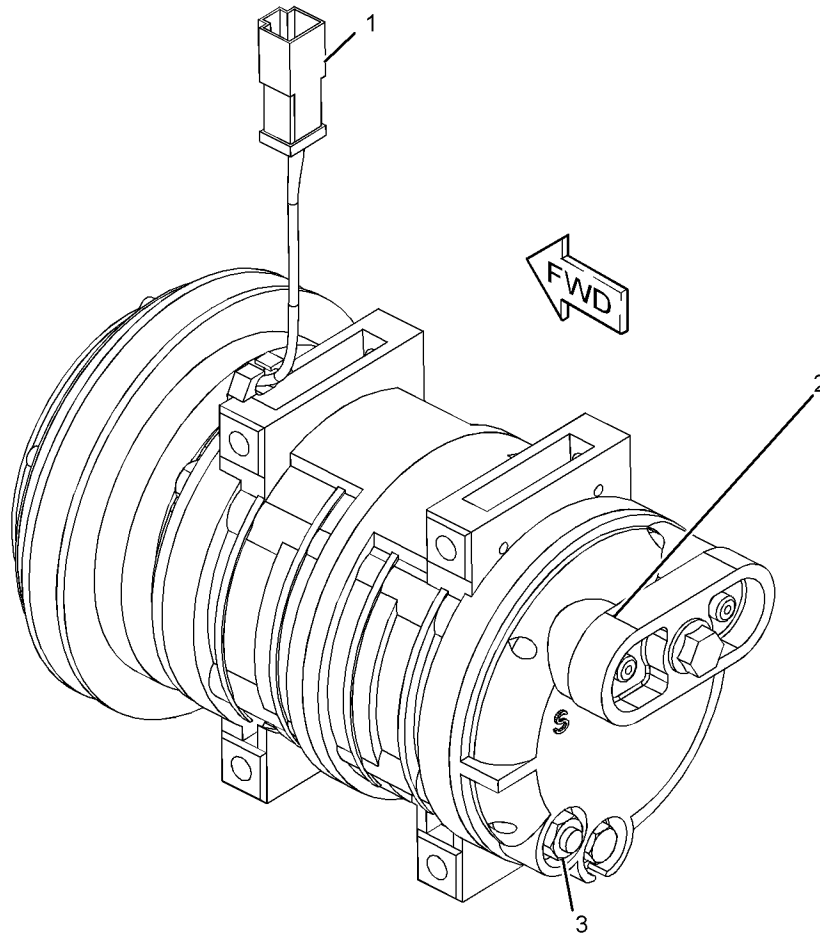
S/N: HLS1-UP

PART OF 248-5025 COMPRESSOR & MTG GP-REFRIG
AN ATTACHMENT

SMCS-1802

i02334000

| NOTE | REF NO | GRAPHIC REF | PART NUMBER | QTY | PART NAME | | | | | | SEE PAGE |
|------|--------|-------------|-------------|-----|----------------------------------|---|---|---|---|-------------------|----------|
| | | | | | 1 | 2 | 3 | 4 | 5 | 6 (PRODUCT LEVEL) | |
| | 1 | 1 | 102-8802 | 1 | KIT-RECEPTACLE (2-PIN) | | | | | | |
| | | | | | (INCLUDES RECEPTACLE AS & WEDGE) | | | | | | |
| | 2 | 1 | 229-4896 | 2 | SEAL-O-RING | | | | | | |
| | 3 | 1 | 229-7356 | 1 | VALVE AS-RELIEF | | | | | | |



GRAPHIC #1

<END>

g01239853

OPERATOR STATION

211-0705 CONDENSER & MTG GP-REFRIGERANT (CHG -01, -02)

S/N: HLS1-UP

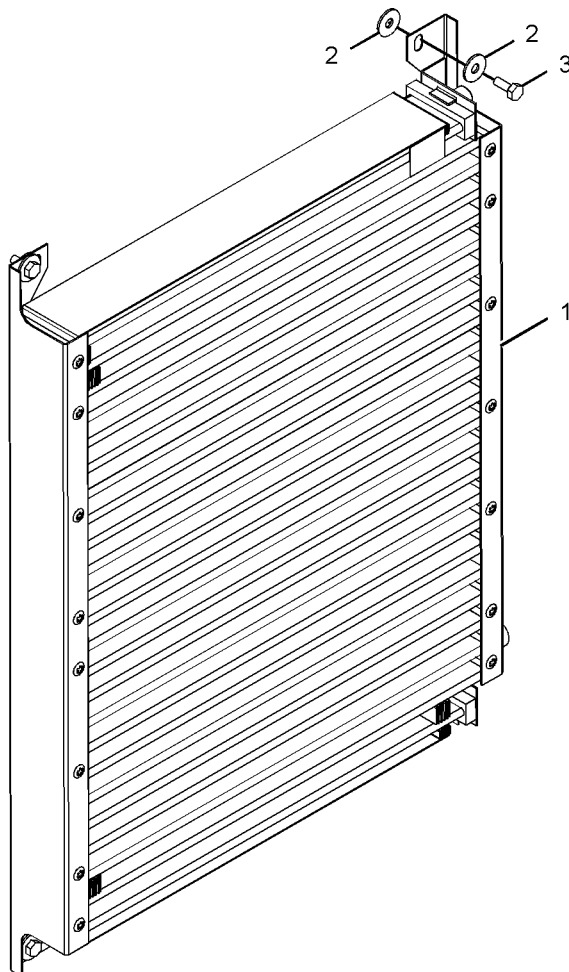
PART OF 269-2127 CAB AR
AN ATTACHMENT

SMCS-1805

i02445824

| NOTE | REF NO | GRAPHIC REF | PART NUMBER | QTY | PART NAME | | | | | | SEE PAGE |
|------|--------|-------------|-------------|-----|---------------------------------|---|---|---|---|-------------------|----------|
| | | | | | 1 | 2 | 3 | 4 | 5 | 6 (PRODUCT LEVEL) | |
| | 1 | 1 | 211-1381 | 1 | CORE AS-CONDENSER | | | | | | |
| | 2 | 1 | 7X-0579 | 4 | WASHER-HARD (8.8X25.5X2-MM THK) | | | | | | |
| M | 3 | 1 | 8T-4189 | 4 | BOLT (M8X1.25X20-MM) | | | | | | |

M-METRIC PART



GRAPHIC #1

<END>

g01080362

OPERATOR STATION

206-1700 CONSOLE GP-OPERATOR-RH (CHG -01 THRU -03)

S/N: HLS1-UP

PART OF 269-2125, 269-2126, 269-2127 CAB AR, 269-2123, 269-2124 CANOPY AR
AN ATTACHMENT

SMCS-5258, 7451

i02422391

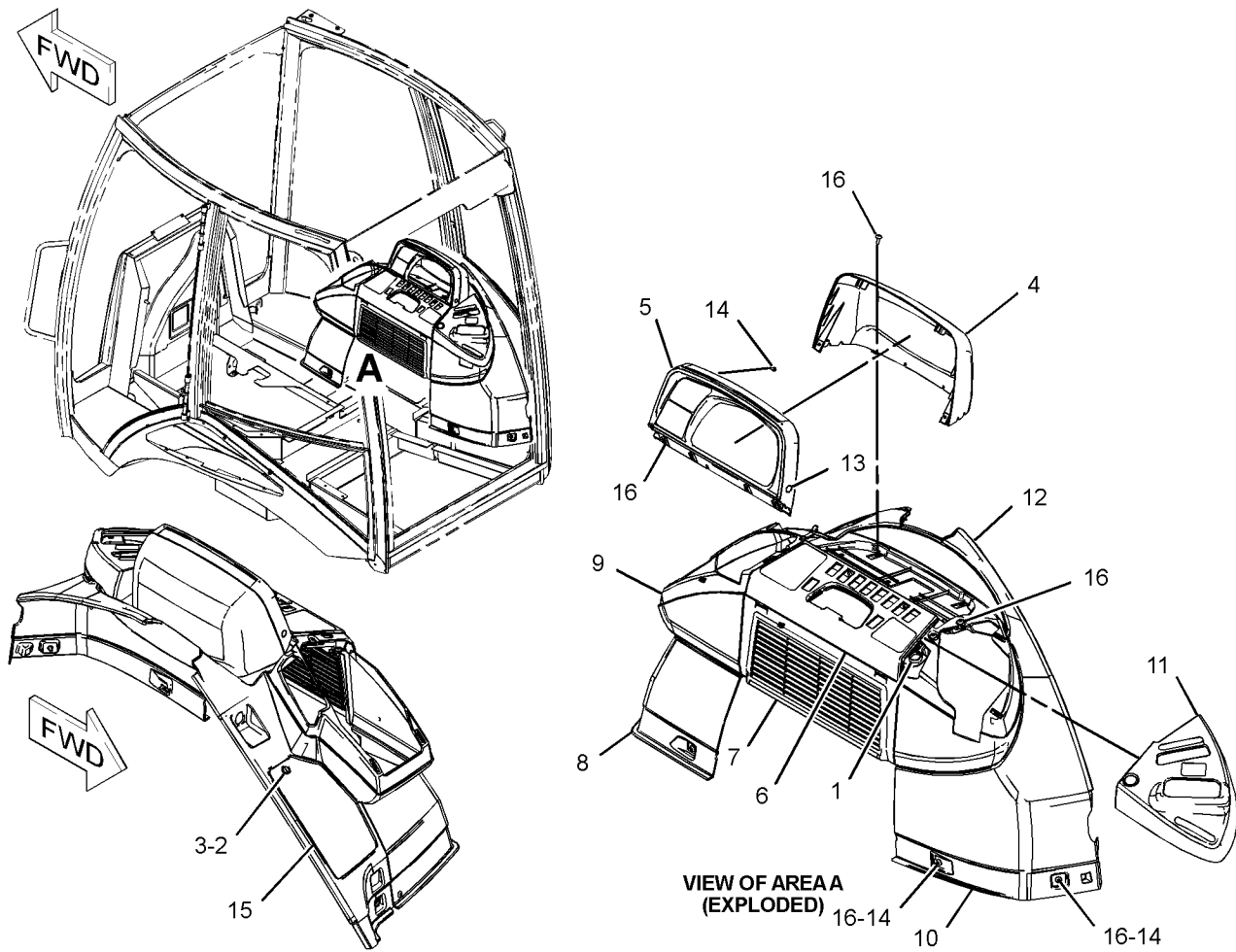
| NOTE | REF NO | GRAPHIC REF | PART NUMBER | QTY | PART NAME | | | | | | SEE PAGE |
|------|--------|-------------|-------------|---------------------------|-----------------------------------|---|---|---|---|-------------------|----------|
| | | | | | 1 | 2 | 3 | 4 | 5 | 6 (PRODUCT LEVEL) | |
| B | 1 | 1 | 2S-3163 | 1 | PLUG | | | | | | |
| | 2 | 1 | 164-1178 | 1 | CLIP | | | | | | |
| | 3 | 1 | 167-8251 | 1 | FASTENER | | | | | | |
| | 4 | 1 | 206-1678 | 1 | HOUSING AS (UPPER) | | | | | | |
| | 5 | 1 | 206-1679 | 1 | PANEL AS (UPPER GAUGE) | | | | | | |
| | 6 | 1 | 206-1681 | 1 | PANEL AS (LOWER GAUGE) | | | | | | |
| | 7 | 1 | 261-9645 | 1 | COVER AS (CONTROLS, FRONT, UPPER) | | | | | | |
| | | 1 | 206-1667 | 1 | CLIP | | | | | | |
| | 8 | 1 | 261-9644 | 1 | COVER AS (CONTROLS, FRONT, LOWER) | | | | | | |
| | | 1 | 206-1667 | 1 | CLIP | | | | | | |
| | 9 | 1 | 269-9115 | 1 | COVER AS (FENDER, FRONT) | | | | | | |
| | 1 | 172-8591 | 1 | NUT-SPRING | | | | | | | |
| 10 | 1 | 206-1690 | 1 | COVER (FENDER, REAR) | | | | | | | |
| 11 | 1 | 206-1692 | 1 | COVER AS (CONTROLS, REAR) | | | | | | | |
| | 1 | 206-1667 | 3 | CLIP | | | | | | | |
| E | 12 | 1 | 261-9634 | | SEAL-BULK (151-CM) | | | | | | |
| B | 13 | 1 | 248-2709 | 2 | PLUG | | | | | | |
| | 14 | 1 | 9X-2038 | 5 | WASHER (7X19X2-MM THK) | | | | | | |
| | 15 | 1 | 206-1687 | 1 | COVER-FUSE | | | | | | |
| M | 16 | 1 | 9X-2045 | 16 | SCREW-TRUSS HEAD (M6X1X20-MM) | | | | | | |

B-USE AS REQUIRED
E-ORDER BY THE CENTIMETER
M-METRIC PART

OPERATOR STATION

206-1700 CONSOLE GP-OPERATOR (contd.)

i02422391



GRAPHIC #1

<END>

g01189297

OPERATOR STATION

206-1702 CONSOLE GP-OPERATOR-LH (CHG -02 THRU -04)

S/N: HLS1-UP

PART OF 269-2125, 269-2126, 269-2127 CAB AR, 269-2123, 269-2124 CANOPY AR
AN ATTACHMENT

SMCS-5258, 7451

i02445776

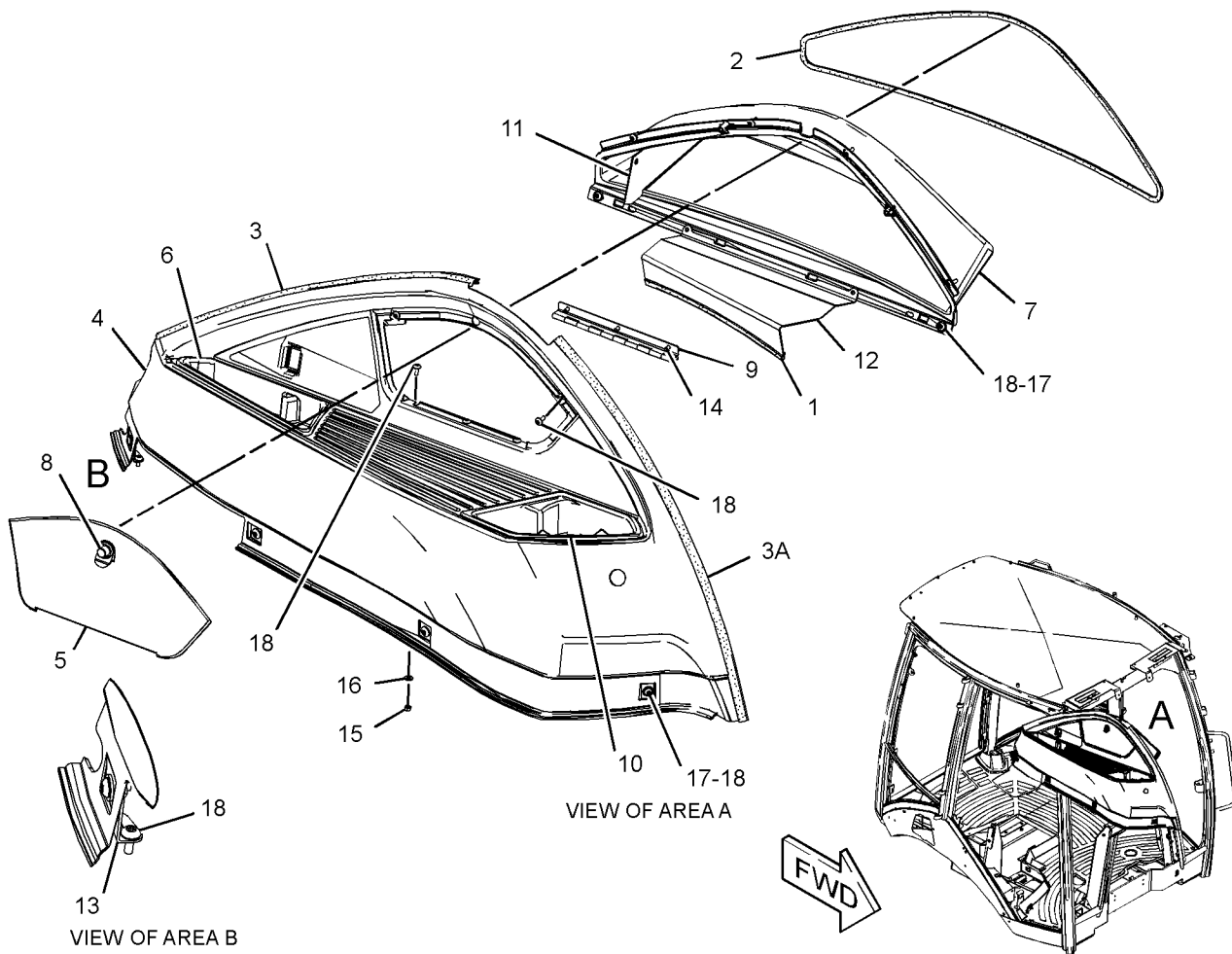
| NOTE | REF NO | GRAPHIC REF | PART NUMBER | QTY | PART NAME | | | | | | SEE PAGE |
|------|--------|-------------|-------------|-----|---------------------------------|---|---|---|---|-------------------|----------|
| | | | | | 1 | 2 | 3 | 4 | 5 | 6 (PRODUCT LEVEL) | |
| E | 1 | 1 | 3E-6600 | | SEAL (33-CM) | | | | | | |
| E | 2 | 1 | 220-0738 | | SEAL (170-CM) | | | | | | |
| E | 3 | 1 | 261-9634 | | SEAL-BULK (71-CM) | | | | | | |
| E | 3A | 1 | 261-9634 | | SEAL-BULK (78-CM) | | | | | | |
| | 4 | 1 | 206-1696 | 1 | CONSOLE AS | | | | | | |
| | 5 | 1 | 206-1698 | 1 | DOOR-STORAGE | | | | | | |
| | 6 | 1 | 206-1699 | 1 | CUP HOLDER (FRONT) | | | | | | |
| | 7 | 1 | 206-1706 | 1 | BOX AS-STORAGE | | | | | | |
| J | 8 | 1 | 206-1708 | 1 | LOCK AS | | | | | | |
| | 9 | 1 | 206-1712 | 1 | HINGE-DOOR | | | | | | |
| | 10 | 1 | 210-6491 | 1 | CUP HOLDER (REAR) | | | | | | |
| | 11 | 1 | 249-2482 | 1 | PLATE | | | | | | |
| | 12 | 1 | 261-9636 | 1 | BRACKET-SUPPORT | | | | | | |
| E | 13 | 1 | 261-9637 | 2 | BRACKET AS | | | | | | |
| | 14 | 1 | 261-9639 | 3 | SCREW-PAN HEAD (NO 12X0.5-IN) | | | | | | |
| M | 15 | 1 | 5C-2890 | 3 | NUT (M6X1-THD) | | | | | | |
| | 16 | 1 | 8T-4205 | 3 | WASHER-HARD (7.2X14.5X2-MM THK) | | | | | | |
| | 17 | 1 | 9X-2038 | 6 | WASHER (7X19X2-MM THK) | | | | | | |
| M | 18 | 1 | 9X-2044 | 19 | SCREW-TRUSS HEAD (M6X1X16-MM) | | | | | | |

E-ORDER BY THE CENTIMETER
J-REQUIRES 5P8500 KEY
M-METRIC PART

OPERATOR STATION

206-1702 CONSOLE GP-OPERATOR (contd.)

i02445776



GRAPHIC #1

<END>

g01199313

OPERATOR STATION

206-1703 CONSOLE GP-OPERATOR-FRONT (CHG -01 THRU -04)

S/N: HLS1-UP

PART OF 269-2125, 269-2126, 269-2127 CAB AR, 269-2123, 269-2124 CANOPY AR
AN ATTACHMENT

SMCS-5258, 7451

i02380807

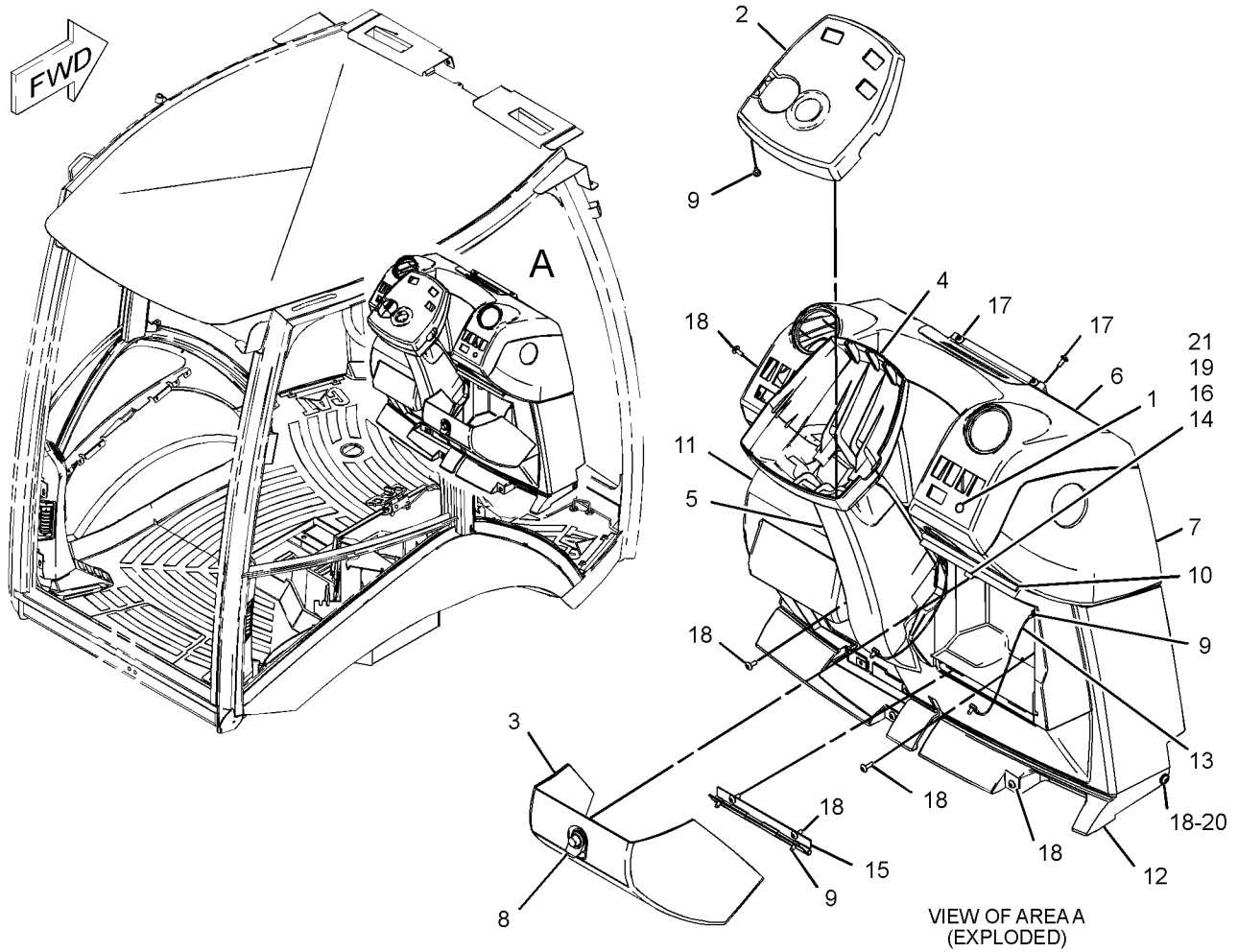
| NOTE | REF NO | GRAPHIC REF | PART NUMBER | QTY | PART NAME | | | | | | SEE PAGE |
|----------|--------|-------------|-------------|--------------------------|----------------------------------|---|---|---|---|-------------------|----------|
| | | | | | 1 | 2 | 3 | 4 | 5 | 6 (PRODUCT LEVEL) | |
| B | 1 | 1 | 184-5293 | 1 | PLUG | | | | | | |
| | 2 | 1 | 206-1658 | 1 | COVER-STEERING COLUMN (UPPER) | | | | | | |
| | | | 206-1667 | 2 | CLIP | | | | | | |
| | 3 | 1 | 206-1659 | 1 | DOOR-STORAGE | | | | | | |
| | 4 | 1 | 206-1660 | 1 | COVER AS-STEERING COLUMN (FRONT) | | | | | | |
| | | | 206-1667 | 4 | CLIP | | | | | | |
| | 5 | 1 | 206-1661 | 1 | COVER AS-STEERING COLUMN (REAR) | | | | | | |
| 206-1667 | | | 4 | CLIP | | | | | | | |
| 6 | 1 | 206-1662 | 1 | CONSOLE AS-FRONT (UPPER) | | | | | | | |
| | | 206-1667 | 8 | CLIP | | | | | | | |
| 7 | 1 | 206-1663 | 1 | CONSOLE-FRONT (MIDDLE) | | | | | | | |
| J | 8 | 1 | 206-1708 | 1 | LOCK AS | | | | | | |
| | 9 | 1 | 261-9639 | 10 | SCREW-PAN HEAD (NO 12X0.5-IN) | | | | | | |
| E | 10 | 1 | 220-0738 | | SEAL (23-CM) | | | | | | |
| | 11 | 1 | 224-2147 | 1 | CONSOLE AS-FRONT (LOWER, LH) | | | | | | |
| | 12 | 1 | 224-2149 | 1 | CONSOLE AS-FRONT (LOWER, RH) | | | | | | |
| | 13 | 1 | 233-5260 | 2 | LANYARD | | | | | | |
| M | 14 | 1 | 120-9027 | 2 | SCREW-PAN HEAD (M3X0.5X16-MM) | | | | | | |
| | 15 | 1 | 206-1854 | 1 | HINGE | | | | | | |
| M | 16 | 1 | 8T-2658 | 2 | LOCKNUT (M3X0.5-THD) | | | | | | |
| M | 17 | 1 | 9X-2044 | 2 | SCREW-TRUSS HEAD (M6X1X16-MM) | | | | | | |
| M | 18 | 1 | 9X-2045 | 16 | SCREW-TRUSS HEAD (M6X1X20-MM) | | | | | | |
| | 19 | 1 | 258-2354 | 1 | BRACKET-LATCH | | | | | | |
| | 20 | 1 | 9X-2038 | 3 | WASHER (7X19X2-MM THK) | | | | | | |
| | 21 | 1 | 4I-3038 | 2 | WASHER (3.3X8X0.5-MM THK) | | | | | | |

B-USE AS REQUIRED
E-ORDER BY THE CENTIMETER
J-REQUIRES 5P-8500 KEY
M-METRIC PART

OPERATOR STATION

206-1703 CONSOLE GP-OPERATOR (contd.)

i02380807



GRAPHIC #1

<END>

g01189640

OPERATOR STATION

220-3785 COVER GP-WIPER MOTOR (CHG -01 THRU -03)

S/N: HLS1-UP

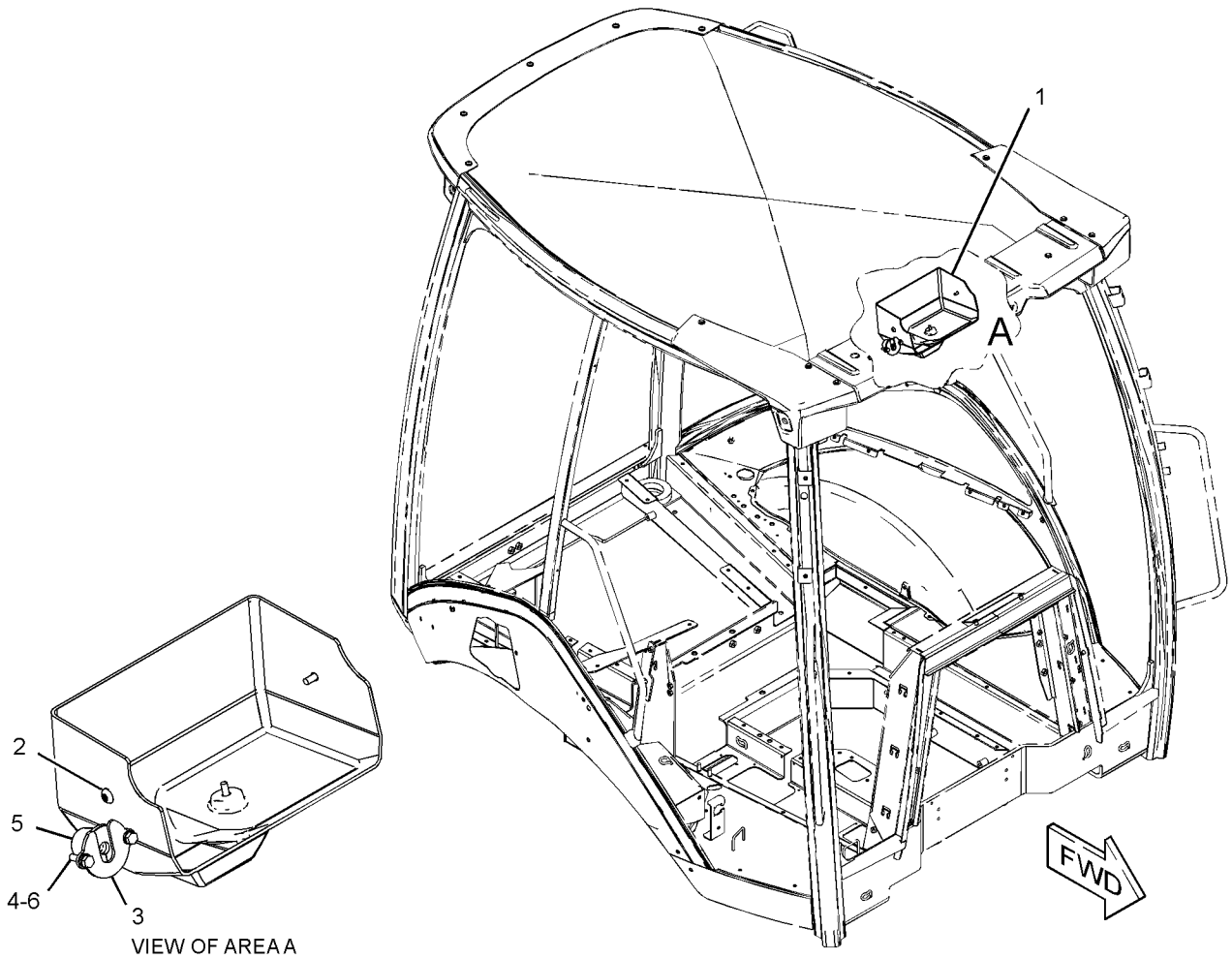
PART OF 269-2124 CANOPY AR
AN ATTACHMENT

SMCS-7305

i02395153

| NOTE | REF NO | GRAPHIC REF | PART NUMBER | QTY | PART NAME | | | | | | SEE PAGE |
|------|--------|-------------|-----------------|-----|-------------------------------|---|---|---|---|-------------------|----------|
| | | | | | 1 | 2 | 3 | 4 | 5 | 6 (PRODUCT LEVEL) | |
| | 1 | 1 | 226-5635 | 1 | COVER | | | | | | |
| M | 2 | 1 | 9X-2043 | 3 | SCREW-TRUSS HEAD (M6X1X14-MM) | | | | | | |
| | 3 | 1 | 282-7835 | 1 | PLATE | | | | | | |
| M | 4 | 1 | 8T-4181 | 2 | BOLT (M6X1X20-MM) | | | | | | |
| | 5 | 1 | 282-7833 | 1 | GROMMET | | | | | | |
| | 6 | 1 | 9X-8256 | 2 | WASHER (6.6X12X2-MM THK) | | | | | | |

M-METRIC PART



VIEW OF AREA A

GRAPHIC #1

<END>

g01231306

OPERATOR STATION

206-1592 DOOR GP-CAB-LH (CHG -00, -01)

S/N: HLS1-UP

PART OF 206-1889 CAB GP
AN ATTACHMENT

SMCS-7308

i02136594

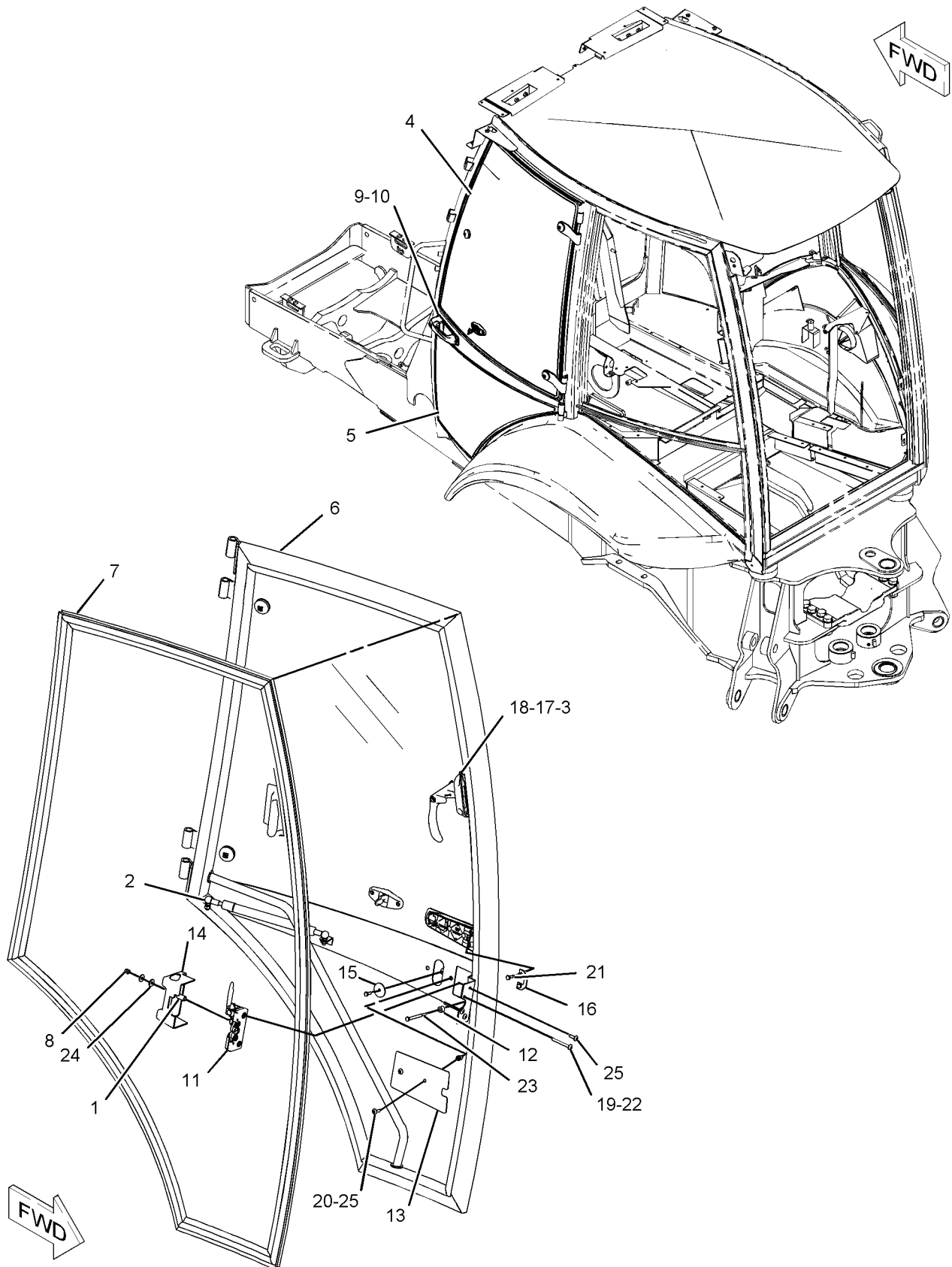
| NOTE | REF NO | GRAPHIC REF | PART NUMBER | QTY | PART NAME | | | | | | SEE PAGE |
|------|--------|-------------|-------------|-----|-------------------------------|---|---|---|---|-------------------|----------|
| | | | | | 1 | 2 | 3 | 4 | 5 | 6 (PRODUCT LEVEL) | |
| | 1 | 1 | 132-2249 | 2 | SPACER (7.4X12.7X24-MM THK) | | | | | | |
| J | 2 | 1 | 159-4269 | 1 | SPRING AS-GAS | | | | | | |
| B | 3 | 1 | 177-4877 | 1 | SHIM (1-MM THK) | | | | | | |
| Y | 4 | 1 | 205-9585 | 1 | WINDOW GP-DOOR (LH) | | | | | | 636 |
| | 5 | 1 | 205-9588 | 1 | GLASS (LH) | | | | | | |
| | 6 | 1 | 206-1594 | 1 | DOOR AS (LH) | | | | | | |
| M | | 1 | 8T-3612 | 1 | NUT-WELD (M8X1.25-THD) | | | | | | |
| | 7 | 1 | 223-2028 | 1 | SEAL AS (LH) | | | | | | |
| | 8 | 1 | 248-2714 | 2 | NUT-ACORN | | | | | | |
| L | 9 | 1 | 252-1862 | 1 | HANDLE AS (PULL) | | | | | | |
| | 10 | 1 | 252-1863 | 1 | GASKET | | | | | | |
| | 11 | 1 | 252-1864 | 1 | LATCH AS (LH) | | | | | | |
| | 12 | 1 | 253-1817 | 1 | SPACER (6.5X14.5X12-MM THK) | | | | | | |
| | 13 | 1 | 253-1857 | 1 | PLATE | | | | | | |
| | 14 | 1 | 253-1858 | 1 | COVER-LATCH | | | | | | |
| | 15 | 1 | 254-1126 | 1 | PLATE | | | | | | |
| | 16 | 1 | 254-1127 | 1 | PLATE | | | | | | |
| M | 17 | 1 | 131-3987 | 2 | SCREW (M4X0.7X12-MM) | | | | | | |
| | 18 | 1 | 159-4946 | 1 | KEEPER | | | | | | |
| | 19 | 1 | 197-5107 | 2 | SCREW-TRUSS HEAD | | | | | | |
| | 20 | 1 | 205-7048 | 2 | INSERT-THREADED (M6X1-6H-THD) | | | | | | |
| M | 21 | 1 | 5C-9553 | 3 | BOLT (M6X1X16-MM) | | | | | | |
| M | 22 | 1 | 5Y-0660 | 1 | NUT (M6-THD) | | | | | | |
| M | 23 | 1 | 8T-3844 | 1 | BOLT (M6X1X70-MM) | | | | | | |
| | 24 | 1 | 9X-2038 | 4 | WASHER (7X19X2-MM THK) | | | | | | |
| M | 25 | 1 | 9X-2045 | 4 | SCREW-TRUSS HEAD (M6X1X20-MM) | | | | | | |
| | | | | | AVAILABLE REPAIR KIT(S): | | | | | | |
| J | | | 161-9044 | 1 | KIT-FITTING | | | | | | |
| | | | | | (INCLUDES NUT & FITTING AS) | | | | | | |

B-USE AS REQUIRED
 J-KIT MARKED J AVAILABLE FOR PART MARKED J
 L-REQUIRES 5P8500 KEY
 M-METRIC PART
 Y-SEPARATE ILLUSTRATION

OPERATOR STATION

206-1592 D00R GP-CAB (contd.)

i02136594



GRAPHIC #1

<END>

g01088355

OPERATOR STATION

206-1593 DOOR GP-CAB-RH (CHG -00, -01)

S/N: HLS1-UP

PART OF 206-1889 CAB GP
AN ATTACHMENT

SMCS-7308

i02136593

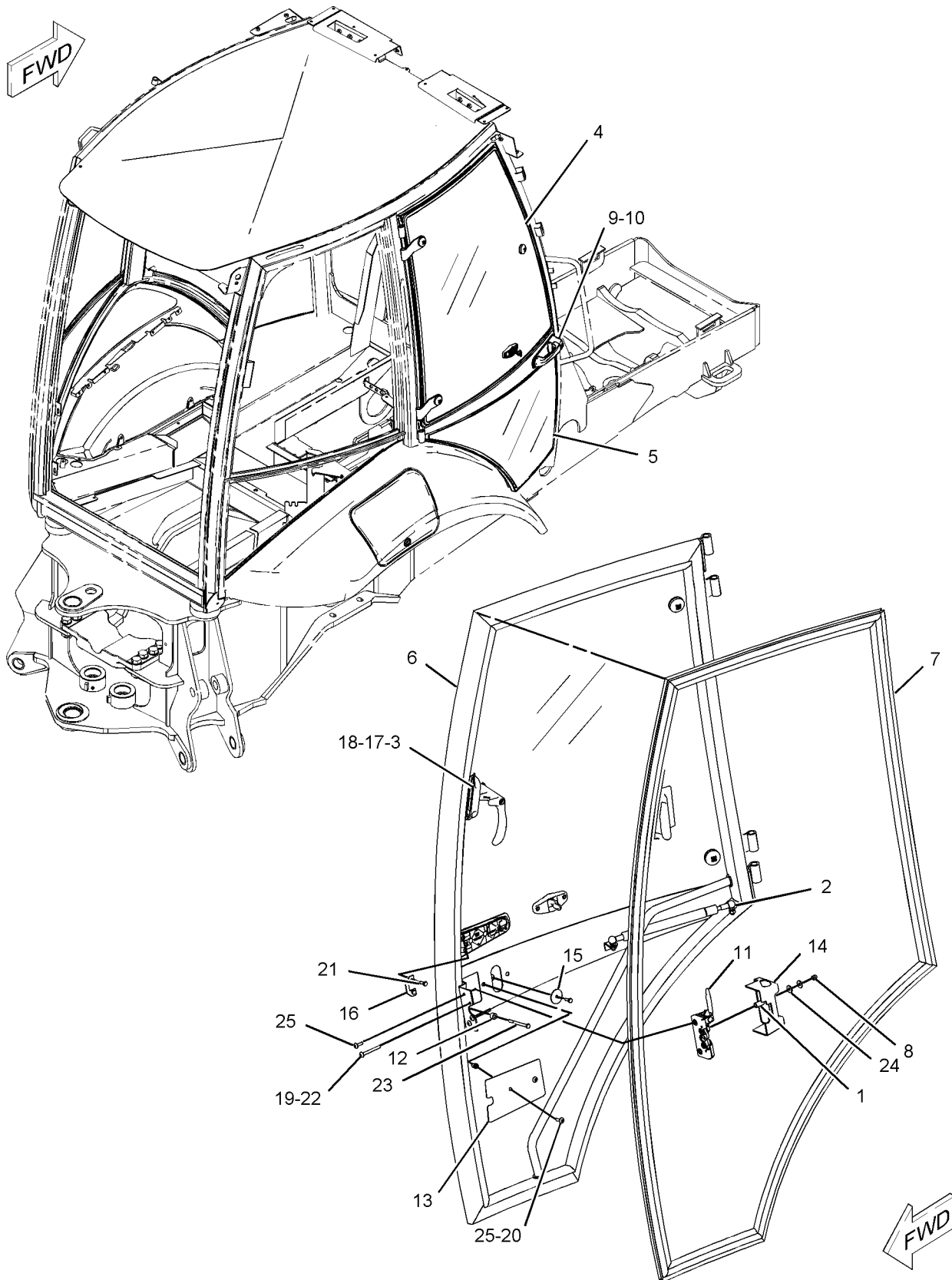
| NOTE | REF NO | GRAPHIC REF | PART NUMBER | QTY | PART NAME | | | | | | SEE PAGE |
|------|--------|-------------|-------------|-----|-------------------------------|---|---|---|---|-------------------|----------|
| | | | | | 1 | 2 | 3 | 4 | 5 | 6 (PRODUCT LEVEL) | |
| | 1 | 1 | 132-2249 | 2 | SPACER (7.4X12.7X24-MM THK) | | | | | | |
| J | 2 | 1 | 159-4269 | 1 | SPRING AS-GAS | | | | | | |
| B | 3 | 1 | 177-4877 | 1 | SHIM (1-MM THK) | | | | | | |
| Y | 4 | 1 | 205-9595 | 1 | WINDOW GP-DOOR (RH) | | | | | | 638 |
| | 5 | 1 | 205-9598 | 1 | GLASS (RH) | | | | | | |
| | 6 | 1 | 206-1606 | 1 | DOOR AS (RH) | | | | | | |
| M | | 1 | 8T-3612 | 1 | NUT-WELD (M8X1.25-THD) | | | | | | |
| | 7 | 1 | 223-2029 | 1 | SEAL AS (RH) | | | | | | |
| | 8 | 1 | 248-2714 | 2 | NUT-ACORN | | | | | | |
| L | 9 | 1 | 252-1862 | 1 | HANDLE AS (PULL) | | | | | | |
| | 10 | 1 | 252-1863 | 1 | GASKET | | | | | | |
| | 11 | 1 | 252-1865 | 1 | LATCH AS (RH) | | | | | | |
| | 12 | 1 | 253-1817 | 1 | SPACER (6.5X14.5X12-MM THK) | | | | | | |
| | 13 | 1 | 253-1857 | 1 | PLATE | | | | | | |
| | 14 | 1 | 253-1858 | 1 | COVER-LATCH | | | | | | |
| | 15 | 1 | 254-1126 | 1 | PLATE | | | | | | |
| | 16 | 1 | 254-1127 | 1 | PLATE | | | | | | |
| M | 17 | 1 | 131-3987 | 2 | SCREW (M4X0.7X12-MM) | | | | | | |
| | 18 | 1 | 159-4945 | 1 | KEEPER-REAR (LH) | | | | | | |
| | 19 | 1 | 197-5107 | 2 | SCREW-TRUSS HEAD | | | | | | |
| | 20 | 1 | 205-7048 | 2 | INSERT-THREADED (M6X1-6H-THD) | | | | | | |
| M | 21 | 1 | 5C-9553 | 3 | BOLT (M6X1X16-MM) | | | | | | |
| M | 22 | 1 | 5Y-0660 | 1 | NUT (M6-THD) | | | | | | |
| M | 23 | 1 | 8T-3844 | 1 | BOLT (M6X1X70-MM) | | | | | | |
| | 24 | 1 | 9X-2038 | 4 | WASHER (7X19X2-MM THK) | | | | | | |
| M | 25 | 1 | 9X-2045 | 4 | SCREW-TRUSS HEAD (M6X1X20-MM) | | | | | | |
| | | | | | AVAILABLE REPAIR KIT(S): | | | | | | |
| J | | | 161-9044 | 1 | KIT-FITTING | | | | | | |
| | | | | | (INCLUDES NUT & FITTING AS) | | | | | | |

B-USE AS REQUIRED
 J-KIT MARKED J AVAILABLE FOR PART MARKED J
 L-REQUIRES 5P8500 KEY
 M-METRIC PART
 Y-SEPARATE ILLUSTRATION

OPERATOR STATION

206-1593 DOOR GP-CAB (contd.)

i02136593



GRAPHIC #1

<END>

g01088307

OPERATOR STATION

206-1618 FLOOR MAT GP (CHG -00, -01)

S/N: HLS1-UP

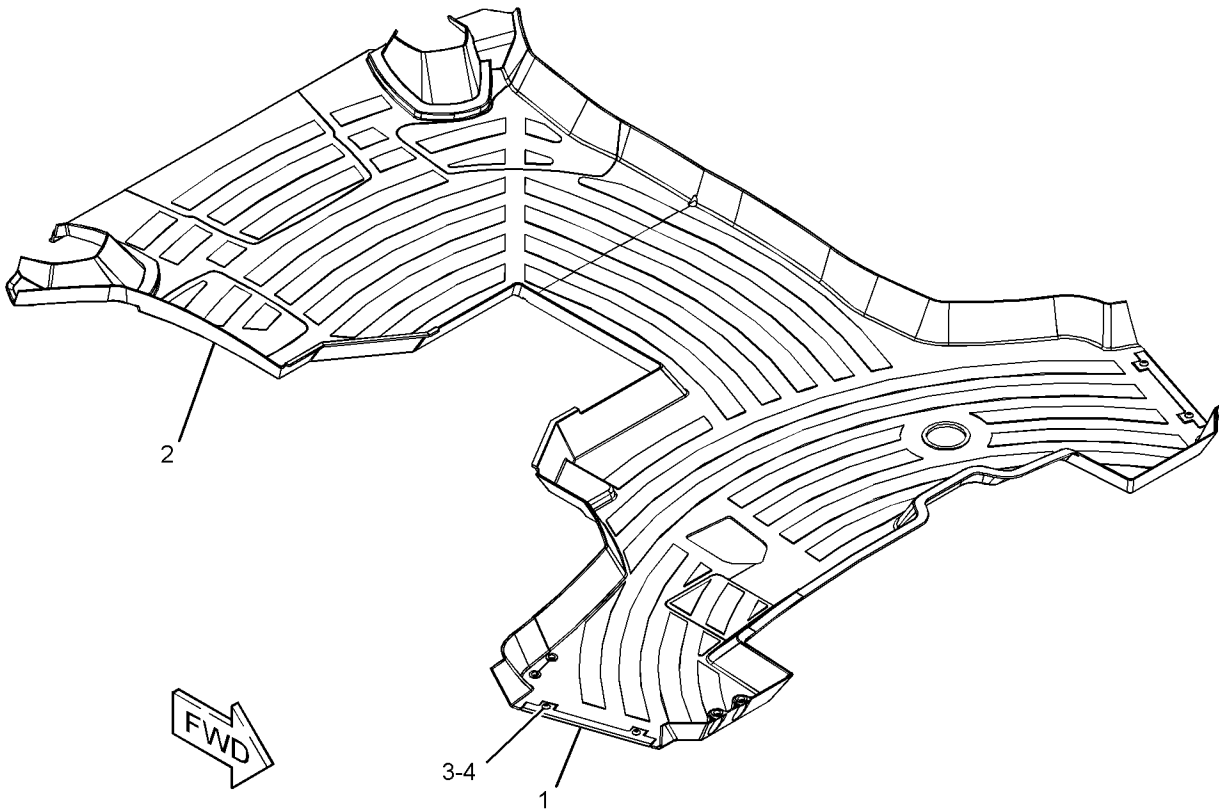
PART OF 269-2125, 269-2126, 269-2127 CAB AR, 269-2123, 269-2124 CANOPY AR
AN ATTACHMENT

SMCS-7265

i02460066

| NOTE | REF NO | GRAPHIC REF | PART NUMBER | QTY | PART NAME | | | | | | SEE PAGE |
|------|--------|-------------|-------------|-----|-------------------------------|---|---|---|---|-------------------|----------|
| | | | | | 1 | 2 | 3 | 4 | 5 | 6 (PRODUCT LEVEL) | |
| | 1 | 1 | 247-8179 | 2 | PLATE | | | | | | |
| | 2 | 1 | 284-1602 | 1 | FLOOR MAT | | | | | | |
| | 3 | 1 | 1H-3244 | 4 | LOCKWASHER | | | | | | |
| M | 4 | 1 | 9X-2045 | 4 | SCREW-TRUSS HEAD (M6X1X20-MM) | | | | | | |

M-METRIC PART



GRAPHIC #1

<END>

g01228081

OPERATOR STATION

206-1800 HEATER GP-CAB (CHG -02 THRU -04)

S/N: HLS1-UP

PART OF 269-2125, 269-2126 CAB AR
AN ATTACHMENT

SMCS-7304

i02396928

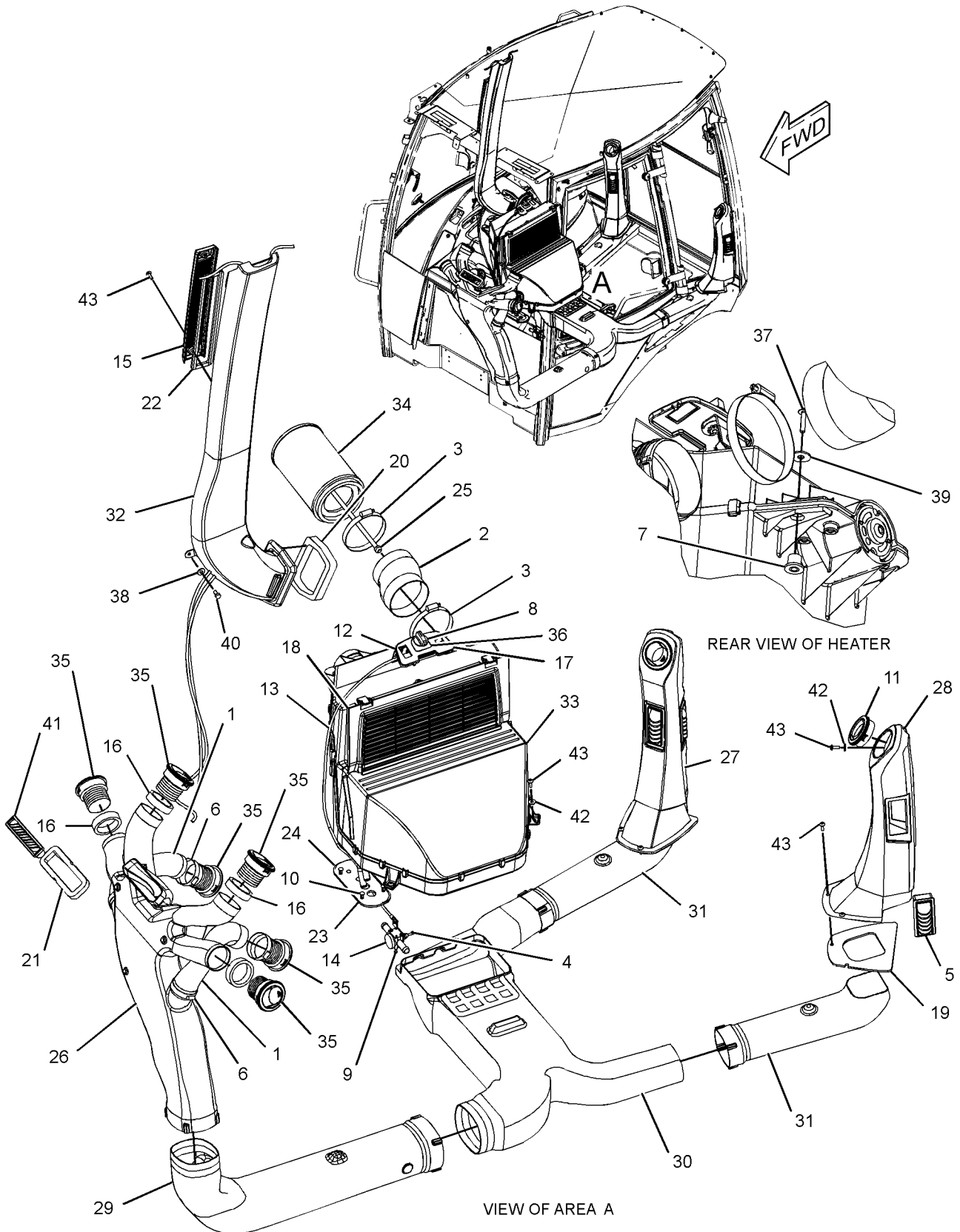
| NOTE | REF NO | GRAPHIC REF | PART NUMBER | QTY | PART NAME | | | | | | SEE PAGE |
|------|--------|-------------|-------------|-----|--|---|---|---|---|-------------------|----------|
| | | | | | 1 | 2 | 3 | 4 | 5 | 6 (PRODUCT LEVEL) | |
| E | 1 | 1 | 5P-3915 | | HOSE (32-CM EACH) | | | | | | |
| D | 2 | 1 | 6V-6813 | | HOSE (0.29-M) | | | | | | |
| | 3 | 1 | 6L-4725 | 2 | CLAMP-HOSE | | | | | | |
| | 4 | 1 | 8Y-5737 | 1 | CLAMP | | | | | | |
| | 5 | 1 | 8Y-6967 | 6 | LOUVER AS | | | | | | |
| | 6 | 1 | 9M-7959 | 4 | CLAMP-HOSE | | | | | | |
| | 7 | 1 | 9N-2231 | 1 | GROMMET AS | | | | | | |
| | 8 | 1 | 110-6109 | 1 | KNOB-CONTROL (TEMPERATURE) | | | | | | |
| | 9 | 1 | 130-4832 | 2 | SCREW (8-18X10-MM) | | | | | | |
| | 10 | 1 | 164-1368 | 4 | FASTENER-PANEL | | | | | | |
| | 11 | 1 | 164-8474 | 2 | LOUVER AS | | | | | | |
| | 12 | 1 | 189-0881 | 1 | CONTROL AS | | | | | | |
| | | 1 | 129-1831 | 1 | CLAMP | | | | | | |
| | 13 | 1 | 193-3356 | 1 | CABLE | | | | | | |
| | 14 | 1 | 194-5622 | 1 | VALVE AS-WATER | | | | | | |
| | | 1 | 6V-6717 | 1 | SCREW-WASHER HEAD (8-32X9.52-MM) | | | | | | |
| | | 1 | 124-0312 | 2 | SCREW-PAN HEAD (8-16X0.32-IN) | | | | | | |
| | 15 | 1 | 206-1648 | 1 | LOUVER | | | | | | |
| | 16 | 1 | 206-1653 | 4 | GASKET | | | | | | |
| | 17 | 1 | 206-1682 | 1 | PANEL-CONTROL (INSERT) | | | | | | |
| | 18 | 1 | 206-1684 | 1 | COVER (CAB FILTER) | | | | | | |
| | 19 | 1 | 206-1803 | 2 | GASKET | | | | | | |
| | 20 | 1 | 206-1804 | 1 | GASKET | | | | | | |
| | 21 | 1 | 206-1805 | 1 | GASKET | | | | | | |
| | 22 | 1 | 206-1806 | 1 | GASKET | | | | | | |
| | 23 | 1 | 206-1807 | 1 | GASKET | | | | | | |
| | 24 | 1 | 206-1808 | 1 | PLATE | | | | | | |
| | 25 | 1 | 206-1809 | 1 | ROD AS | | | | | | |
| | | 1 | 5B-3254 | 1 | NUT-JAM (7/16-20-THD) | | | | | | |
| | 26 | 1 | 206-1810 | 1 | DUCT-AIR | | | | | | |
| | 27 | 1 | 206-1812 | 1 | DUCT-AIR | | | | | | |
| | 28 | 1 | 206-1814 | 1 | DUCT-AIR | | | | | | |
| | 29 | 1 | 206-1815 | 1 | DUCT-AIR | | | | | | |
| | 30 | 1 | 206-1816 | 1 | DUCT-AIR | | | | | | |
| | 31 | 1 | 206-1817 | 2 | DUCT-AIR | | | | | | |
| | 32 | 1 | 206-1818 | 1 | DUCT AS-AIR | | | | | | |
| Y | 33 | 1 | 210-8364 | 1 | HEATER GP-CAB | | | | | | 589 |
| | 34 | 1 | 211-2661 | 1 | FILTER ELEMENT AS-AIR (CAB HEATER, AIR CONDITIONER) | | | | | | |
| | 35 | 1 | 218-0666 | 6 | LOUVER AS | | | | | | |
| | 36 | 1 | 255-0795 | 1 | FILM (TEMPERATURE CONTROL) | | | | | | |
| M | 37 | 1 | 111-4627 | 1 | SCREW-MACHINE (M6X1X30-MM) | | | | | | |
| | 38 | 1 | 5P-4116 | 1 | WASHER-HARD (8.8X20.5X2-MM THK) | | | | | | |
| | 39 | 1 | 7X-0579 | 1 | WASHER-HARD (8.8X25.5X2-MM THK) | | | | | | |
| M | 40 | 1 | 8T-4200 | 1 | BOLT (M8X1.25X16-MM) | | | | | | |
| | 41 | 1 | 8Y-6352 | 1 | LOUVER AS | | | | | | |
| | 42 | 1 | 9X-2038 | 4 | WASHER (7X19X2-MM THK) | | | | | | |
| M | 43 | 1 | 9X-2045 | 10 | SCREW-TRUSS HEAD (M6X1X20-MM) | | | | | | |

D-ORDER BY THE METER
E-ORDER BY THE CENTIMETER
M-METRIC PART
Y-SEPARATE ILLUSTRATION

OPERATOR STATION

206-1800 HEATER GP-CAB (contd.)

i02396928



GRAPHIC #1

<END>

g01231227

OPERATOR STATION

210-8364 HEATER GP-CAB (CHG -02, -03)

S/N: HLS1-UP

PART OF 206-1800 HEATER GP-CAB
AN ATTACHMENT

SMCS-7304

i02250468

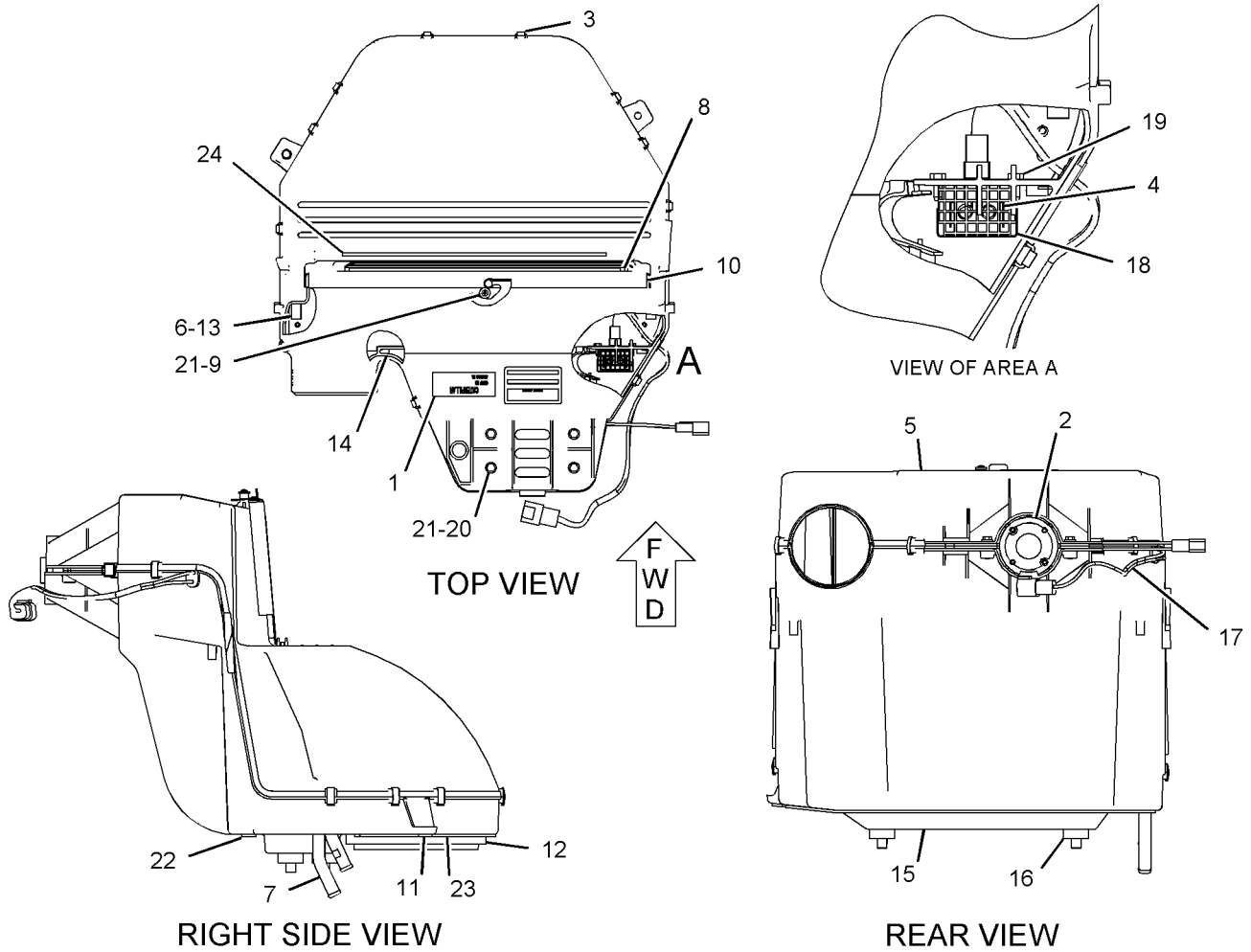
| NOTE | REF NO | GRAPHIC REF | PART NUMBER | QTY | PART NAME | | | | | | SEE PAGE |
|------|--------|-------------|-------------|-----|--|---|---|---|---|-------------------|----------|
| | | | | | 1 | 2 | 3 | 4 | 5 | 6 (PRODUCT LEVEL) | |
| | 1 | 1 | 8C-3756 | 1 | FILM-IDENTIFICATION (GROUP NUMBER) | | | | | | |
| | 2 | 1 | 168-2313 | 2 | FAN AS | | | | | | |
| | | | | | (EACH INCLUDES) | | | | | | |
| | | 1 | 177-9645 | 1 | KIT-RECEPTACLE (2-PIN) | | | | | | |
| | | | | | (INCLUDES RECEPTACLE AS & WEDGE) | | | | | | |
| | | 1 | 177-9648 | 1 | KIT-CONNECTING PLUG (2-PIN) | | | | | | |
| | | | | | (INCLUDES PLUG AS, WEDGE & INTERFACE SEAL) | | | | | | |
| | | 1 | 7T-0093 | 2 | PIN-CONNECTOR | | | | | | |
| | 3 | 1 | 185-4015 | 11 | CLIP | | | | | | |
| | 4 | 1 | 204-9921 | 1 | RESISTOR AS | | | | | | |
| | 5 | 1 | 210-7665 | 1 | HOUSING-TOP | | | | | | |
| | 6 | 1 | 210-7666 | 1 | BAFFLE | | | | | | |
| | 7 | 1 | 210-8402 | 1 | COIL AS-HEATER | | | | | | |
| BD | | 1 | 5P-5688 | | SEAL | | | | | | |
| | | 1 | 219-6288 | 1 | GASKET | | | | | | |
| | 8 | 1 | 211-2660 | 1 | FILTER-CAB AIR (RECIRCULATION) | | | | | | |
| | 9 | 1 | 212-3416 | 1 | SCREW-PAN HEAD (8-16X0.5-IN) | | | | | | |
| | 10 | 1 | 219-6281 | 1 | COVER AS | | | | | | |
| | | 1 | 6C-3680 | 1 | RIVET-POP | | | | | | |
| | 11 | 1 | 219-6284 | 2 | GASKET | | | | | | |
| | 12 | 1 | 219-6285 | 1 | GASKET | | | | | | |
| | 13 | 1 | 219-6286 | 1 | GASKET | | | | | | |
| | 14 | 1 | 219-6287 | 2 | GASKET | | | | | | |
| | 15 | 1 | 219-6292 | 1 | HOUSING AS | | | | | | |
| | | 1 | 7H-3937 | 4 | LOCKWASHER | | | | | | |
| M | | 1 | 129-3178 | 4 | LOCKNUT (M6X1 THD) | | | | | | |
| | | 1 | 210-7664 | 1 | HOUSING-BOTTOM | | | | | | |
| | 16 | 1 | 219-6294 | 2 | SEAL | | | | | | |
| | 17 | 1 | 253-2470 | 1 | HARNESS AS-HEATER | | | | | | |
| | | 1 | 177-9653 | 1 | KIT-RECEPTACLE (4-PIN) | | | | | | |
| | | | | | (INCLUDES RECEPTACLE AS & WEDGE) | | | | | | |
| | | 1 | 155-2271 | 1 | KIT-CONNECTING PLUG (4-PIN) | | | | | | |
| | | | | | (INCLUDES PLUG AS, WEDGE & INTERFACE SEAL) | | | | | | |
| | 18 | 1 | 253-9510 | 1 | GUARD | | | | | | |
| | 19 | 1 | 2S-3745 | 2 | SCREW-TAPPING (10-16X0.5-IN) | | | | | | |
| M | 20 | 1 | 6V-7357 | 4 | BOLT (M6X1X25-MM) | | | | | | |
| | 21 | 1 | 8T-4205 | 5 | WASHER-HARD (7.2X14.5X2-MM THK) | | | | | | |
| BD | 22 | 1 | 5P-1823 | | SEAL | | | | | | |
| BD | 23 | 1 | 5P-0798 | | SEAL | | | | | | |
| BE | 24 | 1 | 8C-7524 | | SEAL | | | | | | |

B-USE AS REQUIRED
D-ORDER BY THE METER
E-ORDER BY THE CENTIMETER
M-METRIC PART

OPERATOR STATION

210-8364 HEATER GP-CAB (contd.)

i02250468



GRAPHIC #1

<END>

g01091609

OPERATOR STATION

211-4253 INSTALLATION GP-MONITOR-ADVISOR

(CHG -02 THRU -05)

S/N: HLS1-UP

PART OF 246-8045 INSTALLATION GP-GRADE CONTROL

AN ATTACHMENT

SMCS-1408, 7490

i02411962

| NOTE | REF NO | GRAPHIC REF | PART NUMBER | QTY | PART NAME | | | | | | SEE PAGE |
|------|--------|-------------|-------------|-----|--|---|---|---|---|-------------------|----------|
| | | | | | 1 | 2 | 3 | 4 | 5 | 6 (PRODUCT LEVEL) | |
| M | 1 | 1 | 136-4184 | 4 | BOLT-SOCKET HEAD (M8X1.25X40-MM) | | | | | | |
| | 2 | 1 | 255-0797 | 1 | FILM-WARNING (LASER TRANSMITTER, READ OMM) | | | | | | |
| | 3 | 1 | 214-4293 | 1 | SENSOR AS-POSITION (BOOM SWING) | | | | | | |
| | 4 | 1 | 217-8432 | 1 | COUPLING | | | | | | |
| Y | 5 | 1 | 227-7374 | 1 | ELECTRONICS GP-MONITOR (ADVISOR) | | | | | | 80 |
| Y | 6 | 1 | 229-8743 | 1 | BRACKET GP-MOUNTING (MONITOR) | | | | | | 559 |
| | 7 | 1 | 246-8046 | 1 | HARNESS AS-CONTROL | | | | | | |
| | | 1 | 102-8801 | 1 | KIT-RECEPTACLE (12-PIN) | | | | | | |
| | | | | | (INCLUDES RECEPTACLE AS & WEDGE) | | | | | | |
| | | 1 | 147-1444 | 1 | PLUG AS-CONNECTOR (70-PIN) | | | | | | |
| | | 1 | 159-9322 | 1 | SEAL-O-RING | | | | | | |
| | 8 | 1 | 249-5652 | 1 | SENSOR AS-POSITION (ANGLE) | | | | | | |
| Y | 9 | 1 | 251-1222 | 1 | MOUNTING GP-MONITOR (GRADE CONTROL) | | | | | | 604 |
| Y | 10 | 1 | 251-3200 | 1 | MOUNTING GP-SENSOR (ANGLE) | | | | | | 98 |
| | 11 | 1 | 3S-2093 | 2 | STRAP-CABLE | | | | | | |
| M | 12 | 1 | 8T-4171 | 4 | BOLT (M6X1X12-MM) | | | | | | |
| | 13 | 1 | 8T-4205 | 4 | WASHER-HARD (7.2X14.5X2-MM THK) | | | | | | |
| | 14 | 1 | 8T-4224 | 4 | WASHER-HARD (8.8X16X2-MM THK) | | | | | | |
| | 15 | 1 | 256-4572 | 1 | FILM-WARNING (LASER TRANSMITTER, READ OMM) | | | | | | |
| | 16 | 1 | 4P-8134 | 1 | CLIP | | | | | | |

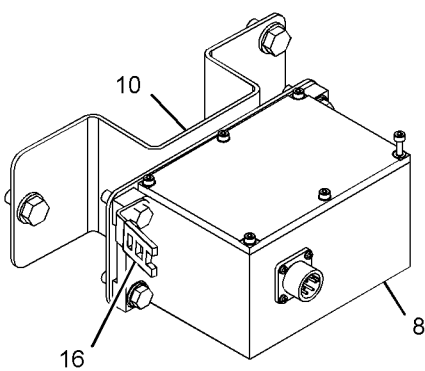
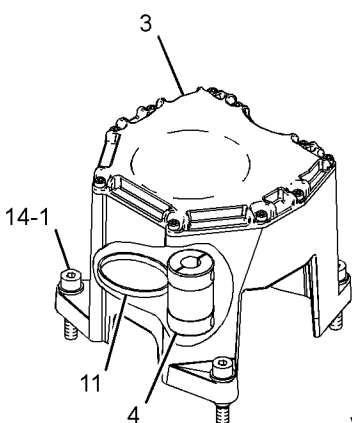
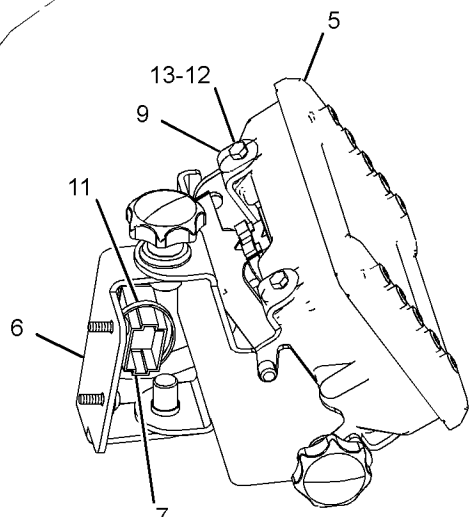
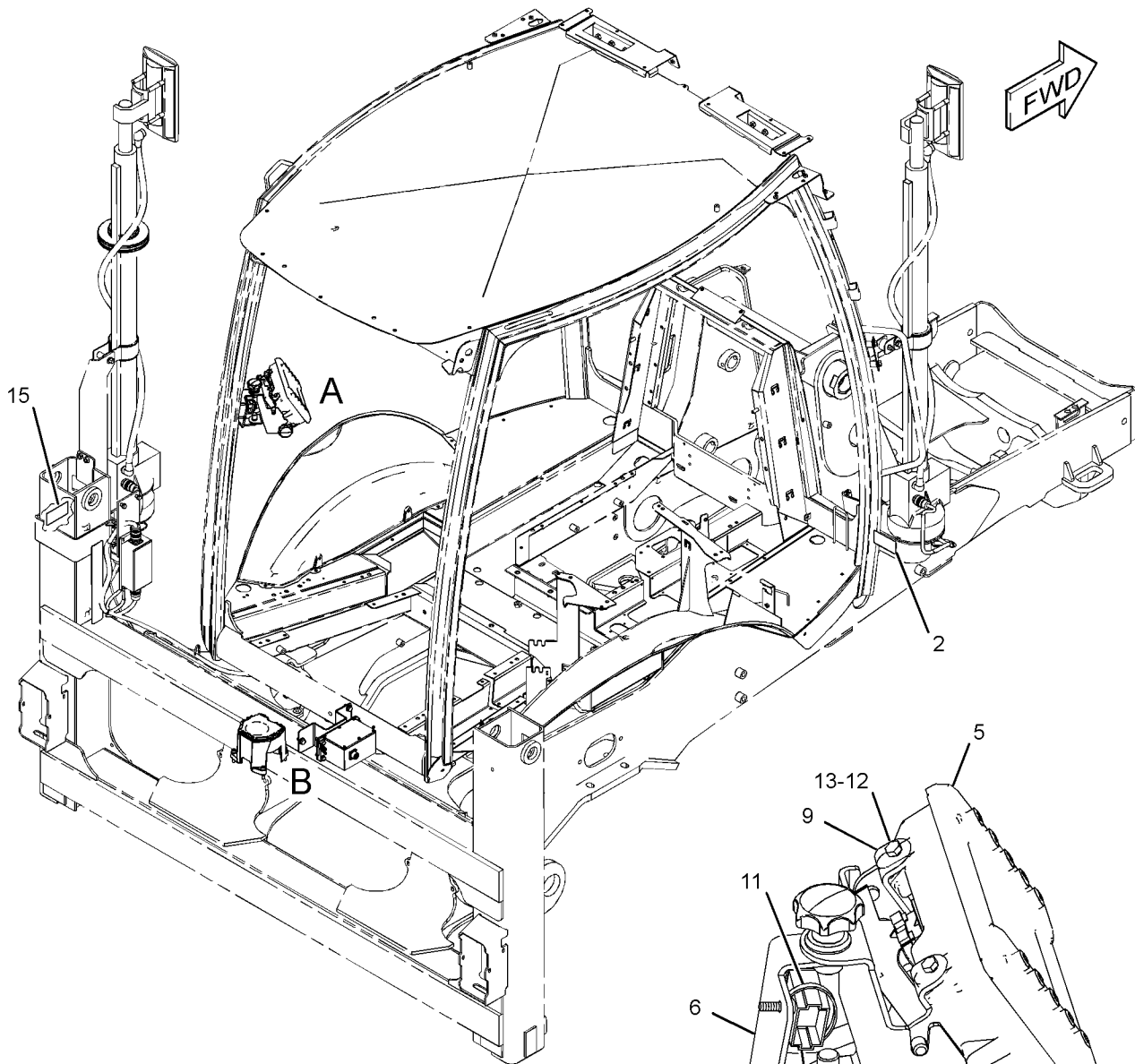
M-METRIC PART

Y-SEPARATE ILLUSTRATION

OPERATOR STATION

211-4253 INSTALLATION GP-MONITOR (contd.)

i02411962



GRAPHIC #1

<END>

g01234361

OPERATOR STATION

269-3248 LATCH GP-CONSOLE (CHG -00)

S/N: HLS1-UP

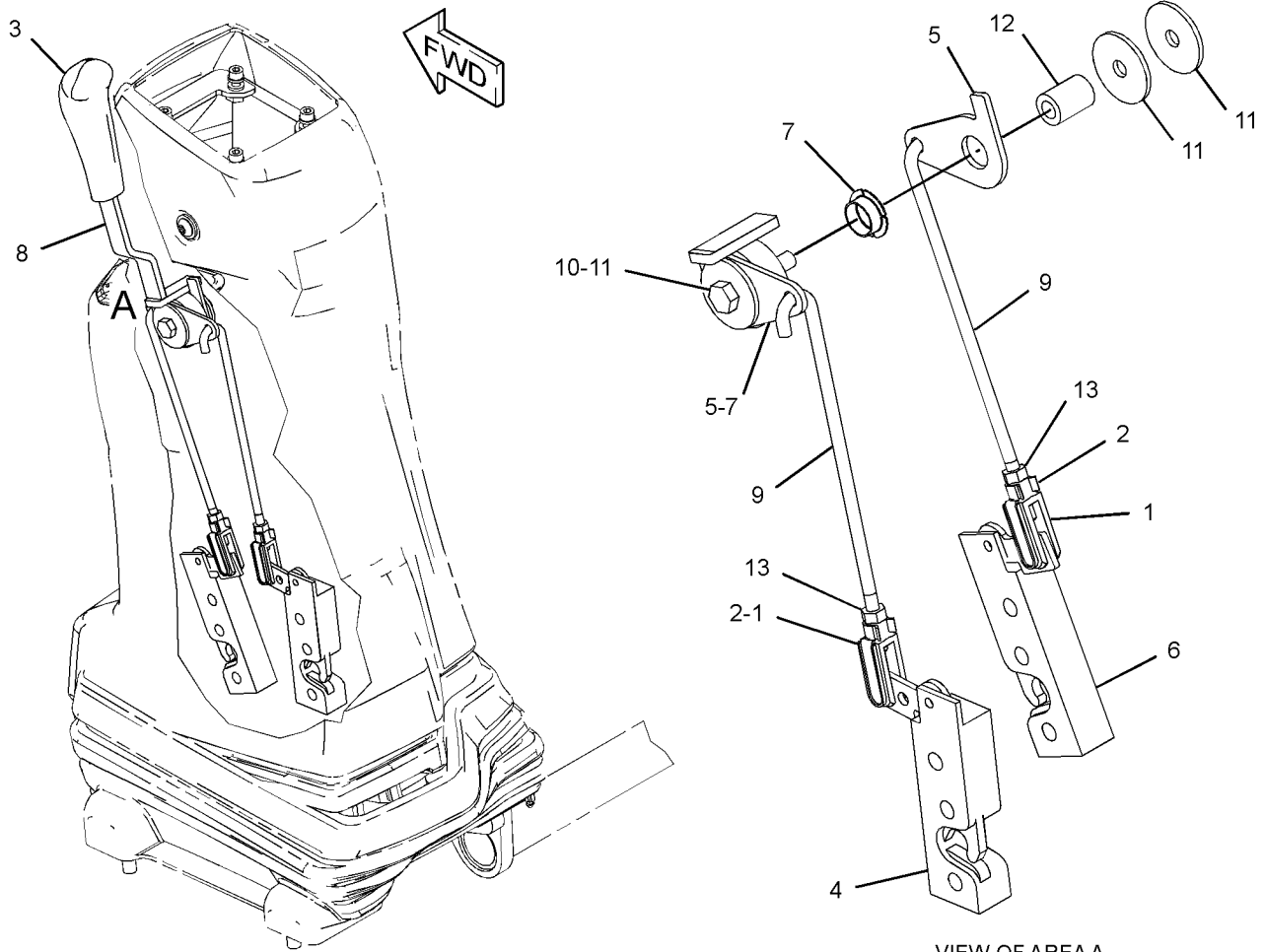
PART OF 269-3247 MOUNTING GP-BACKHOE CONTROL
AN ATTACHMENT

SMCS-5258

i02446496

| NOTE | REF NO | GRAPHIC REF | PART NUMBER | QTY | PART NAME | | | | | | SEE PAGE |
|------|--------|-------------|-------------|-----|---------------------------------|---|---|---|---|-------------------|----------|
| | | | | | 1 | 2 | 3 | 4 | 5 | 6 (PRODUCT LEVEL) | |
| | 1 | 1 | 8T-4742 | 2 | END-YOKE ROD | | | | | | |
| | 2 | 1 | 8T-4744 | 2 | PIN AS-SPRING | | | | | | |
| | 3 | 1 | 110-5602 | 1 | KNOB | | | | | | |
| | 4 | 1 | 180-9160 | 1 | LATCH AS | | | | | | |
| | 5 | 1 | 183-4911 | 2 | PLATE | | | | | | |
| | 6 | 1 | 183-5443 | 1 | LATCH AS | | | | | | |
| | 7 | 1 | 183-6085 | 2 | BEARING | | | | | | |
| | 8 | 1 | 268-5902 | 1 | LEVER AS | | | | | | |
| | 9 | 1 | 268-5903 | 2 | ROD | | | | | | |
| M | 10 | 1 | 099-3649 | 1 | BOLT (M8X1.25X40-MM) | | | | | | |
| | 11 | 1 | 156-0283 | 3 | WASHER-HARD (8.4X35X2.5-MM THK) | | | | | | |
| | 12 | 1 | 183-4912 | 1 | SLEEVE | | | | | | |
| M | 13 | 1 | 5C-2890 | 2 | NUT (M6X1-THD) | | | | | | |

M-METRIC PART



VIEW OF AREA A

GRAPHIC #1

<END>

g01211340

OPERATOR STATION

209-3367 LEVER GP-GOVERNOR (CHG -02)

S/N: HLS1-UP

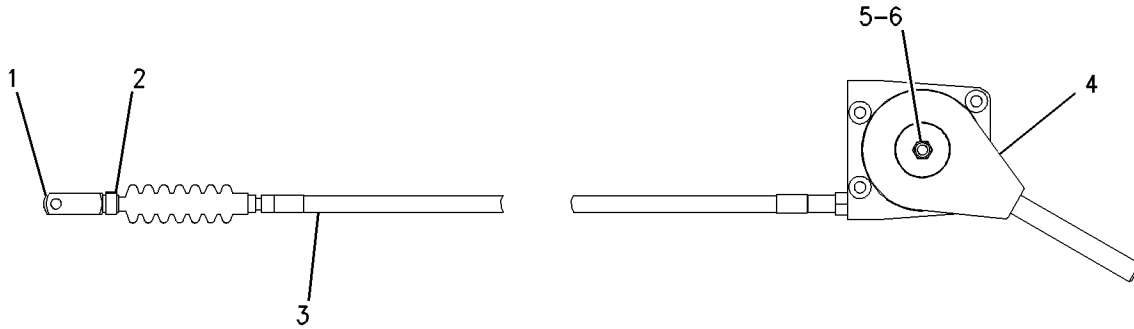
PART OF 206-1640 CONTROL GP-GOVERNOR

SMCS-1265

i02124988

| NOTE | REF NO | GRAPHIC REF | PART NUMBER | QTY | PART NAME | | | | | | SEE PAGE |
|------|--------|-------------|-------------|-----|--------------------|---|---|---|---|-------------------|----------|
| | | | | | 1 | 2 | 3 | 4 | 5 | 6 (PRODUCT LEVEL) | |
| | 1 | 1 | 8T-4742 | 1 | END-YOKE ROD | | | | | | |
| | 2 | 1 | 8T-4744 | 1 | PIN AS-SPRING | | | | | | |
| | 3 | 1 | 209-3366 | 1 | CABLE AS | | | | | | |
| | 4 | 1 | 219-0343 | 1 | LEVER AS | | | | | | |
| M | 5 | 1 | 8T-4971 | 1 | BOLT (M6X1X30-MM) | | | | | | |
| M | 6 | 1 | 129-3178 | 1 | LOCKNUT (M6X1 THD) | | | | | | |

M-METRIC PART



GRAPHIC #1

<END>

g00743371

OPERATOR STATION

209-4703 LINER GP-CAB (CHG -02 THRU -05)

S/N: HLS1-UP

PART OF 269-2125, 269-2126, 269-2127 CAB AR
AN ATTACHMENT

SMCS-7329

i02445803

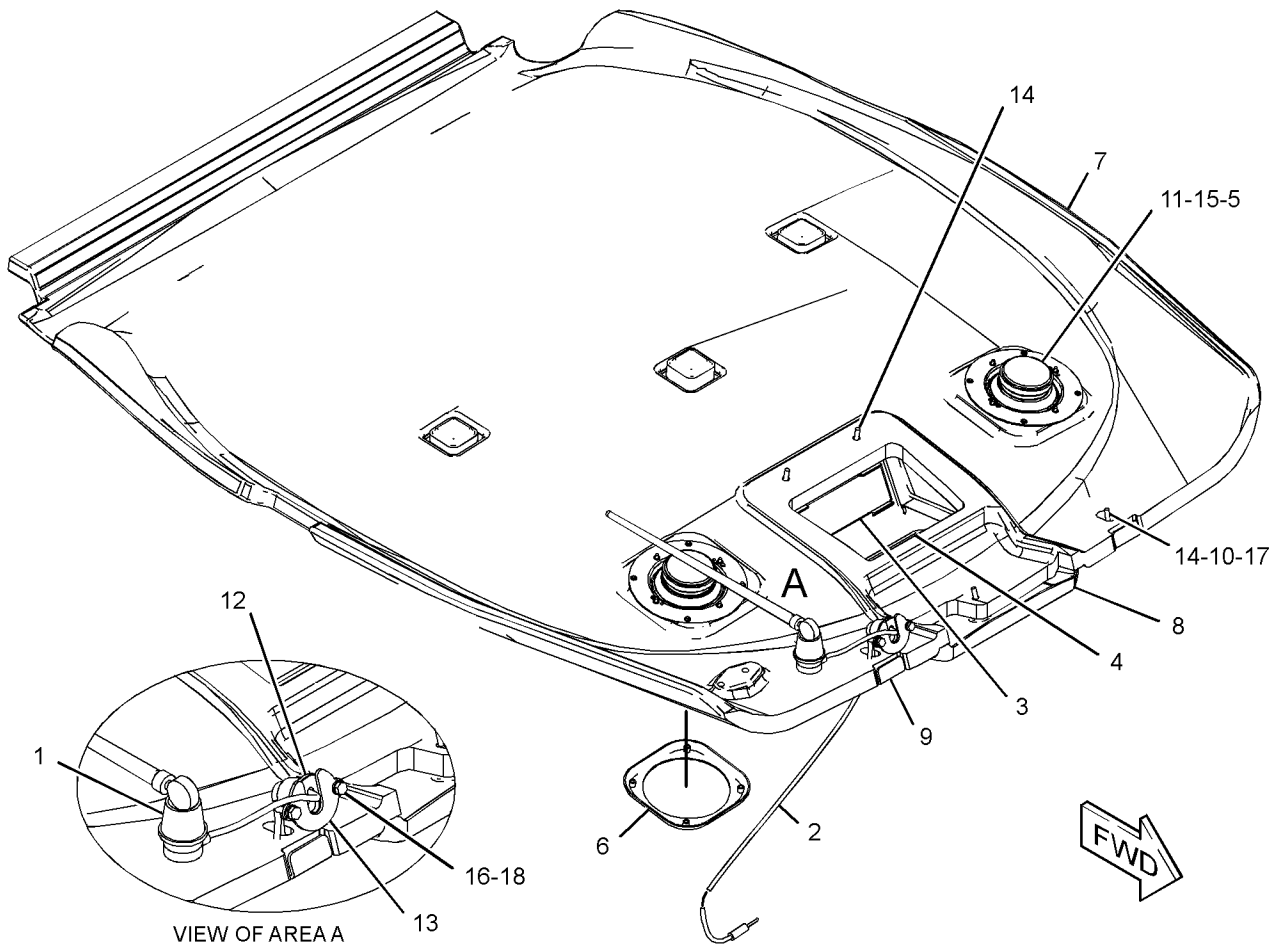
| NOTE | REF NO | GRAPHIC REF | PART NUMBER | QTY | PART NAME | | | | | | SEE PAGE |
|------|--------|-------------|-----------------|-----|---------------------------------|---|---|---|---|-------------------|----------|
| | | | | | 1 | 2 | 3 | 4 | 5 | 6 (PRODUCT LEVEL) | |
| | 1 | 1 | 8E-1118 | 1 | ANTENNA AS | | | | | | |
| | 2 | 1 | 8R-6111 | 1 | CABLE AS-COAXIAL | | | | | | |
| | 3 | 1 | 9U-8263 | 1 | COVER | | | | | | |
| | 4 | 1 | 084-4277 | 1 | LAMP GP-DOME | | | | | | |
| | | 1 | 210-8754 | 1 | LAMP (12-VOLT) | | | | | | |
| M | 5 | 1 | 113-0920 | 8 | BOLT-SOCKET HEAD (M4X0.7X35-MM) | | | | | | |
| | 6 | 1 | 169-7291 | 2 | COVER-SPEAKER | | | | | | |
| | 7 | 1 | 209-4704 | 1 | LINER AS-CAB | | | | | | |
| | | 1 | 263-5781 | 2 | PLATE AS | | | | | | |
| | | | | | (EACH INCLUDES) | | | | | | |
| | | 1 | 205-7047 | 1 | INSERT-THREADED (M4X7-6H-THD) | | | | | | |
| | 8 | 1 | 209-4705 | 1 | COVER | | | | | | |
| | 9 | 1 | 209-4716 | 2 | PLATE | | | | | | |
| | 10 | 1 | 229-6052 | 2 | SPACER (9.7X12.7X7.5-MM THK) | | | | | | |
| | 11 | 1 | 262-9567 | 2 | SPEAKER | | | | | | |
| | 12 | 1 | 282-7832 | 1 | GROMMET | | | | | | |
| | 13 | 1 | 282-7835 | 1 | PLATE | | | | | | |
| M | 14 | 1 | 121-9870 | 5 | SCREW-MACHINE (M6X1X40-MM) | | | | | | |
| M | 15 | 1 | 123-0707 | 8 | SCREW-HEX SOCKET (M4X0.7X20-MM) | | | | | | |
| M | 16 | 1 | 8T-4181 | 2 | BOLT (M6X1X20-MM) | | | | | | |
| | 17 | 1 | 9X-2038 | 2 | WASHER (7X19X2-MM THK) | | | | | | |
| | 18 | 1 | 9X-8256 | 2 | WASHER (6.6X12X2-MM THK) | | | | | | |

M-METRIC PART

OPERATOR STATION

209-4703 LINER GP-CAB (contd.)

i02445803



GRAPHIC #1

<END>

g01233413

OPERATOR STATION

211-0072 LINES GP-HEATER (CHG -02 THRU -07)

S/N: HLS1-UP

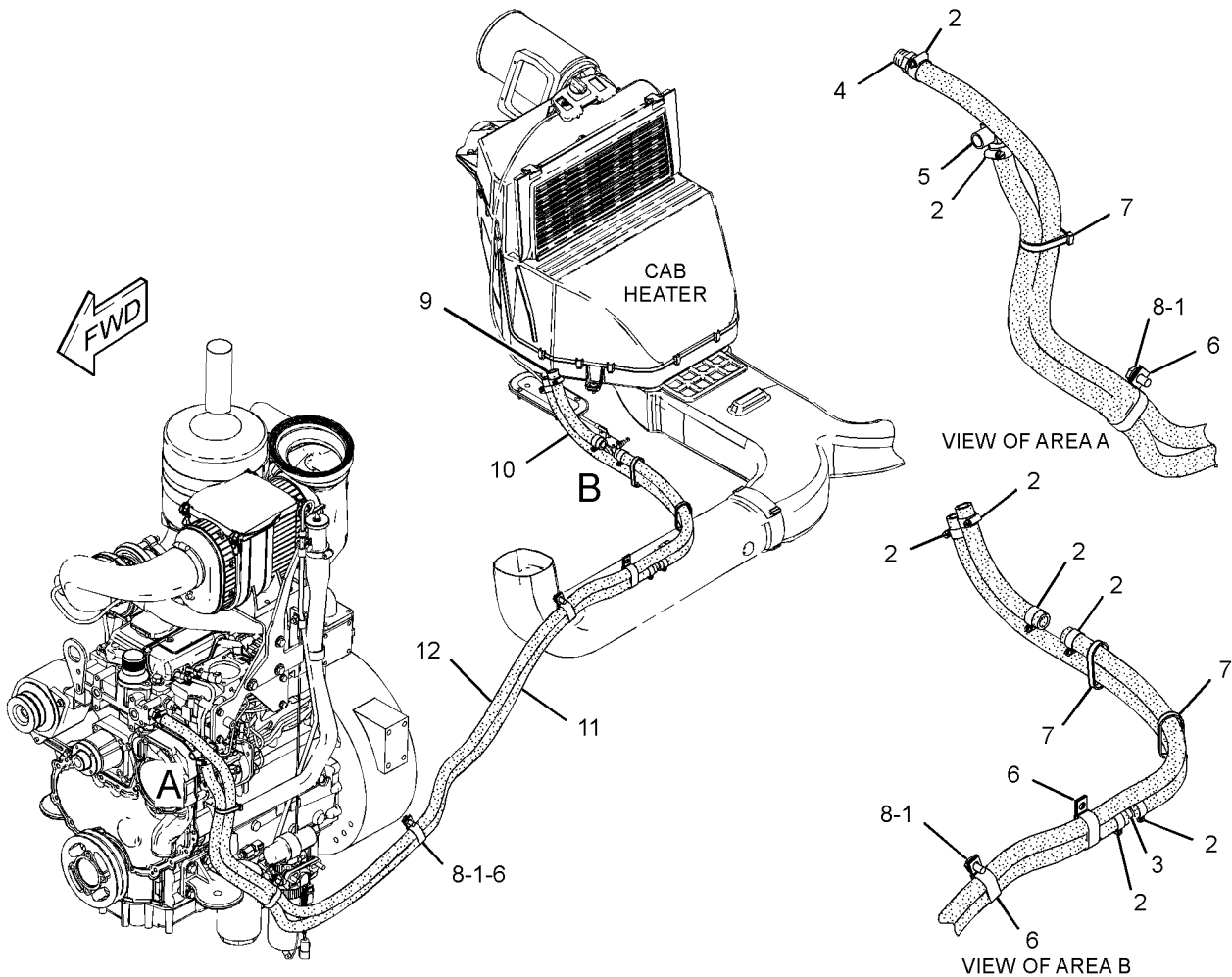
PART OF 269-2125, 269-2126 CAB AR
AN ATTACHMENT

SMCS-1812

i02466511

| NOTE | REF NO | GRAPHIC REF | PART NUMBER | QTY | PART NAME | | | | | | SEE PAGE |
|------|--------|-------------|-------------|-----|--------------------------------|---|---|---|---|-------------------|----------|
| | | | | | 1 | 2 | 3 | 4 | 5 | 6 (PRODUCT LEVEL) | |
| M | 1 | 1 | 8T-4137 | 3 | BOLT (M10X1.5X20-MM) | | | | | | |
| | 2 | 1 | 5D-1026 | 8 | CLAMP-HOSE | | | | | | |
| | 3 | 1 | 6P-8855 | 1 | SPACER (0.56X0.625X3-IN THK) | | | | | | |
| | 4 | 1 | 9M-4814 | 1 | CONNECTOR-HOSE | | | | | | |
| | 5 | 1 | 134-3856 | 1 | ELBOW | | | | | | |
| | 6 | 1 | 3E-4321 | 4 | CLIP | | | | | | |
| | 7 | 1 | 7K-1181 | 3 | STRAP-CABLE | | | | | | |
| | 8 | 1 | 8T-4121 | 3 | WASHER-HARD (11X21X2.5-MM THK) | | | | | | |
| E | 9 | 1 | 5P-0767 | | HOSE (22-CM) | | | | | | |
| E | 10 | 1 | 5P-0767 | | HOSE (65-CM) | | | | | | |
| E | 11 | 1 | 5P-0767 | | HOSE (205-CM) | | | | | | |
| E | 12 | 1 | 5P-0767 | | HOSE (260-CM) | | | | | | |

E-ORDER BY THE CENTIMETER
M-METRIC PART



GRAPHIC #1

<END>

g01231612

OPERATOR STATION

211-0071 LINES GP-HEATER & AIR COND (CHG -02 THRU -09)

S/N: HLS1-UP

PART OF 269-2127 CAB AR
AN ATTACHMENT

SMCS-1380, 1808, 1812

i02397281

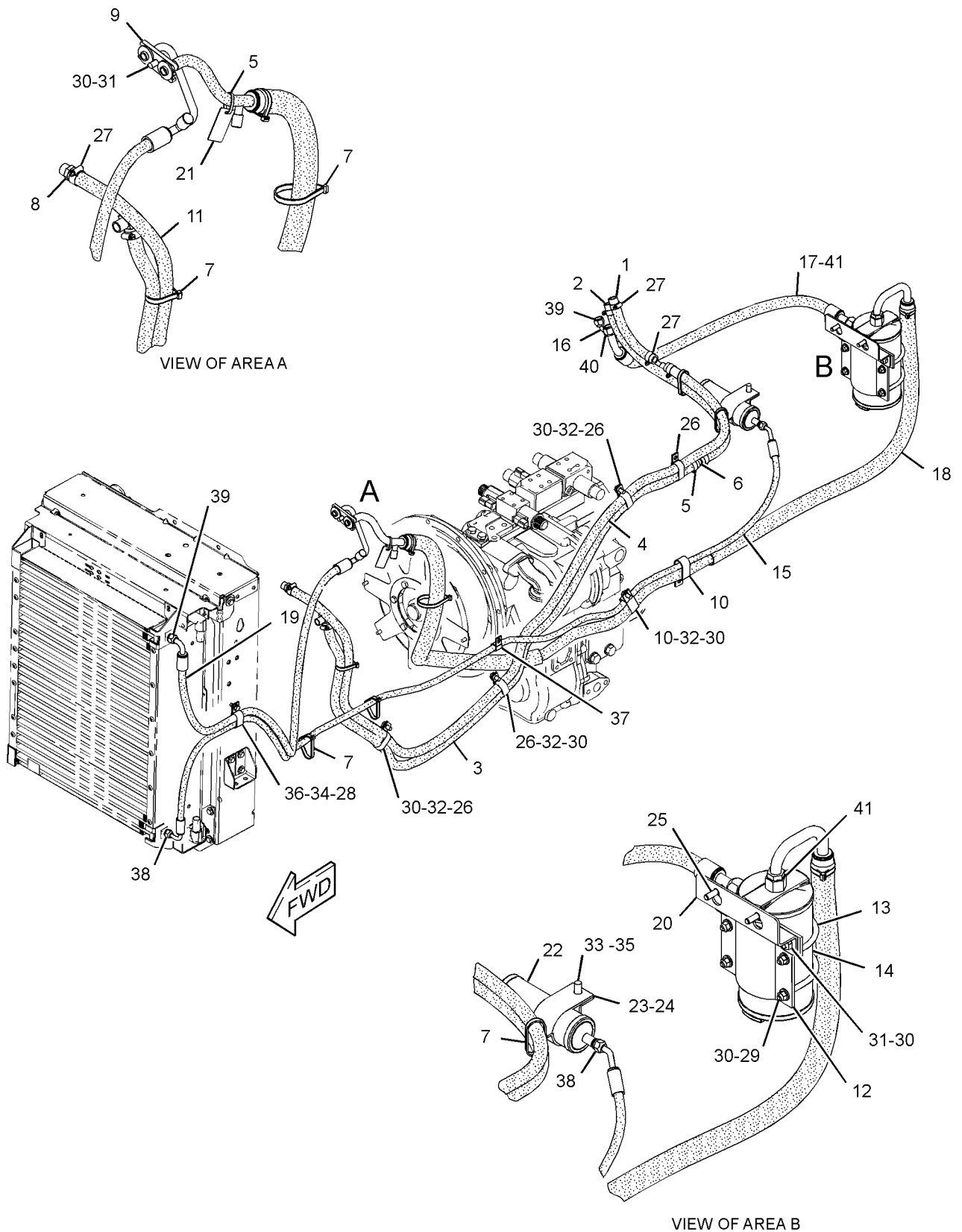
| NOTE | REF NO | GRAPHIC REF | PART NUMBER | QTY | PART NAME | | | | | | SEE PAGE |
|------|--------|-------------|-------------|-----|----------------------------------|---|---|---|---|-------------------|----------|
| | | | | | 1 | 2 | 3 | 4 | 5 | 6 (PRODUCT LEVEL) | |
| E | 1 | 1 | 5P-0767 | | HOSE (22-CM) | | | | | | |
| E | 2 | 1 | 5P-0767 | | HOSE (65-CM) | | | | | | |
| E | 3 | 1 | 5P-0767 | | HOSE (205-CM) | | | | | | |
| E | 4 | 1 | 5P-0767 | | HOSE (260-CM) | | | | | | |
| | 5 | 1 | 3S-2093 | 1 | STRAP-CABLE | | | | | | |
| | 6 | 1 | 6P-8855 | 1 | SPACER (0.56X0.625X3-IN THK) | | | | | | |
| | 7 | 1 | 7K-1181 | 6 | STRAP-CABLE | | | | | | |
| | 8 | 1 | 9M-4814 | 1 | CONNECTOR-HOSE | | | | | | |
| | 9 | 1 | 105-9411 | 1 | SUPPORT | | | | | | |
| | 10 | 1 | 130-9984 | 2 | CLIP | | | | | | |
| | 11 | 1 | 134-3856 | 1 | ELBOW | | | | | | |
| | 12 | 1 | 153-3946 | 1 | BRACKET | | | | | | |
| | 13 | 1 | 153-6781 | 2 | U-BOLT | | | | | | |
| | 14 | 1 | 170-0235 | 1 | ACCUMULATOR-REFRIGERANT | | | | | | |
| I | 15 | 1 | 214-3735 | 1 | HOSE AS | | | | | | |
| I | 16 | 1 | 214-3736 | 1 | HOSE AS | | | | | | |
| I | 17 | 1 | 214-3737 | 1 | HOSE AS | | | | | | |
| I | 18 | 1 | 214-3738 | 1 | HOSE AS | | | | | | |
| | 19 | 1 | 214-3739 | 1 | HOSE AS | | | | | | |
| | 20 | 1 | 220-8209 | 1 | BRACKET AS | | | | | | |
| | 21 | 1 | 255-0800 | 1 | PLATE | | | | | | |
| | 22 | 1 | 283-4237 | 1 | DRYER AS-AIR | | | | | | |
| | | 1 | 3E-0068 | 1 | TUBE AS-REFRIGERANT ORIFICE | | | | | | |
| | 23 | 1 | 109-1633 | 1 | CLIP (SLOT) | | | | | | |
| | 24 | 1 | 109-1634 | 1 | CLIP (TAB) | | | | | | |
| M | 25 | 1 | 208-9293 | 2 | BOLT-FLANGE HEAD (M10X1.5X30-MM) | | | | | | |
| | 26 | 1 | 3E-4321 | 4 | CLIP | | | | | | |
| | 27 | 1 | 5D-1026 | 8 | CLAMP-HOSE | | | | | | |
| | 28 | 1 | 5K-5338 | 1 | CLIP | | | | | | |
| | 29 | 1 | 6V-8801 | 4 | NUT (3/8-16-THD) | | | | | | |
| | 30 | 1 | 8T-4121 | 11 | WASHER-HARD (11X21X2.5-MM THK) | | | | | | |
| M | 31 | 1 | 8T-4136 | 3 | BOLT (M10X1.5X25-MM) | | | | | | |
| M | 32 | 1 | 8T-4137 | 4 | BOLT (M10X1.5X20-MM) | | | | | | |
| M | 33 | 1 | 8T-4139 | 1 | BOLT (M12X1.75X30-MM) | | | | | | |
| M | 34 | 1 | 8T-4189 | 1 | BOLT (M8X1.25X20-MM) | | | | | | |
| | 35 | 1 | 8T-4223 | 1 | WASHER-HARD (13.5X25.5X3-MM THK) | | | | | | |
| | 36 | 1 | 8T-4224 | 1 | WASHER-HARD (8.8X16X2-MM THK) | | | | | | |
| | 37 | 1 | 9M-8406 | 1 | CLIP | | | | | | |
| | 38 | 1 | 9X-7380 | 2 | SEAL-O-RING | | | | | | |
| | 39 | 1 | 9X-7381 | 3 | SEAL-O-RING | | | | | | |
| | 40 | 1 | 9X-7382 | 1 | SEAL-O-RING | | | | | | |
| | 41 | 1,1 | 9X-7383 | 2 | SEAL-O-RING | | | | | | |

E-ORDER BY THE CENTIMETER
I-REFER TO HYDRAULIC INFORMATION SYSTEM
M-METRIC PART

OPERATOR STATION

211-0071 LINES GP-HEATER & AIR COND (contd.)

i02397281



GRAPHIC #1

<END>

g01229327

OPERATOR STATION

205-9578 MIRROR GP-REAR VIEW-INSIDE (CHG -01 THRU -03)

S/N: HLS1-UP

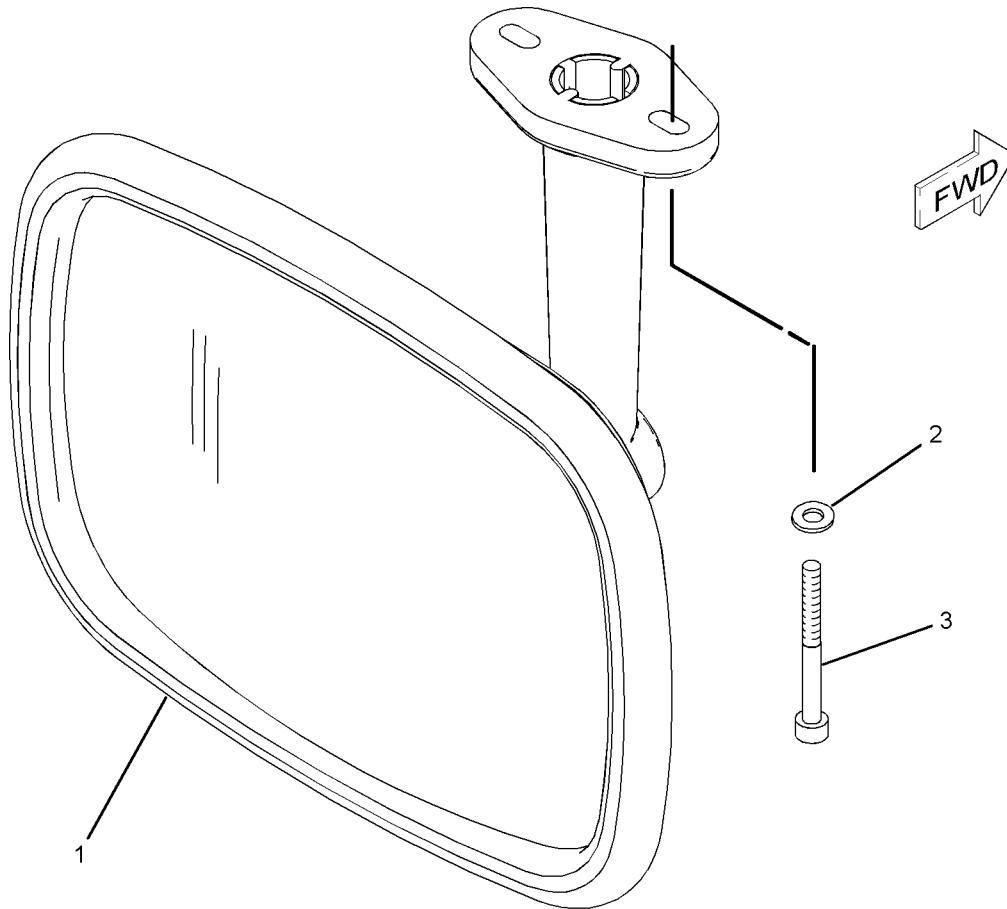
PART OF 269-2125, 269-2126, 269-2127 CAB AR
AN ATTACHMENT

SMCS-7319

i02357018

| NOTE | REF NO | GRAPHIC REF | PART NUMBER | QTY | PART NAME | | | | | | SEE PAGE |
|------|--------|-------------|-----------------|-----|---------------------------------|---|---|---|---|-------------------|----------|
| | | | | | 1 | 2 | 3 | 4 | 5 | 6 (PRODUCT LEVEL) | |
| | 1 | 1 | 199-0929 | 1 | MIRROR AS | | | | | | |
| | 2 | 1 | 096-6166 | 2 | WASHER-HARD (4.5X9X1-MM THK) | | | | | | |
| M | 3 | 1 | 153-8004 | 2 | BOLT-SOCKET HEAD (M4X0.7X35-MM) | | | | | | |

M-METRIC PART



GRAPHIC #1

<END>

g01080519

OPERATOR STATION

259-6276 MIRROR GP-REAR VIEW-INSIDE (CHG -00)

S/N: HLS1-UP

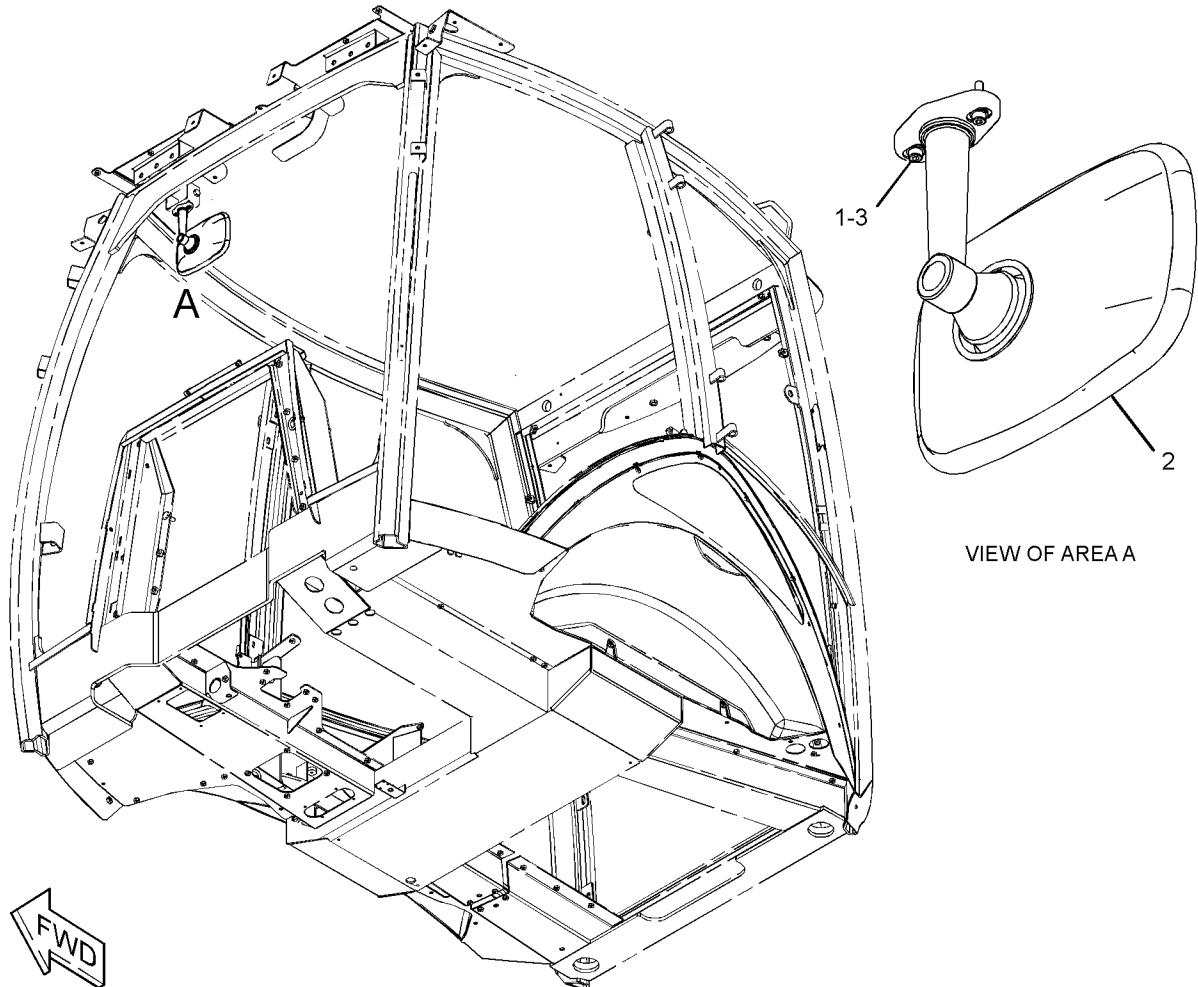
PART OF 269-2123, 269-2124 CANOPY AR
AN ATTACHMENT

SMCS-7319

i02380434

| NOTE | REF NO | GRAPHIC REF | PART NUMBER | QTY | PART NAME | | | | | | SEE PAGE |
|------|--------|-------------|-----------------|-----|---------------------------------|---|---|---|---|-------------------|----------|
| | | | | | 1 | 2 | 3 | 4 | 5 | 6 (PRODUCT LEVEL) | |
| M | 1 | 1 | 8C-4982 | 2 | BOLT-SOCKET HEAD (M4X0.7X20-MM) | | | | | | |
| | 2 | 1 | 199-0929 | 1 | MIRROR AS | | | | | | |
| | 3 | 1 | 096-6166 | 2 | WASHER-HARD (4.5X9X1-MM THK) | | | | | | |

M-METRIC PART



GRAPHIC #1

<END>

g01190426

OPERATOR STATION

186-2589 MOTOR GP-WINDOW WIPER-FRONT (CHG -00 THRU -02)

S/N: HLS1-UP

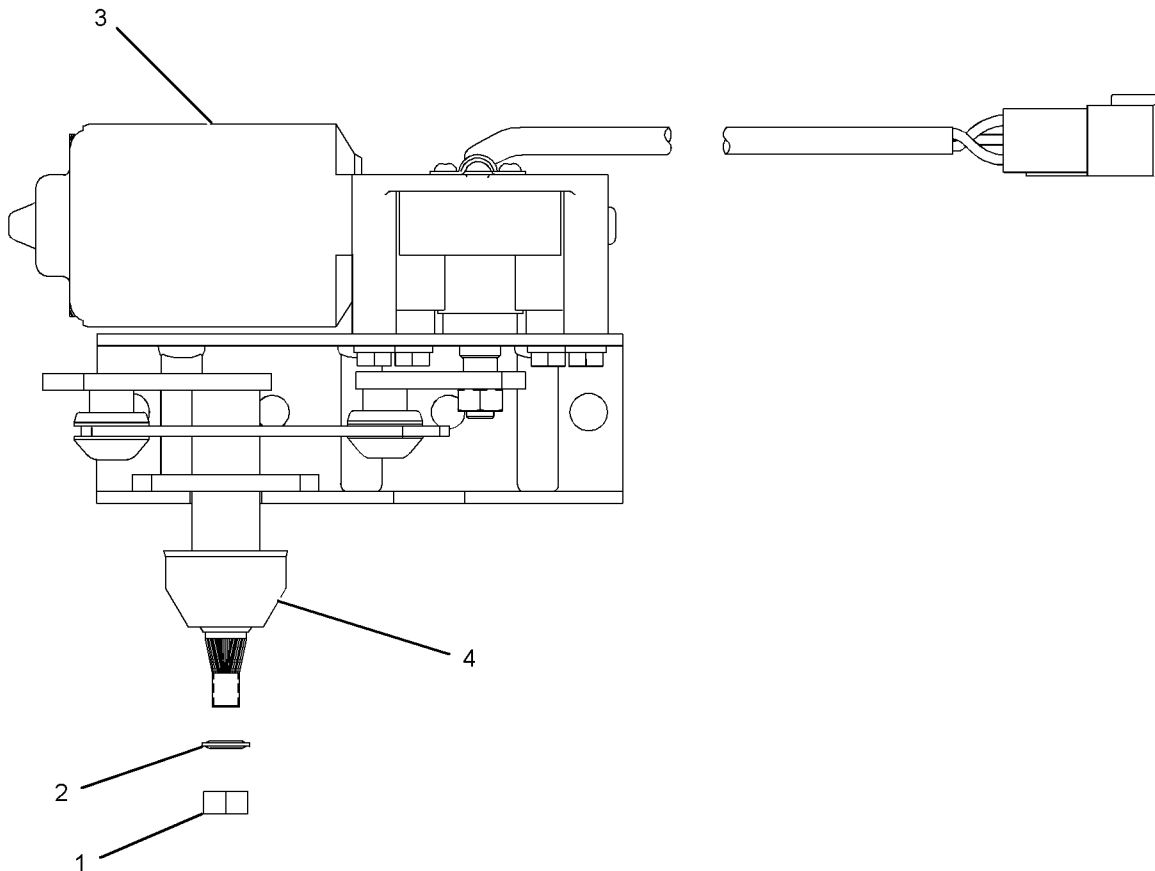
12 VOLT

PART OF 206-1728 WIPER & WASHER GP-WINDOW, 206-1725 WIPER GP-WINDOW
AN ATTACHMENT

SMCS-7305

i02445792

| NOTE | REF NO | GRAPHIC REF | PART NUMBER | QTY | PART NAME | | | | | | SEE PAGE | |
|---------------|--------|-------------|-------------|----------|-----------------------|--|---|---|---|-------------------|----------|--|
| | | | | | 1 | 2 | 3 | 4 | 5 | 6 (PRODUCT LEVEL) | | |
| M | 1 | 1 | 5C-7261 | 1 | NUT (M8X1.25-THD) | | | | | | | |
| | 2 | 1 | 3F-9556 | 1 | LOCKWASHER | | | | | | | |
| | 3 | 1 | 152-7691 | 1 | MOTOR GP-WINDOW WIPER | | | | | | | |
| | | | 1 | 9G-3695 | 1 | PLUG (GROMMET SEALING) | | | | | | |
| | | | 1 | 102-8805 | 1 | KIT-RECEPTACLE (6-PIN) (INCLUDES RECEPTACLE AS & WEDGE) | | | | | | |
| | | | 1 | 186-3735 | 5 | PIN-CONNECTOR (16-GA TO 18-GA) | | | | | | |
| | 4 | 1 | 206-5823 | 1 | CAP (WIPER) | | | | | | | |
| M-METRIC PART | | | | | | | | | | | | |



GRAPHIC #1

<END>

g01120206

OPERATOR STATION

205-9560 MOUNTING GP-CAB (CHG -02, -03)

S/N: HLS1-UP

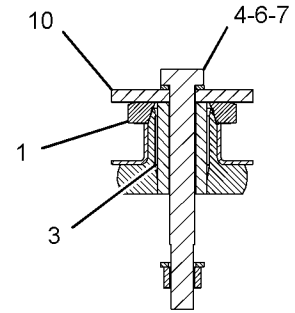
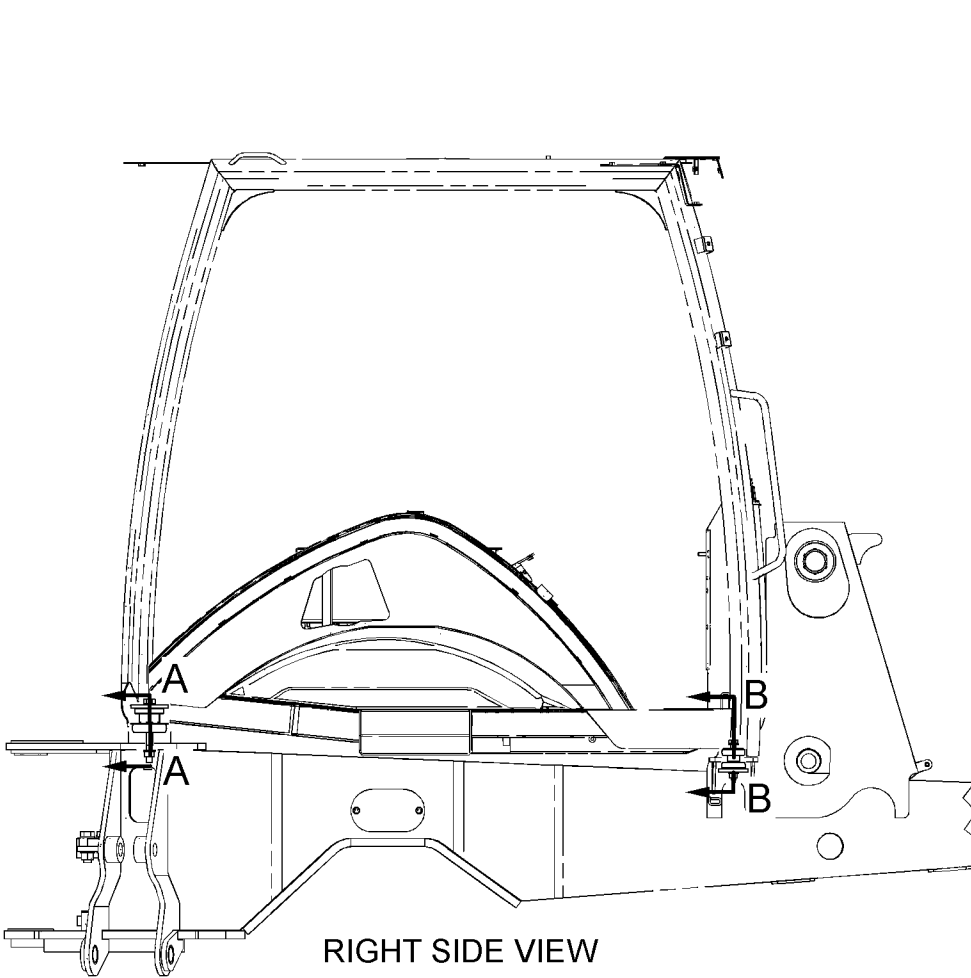
PART OF 269-2125, 269-2126, 269-2127 CAB AR, 269-2123, 269-2124 CANOPY AR
AN ATTACHMENT

SMCS-7301

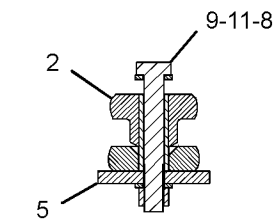
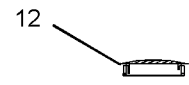
i02358165

| NOTE | REF NO | GRAPHIC REF | PART NUMBER | QTY | PART NAME | | | | | | SEE PAGE |
|------|--------|-------------|-------------|-----|----------------------------------|---|---|---|---|-------------------|----------|
| | | | | | 1 | 2 | 3 | 4 | 5 | 6 (PRODUCT LEVEL) | |
| | 1 | 1 | 6Y-9930 | 2 | MOUNT AS | | | | | | |
| | 2 | 1 | 9R-0390 | 2 | MOUNT AS | | | | | | |
| | 3 | 1 | 9W-6582 | 2 | SLEEVE | | | | | | |
| M | 4 | 1 | 7X-2568 | 2 | BOLT (M20X2.5X180-MM) | | | | | | |
| | 5 | 1 | 8C-3291 | 2 | WASHER (17X90X10-MM THK) | | | | | | |
| | 6 | 1 | 8T-4123 | 4 | WASHER-PLATED (22X35X3.5-MM THK) | | | | | | |
| M | 7 | 1 | 8T-4131 | 2 | NUT (M20X2.5-THD) | | | | | | |
| M | 8 | 1 | 8T-4132 | 2 | NUT (M16X2-THD) | | | | | | |
| M | 9 | 1 | 8T-4173 | 2 | BOLT (M16X2X110-MM) | | | | | | |
| | 10 | 1 | 9W-6584 | 2 | WASHER (20.5X114X10-MM THK) | | | | | | |
| | 11 | 1 | 9X-8257 | 4 | WASHER (17.5X30X3.5-MM THK) | | | | | | |
| | 12 | 1 | 1L-6377 | 2 | BUTTON-PLUG | | | | | | |

M-METRIC PART



SECTION A-A



SECTION B-B

GRAPHIC #1

<END>

g01189655

OPERATOR STATION

251-1222 MOUNTING GP-MONITOR-ACCUGRADE (CHG -00, -01)

S/N: HLS1-UP

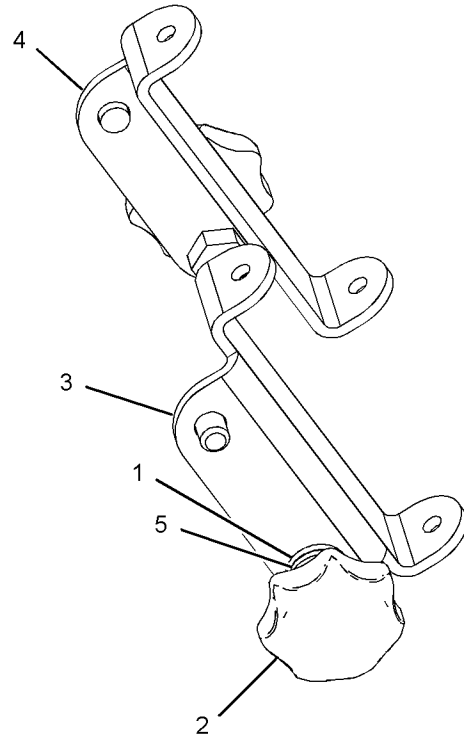
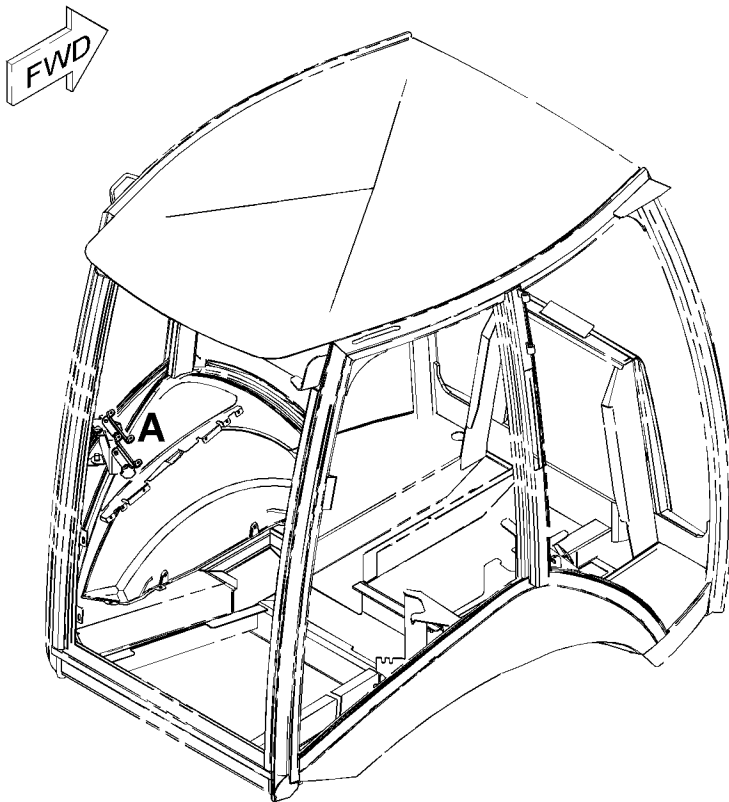
PART OF 211-4253 INSTALLATION GP-MONITOR
AN ATTACHMENT

SMCS-7490

i02346009

| NOTE | REF NO | GRAPHIC REF | PART NUMBER | QTY | PART NAME | | | | | | SEE PAGE |
|------|--------|-------------|-------------|-----|--------------------------------|---|---|---|---|-------------------|----------|
| | | | | | 1 | 2 | 3 | 4 | 5 | 6 (PRODUCT LEVEL) | |
| | 1 | 1 | 095-0817 | 2 | LOCKWASHER | | | | | | |
| | 2 | 1 | 248-2284 | 2 | KNOB-CONTROL | | | | | | |
| | 3 | 1 | 251-0077 | 1 | BRACKET AS | | | | | | |
| M | | 1 | 8T-3490 | 1 | NUT-WELD (M10X1.5-THD) | | | | | | |
| | 4 | 1 | 251-9571 | 1 | BRACKET AS | | | | | | |
| M | | 1 | 8T-3490 | 1 | NUT-WELD (M10X1.5-THD) | | | | | | |
| | 5 | 1 | 8T-4121 | 2 | WASHER-HARD (11X21X2.5-MM THK) | | | | | | |

M-METRIC PART



VIEW OF AREA A

GRAPHIC #1

<END>

g01081749

OPERATOR STATION

209-3378 PEDAL GP-GOVERNOR (CHG -01 THRU -03)

S/N: HLS1-UP

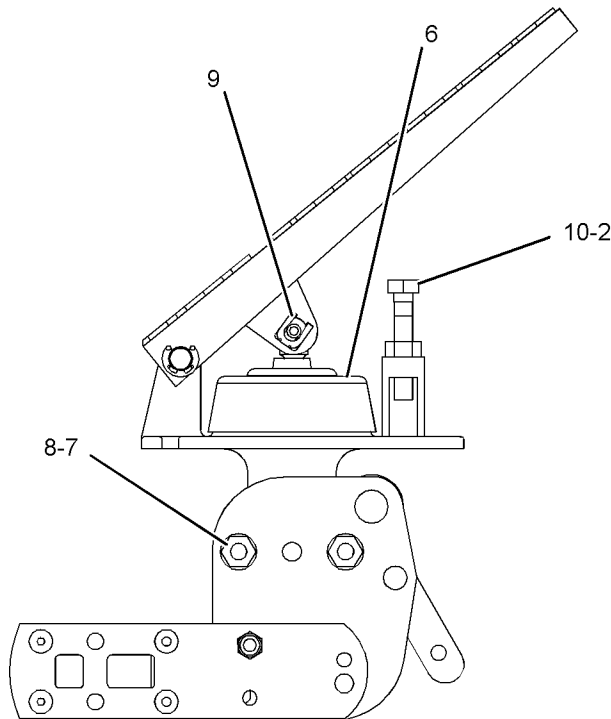
PART OF 206-1640 CONTROL GP-GOVERNOR

SMCS-1265

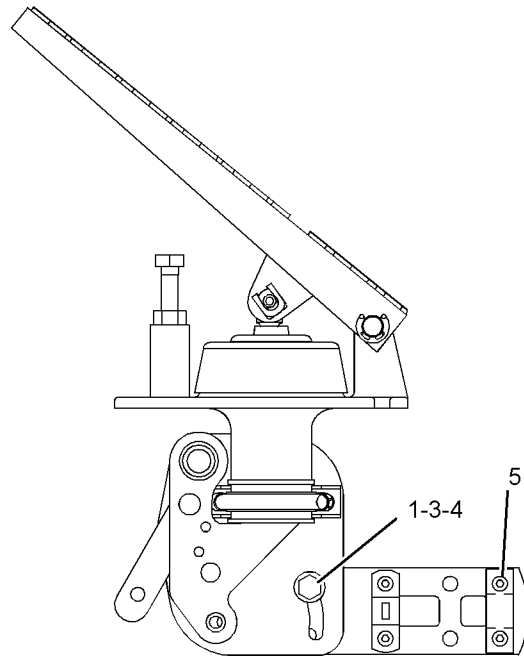
i02121479

| NOTE | REF NO | GRAPHIC REF | PART NUMBER | QTY | PART NAME | | | | | | SEE PAGE | |
|------|--------|-------------|-------------|-----|------------------------------------|---|-----------------------------|---|---|-------------------|----------|--|
| | | | | | 1 | 2 | 3 | 4 | 5 | 6 (PRODUCT LEVEL) | | |
| M | 1 | 1 | 129-3178 | 1 | LOCKNUT (M6X1 THD) | | | | | | | |
| M | 2 | 1 | 5C-7261 | 1 | NUT (M8X1.25-THD) | | | | | | | |
| M | 3 | 1 | 5C-9553 | 1 | BOLT (M6X1X16-MM) | | | | | | | |
| | 4 | 1 | 8T-4205 | 1 | WASHER-HARD (7.2X14.5X2-MM THK) | | | | | | | |
| M | 5 | 1 | 095-0641 | 4 | BOLT-SOCKET HEAD (M4X0.7X10-MM) | | | | | | | |
| | 6 | 1 | 243-0063 | 1 | BOOT | | | | | | | |
| | 7 | 1 | 3F-9556 | 2 | LOCKWASHER | | | | | | | |
| | 8 | 1 | 6V-8186 | 2 | NUT-FULL (5/16-24-THD) | | | | | | | |
| | 9 | 1 | 8T-6902 | 3 | CLIP | | | | | | | |
| M | 10 | 1 | 9X-2842 | 1 | BOLT (M8X1.25X45-MM) | | | | | | | |
| | | | | | AVAILABLE REPAIR KIT(S): | | | | | | | |
| | | | | | 164-1154 | 1 | KIT-SERVICE | | | | | |
| | | | | | (INCLUDES CLAMP & SCREWS) | | | | | | | |
| | | | | | 243-0062 | 1 | KIT-REPAIR (GOVERNOR PEDAL) | | | | | |
| | | | | | (INCLUDES SHAFT, CLIPS & BEARINGS) | | | | | | | |

M-METRIC PART



RIGHT SIDE VIEW



LEFT SIDE VIEW

GRAPHIC #1

<END>

g01081364

OPERATOR STATION

205-9569 ROOF GP-CAB (CHG -02, -03)

S/N: HLS1-UP

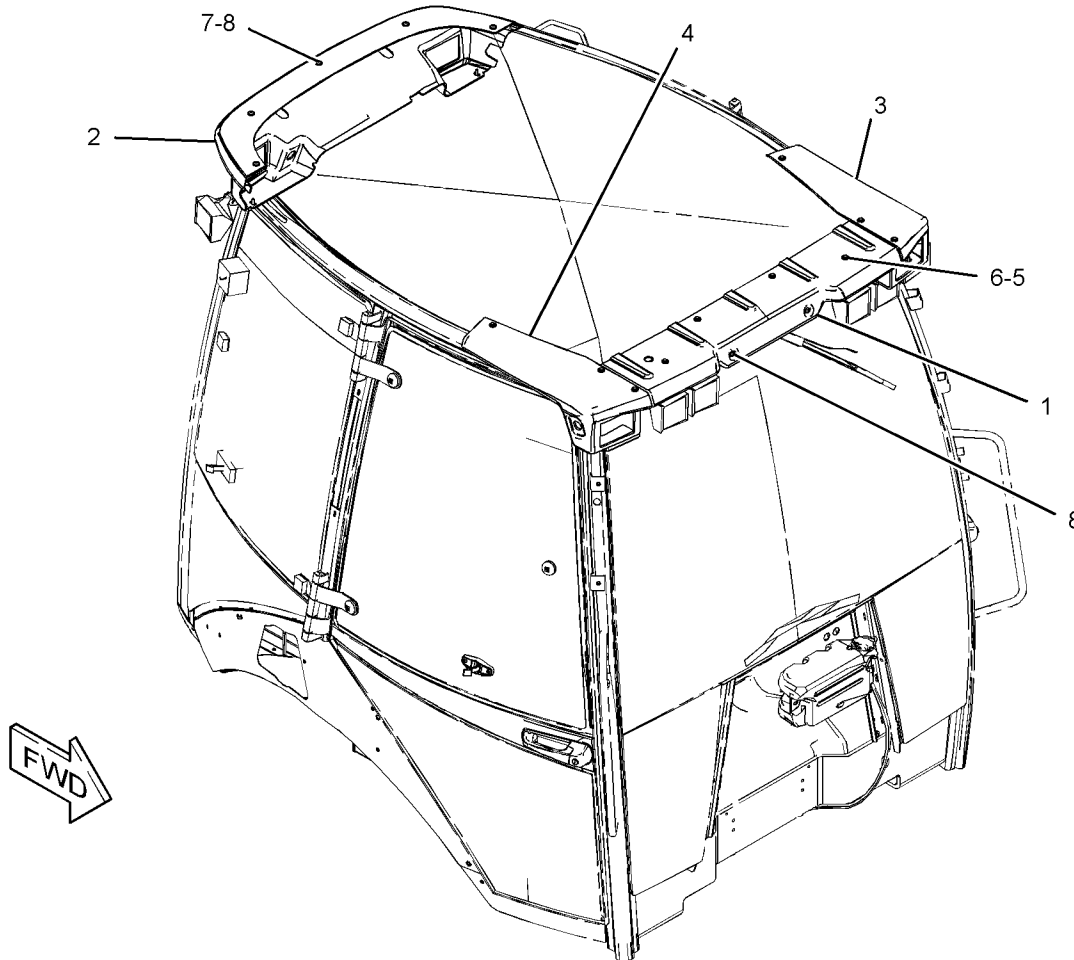
PART OF 269-2125, 269-2126, 269-2127 CAB AR, 269-2123, 269-2124 CANOPY AR
AN ATTACHMENT

SMCS-7301

i02445788

| NOTE | REF NO | GRAPHIC REF | PART NUMBER | QTY | PART NAME | | | | | | SEE PAGE |
|------|--------|-------------|-------------|-----|-------------------------------|---|---|---|---|-------------------|----------|
| | | | | | 1 | 2 | 3 | 4 | 5 | 6 (PRODUCT LEVEL) | |
| | 1 | 1 | 205-9570 | 1 | COVER-ROOF (CENTER) | | | | | | |
| | 2 | 1 | 205-9571 | 1 | COVER-ROOF (REAR) | | | | | | |
| | 3 | 1 | 205-9576 | 1 | COVER-ROOF (LH) | | | | | | |
| | 4 | 1 | 205-9577 | 1 | COVER-ROOF (RH) | | | | | | |
| | 5 | 1 | 5P-4115 | 16 | WASHER-HARD (7.2X19X2-MM THK) | | | | | | |
| M | 6 | 1 | 8T-4138 | 16 | BOLT (M6X1X20-MM) | | | | | | |
| | 7 | 1 | 9X-2038 | 7 | WASHER (7X19X2-MM THK) | | | | | | |
| M | 8 | 1 | 9X-2045 | 9 | SCREW-TRUSS HEAD (M6X1X20-MM) | | | | | | |

M-METRIC PART



GRAPHIC #1

<END>

g01233481

OPERATOR STATION

206-1747 SEAT BELT GP-RETRACTABLE, 2-IN (CHG -01, -02)

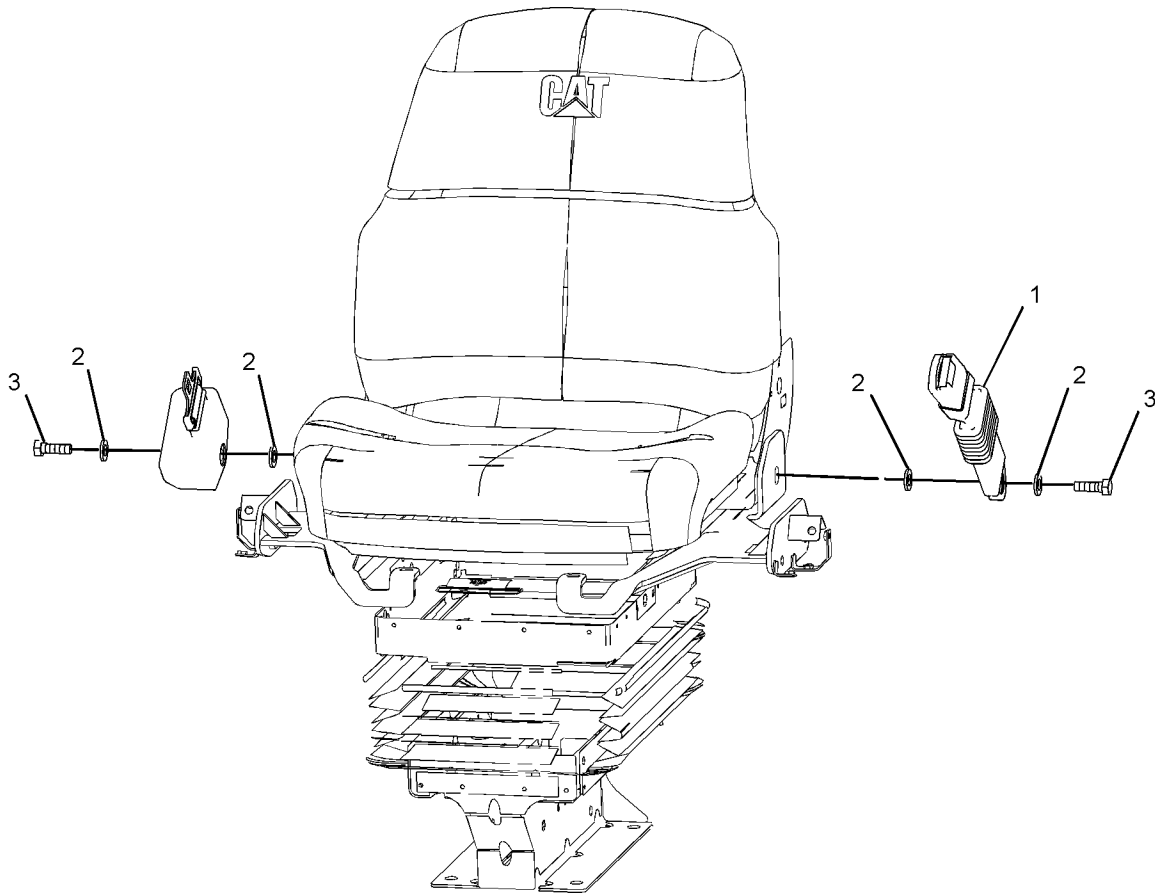
S/N: HLS1-UP
AN ATTACHMENT

SMCS-7327

i02105092

| NOTE | REF NO | GRAPHIC REF | PART NUMBER | QTY | PART NAME | | | | | | SEE PAGE |
|------|--------|-------------|-------------|-----|----------------------------------|---|---|---|---|-------------------|----------|
| | | | | | 1 | 2 | 3 | 4 | 5 | 6 (PRODUCT LEVEL) | |
| | 1 | 1 | 206-1749 | 1 | SEAT BELT GP | | | | | | |
| | 2 | 1 | 8T-4223 | 4 | WASHER-HARD (13.5X25.5X3-MM THK) | | | | | | |
| M | 3 | 1 | 8T-4956 | 2 | BOLT (M12X1.75X35-MM) | | | | | | |

M-METRIC PART



FRONT VIEW
(TOP LEFT)

<END>

GRAPHIC #1

g01078751

OPERATOR STATION

206-1748 SEAT BELT GP-RETRACTABLE, 3-IN (CHG -01, -02)

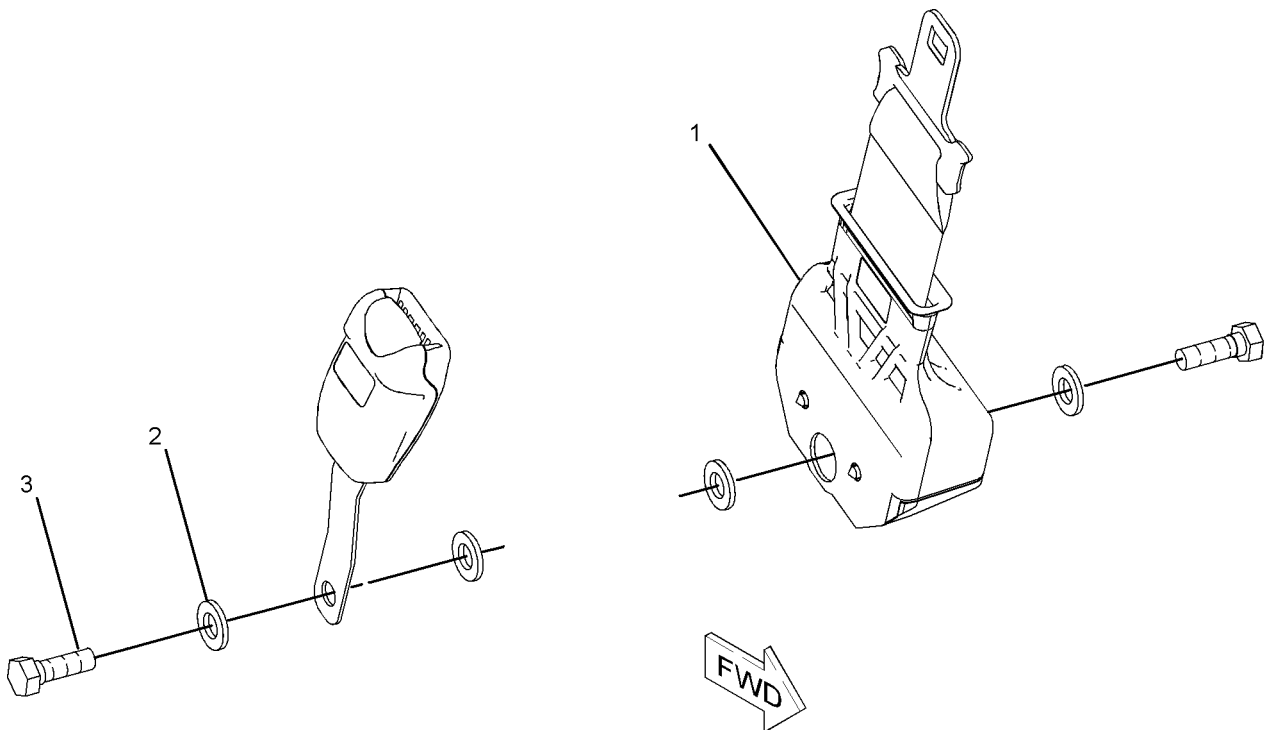
S/N: HLS1-UP
AN ATTACHMENT

SMCS-7327

i02105089

| NOTE | REF NO | GRAPHIC REF | PART NUMBER | QTY | PART NAME | | | | | | SEE PAGE |
|------|--------|-------------|-------------|-----|----------------------------------|---|---|---|---|-------------------|----------|
| | | | | | 1 | 2 | 3 | 4 | 5 | 6 (PRODUCT LEVEL) | |
| | 1 | 1 | 206-1750 | 1 | SEAT BELT GP | | | | | | |
| | 2 | 1 | 8T-4223 | 4 | WASHER-HARD (13.5X25.5X3-MM THK) | | | | | | |
| M | 3 | 1 | 8T-4956 | 2 | BOLT (M12X1.75X35-MM) | | | | | | |

M-METRIC PART



GRAPHIC #1

<END>

g01078668

OPERATOR STATION

164-1213 SEAT GP-DELUXE, CLOTH (CHG -00, -01)

S/N: HLS1-UP

PART OF 164-1203 SEAT GP-SUSPENSION
AN ATTACHMENT

SMCS-7312, 7321, 7324, 7336

i02310704

| NOTE | REF NO | GRAPHIC REF | PART NUMBER | QTY | PART NAME | | | | | | SEE PAGE |
|------|--------|-------------|-------------|-----|----------------------------------|---|---|---|---|-------------------|----------|
| | | | | | 1 | 2 | 3 | 4 | 5 | 6 (PRODUCT LEVEL) | |
| | 1 | 1 | 2M-7819 | 1 | RING-RETAINING | | | | | | |
| | 2 | 1 | 4B-4278 | 4 | WASHER (10.2X20.5X1.6-MM THK) | | | | | | |
| | 3 | 1 | 6C-3677 | 2 | RIVET-POP | | | | | | |
| | 4 | 1 | 8S-7803 | 2 | RING-RETAINING | | | | | | |
| | 5 | 1 | 220-3790 | 1 | ARMREST AS (RH) | | | | | | |
| M | | 1 | 6A-9083 | | SCREW-MACHINE (M6X1X15-MM) | | | | | | |
| | | 1 | 220-3793 | 1 | PAD AS | | | | | | |
| | 6 | 1 | 031-4155 | 4 | LOCKNUT (5/16-18-THD) | | | | | | |
| | 7 | 1 | 095-0878 | 2 | PIN-SPRING | | | | | | |
| M | 8 | 1 | 105-3481 | 2 | BOLT-SOCKET HEAD (M8X1.25X20-MM) | | | | | | |
| | 9 | 1 | 123-6077 | 1 | SHAFT-PIVOT | | | | | | |
| | 10 | 1 | 132-9240 | 1 | LATCH AS | | | | | | |
| | 11 | 1 | 135-1706 | 1 | SPRING | | | | | | |
| | 12 | 1 | 154-8278 | 1 | SPRING-RETURN | | | | | | |
| | 13 | 1 | 154-8280 | 1 | SPRING-RETURN | | | | | | |
| | 14 | 1 | 154-8284 | 1 | TUBE | | | | | | |
| | 15 | 1 | 161-9290 | 1 | WASHER (11.9X20.7X2.3-MM THK) | | | | | | |
| | 16 | 1 | 164-1211 | 1 | LEVER | | | | | | |
| | 17 | 1 | 164-1212 | 1 | LEVER | | | | | | |
| | 18 | 1 | 164-1214 | 4 | KNOB | | | | | | |
| | 19 | 1 | 164-1245 | 1 | CUSHION GP-SEAT | | | | | | |
| | | 1 | 164-1269 | 1 | BOOT | | | | | | |
| | | 1 | 101-0003 | 3 | FASTENER | | | | | | |
| | | 1 | 164-1272 | 1 | ROD AS | | | | | | |
| | | 1 | 164-1273 | 2 | SPRING-EXTENSION | | | | | | |
| | 20 | 1 | 164-1246 | 1 | CUSHION AS | | | | | | |
| | 21 | 1 | 164-1247 | 1 | BRACKET AS (RH) | | | | | | |
| | 22 | 1 | 164-1249 | 1 | LEVER AS | | | | | | |
| | 23 | 1 | 164-1250 | 1 | HANDLE | | | | | | |
| | 24 | 1 | 164-1251 | 1 | SPRING | | | | | | |
| | 25 | 1 | 164-1252 | 1 | SPRING | | | | | | |
| | 26 | 1 | 220-3791 | 1 | ARMREST AS (LH) | | | | | | |
| M | | 1 | 6A-9083 | 1 | SCREW-MACHINE (M6X1X15-MM) | | | | | | |
| | | 1 | 220-3793 | 1 | PAD AS | | | | | | |
| | 29 | 1 | 164-1256 | 2 | SPACER (19X25.4X12.5-MM THK) | | | | | | |
| | 30 | 1 | 0S-1595 | 2 | BOLT (1/2-13X1.25-IN) | | | | | | |
| | 31 | 1 | 164-1258 | 1 | BRACKET AS (RH) | | | | | | |
| | 32 | 1 | 164-1259 | 1 | BRACKET AS (LH) | | | | | | |
| | 33 | 1 | 164-1261 | 1 | BRACKET AS (LH) | | | | | | |
| | 34 | 1 | 164-1262 | 1 | PAN AS | | | | | | |
| | 35 | 1 | 164-1263 | 1 | PAN AS | | | | | | |
| | 36 | 1 | 164-1264 | 1 | PAN AS | | | | | | |
| | 37 | 1 | 164-1265 | 4 | BOLT (3/8-16X1.1-IN) | | | | | | |
| | 38 | 1 | 164-1271 | 2 | SPRING | | | | | | |
| | 39 | 1 | 164-1274 | 2 | BLOCK | | | | | | |
| | 40 | 1 | 164-1275 | 1 | BACKREST AS | | | | | | |
| M | | 1 | 2W-9499 | 2 | BOLT (M6X1X40-MM) | | | | | | |
| | | 1 | 8C-0572 | 2 | WASHER (8.8X25.5X2-MM THK) | | | | | | |
| | 41 | 1 | 164-1276 | 2 | TUBE | | | | | | |
| | 42 | 1 | 164-1277 | 2 | CLIP-SPRING | | | | | | |
| | 43 | 1 | 164-1295 | 1 | PLATE AS-SLIDE | | | | | | |
| | 44 | 1 | 180-5780 | 1 | LEVER-TILT | | | | | | |
| | 45 | 1 | 180-5781 | 1 | ROD | | | | | | |
| | 46 | 1 | 180-5782 | 1 | SPRING | | | | | | |
| | 47 | 1 | 180-5783 | 1 | FOLLOWER | | | | | | |

OPERATOR STATION

164-1213 SEAT GP (contd.)

i02310704

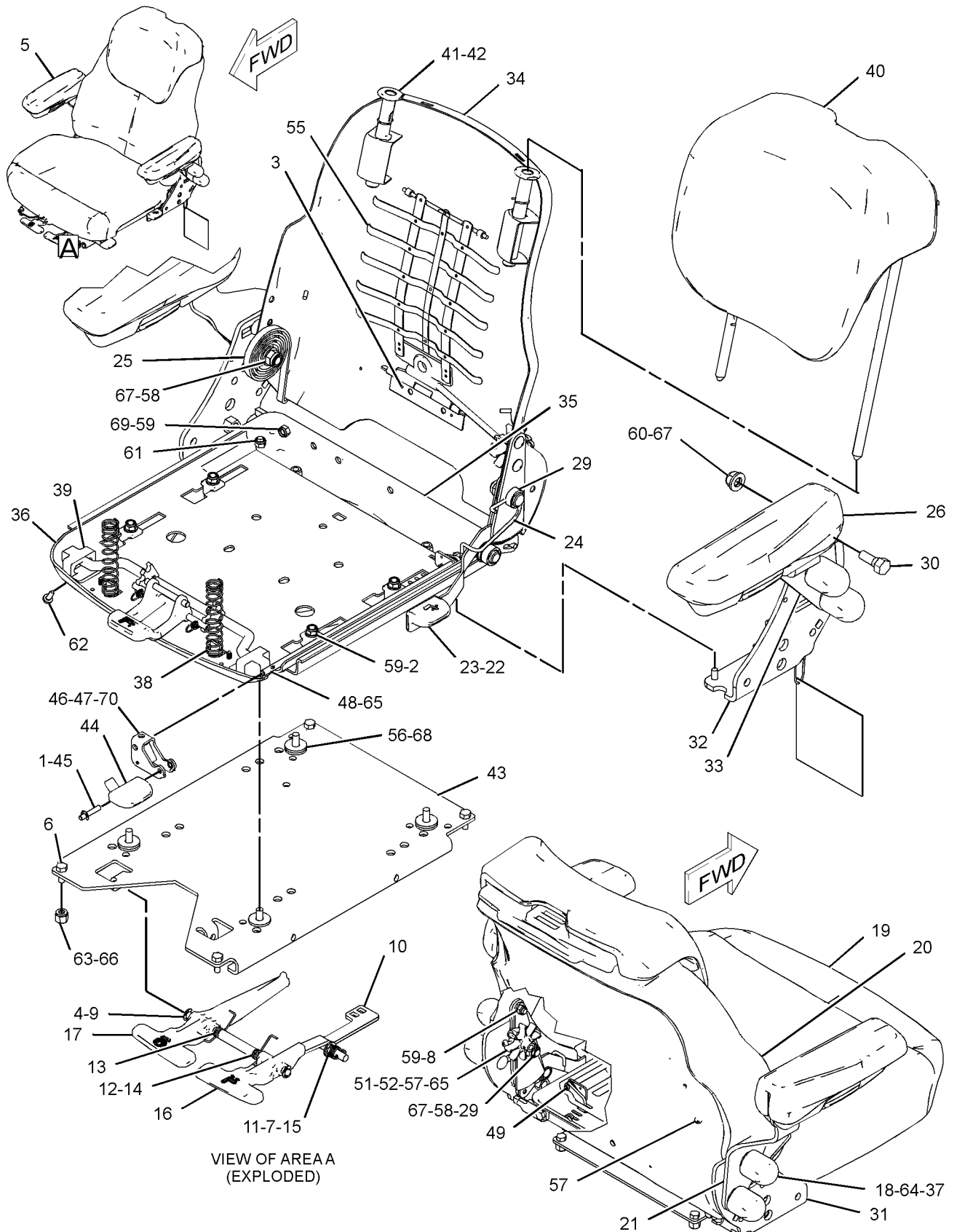
| NOTE | REF NO | GRAPHIC REF | PART NUMBER | QTY | PART NAME | | | | | | SEE PAGE |
|------|--------|-------------|-----------------|-----|-----------------------------------|---|---|---|---|-------------------|----------|
| | | | | | 1 | 2 | 3 | 4 | 5 | 6 (PRODUCT LEVEL) | |
| | 48 | 1 | 180-5784 | 1 | LATCH AS | | | | | | |
| | 49 | 1 | 180-5785 | 1 | SPRING | | | | | | |
| | 51 | 1 | 180-5787 | 1 | KNOB | | | | | | |
| | 52 | 1 | 180-5788 | 1 | BLOCK | | | | | | |
| | 55 | 1 | 180-5791 | 1 | SUPPORT AS-SEAT (LUMBAR) | | | | | | |
| | 56 | 1 | 195-7055 | 8 | WASHER-HARD (9.9X28.5X3.2-MM THK) | | | | | | |
| | 57 | 1 | 195-9223 | 4 | SCREW-PAN HEAD | | | | | | |
| M | 58 | 1 | 129-3180 | 2 | LOCKNUT (M12X1.75-THD) | | | | | | |
| M | 59 | 1 | 131-3540 | 12 | LOCKNUT (M8X1.25-THD) | | | | | | |
| | 60 | 1 | 1K-6872 | 2 | LOCKNUT (1/2-13-THD) | | | | | | |
| | 61 | 1 | 2K-4973 | 4 | LOCKNUT (3/8-16-THD) | | | | | | |
| | 62 | 1 | 2P-7864 | 2 | SCREW-TAPPING | | | | | | |
| | 63 | 1 | 3B-4505 | 4 | LOCKWASHER | | | | | | |
| | 64 | 1 | 4B-5271 | 4 | WASHER (25.5X11.2X2-MM THK) | | | | | | |
| | 65 | 1 | 4H-1641 | 2 | PIN-SPRING | | | | | | |
| | 66 | 1 | 4M-0061 | 4 | BOLT (5/16-18X0.75-IN) | | | | | | |
| | 67 | 1 | 5P-8245 | 4 | WASHER-HARD (13.5X25.5X3-MM THK) | | | | | | |
| | 68 | 1 | 5S-7379 | 4 | BOLT (3/8-16X0.875-IN) | | | | | | |
| M | 69 | 1 | 8T-4200 | 2 | BOLT (M8X1.25X16-MM) | | | | | | |
| | 70 | 1 | 8T-7566 | 1 | PIN-SPRING | | | | | | |

M-METRIC PART

OPERATOR STATION

164-1213 SEAT GP (contd.)

i02310704



VIEW OF AREA
(EXPLODED)

GRAPHIC #1

<END>

g01150321

OPERATOR STATION

273-5905 SEAT GP (CHG -00)

S/N: HLS1-UP

PART OF 206-1791 SEAT GP-SUSPENSION
AN ATTACHMENT

SMCS-7312, 7321, 7324, 7336

i02447150

| NOTE | PART NUMBER | QTY | PART NAME | | | | | | SEE PAGE |
|---------------|-------------|-----|----------------------------------|---|---|---|---|-------------------|----------|
| | | | 1 | 2 | 3 | 4 | 5 | 6 (PRODUCT LEVEL) | |
| M | 8T-4189 | 2 | BOLT (M8X1.25X20-MM) | | | | | | |
| | 8T-8917 | 2 | BOLT (1/2-13X1.25-IN) | | | | | | |
| | 164-1265 | 1 | BOLT (3/8-16X1.1-IN) | | | | | | |
| | 260-0045 | 1 | BOLT-SHOULDER (3/8-16X1.18-IN) | | | | | | |
| M | 105-3481 | 2 | BOLT-SOCKET HEAD (M8X1.25X20-MM) | | | | | | |
| | 164-1258 | 1 | BRACKET AS (RH) | | | | | | |
| | 164-1259 | 1 | BRACKET AS (LH) | | | | | | |
| | 164-1266 | 1 | CUSHION AS-BACK | | | | | | |
| | 260-0058 | 1 | CUSHION AS-SEAT | | | | | | |
| | 260-0027 | 1 | KNOB-SLIDE | | | | | | |
| | 260-0028 | 1 | LEVER-TILT | | | | | | |
| | 164-1249 | 1 | LEVER AS | | | | | | |
| M | 3T-0852 | 8 | LOCKNUT (M8X1.25-THD) | | | | | | |
| M | 9X-6620 | 1 | LOCKNUT | | | | | | |
| M | 129-3180 | 2 | LOCKNUT (M12X1.75-THD) | | | | | | |
| | 260-0029 | 1 | PAN | | | | | | |
| | 260-0040 | 1 | PAN | | | | | | |
| | 164-1263 | 1 | PAN AS | | | | | | |
| | 180-5797 | 1 | PAN AS | | | | | | |
| | 180-5781 | 1 | ROD | | | | | | |
| | 8T-9501 | 2 | SCREW (10-16X0.75-IN) | | | | | | |
| M | 8T-6412 | 2 | SCREW-MACHINE (M6X1X20-MM) | | | | | | |
| | 195-9223 | 2 | SCREW-PAN HEAD | | | | | | |
| | 164-1256 | 2 | SPACER (19X25.4X12.5-MM THK) | | | | | | |
| | 164-1251 | 1 | SPRING | | | | | | |
| | 164-1252 | 1 | SPRING | | | | | | |
| | 164-1273 | 1 | SPRING-EXTENSION | | | | | | |
| | 161-9283 | 1 | WASHER (1.6-MM THK) | | | | | | |
| | 5P-8245 | 2 | WASHER-HARD (13.5X25.5X3-MM THK) | | | | | | |
| M-METRIC PART | | | | | | | | | |

<END>

OPERATOR STATION

273-6036 SEAT GP-CLOTH (CHG -00)

S/N: HLS1-UP

PART OF 206-1792 SEAT GP-SUSPENSION
AN ATTACHMENT

SMCS-7312, 7321, 7324, 7336

i02447154

| NOTE | PART NUMBER | QTY | PART NAME | | | | | | SEE PAGE |
|--------------------|-------------|-----|----------------------------------|---|---|---|---|-------------------|----------|
| | | | 1 | 2 | 3 | 4 | 5 | 6 (PRODUCT LEVEL) | |
| | 164-1258 | 1 | BRACKET AS (RH) | | | | | | |
| | 164-1259 | 1 | BRACKET AS (LH) | | | | | | |
| | 164-1244 | 1 | CUSHION AS-BACK | | | | | | |
| | 260-0050 | 1 | CUSHION AS-SEAT | | | | | | |
| | 164-1249 | 1 | LEVER AS | | | | | | |
| | 164-1263 | 1 | PAN AS | | | | | | |
| | 180-5797 | 1 | PAN AS | | | | | | |
| M | 8T-4189 | 2 | BOLT (M8X1.25X20-MM) | | | | | | |
| | 8T-8917 | 2 | BOLT (1/2-13X1.25-IN) | | | | | | |
| | 164-1265 | 1 | BOLT (3/8-16X1.1-IN) | | | | | | |
| | 260-0045 | 1 | BOLT-SHOULDER (3/8-16X1.18-IN) | | | | | | |
| M | 105-3481 | 2 | BOLT-SOCKET HEAD (M8X1.25X20-MM) | | | | | | |
| | 260-0028 | 1 | LEVER-TILT | | | | | | |
| | 260-0027 | 1 | KNOB-SLIDE | | | | | | |
| M | 3T-0852 | 8 | LOCKNUT (M8X1.25-THD) | | | | | | |
| M | 9X-6620 | 1 | LOCKNUT | | | | | | |
| M | 129-3180 | 2 | LOCKNUT (M12X1.75-THD) | | | | | | |
| | 260-0029 | 1 | PAN | | | | | | |
| | 260-0040 | 1 | PAN | | | | | | |
| | 180-5781 | 1 | ROD | | | | | | |
| | 8T-9501 | 2 | SCREW (10-16X0.75-IN) | | | | | | |
| M | 8T-6412 | 2 | SCREW-MACHINE (M6X1X20-MM) | | | | | | |
| | 195-9223 | 2 | SCREW-PAN HEAD | | | | | | |
| | 164-1256 | 2 | SPACER (19X25.4X12.5-MM THK) | | | | | | |
| | 164-1251 | 1 | SPRING | | | | | | |
| | 164-1252 | 1 | SPRING | | | | | | |
| | 164-1273 | 1 | SPRING-EXTENSION | | | | | | |
| | 161-9283 | 1 | WASHER (1.6-MM THK) | | | | | | |
| | 5P-8245 | 2 | WASHER-HARD (13.5X25.5X3-MM THK) | | | | | | |
| M-METRIC PART | | | | | | | | | |
| <END> | | | | | | | | | |

OPERATOR STATION

164-1203 SEAT GP-SUSPENSION-DELUXE, CLOTH

(CHG -02 THRU -04)

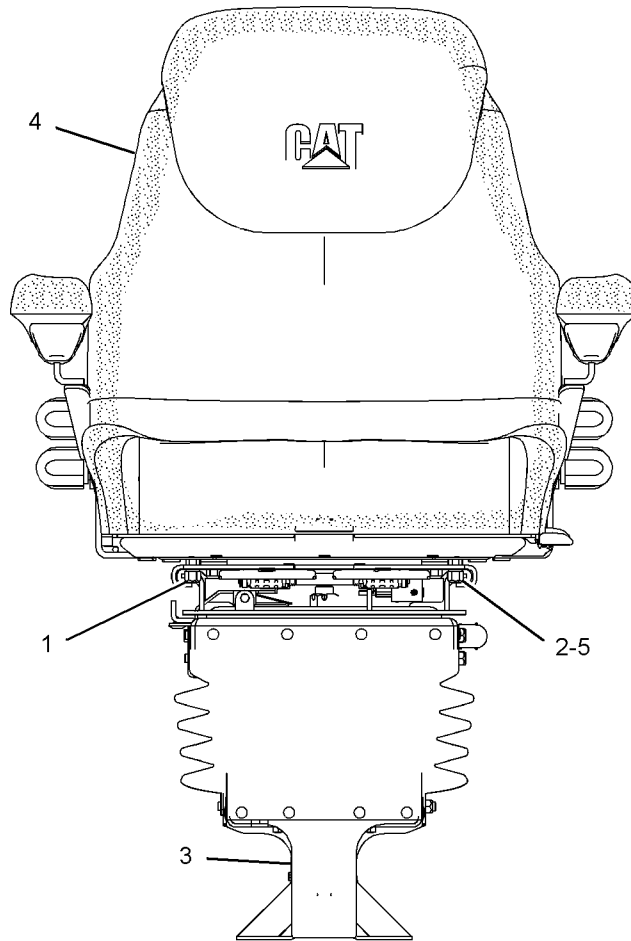
S/N: HLS1-UP

PART OF 180-5772 SEAT GP-SUSPENSION
AN ATTACHMENT

SMCS-7324, 7336

i02151091

| NOTE | REF NO | GRAPHIC REF | PART NUMBER | QTY | PART NAME | | | | | | SEE PAGE |
|---|--------|-------------|-------------|-----|-------------------------|---|---|---|---|-------------------|----------|
| | | | | | 1 | 2 | 3 | 4 | 5 | 6 (PRODUCT LEVEL) | |
| | 1 | 1 | 149-4745 | 2 | KIT-SLIDER BLOCK | | | | | | |
| (EACH INCLUDES SLIDER BLOCK & BOLT) | | | | | | | | | | | |
| J | 2 | 1 | 161-9289 | 2 | BLOCK-SLIDER | | | | | | |
| Y | 3 | 1 | 164-1207 | 1 | SUSPENSION GP-SEAT | | | | | | 619 |
| Y | 4 | 1 | 164-1213 | 1 | SEAT GP (DELUXE, CLOTH) | | | | | | 609 |
| J | 5 | 1 | 173-5787 | 2 | SETSCREW (1/4-20-THD) | | | | | | |
| AVAILABLE REPAIR KIT(S): | | | | | | | | | | | |
| J | | | 161-9744 | 1 | KIT-SLIDER BLOCK | | | | | | |
| (INCLUDES SLIDER BLOCKS & PARTS MARKED J) | | | | | | | | | | | |
| J-KIT MARKED J INCLUDES PARTS MARKED J | | | | | | | | | | | |
| Y-SEPARATE ILLUSTRATION | | | | | | | | | | | |



FRONT VIEW

<END>

GRAPHIC #1

g01095039

OPERATOR STATION

180-5772 SEAT GP-SUSPENSION-DELUXE, CLOTH (CHG -00)

S/N: HLS1-UP

PART OF 269-2126, 269-2127 CAB AR
AN ATTACHMENT

SMCS-7324, 7336

i01453042

| NOTE | PART NUMBER | QTY | PART NAME | | | | | | SEE PAGE |
|------|-------------|-----|------------------------------------|---|---|---|---|-------------------|----------|
| | | | 1 | 2 | 3 | 4 | 5 | 6 (PRODUCT LEVEL) | |
| M | 8T-4139 | 4 | BOLT (M12X1.75X30-MM) | | | | | | |
| Y | 164-1203 | 1 | SEAT GP-SUSPENSION (DELUXE, CLOTH) | | | | | | 614 |
| | 3S-2093 | 1 | STRAP-CABLE | | | | | | |
| | 8T-4223 | 4 | WASHER-HARD (13.5X25.5X3-MM THK) | | | | | | |

M-METRIC PART

Y-SEPARATE ILLUSTRATION

<END>

OPERATOR STATION

206-1791 SEAT GP-SUSPENSION-VINYL (CHG -01, -02)

S/N: HLS1-UP

PART OF 280-7364 SEAT GP-SUSPENSION
AN ATTACHMENT

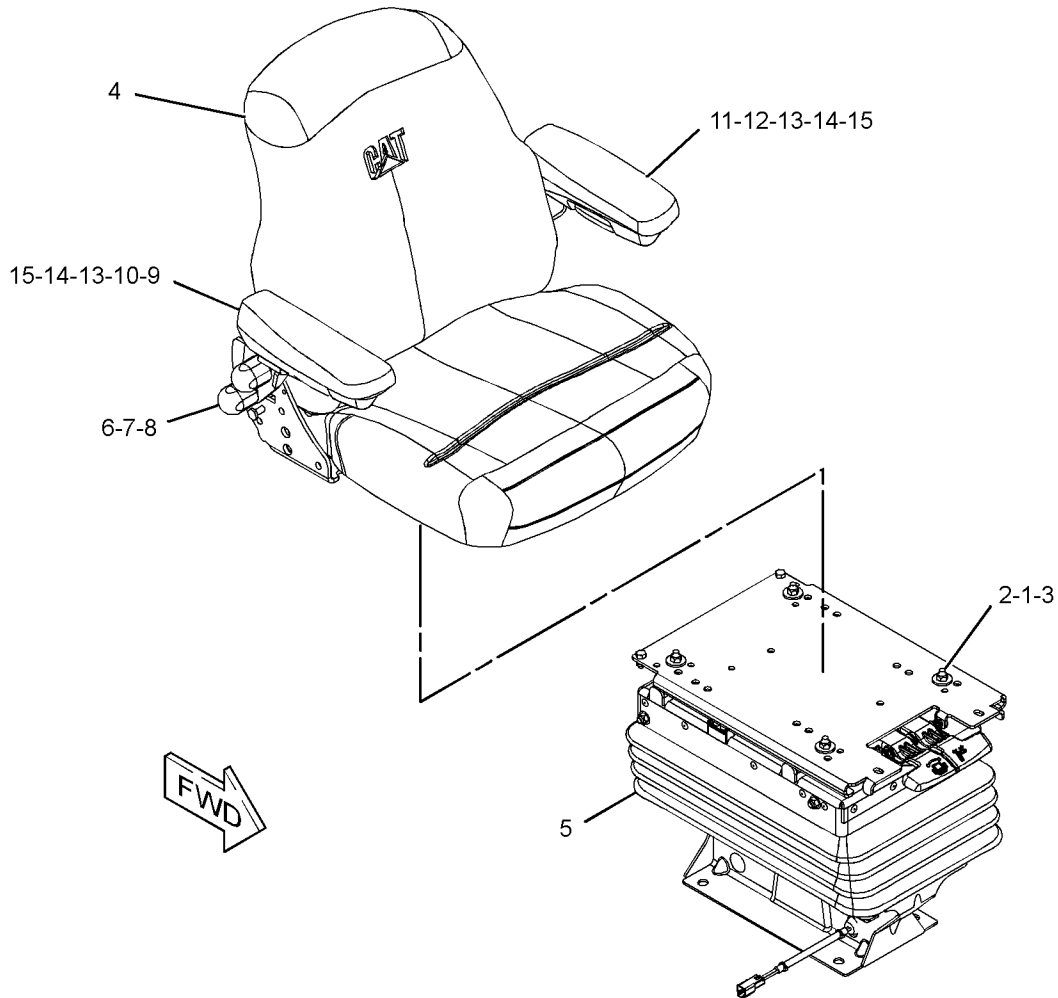
SMCS-7324, 7336

i02445825

| NOTE | REF NO | GRAPHIC REF | PART NUMBER | QTY | PART NAME | SEE PAGE |
|------|--------|-------------|-------------|-----|-----------------------------------|----------|
| | | | | | | |
| | 1 | 1 | 2K-4973 | 4 | LOCKNUT (3/8-16-THD) | |
| | 2 | 1 | 4L-6454 | 4 | BOLT (3/8-16X1-IN) | |
| | 3 | 1 | 195-7055 | 4 | WASHER-HARD (9.9X28.5X3.2-MM THK) | |
| Y | 4 | 1 | 273-5905 | 1 | SEAT GP | 612 |
| Y | 5 | 1 | 273-6372 | 1 | SUSPENSION GP-SEAT | 622 |
| | 6 | 1 | 164-1265 | 4 | BOLT (3/8-16X1.1-IN) | |
| | 7 | 1 | 4B-5271 | 4 | WASHER (25.5X11.2X2-MM THK) | |
| | 8 | 1 | 164-1214 | 4 | KNOB | |
| | 9 | 1 | 164-1247 | 1 | BRACKET AS (RH) | |
| | 10 | 1 | 220-3790 | 1 | ARMREST AS (RH) | |
| M | | 1 | 6A-9083 | 1 | SCREW-MACHINE (M6X1X15-MM) | |
| | 11 | 1 | 164-1261 | 1 | BRACKET AS (LH) | |
| | 12 | 1 | 220-3791 | 1 | ARMREST AS (LH) | |
| M | | 1 | 6A-9083 | 1 | SCREW-MACHINE (M6X1X15-MM) | |
| | 13 | 1 | 1K-6872 | 2 | LOCKNUT (1/2-13-THD) | |
| | 14 | 1 | 0S-1595 | 2 | BOLT (1/2-13X1.25-IN) | |
| | 15 | 1 | 5P-8245 | 2 | WASHER-HARD (13.5X25.5X3-MM THK) | |

M-METRIC PART

Y-SEPARATE ILLUSTRATION



GRAPHIC #1

<END>

g01216461

OPERATOR STATION

206-1792 SEAT GP-SUSPENSION-CLOTH (CHG -01, -02)

S/N: HLS1-UP

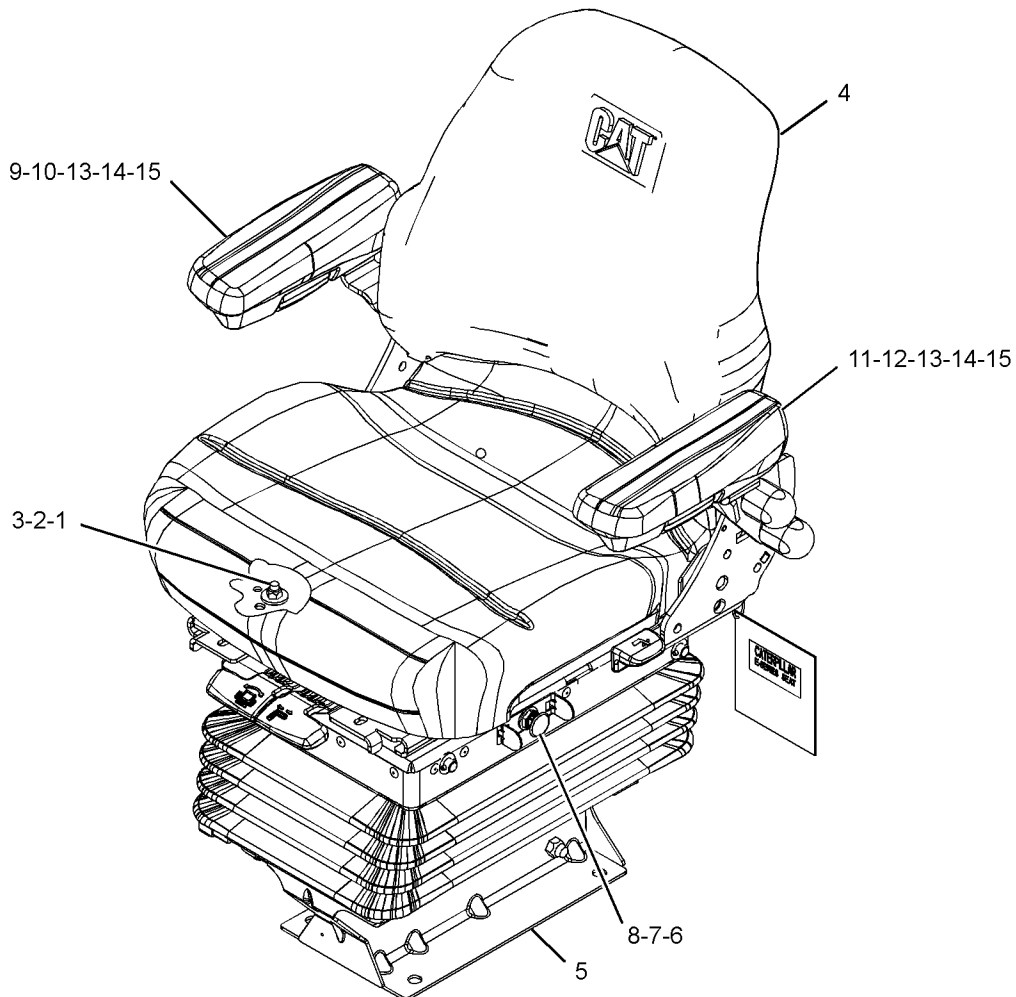
PART OF 280-7365 SEAT GP-SUSPENSION
AN ATTACHMENT

SMCS-7324, 7336

i02447153

| NOTE | REF NO | GRAPHIC REF | PART NUMBER | QTY | PART NAME | | | | | | SEE PAGE |
|------|--------|-------------|-------------|-----|-----------------------------------|---|---|---|---|-------------------|----------|
| | | | | | 1 | 2 | 3 | 4 | 5 | 6 (PRODUCT LEVEL) | |
| | 1 | 1 | 2K-4973 | 4 | LOCKNUT (3/8-16-THD) | | | | | | |
| | 2 | 1 | 4L-6454 | 4 | BOLT (3/8-16X1-IN) | | | | | | |
| | 3 | 1 | 195-7055 | 4 | WASHER-HARD (9.9X28.5X3.2-MM THK) | | | | | | |
| Y | 4 | 1 | 273-6036 | 1 | SEAT GP | | | | | | 613 |
| Y | 5 | 1 | 273-6372 | 1 | SUSPENSION GP-SEAT | | | | | | 622 |
| | 6 | 1 | 164-1265 | 4 | BOLT (3/8-16X1.1-IN) | | | | | | |
| | 7 | 1 | 4B-5271 | 4 | WASHER (25.5X11.2X2-MM THK) | | | | | | |
| | 8 | 1 | 164-1214 | 4 | KNOB | | | | | | |
| | 9 | 1 | 164-1247 | 1 | BRACKET AS (RH) | | | | | | |
| | 10 | 1 | 220-3790 | 1 | ARMREST AS (RH) | | | | | | |
| | 11 | 1 | 164-1261 | 1 | BRACKET AS (LH) | | | | | | |
| | 12 | 1 | 220-3791 | 1 | ARMREST AS (LH) | | | | | | |
| | 13 | 1 | 1K-6872 | 2 | LOCKNUT (1/2-13-THD) | | | | | | |
| | 14 | 1 | 0S-1595 | 2 | BOLT (1/2-13X1.25-IN) | | | | | | |
| | 15 | 1 | 5P-8245 | 2 | WASHER-HARD (13.5X25.5X3-MM THK) | | | | | | |

Y-SEPARATE ILLUSTRATION



GRAPHIC #1

<END>

g01225777

OPERATOR STATION

280-7364 SEAT GP-SUSPENSION-VINYL (CHG -00)

S/N: HLS1-UP

PART OF 269-2123, 269-2124 CANOPY AR
AN ATTACHMENT

SMCS-7324, 7336

i02434492

| NOTE | PART NUMBER | QTY | PART NAME | | | | | | SEE PAGE |
|------|-------------|-----|----------------------------------|---|---|---|---|-------------------|----------|
| | | | 1 | 2 | 3 | 4 | 5 | 6 (PRODUCT LEVEL) | |
| Y | 206-1791 | 1 | SEAT GP-SUSPENSION | | | | | | 616 |
| M | 8T-4139 | 4 | BOLT (M12X1.75X30-MM) | | | | | | |
| | 3S-2093 | 1 | STRAP-CABLE | | | | | | |
| | 8T-4223 | 4 | WASHER-HARD (13.5X25.5X3-MM THK) | | | | | | |

M-METRIC PART
Y-SEPARATE ILLUSTRATION

<END>

280-7365 SEAT GP-SUSPENSION-CLOTH (CHG -00)

S/N: HLS1-UP

PART OF 269-2125 CAB AR
AN ATTACHMENT

SMCS-7324, 7336

i02434559

| NOTE | PART NUMBER | QTY | PART NAME | | | | | | SEE PAGE |
|------|-------------|-----|----------------------------------|---|---|---|---|-------------------|----------|
| | | | 1 | 2 | 3 | 4 | 5 | 6 (PRODUCT LEVEL) | |
| Y | 206-1792 | 1 | SEAT GP-SUSPENSION | | | | | | 617 |
| M | 8T-4139 | 4 | BOLT (M12X1.75X30-MM) | | | | | | |
| | 3S-2093 | 1 | STRAP-CABLE | | | | | | |
| | 8T-4223 | 4 | WASHER-HARD (13.5X25.5X3-MM THK) | | | | | | |

M-METRIC PART
Y-SEPARATE ILLUSTRATION

<END>

OPERATOR STATION

164-1207 SUSPENSION GP-SEAT (CHG -02)

S/N: HLS1-UP

PART OF 164-1203 SEAT GP-SUSPENSION
AN ATTACHMENT

SMCS-7312, 7324

i02310707

| NOTE | REF NO | GRAPHIC REF | PART NUMBER | QTY | PART NAME | | | | | | SEE PAGE |
|------|--------|-------------|-------------|-----|--------------------------------------|---|---|---|---|-------------------|----------|
| | | | | | 1 | 2 | 3 | 4 | 5 | 6 (PRODUCT LEVEL) | |
| | 1 | 1 | 111-5042 | 34 | FASTENER (PANEL) | | | | | | |
| M | 2 | 1 | 129-3180 | 1 | LOCKNUT (M12X1.75-THD) | | | | | | |
| | 3 | 1 | 161-9282 | 1 | BOLT (3/4-10X1.5) | | | | | | |
| | 4 | 1 | 161-9283 | 1 | WASHER (1.6-MM THK) | | | | | | |
| | 5 | 1 | 161-9285 | 1 | NUT (3/4-10-THD) | | | | | | |
| C | 6 | 1 | 243-3593 | 1 | SPRING AS-AIR | | | | | | |
| | | 1 | 5P-6010 | 1 | TUBE | | | | | | |
| | | 1 | 130-8343 | 1 | SCREW-BUTTON HEAD (3/8-16X0.625-IN) | | | | | | |
| | | 1 | 163-1135 | 1 | SPRING | | | | | | |
| | | 1 | 164-1232 | 1 | PLATE | | | | | | |
| | 7 | 1 | 237-3943 | 1 | BRACKET | | | | | | |
| | 8 | 1 | 164-1208 | 1 | PLATE AS | | | | | | |
| | | 1 | 161-9286 | 1 | SPRING-LATCH | | | | | | |
| | | 1 | 161-9288 | 1 | SHAFT-PIVOT | | | | | | |
| | | 1 | 164-1294 | 1 | LATCH AS | | | | | | |
| | | 1 | 9C-4457 | 1 | FASTENER | | | | | | |
| | | 1 | 8S-7803 | 1 | RING-RETAINING | | | | | | |
| | 9 | 1 | 164-1215 | 1 | ABSORBER AS-SHOCK | | | | | | |
| C | 10 | 1 | 243-3594 | 1 | BASE | | | | | | |
| | 11 | 1 | 164-1217 | 1 | ARM AS-SUSPENSION | | | | | | |
| | 12 | 1 | 164-1218 | 2 | ARM AS-SUSPENSION | | | | | | |
| | 13 | 1 | 164-1219 | 1 | BRACKET AS | | | | | | |
| | 14 | 1 | 164-1220 | 1 | BRACKET AS | | | | | | |
| C | 15 | 1 | 243-3595 | 1 | AIR COMPRESSOR GP | | | | | | |
| | 16 | 1 | 164-1224 | 2 | SHAFT AS | | | | | | |
| | 17 | 1 | 164-1225 | 2 | SHAFT AS | | | | | | |
| | 18 | 1 | 164-1226 | 2 | SHAFT | | | | | | |
| | 19 | 1 | 164-1228 | 1 | HARNES AS-RIDE CONTROL | | | | | | |
| | 20 | 1 | 164-1229 | 4 | BUMPER | | | | | | |
| | 21 | 1 | 164-1230 | 12 | BEARING | | | | | | |
| | 22 | 1 | 5V-4845 | 2 | BEARING | | | | | | |
| | 23 | 1 | 164-1233 | 2 | SPACER (13X25.4X20.5-MM THK) | | | | | | |
| | 24 | 1 | 164-1234 | 1 | PLATE | | | | | | |
| | 25 | 1 | 164-1237 | 1 | BUSHING | | | | | | |
| | 26 | 1 | 164-1238 | 1 | SPACER (12.8X22.2X3.1-MM THK) | | | | | | |
| | 27 | 1 | 164-1239 | 2 | SPACER (13.5X19X61.9-MM THK) | | | | | | |
| | 28 | 1 | 164-1240 | 1 | BOOT | | | | | | |
| | 29 | 1 | 185-3890 | 2 | SCREW-PAN HEAD (8-32X33.3-MM-THD) | | | | | | |
| | 30 | 1 | 215-8196 | 1 | VALVE AS | | | | | | |
| | 31 | 1 | 215-1242 | 1 | RING | | | | | | |
| M | 32 | 1 | 197-6657 | 1 | BOLT-ROUND HEAD (M12X1.75X80-MM-THD) | | | | | | |
| | 33 | 1 | 1K-6872 | 1 | LOCKNUT (1/2-13-THD) | | | | | | |
| | 34 | 1 | 2K-4973 | 8 | LOCKNUT (3/8-16-THD) | | | | | | |
| | 35 | 1 | 3S-2093 | 2 | STRAP-CABLE | | | | | | |
| | 36 | 1 | 4B-9784 | 8 | BALL | | | | | | |
| | 37 | 1 | 4K-0499 | 2 | LOCKWASHER | | | | | | |
| | 38 | 1 | 5M-3062 | 1 | BOLT (3/8-16X0.75-IN) | | | | | | |
| | 39 | 1 | 6V-8185 | 8 | NUT (1/4-20-THD) | | | | | | |
| | 40 | 1 | 7X-0481 | 1 | BOLT (203.2-MM) | | | | | | |
| | 41 | 1 | 7X-0622 | 2 | WASHER (13X24X2.5-MM THK) | | | | | | |
| | 42 | 1 | 8T-9364 | 4 | BOLT (1/4-20X0.625-IN) | | | | | | |
| | 43 | 1 | 1H-3337 | 2 | BOLT (1/4-20X0.875-IN) | | | | | | |
| | 44 | 1 | 164-1236 | 2 | PLATE AS | | | | | | |
| C | 45 | 1 | 180-5794 | 1 | PLATE | | | | | | |
| C | 46 | 1 | 197-6658 | 2 | WASHER (6.8X13X0.7-MM THK) | | | | | | |

OPERATOR STATION

164-1207 SUSPENSION GP-SEAT (contd.)

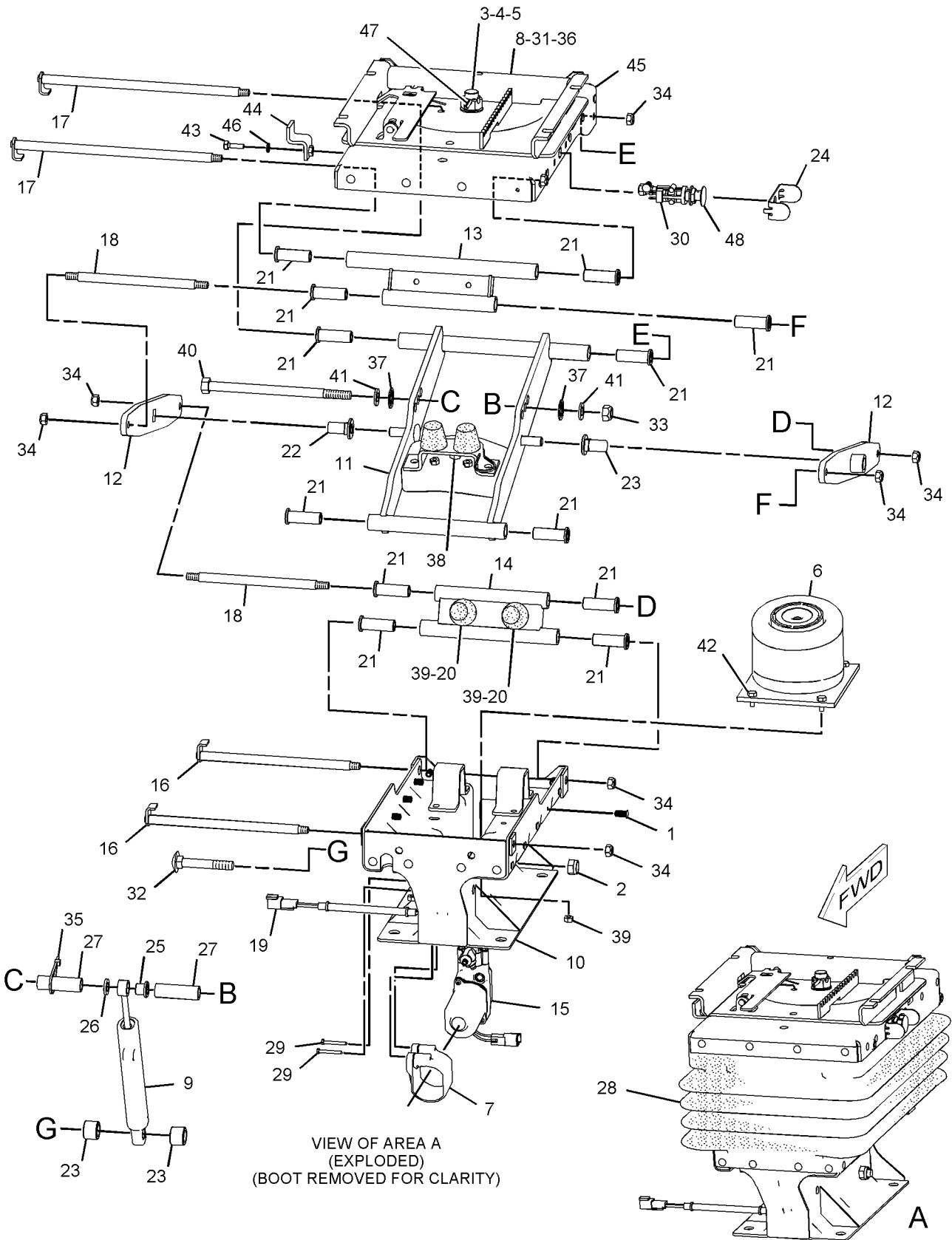
i02310707

| NOTE | REF NO | GRAPHIC REF | PART NUMBER | QTY | PART NAME | SEE PAGE |
|------------------------------|--------|-------------|-----------------|-----|-----------------------------|----------|
| | | | | | 1 2 3 4 5 6 (PRODUCT LEVEL) | |
| | 47 | 1 | 3B-4631 | 1 | PIN-COTTER | |
| | 48 | 1 | 164-1235 | 1 | KNOB | |
| C- CHANGE FROM PREVIOUS TYPE | | | | | | |
| M- METRIC PART | | | | | | |

OPERATOR STATION

164-1207 SUSPENSION GP-SEAT (contd.)

i02310707



GRAPHIC #1

<END>

g01150828

OPERATOR STATION

273-6372 SUSPENSION GP-SEAT (CHG -00)

S/N: HLS1-UP

PART OF 206-1791, 206-1792 SEAT GP-SUSPENSION
AN ATTACHMENT

SMCS-7312, 7324

i02447147

| NOTE | PART NUMBER | QTY | PART NAME | | | | | | SEE PAGE |
|------|-------------|-----|--|---|---|---|---|-------------------|----------|
| | | | 1 | 2 | 3 | 4 | 5 | 6 (PRODUCT LEVEL) | |
| | 260-0059 | 1 | AIR COMPRESSOR GP | | | | | | |
| | 164-1215 | 1 | ABSORBER AS-SHOCK | | | | | | |
| | 164-1218 | 2 | ARM AS-SUSPENSION | | | | | | |
| | 260-0060 | 1 | ARM AS-SUSPENSION | | | | | | |
| | 164-1219 | 1 | BRACKET AS (FRONT) | | | | | | |
| | 164-1220 | 1 | BRACKET AS (REAR) | | | | | | |
| | 260-0036 | 1 | HARNES AS-RIDE CONTROL | | | | | | |
| | 260-0057 | 1 | LATCH AS-SLIDE | | | | | | |
| | 260-0052 | 1 | PLATE AS-SLIDE | | | | | | |
| | 260-0051 | 1 | PLATE AS-UPPER | | | | | | |
| | 102-8804 | 1 | KIT-RECEPTACLE (4-PIN) (INCLUDES RECEPTACLE AS & WEDGE) | | | | | | |
| | 260-0047 | 2 | SHAFT AS | | | | | | |
| | 218-0235 | 2 | SWITCH AS-LIMIT (EACH INCLUDES) | | | | | | |
| | 102-8803 | 1 | KIT-RECEPTACLE (3-PIN) (INCLUDES RECEPTACLE AS & WEDGE) | | | | | | |
| | 186-3735 | 3 | PIN-CONNECTOR (16-GA TO 18-GA) | | | | | | |
| | 4B-9784 | 12 | BALL | | | | | | |
| | 260-0063 | 1 | BASE-SEAT | | | | | | |
| | 164-1230 | 12 | BEARING | | | | | | |
| | 260-0067 | 2 | BEARING | | | | | | |
| | 260-0042 | 1 | BEARING-FLANGED | | | | | | |
| | 161-9289 | 2 | BLOCK-SLIDER | | | | | | |
| | 260-0043 | 1 | BLOCK-STOP | | | | | | |
| | 0S-0509 | 1 | BOLT (3/8-16X0.75-IN) | | | | | | |
| | 1H-3337 | 4 | BOLT (1/4-20X0.875-IN) | | | | | | |
| | 4M-0061 | 2 | BOLT (5/16-18X0.75-IN) | | | | | | |
| | 7X-0481 | 1 | BOLT (203.2-MM) | | | | | | |
| | 260-0041 | 1 | BOLT | | | | | | |
| M | 197-6657 | 1 | BOLT-ROUND HEAD (M12X1.75X80-MM-THD) | | | | | | |
| | 164-1240 | 1 | BOOT | | | | | | |
| | 237-3943 | 1 | BRACKET | | | | | | |
| | 164-1229 | 4 | BUMPER | | | | | | |
| | 164-1237 | 1 | BUSHING | | | | | | |
| | 111-5042 | 34 | FASTENER | | | | | | |
| | 260-0046 | 1 | HOUSING-UPPER | | | | | | |
| | 260-0031 | 1 | LEVER | | | | | | |
| | 260-0032 | 1 | LEVER | | | | | | |
| | 1K-6872 | 1 | LOCKNUT (1/2-13-THD) | | | | | | |
| | 2D-6235 | 4 | LOCKNUT (1/4-20-THD) | | | | | | |
| | 2K-4973 | 8 | LOCKNUT (3/8-16-THD) | | | | | | |
| M | 6V-7687 | 1 | LOCKNUT (M12X1.75-THD) | | | | | | |
| M | 096-4882 | 2 | LOCKNUT (M8X1.25-THD) | | | | | | |
| | 142-2928 | 4 | LOCKNUT (4-40-THD) | | | | | | |
| | 3B-4505 | 2 | LOCKWASHER | | | | | | |
| | 3J-4818 | 2 | LOCKWASHER | | | | | | |
| | 6V-8185 | 2 | NUT (1/4-20-THD) | | | | | | |
| | 2L-5893 | 1 | PIN-SPRING | | | | | | |
| | 4H-8380 | 4 | PIN-SPRING | | | | | | |
| | 164-1232 | 1 | PLATE | | | | | | |
| | 260-0044 | 1 | PLATE-LATCH | | | | | | |
| | 5V-1497 | 2 | RETAINER | | | | | | |

OPERATOR STATION

273-6372 SUSPENSION GP-SEAT (contd.)

i02447147

| NOTE | PART NUMBER | QTY | PART NAME | | | | | | SEE PAGE |
|------|-----------------|-----|-------------------------------------|---|---|---|---|-------------------|----------|
| | | | 1 | 2 | 3 | 4 | 5 | 6 (PRODUCT LEVEL) | |
| | 260-0026 | 1 | RING | | | | | | |
| | 8S-7803 | 3 | RING-RETAINING | | | | | | |
| | 130-8343 | 1 | SCREW-BUTTON HEAD (3/8-16X0.625-IN) | | | | | | |
| | 6L-7155 | 2 | SCREW-MACHINE (1/4-20X0.5-IN) | | | | | | |
| | 173-5787 | 2 | SETSCREW (1/4-20-THD) | | | | | | |
| | 164-1226 | 2 | SHAFT | | | | | | |
| | 260-0049 | 2 | SHAFT-LOWER | | | | | | |
| | 161-9288 | 1 | SHAFT-PIVOT | | | | | | |
| | 260-0030 | 1 | SHAFT-PIVOT | | | | | | |
| | 164-1233 | 2 | SPACER (13X25.4X20.5-MM THK) | | | | | | |
| | 164-1238 | 1 | SPACER (12.8X22.2X3.1-MM THK) | | | | | | |
| | 164-1239 | 2 | SPACER (13.5X19X61.9-MM THK) | | | | | | |
| | 163-1135 | 1 | SPRING | | | | | | |
| | 260-0034 | 1 | SPRING-RETURN | | | | | | |
| | 260-0035 | 1 | SPRING-RETURN | | | | | | |
| | 260-0033 | 1 | SPRING-TORSION | | | | | | |
| | 7X-0622 | 6 | WASHER (13X24X2.5-MM THK) | | | | | | |
| | 9X-1481 | 2 | WASHER (1.6-MM THK) | | | | | | |

M-METRIC PART

<END>

OPERATOR STATION

239-1080 TACHOMETER GP-ELECTRIC (CHG -00)

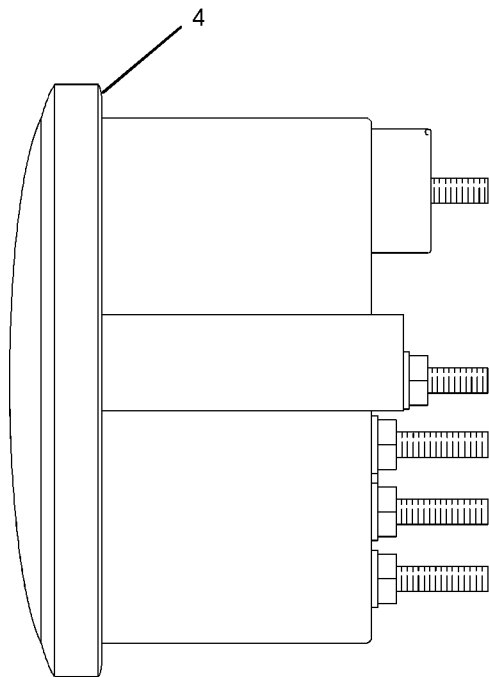
S/N: HLS1-UP

PART OF 211-4241 WIRING GP-CONSOLE
AN ATTACHMENT

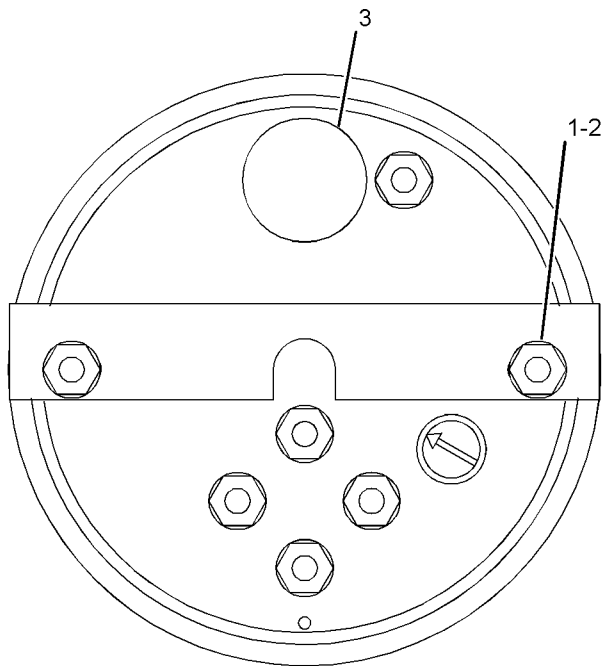
SMCS-7462

i01986564

| NOTE | REF NO | GRAPHIC REF | PART NUMBER | QTY | PART NAME | | | | | | SEE PAGE |
|------|--------|-------------|-------------|-----|----------------|---|---|---|---|-------------------|----------|
| | | | | | 1 | 2 | 3 | 4 | 5 | 6 (PRODUCT LEVEL) | |
| | 1 | 1 | 4B-2043 | 7 | NUT (8-32-THD) | | | | | | |
| | 2 | 1 | 9B-7233 | 7 | LOCKWASHER | | | | | | |
| | 3 | 1 | 122-7137 | 1 | LAMP (12-VOLT) | | | | | | |
| | 4 | 1 | 131-1424 | 1 | SEAL | | | | | | |



LEFT SIDE VIEW



REAR VIEW

GRAPHIC #1

<END>

g01030658

OPERATOR STATION

206-1704 TRIM GP-CAB (CHG -01 THRU -04)

S/N: HLS1-UP

PART OF 269-2123, 269-2124 CANOPY AR
AN ATTACHMENT

SMCS-7329, 7451

i02380827

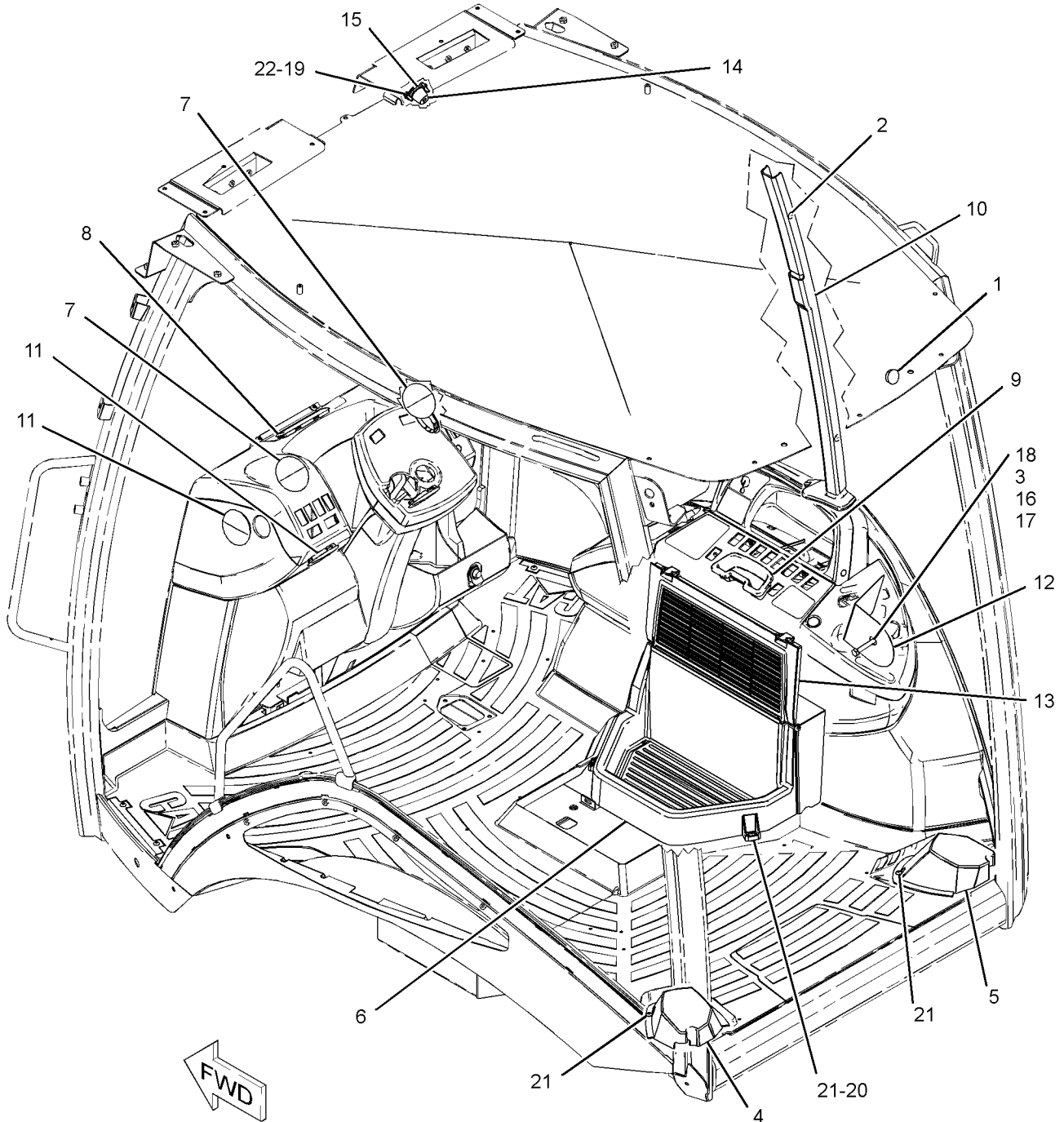
| NOTE | REF NO | GRAPHIC REF | PART NUMBER | QTY | PART NAME | | | | | | SEE PAGE |
|------|--------|-------------|-------------|-----|-------------------------------|---|---|---|---|-------------------|----------|
| | | | | | 1 | 2 | 3 | 4 | 5 | 6 (PRODUCT LEVEL) | |
| | 1 | 1 | 6V-0292 | 1 | PLUG | | | | | | |
| | 2 | 1 | 9C-4457 | 4 | FASTENER | | | | | | |
| | 3 | 1 | 141-1762 | 1 | SPACER (21.2X25.4X20-MM THK) | | | | | | |
| | 4 | 1 | 206-1623 | 1 | INSERT (LH) | | | | | | |
| | 5 | 1 | 206-1625 | 1 | INSERT (RH) | | | | | | |
| | 6 | 1 | 206-1637 | 1 | CONSOLE-STORAGE | | | | | | |
| | 7 | 1 | 206-1665 | 2 | PLUG | | | | | | |
| | 8 | 1 | 206-1666 | 1 | PLUG | | | | | | |
| | 9 | 1 | 206-1683 | 1 | INSERT | | | | | | |
| | 10 | 1 | 206-1798 | 1 | COVER-POST | | | | | | |
| | 11 | 1 | 206-1799 | 4 | PLUG | | | | | | |
| | 12 | 1 | 213-1888 | 1 | COVER-FENDER | | | | | | |
| | 13 | 1 | 261-9632 | 1 | COVER AS | | | | | | |
| | 14 | 1 | 282-7833 | 1 | GROMMET | | | | | | |
| | 15 | 1 | 282-7835 | 1 | PLATE | | | | | | |
| M | 16 | 1 | 6V-7744 | 1 | LOCKNUT (M10X1.15-THD) | | | | | | |
| | 17 | 1 | 7X-7729 | 1 | WASHER (11X25X3-MM THK) | | | | | | |
| M | 18 | 1 | 8T-4178 | 1 | BOLT (M10X1.5X90-MM) | | | | | | |
| M | 19 | 1 | 8T-4181 | 2 | BOLT (M6X1X20-MM) | | | | | | |
| | 20 | 1 | 9X-2038 | 3 | WASHER (7X19X2-MM THK) | | | | | | |
| M | 21 | 1 | 9X-2044 | 7 | SCREW-TRUSS HEAD (M6X1X16-MM) | | | | | | |
| | 22 | 1 | 9X-8256 | 2 | WASHER (6.6X12X2-MM THK) | | | | | | |

M-METRIC PART

OPERATOR STATION

206-1704 TRIM GP-CAB (contd.)

i02380827



GRAPHIC #1

<END>

g01189164

OPERATOR STATION

206-1857 VISOR GP-CAB (CHG -01)


S/N: HLS1-UP

PART OF 269-2126, 269-2127 CAB AR
AN ATTACHMENT

SMCS-7301

i02114171

| NOTE | REF NO | GRAPHIC REF | PART NUMBER | QTY | PART NAME | | | | | | SEE PAGE |
|------|--------|-------------|-------------|-----|-----------|---|---|---|---|-------------------|----------|
| | | | | | 1 | 2 | 3 | 4 | 5 | 6 (PRODUCT LEVEL) | |
| | 1 | 1 | 9R-3205 | 1 | VISOR AS | | | | | | |
| | 2 | 1 | 4N-9170 | 2 | CLIP | | | | | | |



GRAPHIC #1

<END>

g01077278

OPERATOR STATION

206-1727 WASHER GP-WINDOW (CHG -02 THRU -05)

S/N: HLS1-UP

PART OF 269-2125, 269-2126, 269-2127 CAB AR
AN ATTACHMENT

SMCS-7306

i02396978

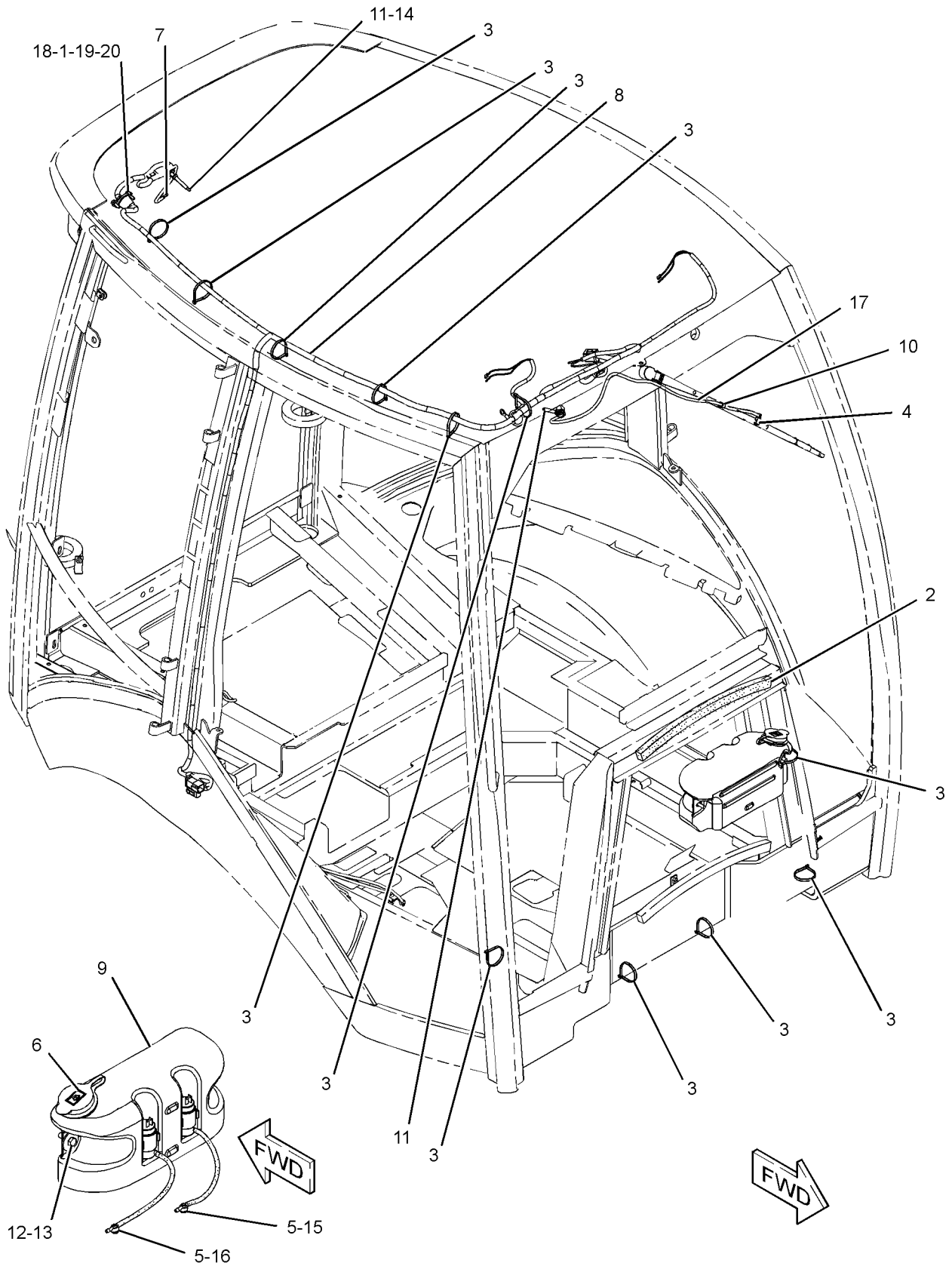
| NOTE | REF NO | GRAPHIC REF | PART NUMBER | QTY | PART NAME | | | | | | SEE PAGE |
|------|--------|-------------|-------------|-----|---|---|---|---|---|-------------------|----------|
| | | | | | 1 | 2 | 3 | 4 | 5 | 6 (PRODUCT LEVEL) | |
| | 1 | 1 | 282-7835 | 1 | PLATE | | | | | | |
| D | 2 | 1 | 6V-0505 | | SEAL (0.5-M) | | | | | | |
| | 3 | 1 | 3S-2093 | 11 | STRAP-CABLE | | | | | | |
| | 4 | 1 | 8T-1118 | 1 | NOZZLE AS | | | | | | |
| | 5 | 1 | 9R-3469 | 2 | DIAPHRAGM | | | | | | |
| | 6 | 1 | 9X-8372 | 1 | FILM-INSTRUCTION (WASHER FILL) | | | | | | |
| | 7 | 1 | 121-6936 | 1 | CONNECTOR | | | | | | |
| | 8 | 1 | 213-6051 | 1 | HARNESS AS-CAB | | | | | | |
| E | | 1 | 125-7874 | | TUBE-HEAT SHRINK (5.72-MM DIA) (5-CM) | | | | | | |
| E | | 1 | 119-3662 | | TUBE-HEAT SHRINK (10.85-MM DIA) (7-CM) | | | | | | |
| | | 1 | 8L-8413 | 15 | STRAP-CABLE | | | | | | |
| | | 1 | 102-8805 | 1 | KIT-RECEPTACLE (6-PIN) (INCLUDES RECEPTACLE AS & WEDGE) | | | | | | |
| | | 1 | 155-2265 | 1 | KIT-CONNECTING PLUG (8-PIN) | | | | | | |
| | | 1 | 155-2271 | 1 | KIT-CONNECTING PLUG (4-PIN) | | | | | | |
| | | 1 | 155-2274 | 1 | KIT-CONNECTING PLUG (6-PIN) (EACH PLUG KIT INCLUDES PLUG AS & WEDGE) | | | | | | |
| | 9 | 1 | 214-3763 | 1 | TANK GP-WINDOW WASHER | | | | | | |
| | | 1 | 117-2823 | 1 | CAP | | | | | | |
| | | 1 | 117-2824 | 2 | GROMMET | | | | | | |
| | | 1 | 117-2826 | 2 | PUMP AS-WASHER | | | | | | |
| | | 1 | 214-3742 | 1 | TANK | | | | | | |
| | 10 | 1 | 276-8791 | 1 | CLIP | | | | | | |
| | 11 | 1 | 283-3451 | 2 | CONNECTOR AS | | | | | | |
| | 12 | 1 | 156-0283 | 2 | WASHER-HARD (8.4X35X2.5-MM THK) | | | | | | |
| M | 13 | 1 | 8T-5093 | 2 | BOLT-LOCKING (M8X1.25X25-MM) | | | | | | |
| E | 14 | 1 | 144-0195 | | HOSE (17-CM) | | | | | | |
| E | 15 | 1 | 144-0195 | | HOSE (21-CM) | | | | | | |
| E | 16 | 1 | 144-0195 | | HOSE (21-CM) | | | | | | |
| E | 17 | 1 | 144-0195 | | HOSE (81-CM) | | | | | | |
| | 18 | 1 | 282-7833 | 1 | GROMMET | | | | | | |
| | 19 | 1 | 9X-8256 | 2 | WASHER (6.6X12X2-MM THK) | | | | | | |
| M | 20 | 1 | 8T-4181 | 2 | BOLT (M6X1X20-MM) | | | | | | |

D-ORDER BY THE METER
E-ORDER BY THE CENTIMETER
M-METRIC PART

OPERATOR STATION

206-1727 WASHER GP-WINDOW (contd.)

i02396978



GRAPHIC #1

<END>

g01231421

OPERATOR STATION

205-9619 WINDOW GP-CAB-UPPER, LH (CHG -01 THRU -03)

S/N: HLS1-UP

PART OF 206-1889 CAB GP
AN ATTACHMENT

SMCS-7310

i02445800

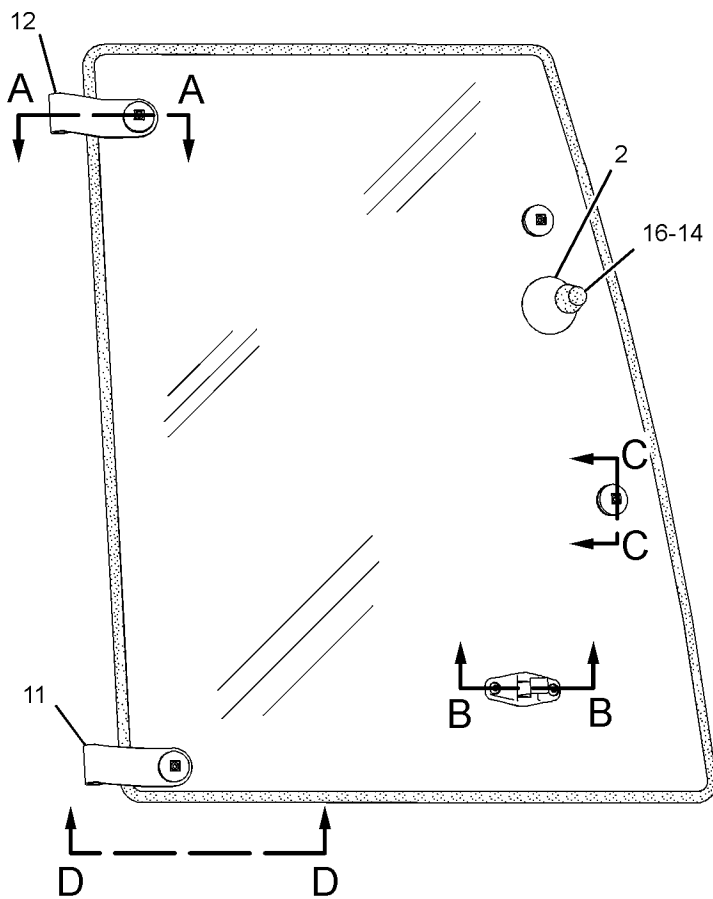
| NOTE | REF NO | GRAPHIC REF | PART NUMBER | QTY | PART NAME | | | | | | SEE PAGE |
|------|--------|-------------|-------------|-----|---------------------------------|---|---|---|---|-------------------|----------|
| | | | | | 1 | 2 | 3 | 4 | 5 | 6 (PRODUCT LEVEL) | |
| E | 1 | 1 | 148-5353 | | SEAL (342-CM) | | | | | | |
| | 2 | 1 | 8Y-7309 | 1 | RETAINER | | | | | | |
| | 3 | 1 | 100-7608 | 1 | HANDLE | | | | | | |
| | 4 | 1 | 129-8542 | 6 | RETAINER | | | | | | |
| | 5 | 1 | 129-8545 | 8 | WASHER (13X40X3-MM THK) | | | | | | |
| M | 6 | 1 | 136-4192 | 4 | BOLT (M6X1X35-MM) | | | | | | |
| | 7 | 1 | 154-5423 | 2 | SPACER (6.6X12.7X17-MM THK) | | | | | | |
| | 8 | 1 | 159-4950 | 1 | LATCH AS | | | | | | |
| M | | 1 | 5C-2874 | 1 | NUT (M5X0.8-THD) | | | | | | |
| M | | 1 | 161-6984 | 1 | SCREW-TRUSS HEAD (M5X0.8X20-MM) | | | | | | |
| | | 1 | 161-6987 | 1 | WASHER-HARD (5.2X16X1.5-MM THK) | | | | | | |
| | | 1 | 161-9294 | 1 | SPRING-FLAT WIRE | | | | | | |
| M | | 1 | 162-6556 | 1 | LOCKNUT (M6X1-THD) | | | | | | |
| | 9 | 1 | 159-4951 | 1 | LATCH AS | | | | | | |
| M | | 1 | 5C-2874 | 1 | NUT (M5X0.8-THD) | | | | | | |
| M | | 1 | 161-6984 | 1 | SCREW-TRUSS HEAD (M5X0.8X20-MM) | | | | | | |
| | | 1 | 161-6987 | 1 | WASHER-HARD (5.2X16X1.5-MM THK) | | | | | | |
| | | 1 | 161-9294 | 1 | SPRING-FLAT WIRE | | | | | | |
| M | | 1 | 162-6556 | 1 | LOCKNUT (M6X1-THD) | | | | | | |
| | 10 | 1 | 205-9621 | 1 | GLASS (UPPER, LH) | | | | | | |
| | 11 | 1 | 205-9623 | 1 | HINGE (LOWER, LH) | | | | | | |
| | 12 | 1 | 205-9624 | 1 | HINGE (UPPER, LH) | | | | | | |
| | 13 | 1 | 223-2030 | 1 | LATCH AS (HOLD OPEN) | | | | | | |
| M | | 1 | 6V-7743 | 2 | LOCKNUT (M6X1-THD) | | | | | | |
| M | | 1 | 9X-2045 | 2 | SCREW-TRUSS HEAD (M6X1X20-MM) | | | | | | |
| | | 1 | 143-2827 | 1 | SPRING | | | | | | |
| M | 14 | 1 | 5C-7261 | 1 | NUT (M8X1.25-THD) | | | | | | |
| M | 15 | 1 | 6V-7743 | 2 | LOCKNUT (M6X1-THD) | | | | | | |
| | 16 | 1 | 7X-2393 | 1 | BUMPER-CONICAL | | | | | | |

E-ORDER BY THE CENTIMETER
M-METRIC PART

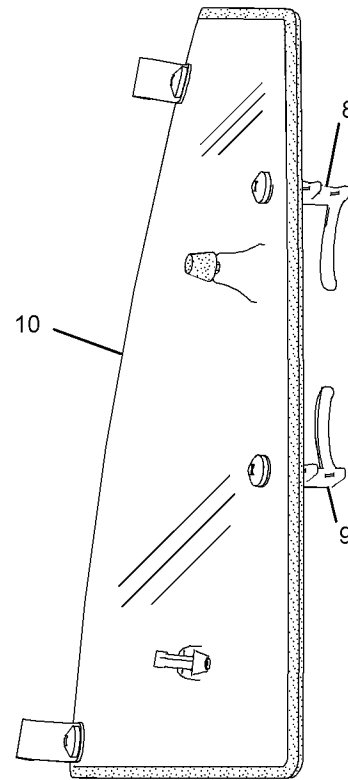
OPERATOR STATION

205-9619 WINDOW GP-CAB (contd.)

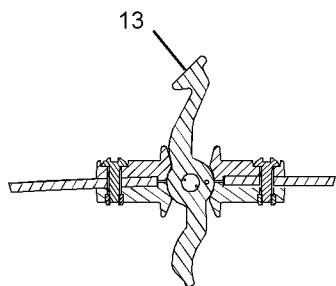
i02445800



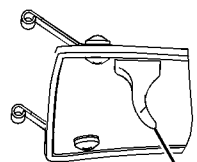
LEFT SIDE VIEW



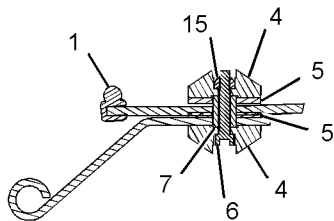
REAR VIEW



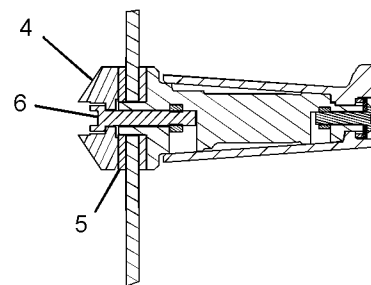
SECTION B-B



VIEW D-D



SECTION A-A



SECTION C-C

GRAPHIC #1

<END>

g01225815

OPERATOR STATION

205-9628 WINDOW GP-CAB-UPPER, RH (CHG -01 THRU -03)

S/N: HLS1-UP

PART OF 206-1889 CAB GP
AN ATTACHMENT

SMCS-7310

i02445802

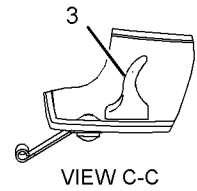
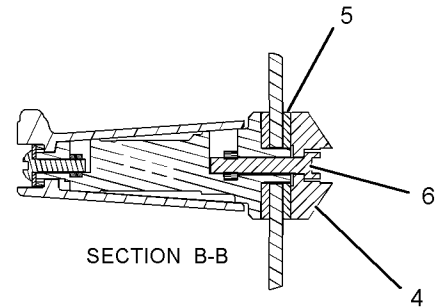
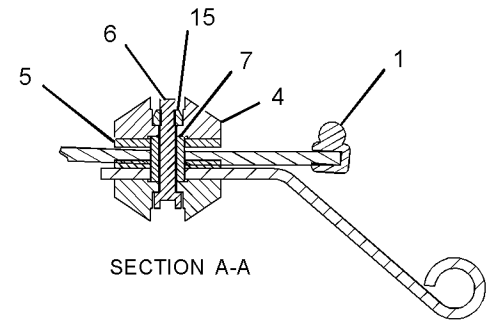
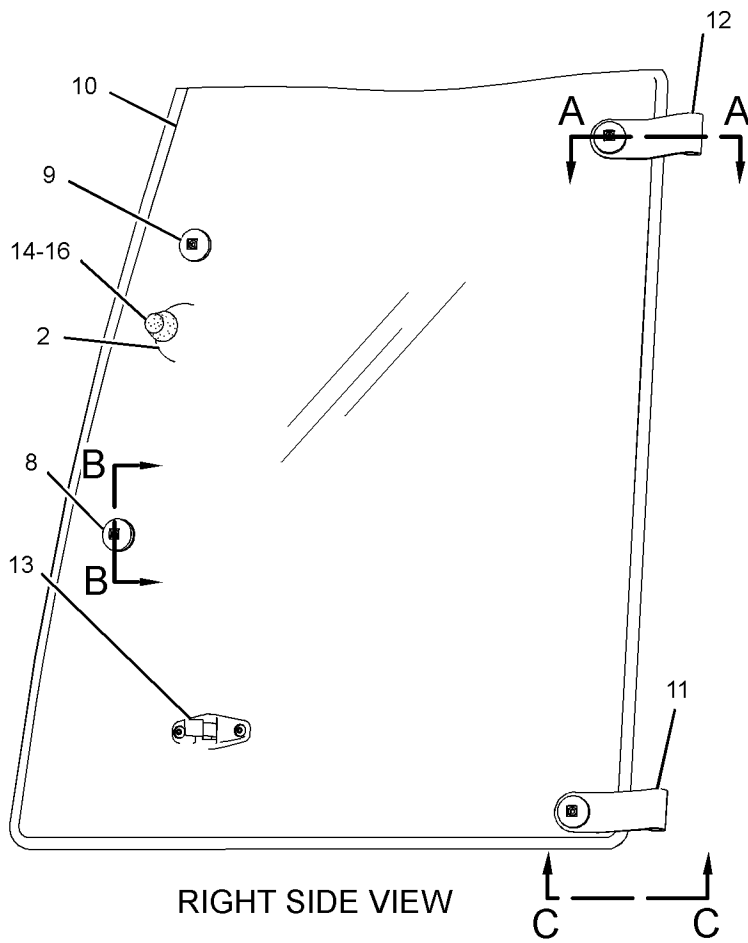
| NOTE | REF NO | GRAPHIC REF | PART NUMBER | QTY | PART NAME | | | | | | SEE PAGE |
|------|--------|-------------|-------------|-----|---------------------------------|---|---|---|---|-------------------|----------|
| | | | | | 1 | 2 | 3 | 4 | 5 | 6 (PRODUCT LEVEL) | |
| E | 1 | 1 | 148-5353 | | SEAL (342-CM) | | | | | | |
| | 2 | 1 | 8Y-7309 | 1 | RETAINER | | | | | | |
| | 3 | 1 | 100-7608 | 1 | HANDLE | | | | | | |
| | 4 | 1 | 129-8542 | 6 | RETAINER | | | | | | |
| | 5 | 1 | 129-8545 | 8 | WASHER (13X40X3-MM THK) | | | | | | |
| M | 6 | 1 | 136-4192 | 4 | BOLT (M6X1X35-MM) | | | | | | |
| | 7 | 1 | 154-5423 | 2 | SPACER (6.6X12.7X17-MM THK) | | | | | | |
| | 8 | 1 | 159-4950 | 1 | LATCH AS | | | | | | |
| M | | 1 | 162-6556 | 1 | LOCKNUT (M6X1-THD) | | | | | | |
| M | | 1 | 5C-2874 | 1 | NUT (M5X0.8-THD) | | | | | | |
| M | | 1 | 161-6984 | 1 | SCREW-TRUSS HEAD (M5X0.8X20-MM) | | | | | | |
| | | 1 | 161-6987 | 1 | WASHER-HARD (5.2X16X1.5-MM THK) | | | | | | |
| | | 1 | 161-9294 | 1 | SPRING-FLAT WIRE | | | | | | |
| | 9 | 1 | 159-4951 | 1 | LATCH AS | | | | | | |
| M | | 1 | 5C-2874 | 1 | NUT (M5X0.8-THD) | | | | | | |
| M | | 1 | 161-6984 | 1 | SCREW-TRUSS HEAD (M5X0.8X20-MM) | | | | | | |
| | | 1 | 161-6987 | 1 | WASHER-HARD (5.2X16X1.5-MM THK) | | | | | | |
| | | 1 | 161-9294 | 1 | SPRING-FLAT WIRE | | | | | | |
| M | | 1 | 162-6556 | 1 | LOCKNUT (M6X1-THD) | | | | | | |
| | 10 | 1 | 205-9630 | 1 | GLASS (UPPER, RH) | | | | | | |
| | 11 | 1 | 205-9633 | 1 | HINGE (LOWER, RH) | | | | | | |
| | 12 | 1 | 205-9634 | 1 | HINGE (UPPER, RH) | | | | | | |
| | 13 | 1 | 223-2030 | 1 | LATCH AS (HOLD OPEN) | | | | | | |
| M | | 1 | 6V-7743 | 2 | LOCKNUT (M6X1-THD) | | | | | | |
| M | | 1 | 9X-2045 | 2 | SCREW-TRUSS HEAD (M6X1X20-MM) | | | | | | |
| | | 1 | 143-2827 | 1 | SPRING | | | | | | |
| M | 14 | 1 | 5C-7261 | 1 | NUT (M8X1.25-THD) | | | | | | |
| M | 15 | 1 | 6V-7743 | 2 | LOCKNUT (M6X1-THD) | | | | | | |
| | 16 | 1 | 7X-2393 | 1 | BUMPER-CONICAL | | | | | | |

E-ORDER BY THE CENTIMETER
M-METRIC PART

OPERATOR STATION

205-9628 WINDOW GP-CAB (contd.)

i02445802



GRAPHIC #1

<END>

g01225801

OPERATOR STATION

229-0300 WINDOW GP-CAB-REAR (CHG -00)

S/N: HLS1-UP

PART OF 206-1889 CAB GP
AN ATTACHMENT

SMCS-7310

i02136590

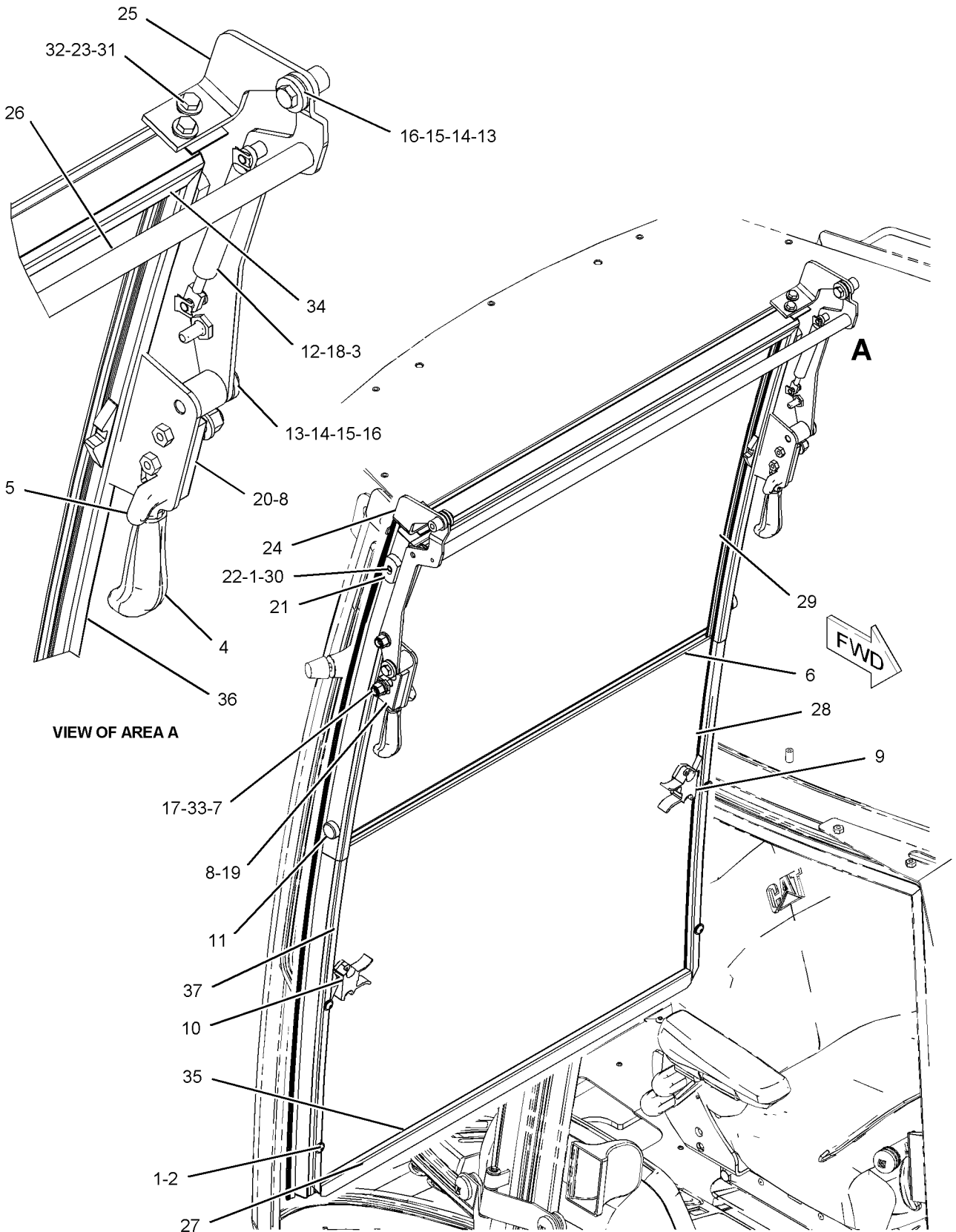
| NOTE | REF NO | GRAPHIC REF | PART NUMBER | QTY | PART NAME | | | | | | SEE PAGE |
|------|--------|-------------|-------------|-----|----------------------------------|---|---|---|---|-------------------|----------|
| | | | | | 1 | 2 | 3 | 4 | 5 | 6 (PRODUCT LEVEL) | |
| | 1 | 1 | 5P-4115 | 6 | WASHER-HARD (7.2X19X2-MM THK) | | | | | | |
| M | 2 | 1 | 9X-2044 | 4 | SCREW-TRUSS HEAD (M6X1X16-MM) | | | | | | |
| | 3 | 1 | 9X-2132 | 4 | RETAINER | | | | | | |
| | 4 | 1 | 110-5602 | 2 | KNOB | | | | | | |
| | 5 | 1 | 119-8349 | 2 | CAP | | | | | | |
| | 6 | 1 | 121-9743 | 1 | SEAL | | | | | | |
| M | 7 | 1 | 129-3180 | 4 | LOCKNUT (M12X1.75-THD) | | | | | | |
| M | 8 | 1 | 131-8203 | 4 | SCREW-FLAT HEAD (M8X1.25X30-MM) | | | | | | |
| | 9 | 1 | 146-7744 | 1 | KIT-LATCH (RH) | | | | | | |
| | 10 | 1 | 146-7745 | 1 | KIT-LATCH (LH) | | | | | | |
| | 11 | 1 | 164-1308 | 2 | ROLLER | | | | | | |
| | 12 | 1 | 164-1328 | 2 | SPRING AS-GAS | | | | | | |
| | 13 | 1 | 164-1342 | 4 | BOLT-SPECIAL (M10X1.5) | | | | | | |
| | 14 | 1 | 164-1343 | 4 | WASHER-THRUST | | | | | | |
| | 15 | 1 | 164-1344 | 4 | WASHER-THRUST | | | | | | |
| | 16 | 1 | 164-1345 | 4 | BEARING | | | | | | |
| | 17 | 1 | 164-1346 | 4 | STRIKER | | | | | | |
| | 18 | 1 | 164-1351 | 2 | PIN | | | | | | |
| | 19 | 1 | 164-1352 | 1 | LATCH AS (LH) | | | | | | |
| | 20 | 1 | 164-1353 | 1 | LATCH AS (RH) | | | | | | |
| | 21 | 1 | 167-8182 | 2 | BUMPER | | | | | | |
| | 22 | 1 | 171-2870 | 2 | SPACER (7X10X5.4-MM THK) | | | | | | |
| | 23 | 1 | 201-9465 | 4 | SHIM (1-MM THK) | | | | | | |
| | 24 | 1 | 218-4854 | 1 | PLATE AS | | | | | | |
| M | | 1 | 9R-2672 | 1 | BOSS-THREADED | | | | | | |
| | 25 | 1 | 218-4856 | 1 | PLATE AS | | | | | | |
| M | | 1 | 9R-2672 | 1 | BOSS-THREADED | | | | | | |
| | 26 | 1 | 229-0298 | 1 | LINKAGE AS | | | | | | |
| | 27 | 1 | 229-0305 | 1 | FRAME AS | | | | | | |
| | | 1 | 140-9921 | 4 | INSERT-THREADED | | | | | | |
| | 28 | 1 | 229-0308 | 1 | GLASS | | | | | | |
| | 29 | 1 | 229-0310 | 1 | WINDOW AS | | | | | | |
| M | | 1 | 8T-3612 | 4 | NUT-WELD (M8X1.25-THD) | | | | | | |
| | | 1 | 229-0309 | 1 | GLASS | | | | | | |
| M | 30 | 1 | 5C-2890 | 2 | NUT (M6X1-THD) | | | | | | |
| | 31 | 1 | 5P-4116 | 4 | WASHER-HARD (8.8X20.5X2-MM THK) | | | | | | |
| M | 32 | 1 | 8T-4200 | 4 | BOLT (M8X1.25X16-MM) | | | | | | |
| | 33 | 1 | 8T-4223 | 4 | WASHER-HARD (13.5X25.5X3-MM THK) | | | | | | |
| BD | 34 | 1 | 5P-5637 | | SEAL | | | | | | |
| BE | 35 | 1 | 9X-6383 | | SEAL | | | | | | |
| BE | 36 | 1 | 164-1314 | | SEAL-LAMP | | | | | | |
| BE | 37 | 1 | 164-1354 | | CHANNEL-WINDOW | | | | | | |

B-USE AS REQUIRED
D-ORDER BY THE METER
E-ORDER BY THE CENTIMETER
M-METRIC PART

OPERATOR STATION

229-0300 WINDOW GP-CAB (contd.)

i02136590



VIEW OF AREA A

FWD

A

CAT

GRAPHIC #1

<END>

g01085701

OPERATOR STATION

205-9585 WINDOW GP-DOOR-LH (CHG -01, -02)

S/N: HLS1-UP

PART OF 206-1592 DOOR GP-CAB
AN ATTACHMENT

SMCS-7308, 7310

i02147199

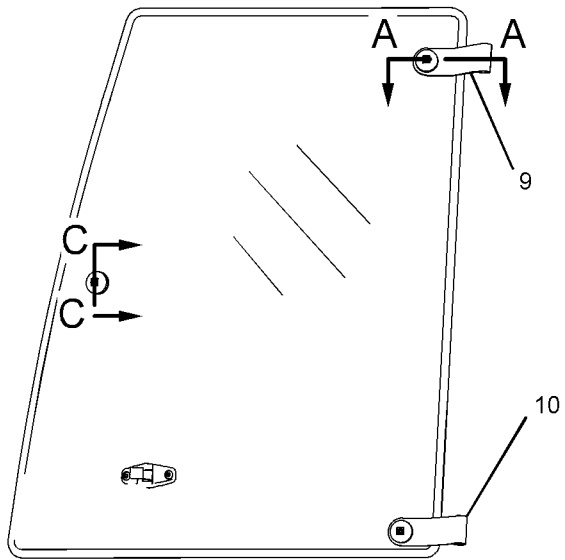
| NOTE | REF NO | GRAPHIC REF | PART NUMBER | QTY | PART NAME | | | | | | SEE PAGE |
|------|--------|-------------|-------------|-----|---------------------------------|---|---|---|---|-------------------|----------|
| | | | | | 1 | 2 | 3 | 4 | 5 | 6 (PRODUCT LEVEL) | |
| BE | 1 | 1 | 148-5353 | | SEAL | | | | | | |
| | 2 | 1 | 100-7608 | 1 | HANDLE | | | | | | |
| | 3 | 1 | 129-8542 | 5 | RETAINER | | | | | | |
| | 4 | 1 | 129-8545 | 6 | WASHER (13X40X3-MM THK) | | | | | | |
| M | 5 | 1 | 136-4192 | 3 | BOLT (M6X1X35-MM) | | | | | | |
| | 6 | 1 | 154-5423 | 2 | SPACER (6.6X12.7X17-MM THK) | | | | | | |
| | 7 | 1 | 159-4951 | 1 | LATCH AS (LH) | | | | | | |
| M | | 1 | 5C-2874 | 1 | NUT (M5X0.8 THD) | | | | | | |
| M | | 1 | 161-6984 | 1 | SCREW-TRUSS HEAD (M5X0.8X20-MM) | | | | | | |
| | | 1 | 161-6987 | 1 | WASHER-HARD (5.2X16X1.5-MM THK) | | | | | | |
| | | 1 | 161-9294 | 1 | SPRING-FLAT WIRE | | | | | | |
| M | | 1 | 162-6556 | 1 | LOCKNUT (M6X1 THD) | | | | | | |
| | 8 | 1 | 205-9587 | 1 | GLASS (LH) | | | | | | |
| | 9 | 1 | 205-9590 | 1 | HINGE (UPPER) | | | | | | |
| | 10 | 1 | 205-9591 | 1 | HINGE (LOWER) | | | | | | |
| | 11 | 1 | 223-2030 | 1 | LATCH AS (HOLD OPEN) | | | | | | |
| M | | 1 | 6V-7743 | 2 | LOCKNUT (M6X1 THD) | | | | | | |
| M | | 1 | 9X-2045 | 2 | SCREW-TRUSS HEAD (M6X1X20-MM) | | | | | | |
| | | 1 | 143-2827 | 1 | SPRING | | | | | | |
| M | 12 | 1 | 6V-7743 | 2 | LOCKNUT (M6X1 THD) | | | | | | |

B-USE AS REQUIRED
E-ORDER BY THE CENTIMETER
M-METRIC PART

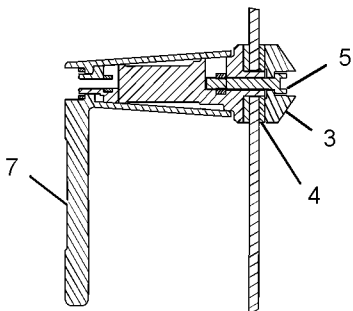
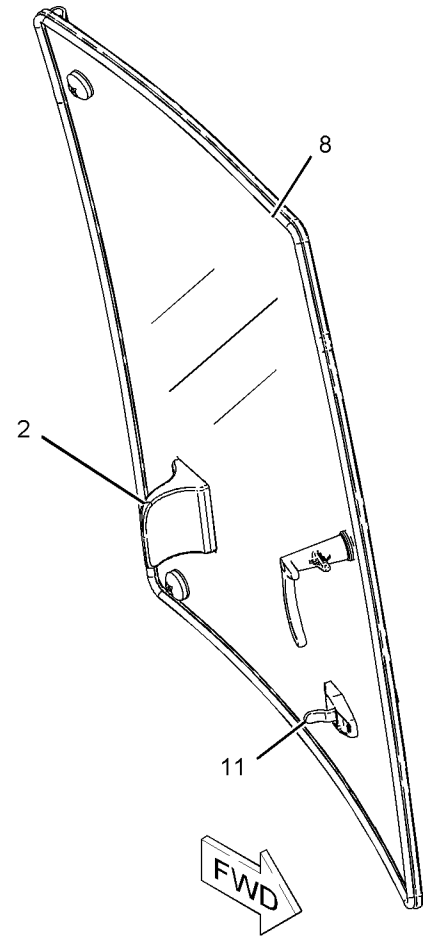
OPERATOR STATION

205-9585 WINDOW GP-D00R (contd.)

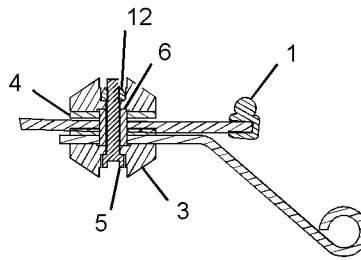
i02147199



LEFT SIDE VIEW



SECTION C-C



SECTION A-A
<END>

GRAPHIC #1

g01088770

OPERATOR STATION

205-9595 WINDOW GP-DOOR-RH (CHG -01, -02)

S/N: HLS1-UP

PART OF 206-1593 DOOR GP-CAB
AN ATTACHMENT

SMCS-7308, 7310

i02144861

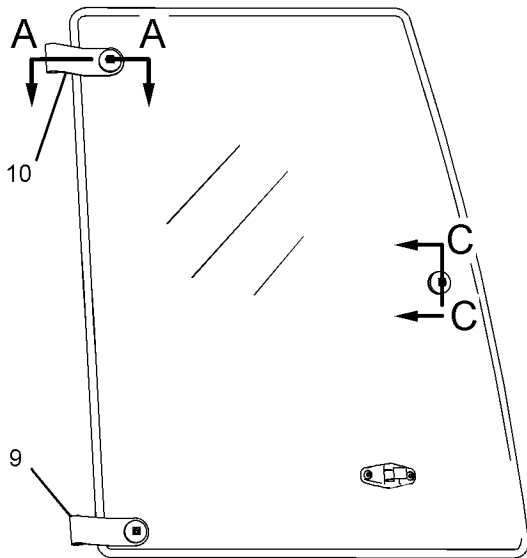
| NOTE | REF NO | GRAPHIC REF | PART NUMBER | QTY | PART NAME | | | | | | SEE PAGE |
|------|--------|-------------|-------------|-----|---------------------------------|---|---|---|---|-------------------|----------|
| | | | | | 1 | 2 | 3 | 4 | 5 | 6 (PRODUCT LEVEL) | |
| BE | 1 | 1 | 148-5353 | | SEAL | | | | | | |
| | 2 | 1 | 100-7608 | 1 | HANDLE | | | | | | |
| | 3 | 1 | 129-8542 | 5 | RETAINER | | | | | | |
| | 4 | 1 | 129-8545 | 6 | WASHER (13X40X3-MM THK) | | | | | | |
| M | 5 | 1 | 136-4192 | 3 | BOLT (M6X1X35-MM) | | | | | | |
| | 6 | 1 | 154-5423 | 2 | SPACER (6.6X12.7X17-MM THK) | | | | | | |
| | 7 | 1 | 159-4950 | 1 | LATCH AS (RH) | | | | | | |
| M | | 1 | 5C-2874 | 1 | NUT (M5X0.8 THD) | | | | | | |
| M | | 1 | 161-6984 | 1 | SCREW-TRUSS HEAD (M5X0.8X20-MM) | | | | | | |
| | | 1 | 161-6987 | 1 | WASHER-HARD (5.2X16X1.5-MM THK) | | | | | | |
| | | 1 | 161-9294 | 1 | SPRING-FLAT WIRE | | | | | | |
| M | | 1 | 162-6556 | 1 | LOCKNUT (M6X1 THD) | | | | | | |
| | 8 | 1 | 205-9597 | 1 | GLASS (RH) | | | | | | |
| | 9 | 1 | 205-9614 | 1 | HINGE (LOWER) | | | | | | |
| | 10 | 1 | 205-9615 | 1 | HINGE (UPPER) | | | | | | |
| | 11 | 1 | 223-2030 | 1 | LATCH AS (HOLD OPEN) | | | | | | |
| M | | 1 | 6V-7743 | 2 | LOCKNUT (M6X1 THD) | | | | | | |
| M | | 1 | 9X-2045 | 2 | SCREW-TRUSS HEAD (M6X1X20-MM) | | | | | | |
| | | 1 | 143-2827 | 1 | SPRING | | | | | | |
| M | 12 | 1 | 6V-7743 | 2 | LOCKNUT (M6X1 THD) | | | | | | |

B-USE AS REQUIRED
E-ORDER BY THE CENTIMETER
M-METRIC PART

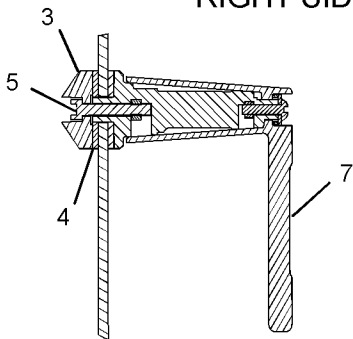
OPERATOR STATION

205-9595 WINDOW GP-D00R (contd.)

i02144861

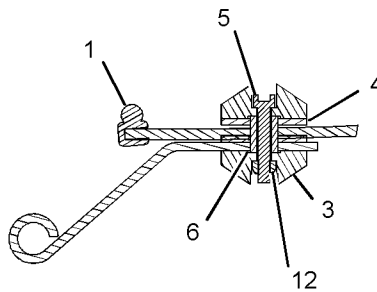


RIGHT SIDE VIEW

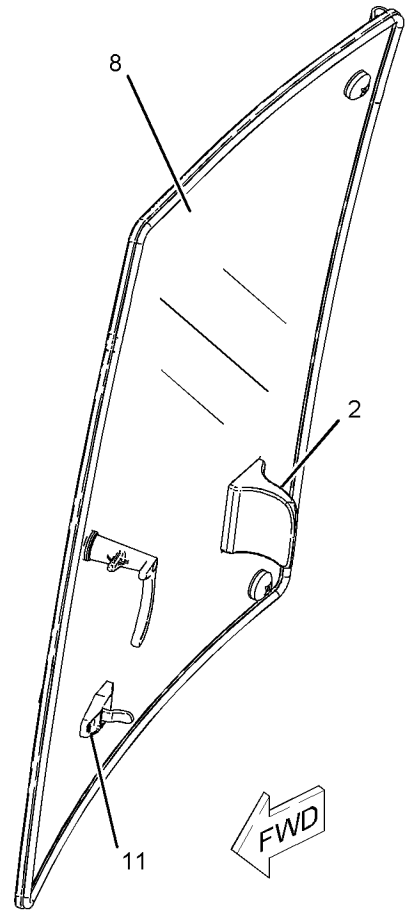


SECTION C-C

GRAPHIC #1



SECTION A-A
<END>



g01088742

OPERATOR STATION

206-1728 WIPER & WASHER GP-WINDOW (CHG -02 THRU -04)

S/N: HLS1-UP

PART OF 269-2124 CANOPY AR
AN ATTACHMENT

SMCS-7305, 7306

i02396979

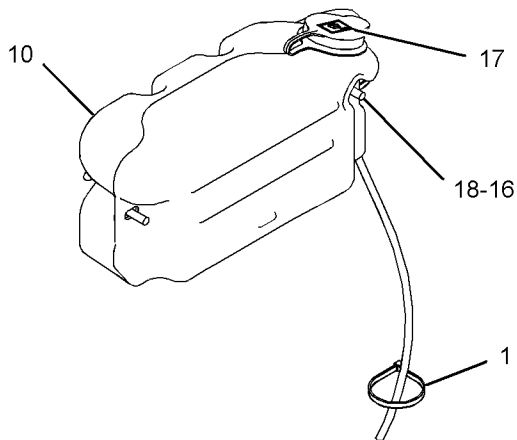
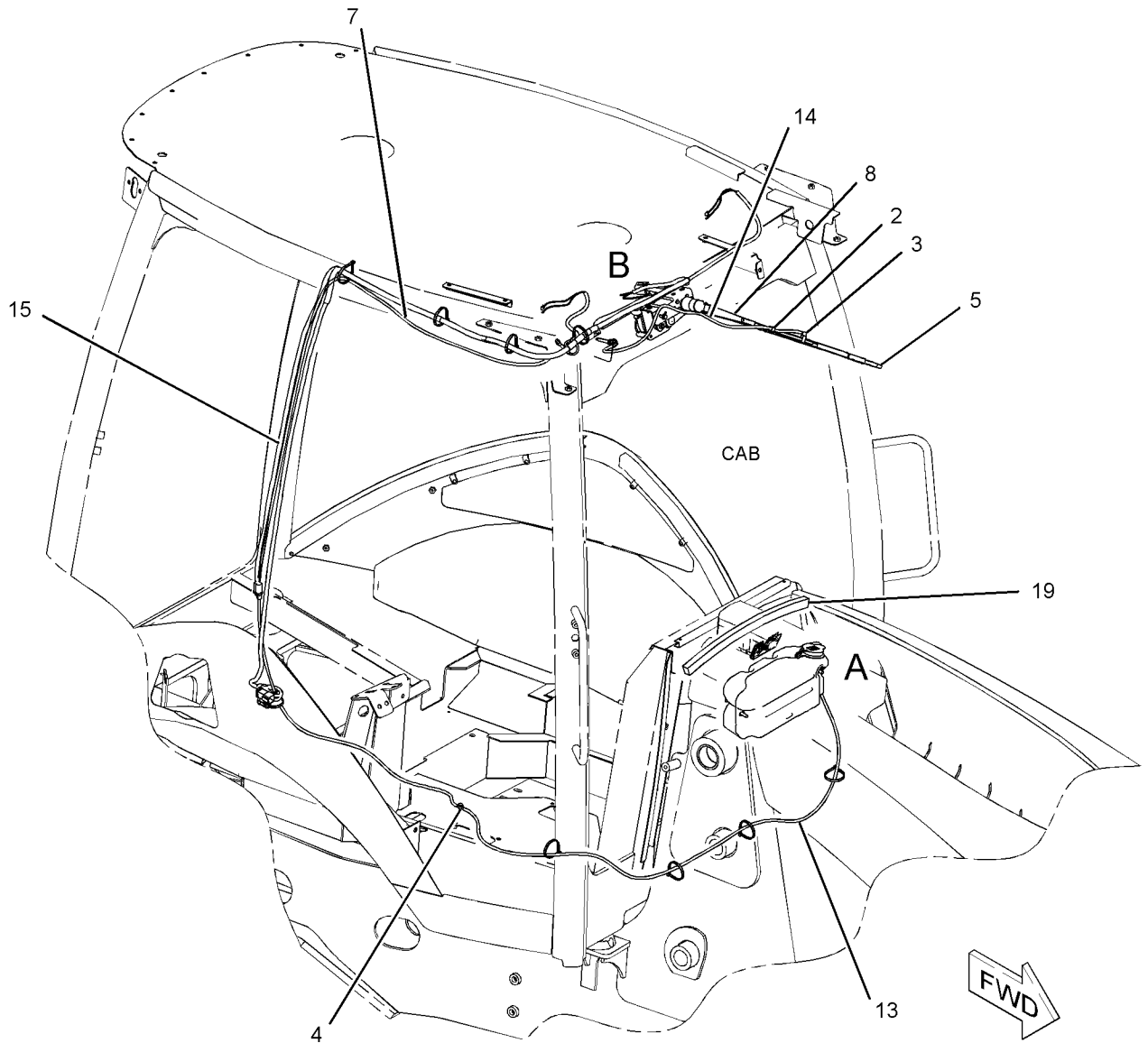
| NOTE | REF NO | GRAPHIC REF | PART NUMBER | QTY | PART NAME | | | | | | SEE PAGE |
|------|--------|-------------|-----------------|-----|--|---|---|---|---|-------------------|----------|
| | | | | | 1 | 2 | 3 | 4 | 5 | 6 (PRODUCT LEVEL) | |
| | 1 | 1 | 3S-2093 | 10 | STRAP-CABLE | | | | | | |
| | 2 | 1 | 276-8791 | 1 | CLIP | | | | | | |
| | 3 | 1 | 8T-1118 | 1 | NOZZLE AS | | | | | | |
| | 4 | 1 | 9R-3469 | 1 | DIAPHRAGM | | | | | | |
| | 5 | 1 | 101-0745 | 1 | BLADE AS-WIPER | | | | | | |
| | 6 | 1 | 283-3451 | 1 | CONNECTOR AS | | | | | | |
| | 7 | 1 | 213-6051 | 1 | HARNESS AS-CAB | | | | | | |
| | | | 124-8616 | 2 | TERMINAL-RECEPTACLE | | | | | | |
| | | | 8L-8413 | 15 | STRAP-CABLE | | | | | | |
| | | | 102-8804 | 1 | KIT-RECEPTACLE (4-PIN) | | | | | | |
| | | | 102-8805 | 1 | KIT-RECEPTACLE (6-PIN) | | | | | | |
| | | | | | (EACH RECEPTACLE KIT INCLUDES RECEPTACLE AS & WEDGE) | | | | | | |
| | | 1 | 155-2265 | 1 | KIT-CONNECTING PLUG (8-PIN) | | | | | | |
| | | 1 | 155-2271 | 2 | KIT-CONNECTING PLUG (4-PIN) | | | | | | |
| | | 1 | 155-2274 | 1 | KIT-CONNECTING PLUG (6-PIN) | | | | | | |
| | | | | | (EACH PLUG KIT INCLUDES PLUG AS, WEDGE & INTERFACE SEAL) | | | | | | |
| | 8 | 1 | 154-5410 | 1 | ARM AS-WIPER | | | | | | |
| Y | 9 | 1 | 186-2589 | 1 | MOTOR GP-WINDOW WIPER (FRONT) | | | | | | 602 |
| | 10 | 1 | 214-3763 | 1 | TANK GP-WINDOW WASHER | | | | | | |
| | | | 214-3742 | 1 | TANK | | | | | | |
| | | | 254-5683 | 1 | CAP | | | | | | |
| | | | 254-5684 | 2 | PUMP AS | | | | | | |
| | | | 254-5685 | 2 | GROMMET | | | | | | |
| M | 11 | 1 | 6V-7357 | 1 | BOLT (M6X1X25-MM) | | | | | | |
| | 12 | 1 | 8T-4205 | 1 | WASHER-HARD (7.2X14.5X2-MM THK) | | | | | | |
| E | 13 | 1 | 144-0195 | | HOSE (232-CM) | | | | | | |
| E | 14 | 1 | 144-0195 | | HOSE (79-CM) | | | | | | |
| E | 15 | 1 | 144-0195 | | HOSE (297-CM) | | | | | | |
| | 16 | 1 | 156-0283 | 2 | WASHER-HARD (8.4X35X2.5-MM THK) | | | | | | |
| | 17 | 1 | 9X-8372 | 1 | FILM-INSTRUCTION (WASHER FILL) | | | | | | |
| M | 18 | 1 | 8T-5093 | 2 | BOLT-LOCKING (M8X1.25X25-MM) | | | | | | |
| D | 19 | 1 | 6V-0505 | | SEAL (0.5-M) | | | | | | |

D-ORDER BY THE METER
E-ORDER BY THE CENTIMETER
M-METRIC PART
Y-SEPARATE ILLUSTRATION

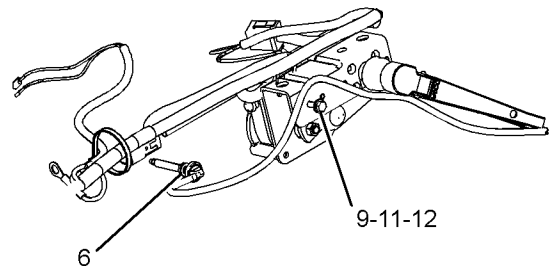
OPERATOR STATION

206-1728 WIPER & WASHER GP-WINDOW (contd.)

i02396979



VIEW OF AREA A



VIEW OF AREA B

GRAPHIC #1

<END>

g01231220

OPERATOR STATION

206-1725 WIPER GP-WINDOW (CHG -02)

S/N: HLS1-UP

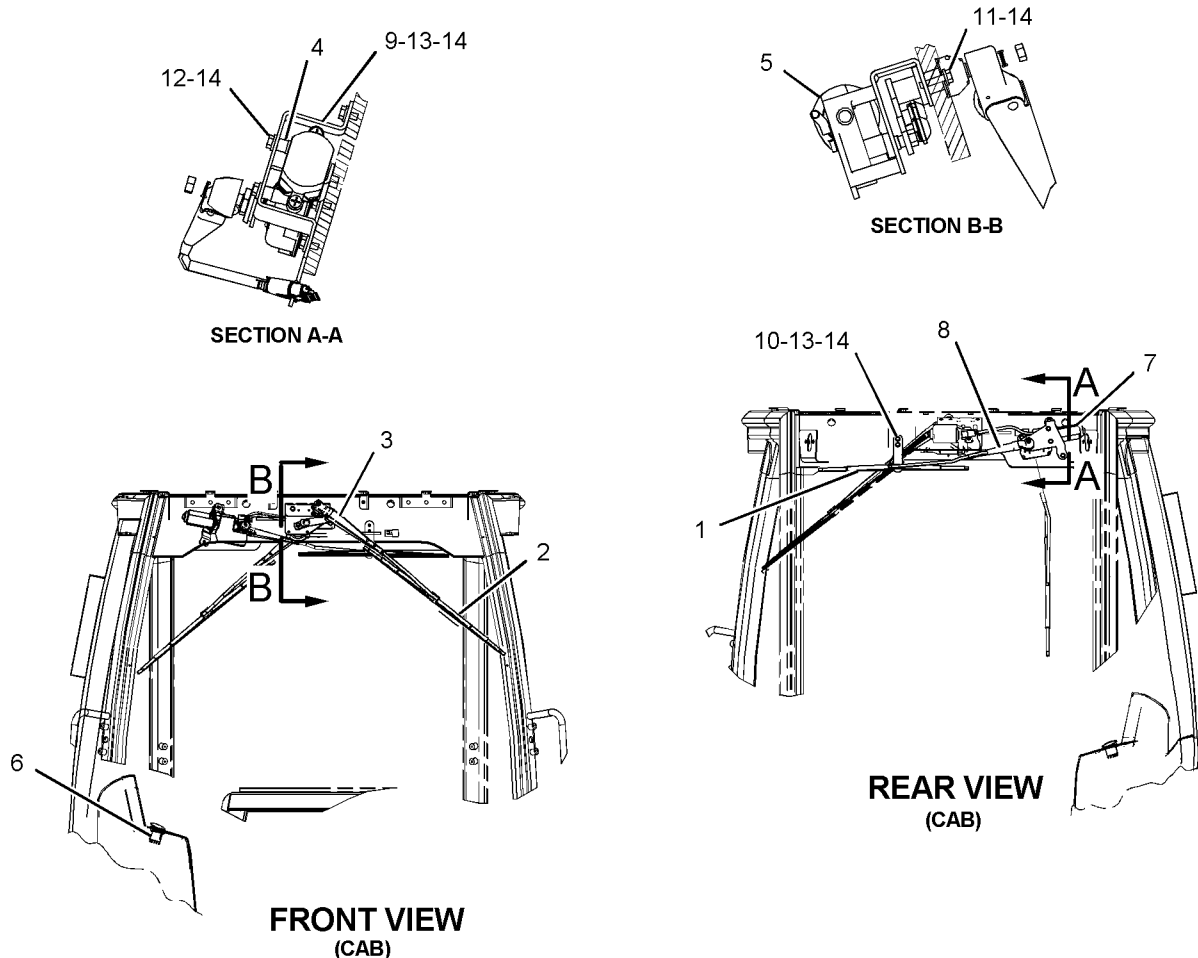
PART OF 269-2125, 269-2126, 269-2127 CAB AR
AN ATTACHMENT

SMCS-7305

i02208892

| NOTE | REF NO | GRAPHIC REF | PART NUMBER | QTY | PART NAME 1 2 3 4 5 6 (PRODUCT LEVEL) | SEE PAGE |
|--------------------------|--------|-------------|-------------|-----|--|----------|
| | | | | | | |
| | 1 | 1 | 5C-8811 | 1 | BLADE AS-WIPER | |
| | 2 | 1 | 101-0745 | 1 | BLADE AS-WIPER | |
| | 3 | 1 | 154-5410 | 1 | ARM AS-WIPER | |
| | 4 | 1 | 160-2169 | 2 | SPACER (8.4-MM THK) | |
| JY | 5 | 1 | 186-2589 | 1 | MOTOR GP-WINDOW WIPER (FRONT) | 602 |
| | 6 | 1 | 214-4709 | 1 | SWITCH AS-ROCKER (WIPER, WASHER REAR) | |
| | | 1 | 111-7899 | 1 | GASKET | |
| | 7 | 1 | 220-2000 | 1 | MOTOR GP-WINDOW WIPER (REAR) | |
| | 8 | 1 | 220-2001 | 1 | ARM AS-WIPER | |
| | 9 | 1 | 223-8263 | 1 | PLATE | |
| | 10 | 1 | 229-0306 | 1 | PLATE | |
| M | 11 | 1 | 6V-7357 | 1 | BOLT (M6X1X25-MM) | |
| M | 12 | 1 | 8T-4138 | 2 | BOLT (M6X1X20-MM) | |
| M | 13 | 1 | 8T-4171 | 5 | BOLT (M6X1X12-MM) | |
| | 14 | 1 | 8T-4205 | 8 | WASHER-HARD (7.2X14.5X2-MM THK) | |
| AVAILABLE REPAIR KIT(S): | | | | | | |
| J | | | 102-8805 | | KIT-RECEPTACLE (6-PIN) | |

J-KIT MARKED J IS AVAILABLE FOR PART MARKED J
M-METRIC PART
Y-SEPARATE ILLUSTRATION



GRAPHIC #1

<END>

g01083852

SERVICE EQUIPMENT AND SUPPLIES

120-9289 BRACKET GP-TRANSPORT (CHG -00 THRU -03)

S/N: HLS1-UP

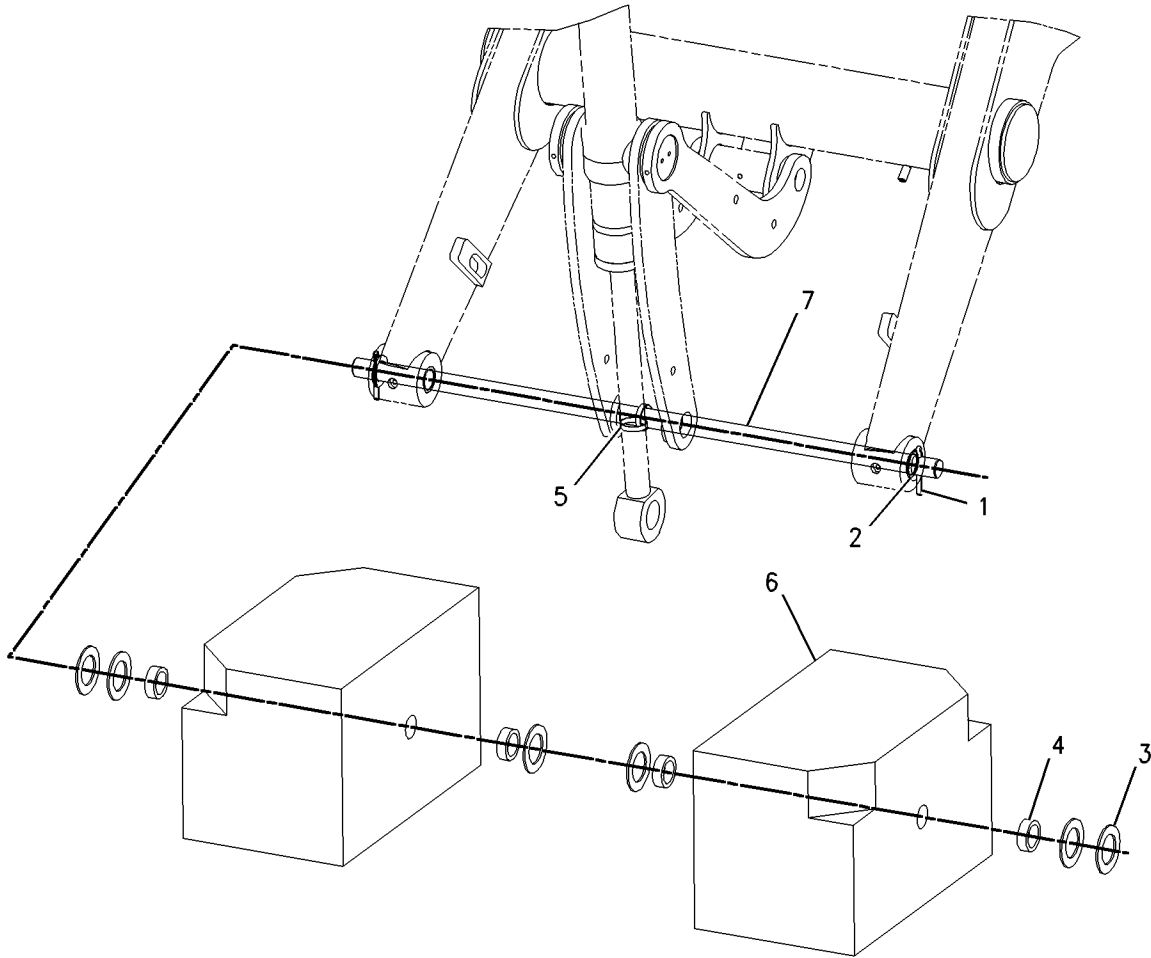
PART OF 119-1530 SHIPPING AR-BUCKET
AN ATTACHMENT

SMCS-7505

i02204843

| NOTE | REF NO | GRAPHIC REF | PART NUMBER | QTY | PART NAME | | | | | | SEE PAGE |
|------|--------|-------------|-----------------|-----|-------------------------|---|---|---|---|-------------------|----------|
| | | | | | 1 | 2 | 3 | 4 | 5 | 6 (PRODUCT LEVEL) | |
| | 1 | 1 | 3B-5322 | 2 | PIN-COTTER | | | | | | |
| | 2 | 1 | 9R-0109 | 2 | WASHER (41X64X3-MM THK) | | | | | | |
| B | 3 | 1 | 9R-4066 | 6 | WASHER (61X98X4-MM THK) | | | | | | |
| | 4 | 1 | 9R-6014 | 4 | TUBE | | | | | | |
| | 5 | 1 | 034-1432 | 2 | STRAP-CABLE | | | | | | |
| | 6 | 1 | 120-9332 | 2 | BLOCK | | | | | | |
| | 7 | 1 | 120-9333 | 1 | TUBE | | | | | | |

B-USE AS REQUIRED



GRAPHIC #1

<END>

g00778843

SERVICE EQUIPMENT AND SUPPLIES

250-7915 FILM GP (CHG -00)

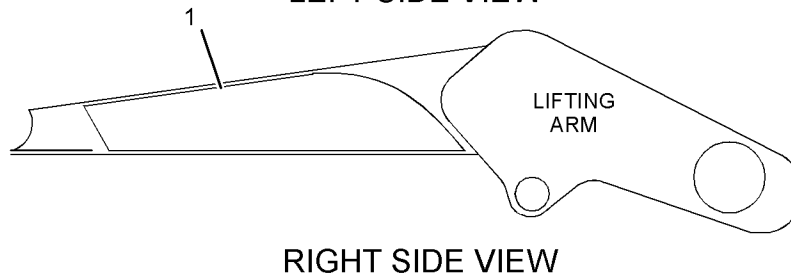
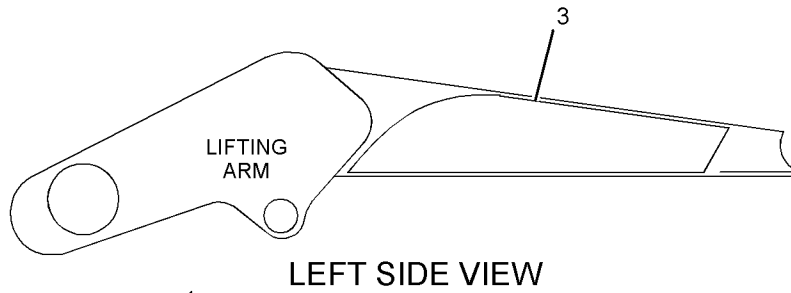
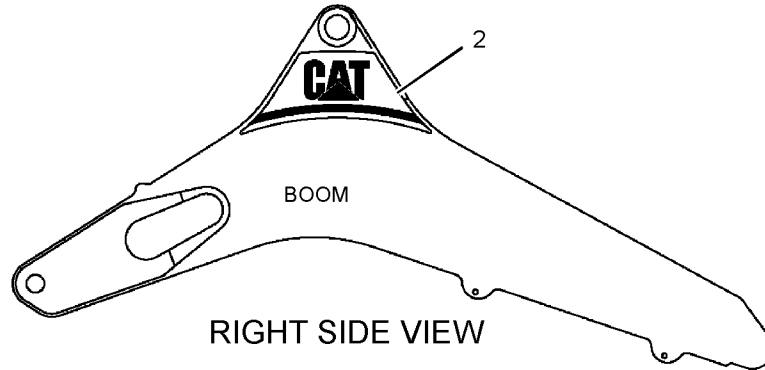
S/N: HLS1-UP

PART OF 213-9287 CHASSIS AR

SMCS-7405, 7557

i02365062

| NOTE | REF NO | GRAPHIC REF | PART NUMBER | QTY | PART NAME | | | | | | SEE PAGE |
|------|--------|-------------|-------------|-----|--------------------------------|---|---|---|---|-------------------|----------|
| | | | | | 1 | 2 | 3 | 4 | 5 | 6 (PRODUCT LEVEL) | |
| | 1 | 1 | 251-5615 | 1 | FILM-IDENTIFICATION (420E, RH) | | | | | | |
| | 2 | 1 | 250-7926 | 2 | FILM-IDENTIFICATION (CAT) | | | | | | |
| | 3 | 1 | 251-5614 | 1 | FILM-IDENTIFICATION (420E, LH) | | | | | | |



GRAPHIC #1

<END>

g01183729

SERVICE EQUIPMENT AND SUPPLIES

175-7877 LINK GP-SHIPPING (CHG -00)

S/N: HLS1-UP
AN ATTACHMENT

SMCS-6513

i01411821

| NOTE | PART NUMBER | QTY | PART NAME 1 2 3 4 5 6 (PRODUCT LEVEL) | SEE PAGE |
|--------------------|-------------|-----|--|-------------|
| | 120-9286 | 1 | PLATE | |
| <END> | | | | |

216-0909 LOCK GP-VANDALISM (CHG -00)

S/N: HLS1-UP
AN ATTACHMENT

SMCS-7315

i02485595

| NOTE | PART NUMBER | QTY | PART NAME 1 2 3 4 5 6 (PRODUCT LEVEL) | SEE PAGE |
|------------------------|-------------|-----|--|-------------|
| J | 246-2641 | 1 | PADLOCK GP (VANDALISM GUARD) | |
| J-REQUIRES 5P-8500 KEY | | | | |
| <END> | | | | |

248-5711 PLATE & FILM GP (CHG -00 THRU -03)

S/N: HLS1-UP
PART OF 213-9287 CHASSIS AR

SMCS-7405

i02427980

| NOTE | PART NUMBER | QTY | PART NAME 1 2 3 4 5 6 (PRODUCT LEVEL) | SEE PAGE |
|------|-------------|-----|--|-------------|
| | 225-4150 | 1 | PLATE-SERVICE INFORMATION (MACHINE) (ON SERVICE PLATE ON MAIN FRAME TOWER) | |
| | 239-6989 | 1 | PLATE-SERIAL NUMBER (MACHINE) (ON MAIN FRAME TOWER) | |
| A | 4P-6236 | 1 | PLATE-SERIAL NUMBER (ENGINE) | |
| | 231-9361 | 1 | FILM-FUSE (UNDER RH CONSOLE COVER THAT COVERS THE POWER DISTRIBUTION BLOCK. ORIENT FILM SUCH THAT IT CAN BE READ WHEN THE COVER IS OPEN AND THE BLOCK IS EXPOSED) | |
| | 250-7910 | 1 | FILM (BOOM LOCK) (NEXT TO BOOM LOCK ON RH CONSOLE) | |
| | 250-7911 | 1 | FILM (VARIABLE SPEED) (ON RH CONSOLE NEXT TO GOVERNER CONTROL HANDLE) | |
| | 252-2157 | 4 | FILM (TIE-DOWN) (APPLY 2 FILMS, ONE ON EACH SIDE OF THE MACHINE ON THE MAIN FRAME ABOVE THE FRONT AXLE, ABOVE THE TIE DOWN MOUNTING PLATE. APPLY THE OTHER 2 FILMS IN THE REAR OF THE MACHINE ON THE MAIN FRAME NEXT TO THE TIE DOWN HOLES UNDER THE SWING CYLINDERS) | |
| | 134-7258 | 1 | FILM-INFORMATION (EXTENDED LIFE COOLANT-READ OMM) (NEXT TO RADIATOR CAP. ORIENT FILM SUCH THAT IT CAN BE READ FROM THE LH SIDE OF THE MACHINE) | |
| | 159-8033 | 1 | FILM-IDENTIFICATION (12-VOLT) (INSIDE BATTERY BOX DOOR 90 +/-5-MM FROM THE BOTTOM EDGE (SAME AS STACKING THE WARNING BATTERY FILM & THE 12 VOLT | |

SERVICE EQUIPMENT AND SUPPLIES

248-5711 PLATE & FILM GP (contd.)

i02427980

| NOTE | PART NUMBER | QTY | PART NAME 1 2 3 4 5 6 (PRODUCT LEVEL) | SEE PAGE |
|------|-------------|-----|--|-------------|
| | | | FILM ON TOP OF EACH OTHER) & CENTERED BELOW THE WARNING BATTERY FILM) | |
| | 226-1242 | 2 | FILM-WARNING (CRUSH HAZARD, STAY BACK) (ON BOOM 700-MM +/-5 UP FROM CENTER LINE OF SWING & BOOM LOWER FOOT PIN & 65-MM +/-5 OVER FROM INSIDE OF THE REAR EDGE OF BOOM WRAPPER PLATE) | |
| | 239-9429 | 1 | FILM-WARNING (ARM BRACE, READ OMM) (ON LH SIDE OF THE MACHINE ON SAFETY BRACE CENTERED FROM TOP TO BOTTOM & FROM SIDE TO SIDE) | |
| | 225-0313 | 1 | FILM-WARNING (JUMP START, READ OMM) (INSIDE OF BATTERY BOX DOOR 150 +/-5-MM FROM THE BOTTOM EDGE (SAME AS STACKING THE NO STEP FILM ON TOP OF THE 12 VOLT FILM) & THE RIGHT EDGE OF THE FILM 210 +/-5-MM FROM LEFT SIDE (SAME AS THE NO STEP FILM PLACED SIDE BY SIDE THE WARNING BATTERY FILM) | |
| | 255-0791 | 1 | FILM-WARNING (READ OMM) (ON RH CONSOLE UNDER KEYSWITCH IN AREA PROVIDED. UNIVERSAL FILM IS LOCATED ON THE UPPER HALF AND THE SEATBELT IS ON THE LOWER HALF) | |
| | 255-0792 | 1 | FILM-WARNING (SEAT BELT) (ON RH CONSOLE UNDER KEYSWITCH IN AREA PROVIDED. UNIVERSAL FILM IS LOCATED ON THE UPPER HALF AND THE SEATBELT IS ON THE LOWER HALF) | |
| | 219-0302 | 1 | FILM-WARNING (NO WELD, NO DRILL) (ON LH A-POST 350 +/-5-MM FROM THE FLOOR. THE UPPER FILM SHOULD BE THE NO WELD/NO DRILL & THE ROPS/FOPS FILM IN THE LOWER POSITION) | |
| | 225-0041 | 1 | FILM-INFORMATION (ROPS, FOPS, READ OMM) (ON LH A-POST 350 +/-5-MM FROM THE FLOOR. THE UPPER FILM SHOULD BE THE NO WELD/NO DRILL & THE ROPS/FOPS FILM IN THE LOWER POSITION) | |
| | 124-2456 | 1 | FILM-INSTRUCTION (NO STEP) (POSITION INSIDE BATTERY BOX DOOR WITH BOTTOM EDGE OF DECAL 275-MM FROM THE TOP EDGE COVER & THE LEFT SIDE OF DECAL 75-MM FROM THE LEFT SIDE OF BOX) | |
| | 224-8945 | 1 | FILM-WARNING (DO NOT USE ETHER) (UNDER HOOD ON THE PRE-CLEANER. ORIENT FILM SUCH THAT IT CAN BE READ FROM THE LEFT SIDE OF THE MACHINE) | |
| | 258-9999 | 4 | FILM (LIFT EYE LOCATION) (APPLY A TOTAL OF 4 FILMS. THE FIRST 2 FILMS ARE TO BE APPLIED TO THE FRONT SIDE OF THE FRONT AXLE BETWEEN THE CHASSIS & WHEEL ASSEMBLY ON THE LH & RH SIDE OF THE MACHINE. THE REMAINDER 2 FILMS ARE TO BE APPLIED TO THE STAB PAD CENTERED UNDER THE LIFTING HOLE ORIENTED WITH THE ARROW POINTING UP WHEN THE STABILIZER IS IN THE UPPER WARD POSITION) | |
| | 240-7094 | 2 | FILM-WARNING (NO ENTRANCE, EXIT) (ON THE REAR OF THE CAB STRUCTURE AT THE BOTTOM 50 +/-5-MM FROM THE RED REFLECTOR TOWARD THE CENTER OF THE MACHINE FOR) BOTH FILMS, CENTERED FROM TOP TO BOTTOM) | |
| | 159-3590 | 1 | FILM (WATER SEPARATOR) | |

SERVICE EQUIPMENT AND SUPPLIES

248-5711 PLATE & FILM GP (contd.)

i02427980

| NOTE | PART NUMBER | QTY | PART NAME 1 2 3 4 5 6 (PRODUCT LEVEL) | SEE PAGE |
|--------------------------|-------------|-----|---|-------------|
| | | | (ON SIDE OF FUEL TANK FROM BOTTOM EDGE 40-MM UP & OVER FROM BACK EDGE 20-MM)) | |
| | 231-9358 | 1 | FILM-IDENTIFICATION (FUSE PANEL) | |
| | | | (INSIDE RH CONSOLE ACCESS PANEL. ORIENT FILM SUCH THAT IS CAN BE READ WHILE STANDING ON THE GROUND WITH THE ACCESS DOOR OPEN & VIEWING FILM) | |
| | 255-0796 | 1 | FILM-IDENTIFICATION (LUBRICANT POINTS) | |
| | | | (UNDER THE HOOD ON PRE-CLEANER, ORIENTED SUCH THAT IS CAN BE READ FROM THE LEFT SIDE OF THE MACHINE) | |
| | 252-8435 | 1 | FILM (START SWITCH) | |
| | | | (ON RH CONSOLE AROUND KEYSWITCH) | |
| | 259-4401 | 1 | FILM-WARNING (HOT FLUID UND PRESS, READ OMM) | |
| | | | (ON RADIATOR CAP ORIENTED SUCH THAT IT CAN BE READ FROM THE LH SIDE OF THE MACHINE) | |
| A-NOT PART OF THIS GROUP | | | | |
| <END> | | | | |

SERVICE EQUIPMENT AND SUPPLIES

263-8591 PLATE & FILM GP (CHG -00)

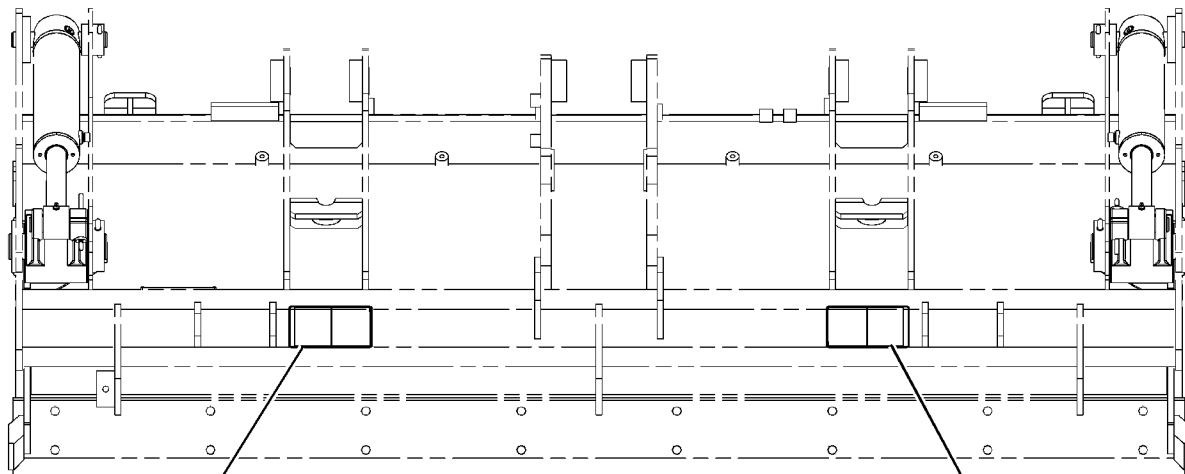
S/N: HLS1-UP

PART OF 216-8801, 216-8821 BUCKET GP-MULTIPURPOSE
AN ATTACHMENT

SMCS-7405

i02444490

| NOTE | REF NO | GRAPHIC REF | PART NUMBER | QTY | PART NAME | | | | | | SEE PAGE |
|------|--------|-------------|-------------|-----|--|---|---|---|---|-------------------|----------|
| | | | | | 1 | 2 | 3 | 4 | 5 | 6 (PRODUCT LEVEL) | |
| | 1 | 1 | 247-6118 | 2 | FILM-WARNING (CRUSH HAZARD, STAY BACK) | | | | | | |



REAR VIEW

GRAPHIC #1

<END>

g01231780

SERVICE EQUIPMENT AND SUPPLIES

206-1701 PROTECTION GP-VANDALISM (CHG -01 THRU -03)

S/N: HLS1-UP

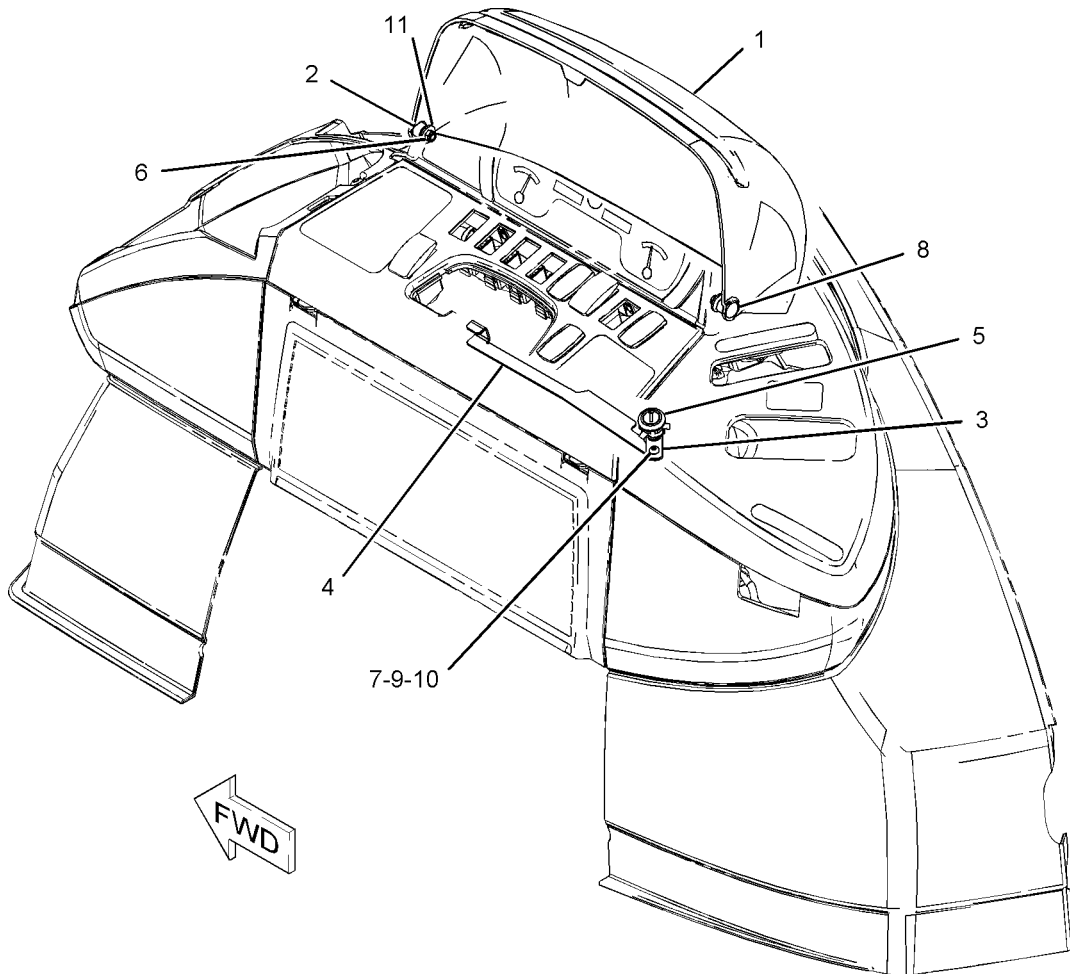
PART OF 269-2123, 269-2124 CANOPY AR
AN ATTACHMENT

SMCS-7315

i02098370

| NOTE | REF NO | GRAPHIC REF | PART NUMBER | QTY | PART NAME | | | | | | SEE PAGE |
|------|--------|-------------|-------------|-----|---------------------------------|---|---|---|---|-------------------|----------|
| | | | | | 1 | 2 | 3 | 4 | 5 | 6 (PRODUCT LEVEL) | |
| | 1 | 1 | 206-1852 | 1 | COVER-VANDALISM | | | | | | |
| | 2 | 1 | 206-1853 | 2 | BUSHING | | | | | | |
| | 3 | 1 | 206-1855 | 1 | PLATE | | | | | | |
| | 4 | 1 | 206-1856 | 1 | BRACKET | | | | | | |
| J | 5 | 1 | 226-0291 | 1 | LOCK AS | | | | | | |
| M | 6 | 1 | 129-3178 | 2 | LOCKNUT (M6X1 THD) | | | | | | |
| M | 7 | 1 | 174-8131 | 1 | SCREW-TRUSS HEAD (M4X0.7X12-MM) | | | | | | |
| | 8 | 1 | 232-4636 | 2 | BOLT-CARRIAGE (M6X1-MM) | | | | | | |
| | 9 | 1 | 8C-9660 | 1 | WASHER (4.6X7.9X0.8-MM THK) | | | | | | |
| M | 10 | 1 | 8T-2659 | 1 | LOCKNUT (M4X0.7-THD) | | | | | | |
| | 11 | 1 | 9X-2038 | 2 | WASHER (7X19X2-MM THK) | | | | | | |

J-REQUIRES 5P-8500 KEY
M-METRIC PART



GRAPHIC #1

<END>

g01083362

SERVICE EQUIPMENT AND SUPPLIES

119-1530 SHIPPING AR-BUCKET (CHG -00)

S/N: HLS1-UP

TRANSPORT (NO BUCKET OPTION)

AN ATTACHMENT

SMCS-7505

i00756012

| NOTE | PART NUMBER | QTY | PART NAME | | | | | | SEE PAGE |
|-------------------------|-------------|-----|----------------------|---|---|---|---|-------------------|----------|
| | | | 1 | 2 | 3 | 4 | 5 | 6 (PRODUCT LEVEL) | |
| Y | 120-9289 | 1 | BRACKET GP-TRANSPORT | | | | | | 643 |
| Y-SEPARATE ILLUSTRATION | | | | | | | | | |

<END>

PART NUMBER INDEX

| Part | Page | Part | Page | Part | Page | Part | Page |
|-------------------|------|-------------------|------|-------------------|------|-------------------|------|
| 0 | | | | | | | |
| OS-0509 | 622 | 2H-3922 | 125 | | 353 | 3E-5153 | 103 |
| OS-1595 | 609 | 2H-3931 | 260 | | 397 | 3E-5154 | 103 |
| | 616 | | 262 | | 510 | 3E-6600 | 577 |
| | 617 | 2H-4145 | 260 | | 511 | 3E-6732 | 269 |
| OS-1603 | 19 | | 262 | | 516 | 3E-6735 | 271 |
| 1 | | | | | | | |
| 1B-8736 | 7 | 2J-0564 | 277 | 3B-5322 | 643 | | 273 |
| | 11 | 2J-3950 | 282 | 3B-5790 | 356 | | 279 |
| | 21 | 2J-3961 | 264 | 3B-8488 | 238 | 3E-6769 | 356 |
| | 289 | | 265 | | 239 | 3E-6770 | 356 |
| 1H-1200 | 215 | | 275 | | 391 | 3E-7675 | 215 |
| 1H-3244 | 99 | 2K-4973 | 277 | | 393 | 3E-8299 | 127 |
| | 100 | | 610 | | 406 | 3E-9362 | 109 |
| | 101 | | 616 | | 423 | 3F-5108 | 495 |
| | 586 | | 617 | 3B-8489 | 238 | | 496 |
| 1H-3337 | 619 | 2K-6830 | 282 | | 239 | | 498 |
| | 622 | 2L-5893 | 622 | | 269 | | 500 |
| 1H-7339 | 267 | 2L-8050 | 128 | | 270 | | 513 |
| | 278 | 2L-8051 | 128 | | 271 | 3F-9556 | 602 |
| 1K-0502 | 250 | 2L-8054 | 119 | | 273 | | 605 |
| | 252 | 2L-8058 | 128 | | 279 | 3G-6927 | 194 |
| 1K-6872 | 610 | 2L-8068 | 128 | | 281 | 3G-8047 | 305 |
| | 616 | 2L-8069 | 128 | | 289 | 3G-8054 | 305 |
| | 617 | 2L-8077 | 128 | | 391 | 3G-8057 | 305 |
| | 619 | 2L-8079 | 128 | | 393 | 3J-1907 | 69 |
| | 622 | 2M-7819 | 609 | | 397 | | 72 |
| 1K-7082 | 166 | 2M-9780 | 291 | | 399 | | 121 |
| 1L-3768 | 419 | | 313 | | 403 | | 134 |
| | 421 | | 321 | | 406 | | 140 |
| 1L-6377 | 603 | | 323 | | 419 | | 154 |
| 1M-1230 | 82 | | 324 | | 421 | | 156 |
| 1M-6119 | 74 | | 329 | | 423 | | 165 |
| 1M-6120 | 74 | | 331 | | 495 | | 190 |
| 1P-0810 | 128 | | 333 | 3C-4883 | 94 | | 194 |
| 1P-4278 | 62 | 2P-1293 | 294 | 3C-6516 | 94 | | 195 |
| | 360 | | 296 | 3C-8388 | 388 | | 200 |
| | 327 | | 299 | 3D-2824 | 265 | | 215 |
| 1P-4584 | 356 | 2P-7864 | 610 | | 296 | | 224 |
| 1P-6872 | 219 | 2P-8104 | 103 | | 299 | | 270 |
| 1R-5396 | 87 | 2R-0364 | 250 | | 301 | | 286 |
| 1S-6420 | 74 | | 252 | | 303 | | 291 |
| 1S-7251 | 76 | | 403 | | 305 | | 317 |
| 1S-7252 | 52 | 2S-3163 | 575 | | 313 | | 319 |
| 1V-6585 | 53 | 2S-3745 | 557 | | 315 | | 321 |
| | 44 | | 589 | | 327 | | 323 |
| | | 2T-3360 | 221 | | 331 | | 324 |
| | | 2W-9499 | 609 | | 333 | | 326 |
| | | 2W-9710 | 48 | | 335 | | 329 |
| | | 2Y-2881 | 421 | | 337 | 3J-4818 | 622 |
| | | 2Y-5821 | 264 | | 338 | 3J-7354 | 72 |
| 2B-0858 | 16 | | 279 | | 340 | | 224 |
| | 30 | | | | 347 | | 321 |
| 2B-0941 | 154 | | | 3D-2992 | 347 | | 362 |
| | 156 | | | 3E-0068 | 598 | 3K-0360 | 121 |
| 2D-2628 | 204 | | | 3E-3365 | 102 | | 215 |
| 2D-2629 | 204 | | | 3E-3370 | 291 | | 216 |
| 2D-2630 | 204 | | | 3E-3371 | 291 | | 224 |
| 2D-2631 | 204 | 3B-4505 | 610 | 3E-3377 | 265 | | 291 |
| 2D-2633 | 204 | | 622 | 3E-4321 | 597 | | 308 |
| 2D-6235 | 622 | 3B-4506 | 245 | | 598 | | 309 |
| 2D-6392 | 347 | 3B-4610 | 220 | | 598 | | 324 |
| 2H-3740 | 97 | 3B-4631 | 620 | 3E-4352 | 419 | | 329 |
| | | 3B-5319 | 351 | 3E-5003 | 265 | | |

PART NUMBER INDEX

| Part | Page | Part | Page | Part | Page | Part | Page |
|-------------------|------|-------------------|------|-------------------|------|-------------------|------|
| | 338 | | 554 | | 119 | | 323 |
| | 342 | 4F-7952 | 143 | | 129 | | 360 |
| | 360 | 4F-8711 | 419 | | 591 | | 597 |
| 3K-2889 | 416 | | 421 | 4S-5565 | 260 | | 598 |
| | 417 | 4H-1641 | 610 | | 265 | 5D-6543 | 372 |
| 3K-8782 | 93 | 4H-8380 | 622 | | 275 | | 374 |
| 3N-5739 | 279 | 4I-3038 | 127 | 4T-5613 | 282 | | 376 |
| 3S-2093 | 61 | | 579 | 4T-6780 | 267 | | 378 |
| | 69 | 4I-6287 | 291 | | 278 | | 379 |
| | 82 | | 329 | 4T-8054 | 260 | | 380 |
| | 83 | 4I-9521 | 362 | 4T-8588 | 264 | | 382 |
| | 87 | 4I-9522 | 362 | | 265 | 5D-8159 | 514 |
| | 89 | 4I-9523 | 362 | | 275 | 5E-8557 | 246 |
| | 94 | 4I-9524 | 362 | | 277 | 5F-3106 | 284 |
| | 109 | 4I-9525 | 362 | 4W-3753 | 294 | 5F-9144 | 372 |
| | 112 | 4I-9526 | 362 | | 299 | | 374 |
| | 115 | 4I-9527 | 362 | 4W-5359 | 21 | | 376 |
| | 116 | 4I-9528 | 362 | 4W-9972 | 190 | | 378 |
| | 117 | 4J-0520 | 148 | | 194 | | 379 |
| | 118 | 4J-0522 | 154 | | | | 380 |
| | 119 | | 156 | | | | 382 |
| | 121 | | 194 | | | | 227 |
| | 122 | 4J-0526 | 271 | | | 5G-2934 | 250 |
| | 123 | | 273 | | | 5H-3193 | 252 |
| | 125 | 4J-1888 | 508 | 5A-3604 | 403 | | 267 |
| | 129 | | 514 | 5B-3254 | 555 | 5H-8848 | 278 |
| | 132 | | 514 | | 587 | | 267 |
| | 134 | 4J-5309 | 366 | 5B-9079 | 34 | 5J-4561 | 282 |
| | 136 | | 367 | 5C-2874 | 119 | 5J-5402 | 264 |
| | 189 | | 368 | | 630 | 5J-5731 | 260 |
| | 291 | | 369 | | 632 | 5J-7011 | 262 |
| | 591 | 4J-5477 | 370 | | 636 | | 262 |
| | 598 | | 154 | | 638 | 5J-7012 | 260 |
| | 615 | | 165 | 5C-2890 | 74 | 5J-8156 | 262 |
| | 618 | | 200 | | 99 | | 598 |
| | 619 | | 215 | | 100 | 5K-5338 | 286 |
| | 628 | | 224 | | 101 | 5K-9090 | 294 |
| | 640 | | 321 | | 109 | | 296 |
| 3S-8447 | 44 | | 323 | | 123 | | 299 |
| | 45 | | 326 | | 129 | | 327 |
| 3T-0849 | 388 | | 338 | | 577 | | 619 |
| 3T-0852 | 612 | 4J-9224 | 362 | | 593 | 5M-3062 | 416 |
| | 613 | | 260 | | 634 | 5P-0370 | 309 |
| 3V-2431 | 260 | 4K-0367 | 262 | 5C-7261 | 74 | 5P-0598 | 87 |
| | 265 | | 495 | | 99 | 5P-0599 | 301 |
| | 275 | | 496 | | 100 | | 303 |
| | | | 498 | | 101 | | 305 |
| | | | 500 | | 109 | | 338 |
| | | | 512 | | 123 | | 2 |
| | | | 513 | | 129 | 5P-0743 | 3 |
| | | | 554 | | 216 | | 308 |
| 4B-2043 | 112 | 4K-0499 | 619 | | 223 | | 74 |
| | 624 | 4L-6454 | 140 | | 602 | 5P-0747 | 76 |
| 4B-4278 | 609 | | 616 | | 605 | | 74 |
| 4B-4863 | 57 | | 617 | | 630 | 5P-0761 | 76 |
| | 129 | 4M-0061 | 610 | | 632 | | 597 |
| 4B-5271 | 610 | | 622 | 5C-8312 | 57 | 5P-0767 | 598 |
| | 616 | 4N-9170 | 627 | | 115 | | 589 |
| | 617 | 4P-6236 | 645 | 5C-8811 | 642 | 5P-0798 | 239 |
| 4B-9784 | 619 | 4P-7581 | 74 | 5C-9553 | 403 | 5P-1076 | 2 |
| | 622 | | 119 | | 582 | 5P-1420 | 3 |
| 4D-6466 | 74 | | 121 | | 584 | | 62 |
| 4D-6988 | 62 | | 132 | | 605 | | 62 |
| 4D-7388 | 54 | | 134 | 5D-1026 | 9 | 5P-1442 | 360 |
| 4D-9517 | 403 | | 291 | | 224 | | 119 |
| 4F-3657 | 512 | 4P-8134 | 109 | | 321 | 5P-1478 | |

5

4

PART NUMBER INDEX

| Part | Page | Part | Page | Part | Page | Part | Page |
|-------------------|------|-------------------|------|-------------------|------|-------------------|------|
| 5P-1505 | 35 | 5P-7958 | 403 | | 59 | | 194 |
| | 224 | | 571 | 6I-0260 | 9 | 6T-9165 | 144 |
| | 321 | 5P-7971 | 416 | | 26 | | 194 |
| | 323 | | 417 | | 39 | 6T-9166 | 144 |
| | 360 | 5P-8066 | 189 | | 40 | | 194 |
| 5P-1506 | 311 | | 194 | | 65 | 6T-9196 | 172 |
| 5P-1823 | 589 | 5P-8112 | 294 | | 73 | | 175 |
| 5P-3455 | 128 | | 296 | 6I-0289 | 26 | | 177 |
| 5P-3860 | 87 | | 299 | 6I-0291 | 65 | | 179 |
| | 337 | 5P-8245 | 19 | 6I-0363 | 26 | | 181 |
| 5P-3915 | 555 | | 610 | 6I-0364 | 58 | | 184 |
| | 587 | | 612 | | 105 | | 185 |
| 5P-4115 | 606 | | 613 | 6I-0423 | 20 | 6T-9202 | 194 |
| | 634 | | 616 | 6I-0454 | 73 | 6V-0292 | 625 |
| 5P-4116 | 35 | | 617 | 6I-0501 | 33 | 6V-0491 | 119 |
| | 44 | 5P-8248 | 97 | 6I-0502 | 33 | 6V-0505 | 628 |
| | 45 | 5P-8500 | 571 | 6I-0563 | 58 | | 640 |
| | 46 | 5P-9085 | 62 | | 59 | 6V-0683 | 224 |
| | 70 | 5S-7379 | 610 | 6I-0572 | 8 | | 331 |
| | 154 | 5U-6605 | 265 | | 13 | | 333 |
| | 156 | | 275 | | 26 | | 335 |
| | 216 | 5V-1497 | 622 | | 41 | 6V-0826 | 216 |
| | 227 | 5V-2545 | 174 | | 59 | | 403 |
| | 311 | 5V-4845 | 619 | 6I-0594 | 73 | 6V-0852 | 154 |
| | 402 | 5V-7190 | 419 | | 105 | | 156 |
| | 407 | | 421 | 6I-0645 | 21 | | 321 |
| | 409 | 5Y-0660 | 582 | | 41 | | 323 |
| | 411 | | 584 | 6I-0650 | 21 | 6V-1249 | 303 |
| | 555 | | | 6I-0846 | 9 | | 305 |
| | 563 | | | 6I-0847 | 20 | 6V-1363 | 57 |
| | 568 | | | 6I-0917 | 9 | 6V-1580 | 243 |
| | 570 | | | 6I-1418 | 127 | 6V-1722 | 338 |
| | 572 | 6A-9083 | 609 | 6I-1497 | 35 | 6V-1869 | 97 |
| | 587 | | 616 | | 37 | 6V-1889 | 294 |
| | 634 | 6B-0933 | 73 | 6I-4374 | 40 | | 296 |
| 5P-4295 | 224 | 6C-3677 | 609 | 6J-1972 | 267 | | 299 |
| 5P-4571 | 128 | 6C-3680 | 557 | | 278 | | 303 |
| 5P-4868 | 327 | | 589 | 6J-2680 | 327 | | 305 |
| 5P-5637 | 557 | 6D-0337 | ▶204 | 6J-2797 | 282 | 6V-2315 | 219 |
| | 634 | | 205 | 6J-5731 | 267 | 6V-2323 | 356 |
| 5P-5655 | 557 | 6D-0443 | 204 | | 278 | 6V-2689 | 252 |
| 5P-5688 | 557 | 6D-3479 | 360 | 6K-0806 | 109 | 6V-3213 | 351 |
| | 589 | 6D-4246 | 35 | | 129 | | 353 |
| 5P-6006 | 128 | 6E-1135 | 403 | | 189 | | 391 |
| 5P-6010 | 619 | 6E-1478 | 279 | 6K-8178 | 62 | | 399 |
| 5P-6718 | 26 | 6E-3341 | 358 | 6L-4725 | 555 | | 407 |
| 5P-7462 | 224 | 6E-4003 | 356 | | 587 | | 409 |
| | 331 | 6E-4004 | 356 | 6L-7155 | 623 | | 411 |
| | 333 | 6E-4007 | 358 | 6M-5062 | 347 | | 413 |
| | 335 | 6E-4009 | 358 | 6N-6984 | 48 | | 414 |
| 5P-7463 | 224 | 6E-5431 | 402 | 6P-6591 | 83 | | 415 |
| | 331 | 6E-6151 | 358 | 6P-8855 | 597 | | 418 |
| | 333 | 6E-6154 | 358 | | 598 | | 475 |
| | 335 | 6E-6155 | 358 | 6S-8620 | 35 | | 476 |
| 5P-7464 | 303 | 6E-6157 | 358 | | 54 | | 477 |
| | 305 | 6E-6158 | 358 | 6T-0465 | 74 | | 478 |
| 5P-7465 | 303 | 6F-4855 | 342 | 6T-9142 | 144 | | 510 |
| | 305 | 6G-2263 | 35 | 6T-9143 | 144 | | 511 |
| 5P-7466 | 294 | 6H-3616 | 24 | 6T-9144 | 144 | 6V-3341 | 317 |
| | 296 | 6I-0217 | 21 | 6T-9145 | 144 | | 319 |
| | 299 | | 26 | 6T-9147 | 144 | 6V-3507 | 112 |
| 5P-7467 | 294 | | 50 | 6T-9160 | 183 | 6V-3965 | 154 |
| | 296 | | 59 | 6T-9163 | 144 | | 156 |
| | 299 | | 65 | | 194 | | 321 |
| 5P-7957 | 571 | 6I-0254 | 50 | 6T-9164 | 144 | | 323 |

6

PART NUMBER INDEX

| Part | Page | Part | Page | Part | Page | Part | Page |
|-------------------|------|-------------------|------|-------------------|------|-------------------|------|
| 6V-4292 | 224 | | 418 | 6V-8627 | 154 | 6V-8995 | 303 |
| | 360 | | 514 | | 165 | | 305 |
| 6V-4364 | 397 | 6V-8185 | 619 | | 200 | 6V-8996 | 303 |
| | 419 | | 622 | | 323 | | 305 |
| | 421 | 6V-8186 | 605 | 6V-8628 | 224 | 6V-8998 | 294 |
| | 423 | 6V-8202 | 344 | 6V-8629 | 340 | | 296 |
| | 475 | 6V-8210 | 143 | 6V-8633 | 303 | | 299 |
| | 476 | 6V-8236 | 388 | | 305 | 6V-9031 | 313 |
| | 477 | 6V-8237 | 278 | | 331 | 6V-9169 | 303 |
| | 478 | 6V-8335 | 189 | | 333 | | 305 |
| 6V-4589 | 194 | 6V-8344 | 397 | | 335 | | 324 |
| | 388 | | 406 | | 337 | 6V-9170 | 294 |
| 6V-5100 | 172 | | 423 | 6V-8634 | 215 | | 303 |
| | 175 | 6V-8363 | 125 | | 224 | | 305 |
| | 177 | 6V-8370 | 125 | | 291 | 6V-9172 | 294 |
| | 179 | 6V-8378 | 190 | | 329 | | 296 |
| | 184 | | 194 | 6V-8635 | 286 | | 299 |
| | 185 | 6V-8397 | 72 | | 296 | 6V-9178 | 203 |
| 6V-5215 | 194 | | 215 | | 299 | 6V-9182 | 46 |
| 6V-5326 | 366 | | 224 | | 327 | 6V-9189 | 234 |
| | 367 | | 291 | 6V-8636 | 323 | | 351 |
| | 368 | | 317 | 6V-8637 | 296 | 6V-9509 | 311 |
| | 369 | | 319 | | 299 | 6V-9632 | 35 |
| | 370 | | 321 | 6V-8639 | 291 | | 69 |
| 6V-5653 | 321 | | 323 | | 329 | | 127 |
| 6V-5683 | 388 | | 324 | | 338 | 6V-9746 | 46 |
| 6V-5842 | 194 | | 329 | 6V-8641 | 165 | | 265 |
| 6V-6717 | 555 | | 331 | | 215 | | 282 |
| | 587 | | 333 | | 224 | | 294 |
| 6V-6813 | 555 | | 335 | | 321 | | 296 |
| | 587 | 6V-8398 | 215 | | 323 | | 299 |
| 6V-7238 | 308 | | 259 | | 326 | | 340 |
| 6V-7357 | 557 | | 260 | | 362 | 6V-9830 | 286 |
| | 589 | | 262 | 6V-8713 | 301 | | 313 |
| | 640 | | 267 | | 303 | | 315 |
| | 642 | | 275 | | 305 | 6V-9831 | 313 |
| 6V-7359 | 303 | | 277 | | 313 | 6V-9833 | 286 |
| | 305 | | 278 | | 337 | 6V-9836 | 324 |
| 6V-7687 | 239 | | 291 | | 340 | 6V-9838 | 313 |
| | 391 | | 294 | 6V-8714 | 327 | 6V-9840 | 327 |
| | 622 | | 303 | 6V-8716 | 46 | 6V-9849 | 321 |
| 6V-7731 | 189 | | 305 | 6V-8721 | 331 | 6V-9850 | 224 |
| 6V-7742 | 552 | | 309 | | 333 | 6V-9851 | 311 |
| 6V-7743 | 231 | | 311 | | 335 | 6V-9853 | 294 |
| | 630 | | 313 | 6V-8724 | 215 | 6V-9872 | 72 |
| | 632 | | 315 | | 317 | 6V-9990 | 305 |
| | 636 | | 317 | | 319 | 6Y-1192 | 172 |
| | 638 | | 319 | | 323 | | 175 |
| 6V-7744 | 233 | | 323 | 6V-8757 | 172 | | 181 |
| | 250 | | 324 | | 175 | 6Y-1341 | 189 |
| | 252 | | 329 | | 177 | 6Y-1896 | 190 |
| | 517 | | 331 | | 185 | | 194 |
| | 572 | | 333 | 6V-8759 | 214 | 6Y-2035 | 189 |
| | 625 | | 335 | 6V-8782 | 338 | 6Y-2736 | 183 |
| 6V-8077 | 156 | | 337 | 6V-8801 | 97 | 6Y-2737 | 143 |
| | 321 | | 338 | | 598 | 6Y-7929 | 172 |
| 6V-8097 | 189 | 6V-8455 | 153 | 6V-8931 | 246 | | 175 |
| | 194 | 6V-8500 | 183 | 6V-8936 | 331 | | 177 |
| 6V-8144 | 391 | 6V-8523 | 122 | | 333 | | 181 |
| | 407 | 6V-8624 | 291 | | 335 | 6Y-7957 | 179 |
| | 409 | | 329 | 6V-8978 | 366 | | 184 |
| | 411 | 6V-8625 | 215 | | 367 | | 185 |
| | 413 | | 309 | | 368 | 6Y-9930 | 603 |
| | 414 | | 338 | | 369 | | |
| | 415 | 6V-8626 | 313 | | 370 | | |

PART NUMBER INDEX

| Part | Page | Part | Page | Part | Page | Part | Page |
|-------------------|------|-------------------|------|-------------------|------|-------------------|------|
| 7 | | 7N-3718 | 62 | 7X-2533 | 348 | | 194 |
| | | 7N-5274 | 76 | 7X-2534 | 109 | 8C-6354 | 129 |
| 7C-0351 | 26 | 7N-7221 | 119 | | 123 | 8C-6955 | 289 |
| 7C-1224 | 26 | 7N-9738 | 119 | | 129 | 8C-7110 | 356 |
| 7C-1281 | 9 | 7R-2750 | 128 | 7X-2537 | 246 | 8C-7524 | 557 |
| 7C-4354 | 62 | 7R-2751 | 128 | | 407 | | 589 |
| | 305 | 7R-8239 | 220 | | 409 | 8C-8408 | 338 |
| 7C-4616 | 21 | 7T-0093 | 557 | | 411 | 8C-8451 | 85 |
| 7C-9465 | 572 | | 589 | 7X-2541 | 572 | 8C-8522 | 231 |
| 7D-7233 | 37 | 7T-1099 | 238 | 7X-2553 | 167 | 8C-8545 | 194 |
| | 311 | 7T-2646 | 144 | | 168 | 8C-8580 | 372 |
| 7E-3870 | 5 | | 194 | 7X-2559 | 140 | | 374 |
| 7F-3400 | 571 | 7T-2651 | 143 | 7X-2564 | 243 | | 376 |
| 7G-1060 | 119 | | 194 | 7X-2568 | 603 | | 378 |
| | 127 | 7T-3017 | 183 | 7X-2572 | 242 | | 379 |
| 7H-3937 | 557 | 7T-3021 | 183 | 7X-4741 | 194 | 8C-8989 | 291 |
| | 589 | 7T-3022 | 183 | 7X-4744 | 203 | | 329 |
| 7I-1024 | 87 | 7T-3034 | 144 | 7X-6315 | 78 | 8C-9660 | 649 |
| 7I-7412 | 296 | 7T-3051 | 143 | 7X-7729 | 37 | 8C-9778 | 103 |
| | 299 | 7T-3109 | 189 | | 62 | 8C-9783 | 103 |
| 7I-8084 | 338 | 7T-3111 | 189 | | 74 | 8D-2707 | 204 |
| 7I-8935 | 386 | 7T-3119 | 189 | | 76 | 8E-1118 | 595 |
| | 387 | 7T-3195 | 189 | | 129 | 8E-5707 | 172 |
| 7J-9108 | 216 | | 194 | | 216 | | 175 |
| | 294 | 7T-3249 | 189 | | 221 | | 177 |
| | 301 | 7T-3251 | 189 | | 250 | | 179 |
| | 303 | | 194 | | 252 | | 181 |
| | 305 | 7T-3253 | 143 | | 294 | | 184 |
| | 313 | | 194 | | 303 | | 185 |
| | 315 | 7T-4848 | 127 | | 327 | 8F-1434 | 103 |
| | 337 | 7T-6087 | 103 | | 360 | | 119 |
| | 340 | 7T-6088 | 103 | | 407 | | 125 |
| 7K-1181 | 61 | 7T-6090 | 103 | | 409 | | 190 |
| | 74 | 7T-6092 | 103 | | 411 | | 194 |
| | 83 | 7T-6093 | 103 | | 625 | 8G-0304 | 559 |
| | 85 | 7T-6099 | 103 | 7X-7958 | 311 | 8H-7521 | 282 |
| | 115 | 7T-6655 | 175 | 7X-9065 | 112 | 8J-2413 | 372 |
| | 127 | | 177 | 7Y-0336 | 289 | | 374 |
| | 132 | 7T-6799 | 112 | 7Y-0589 | 239 | | 376 |
| | 136 | 7T-9987 | 76 | | | | 378 |
| | 165 | 7W-1176 | 20 | | | | 379 |
| | 200 | 7W-2326 | 37 | | | | 380 |
| | 213 | 7W-2632 | 73 | | | | 382 |
| | 215 | 7W-3556 | 194 | 8C-0572 | 52 | | 383 |
| | 224 | 7W-4634 | 33 | | 53 | | 384 |
| | 291 | 7W-4642 | 20 | | 609 | | 385 |
| | 311 | 7X-0481 | 619 | 8C-3290 | 228 | 8J-4455 | 103 |
| | 313 | | 622 | | 229 | 8L-2746 | 194 |
| | 315 | 7X-0579 | 48 | | 230 | 8L-2779 | 189 |
| | 321 | | 129 | 8C-3291 | 603 | | 195 |
| | 323 | | 243 | 8C-3334 | 132 | 8L-2786 | 195 |
| | 326 | | 555 | 8C-3398 | 129 | 8L-8413 | 71 |
| | 329 | | 574 | 8C-3446 | 286 | | 74 |
| | 338 | | 587 | 8C-3451 | 286 | | 76 |
| | 340 | 7X-0586 | 55 | 8C-3681 | 48 | | 94 |
| | 362 | 7X-0603 | 48 | | 54 | | 109 |
| | 597 | 7X-0618 | 166 | 8C-3756 | 557 | | 112 |
| | 598 | 7X-0622 | 619 | | 589 | | 115 |
| | 46 | | 623 | 8C-3798 | 35 | | 119 |
| 7M-8485 | 259 | 7X-0818 | 154 | 8C-4982 | 601 | | 123 |
| | 286 | | 156 | 8C-4987 | 250 | | 125 |
| | 294 | 7X-0871 | 323 | | 252 | | 127 |
| | 296 | 7X-2393 | 630 | 8C-5607 | 85 | | 128 |
| | 299 | | 632 | 8C-5608 | 85 | | 132 |
| | 327 | 7X-2476 | 230 | 8C-5748 | 189 | | 136 |

8

PART NUMBER INDEX

| Part | Page | Part | Page | Part | Page | Part | Page |
|-------------------|------|-------------------|------|-------------------|------|-------------------|------|
| | 628 | 8T-1891 | 317 | | 291 | | 250 |
| | 640 | | 319 | | 294 | | 252 |
| 8M-2773 | 62 | 8T-1892 | 317 | | 296 | | 289 |
| 8N-0869 | 74 | | 319 | | 299 | | 294 |
| | 76 | 8T-1899 | 317 | | 301 | 8T-4134 | 132 |
| 8R-6111 | 595 | | 319 | | 303 | | 348 |
| 8S-0023 | 154 | 8T-1900 | 317 | | 305 | 8T-4136 | 37 |
| | 156 | | 319 | | 309 | | 46 |
| 8S-0024 | 154 | 8T-2658 | 579 | | 311 | | 58 |
| | 156 | 8T-2659 | 112 | | 313 | | 62 |
| 8S-0948 | 324 | | 649 | | 315 | | 97 |
| 8S-3020 | 76 | 8T-3444 | 317 | | 317 | | 119 |
| 8S-7803 | 563 | | 319 | | 319 | | 129 |
| | 609 | 8T-3490 | 58 | | 329 | | 154 |
| | 619 | | 69 | | 331 | | 156 |
| | 623 | | 315 | | 333 | | 216 |
| 8T-0119 | 215 | | 407 | | 335 | | 221 |
| 8T-0120 | 337 | | 409 | | 340 | | 224 |
| 8T-0131 | 215 | | 411 | | 348 | | 243 |
| 8T-0144 | 507 | | 604 | | 350 | | 250 |
| 8T-0154 | 308 | 8T-3612 | 54 | | 354 | | 252 |
| 8T-0164 | 200 | | 82 | | 360 | | 294 |
| 8T-0269 | 348 | | 97 | | 399 | | 296 |
| 8T-0271 | 194 | | 227 | | 403 | | 299 |
| 8T-0328 | 119 | | 289 | | 419 | | 303 |
| | 190 | | 407 | | 421 | | 305 |
| | 194 | | 409 | | 572 | | 309 |
| 8T-0352 | 129 | | 411 | | 597 | | 311 |
| 8T-0404 | 301 | | 582 | | 598 | | 313 |
| | 303 | | 584 | | 604 | | 315 |
| | 305 | | 634 | 8T-4122 | 25 | | 317 |
| | 315 | 8T-3647 | 351 | | 70 | | 319 |
| 8T-0643 | 194 | 8T-3652 | 239 | | 233 | | 327 |
| 8T-0706 | 289 | 8T-3844 | 582 | | 241 | | 340 |
| 8T-0785 | 260 | | 584 | | 284 | | 419 |
| | 262 | 8T-4001 | 229 | | 495 | | 421 |
| 8T-1118 | 628 | | 230 | | 496 | | 598 |
| | 640 | | 238 | | 498 | 8T-4137 | 74 |
| 8T-1580 | 143 | 8T-4121 | 25 | | 500 | | 76 |
| | 181 | | 35 | | 512 | | 97 |
| 8T-1581 | 181 | | 37 | | 513 | | 98 |
| | 189 | | 46 | 8T-4123 | 243 | | 119 |
| 8T-1683 | 224 | | 58 | | 289 | | 200 |
| 8T-1718 | 340 | | 62 | | 552 | | 243 |
| 8T-1779 | 321 | | 69 | | 603 | | 250 |
| 8T-1885 | 309 | | 74 | 8T-4131 | 166 | | 252 |
| | 331 | | 94 | | 603 | | 291 |
| | 333 | | 97 | 8T-4132 | 25 | | 296 |
| | 335 | | 98 | | 241 | | 299 |
| 8T-1886 | 309 | | 103 | | 603 | | 301 |
| | 331 | | 119 | 8T-4133 | 37 | | 311 |
| | 333 | | 129 | | 48 | | 315 |
| | 335 | | 132 | | 58 | | 329 |
| 8T-1887 | 301 | | 154 | | 62 | | 331 |
| | 340 | | 156 | | 74 | | 333 |
| 8T-1888 | 301 | | 200 | | 76 | | 335 |
| | 340 | | 216 | | 91 | | 360 |
| 8T-1889 | 215 | | 221 | | 92 | | 399 |
| | 294 | | 224 | | 94 | | 403 |
| | 296 | | 233 | | 97 | | 597 |
| | 299 | | 238 | | 103 | | 598 |
| 8T-1890 | 215 | | 243 | | 129 | 8T-4138 | 35 |
| | 294 | | 250 | | 216 | | 61 |
| | 296 | | 252 | | 221 | | 74 |
| | 299 | | 285 | | 231 | | 83 |

PART NUMBER INDEX

| Part | Page | Part | Page | Part | Page | Part | Page |
|-------------------|------|-------------------|------|-------------------|------|-------------------|------|
| | 89 | 8T-4187 | 552 | | 227 | | 634 |
| | 125 | 8T-4189 | 35 | | 348 | 8T-4224 | 44 |
| | 129 | | 46 | | 555 | | 45 |
| | 216 | | 48 | | 563 | | 55 |
| | 348 | | 55 | | 568 | | 61 |
| | 360 | | 62 | | 570 | | 62 |
| | 402 | | 70 | | 587 | | 70 |
| | 606 | | 82 | | 610 | | 74 |
| | 642 | | 227 | | 634 | | 82 |
| 8T-4139 | 239 | | 243 | 8T-4205 | 35 | | 97 |
| | 243 | | 246 | | 61 | | 98 |
| | 291 | | 250 | | 74 | | 99 |
| | 303 | | 252 | | 83 | | 100 |
| | 305 | | 289 | | 85 | | 101 |
| | 329 | | 296 | | 89 | | 110 |
| | 360 | | 299 | | 99 | | 123 |
| | 419 | | 311 | | 100 | | 129 |
| | 421 | | 348 | | 101 | | 153 |
| | 598 | | 402 | | 110 | | 213 |
| | 615 | | 563 | | 119 | | 216 |
| | 618 | | 568 | | 123 | | 220 |
| 8T-4167 | 228 | | 570 | | 125 | | 223 |
| | 229 | | 574 | | 129 | | 227 |
| | 230 | | 598 | | 216 | | 243 |
| | 238 | | 612 | | 231 | | 246 |
| | 242 | | 613 | | 324 | | 250 |
| 8T-4171 | 119 | 8T-4191 | 360 | | 403 | | 252 |
| | 591 | 8T-4192 | 46 | | 557 | | 289 |
| | 642 | | 166 | | 577 | | 292 |
| 8T-4173 | 603 | 8T-4193 | 70 | | 589 | | 296 |
| 8T-4174 | 25 | 8T-4194 | 305 | | 591 | | 299 |
| 8T-4176 | 154 | | 419 | | 605 | | 329 |
| | 156 | | 421 | | 640 | | 348 |
| | 294 | 8T-4195 | 37 | | 642 | | 402 |
| | 299 | | 58 | 8T-4222 | 48 | | 403 |
| | 391 | | 221 | | 233 | | 572 |
| 8T-4178 | 625 | | 233 | 8T-4223 | 46 | | 591 |
| 8T-4179 | 62 | | 238 | | 62 | | 598 |
| | 360 | | 303 | | 146 | 8T-4244 | 245 |
| 8T-4181 | 94 | | 309 | | 154 | | 296 |
| | 581 | | 340 | | 156 | | 299 |
| | 595 | | 348 | | 167 | | 303 |
| | 625 | | 350 | | 168 | | 306 |
| | 628 | | 403 | | 227 | | 348 |
| 8T-4182 | 48 | | 407 | | 243 | 8T-4648 | 245 |
| | 224 | | 409 | | 245 | 8T-4742 | 593 |
| | 289 | | 411 | | 291 | | 594 |
| | 350 | | 419 | | 294 | 8T-4744 | 593 |
| 8T-4183 | 227 | | 421 | | 296 | | 594 |
| | 305 | | 572 | | 299 | 8T-4773 | 250 |
| | 327 | 8T-4196 | 25 | | 303 | | 252 |
| | 419 | | 37 | | 305 | 8T-4778 | 233 |
| | 421 | | 69 | | 327 | 8T-4815 | 250 |
| 8T-4184 | 350 | | 224 | | 329 | | 252 |
| | 395 | | 294 | | 350 | 8T-4821 | 239 |
| | 515 | | 296 | | 360 | 8T-4837 | 239 |
| 8T-4185 | 35 | | 299 | | 395 | 8T-4908 | 44 |
| | 74 | | 354 | | 419 | | 45 |
| | 76 | 8T-4198 | 517 | | 421 | | 48 |
| | 294 | 8T-4200 | 48 | | 515 | | 61 |
| 8T-4186 | 285 | | 52 | | 598 | | 97 |
| | 331 | | 53 | | 607 | | 216 |
| | 333 | | 70 | | 608 | | 403 |
| | 335 | | 129 | | 615 | 8T-4910 | 419 |
| | 348 | | 153 | | 618 | | 421 |

PART NUMBER INDEX

| Part | Page | Part | Page | Part | Page | Part | Page |
|-------------------|------|-------------------|------|-------------------|------|-------------------|-------|
| 8T-4956 | 146 | 8T-8442 | 348 | 9P-9150 | 189 | | 469 |
| | 154 | 8T-8729 | 291 | | 194 | | 470 |
| | 156 | 8T-8737 | 112 | 9R-0109 | 391 | | 472 |
| | 167 | | 256 | | 394 | | 473 |
| | 168 | | 257 | | 407 | | 474 |
| | 296 | | 258 | | 409 | 9R-0170 | 397 |
| | 299 | | 260 | | 411 | 9R-0189 | 394 |
| | 303 | | 265 | | 413 | 9R-0320 | 281 |
| | 607 | | 267 | | 414 | | 282 |
| | 608 | | 275 | | 415 | | 451 |
| 8T-4971 | 594 | 8T-8799 | 127 | | 418 | | 456 |
| 8T-4986 | 407 | 8T-8894 | 69 | | 514 | | 466 |
| | 409 | | 221 | | 643 | | 471 |
| | 411 | 8T-8917 | 612 | 9R-0111 | 391 | | 509 |
| 8T-5005 | 200 | | 613 | | 430 | 9R-0321 | 269 |
| | 224 | 8T-9364 | 619 | | 432 | | 271 |
| | 572 | 8T-9402 | 35 | | 434 | | 273 |
| 8T-5050 | 324 | 8T-9405 | 57 | | 436 | 9R-0347 | 432 |
| 8T-5063 | 289 | | 284 | | 438 | 9R-0366 | 239 |
| 8T-5070 | 260 | 8T-9501 | 146 | | 503 | 9R-0371 | 434 |
| | 267 | | 250 | | 505 | | 438 |
| | 275 | | 252 | 9R-0139 | 262 | 9R-0372 | 434 |
| 8T-5091 | 234 | | 612 | 9R-0153 | 269 | | 438 |
| 8T-5093 | 234 | | 613 | 9R-0158 | 351 | 9R-0376 | 430 |
| | 628 | 8T-9655 | 127 | | 353 | | 436 |
| | 640 | 8U-9427 | 386 | | 391 | | 438 |
| 8T-5436 | 572 | 8W-9230 | 317 | | 397 | 9R-0390 | 603 |
| 8T-5439 | 206 | 8Y-4489 | 238 | | 399 | 9R-0411 | 418 |
| | 207 | 8Y-5737 | 555 | | 407 | 9R-0418 | 317 |
| | 208 | | 587 | | 409 | | 319 |
| | 209 | 8Y-6352 | 555 | | 411 | 9R-0422 | 413 |
| | 211 | | 587 | | 413 | | 414 |
| 8T-6411 | 221 | 8Y-6967 | 555 | | 414 | | 415 |
| 8T-6412 | 612 | | 587 | | 415 | 9R-0424 | 418 |
| | 613 | 8Y-7309 | 630 | | 418 | 9R-0431 | 479 |
| 8T-6684 | 327 | | 632 | | 475 | | 480 |
| 8T-6726 | 55 | 8Y-8081 | 74 | | 476 | | 481 |
| | 313 | | 76 | | 477 | | 482 |
| | 317 | | | | 478 | | 483 |
| | 319 | | | | 510 | | 484 |
| 8T-6869 | 223 | | | | 511 | | 485 |
| | 245 | | | | 516 | | 487 |
| 8T-6870 | 338 | 9B-7233 | 112 | 9R-0162 | 260 | | 488 |
| 8T-6885 | 122 | | 115 | | 262 | | 489 |
| 8T-6902 | 402 | | 624 | | 397 | | 490 |
| | 605 | 9C-4457 | 619 | | 423 | 9R-0481 | 238 |
| 8T-6912 | 213 | | 625 | | 440 | | 393 |
| 8T-6974 | 324 | 9C-9602 | 319 | | 441 | 9R-1004 | 313 |
| 8T-7338 | 284 | 9D-3767 | 216 | | 442 | 9R-1005 | 313 |
| 8T-7529 | 35 | 9F-2247 | 65 | | 443 | 9R-1085 | ▶ 413 |
| | 46 | 9G-3695 | 602 | | 452 | 9R-1499 | 94 |
| | 311 | 9K-6540 | 559 | | 453 | 9R-1502 | 397 |
| 8T-7547 | 98 | 9M-0164 | 360 | | 454 | | 423 |
| | 243 | 9M-1974 | 189 | | 455 | 9R-1510 | 351 |
| | 402 | 9M-4814 | 597 | | 457 | | 353 |
| | 572 | | 598 | | 458 | | 397 |
| 8T-7566 | 610 | 9M-7958 | 37 | | 459 | | 406 |
| 8T-7876 | 41 | | 54 | | 460 | | 423 |
| 8T-7930 | 239 | 9M-7959 | 555 | | 461 | | 475 |
| 8T-7963 | 227 | | 587 | | 462 | | 476 |
| 8T-7968 | 331 | 9M-8406 | 62 | | 463 | | 477 |
| | 333 | | 224 | | 464 | | 478 |
| | 335 | | 598 | | 465 | | 511 |
| 8T-8137 | 132 | 9N-2231 | 555 | | 467 | | 516 |
| 8T-8390 | 265 | | 587 | | 468 | 9R-1765 | 250 |

9

PART NUMBER INDEX

| Part | Page | Part | Page | Part | Page | Part | Page |
|-------------------|------|-------------------|------|-------------------|------|-------------------|------|
| | 252 | | 498 | 9R-7240 | 71 | | 119 |
| 9R-1766 | 146 | | 500 | 9R-7803 | 313 | | 123 |
| | 250 | 9R-4677 | 495 | | 315 | 9X-1055 | 109 |
| | 252 | | 496 | 9R-7882 | 239 | | 119 |
| 9R-1767 | 146 | | 498 | 9R-7902 | 470 | 9X-1386 | 102 |
| | 250 | | 500 | 9R-8165 | 402 | | 260 |
| | 252 | 9R-4678 | 495 | | 559 | | 265 |
| 9R-1956 | 209 | | 496 | 9R-8291 | 239 | | 267 |
| 9R-2004 | 309 | | 498 | 9R-8292 | 406 | | 275 |
| 9R-2053 | 87 | | 500 | | 423 | 9X-1481 | 623 |
| | 338 | 9R-5205 | 430 | 9R-8390 | 391 | 9X-2036 | 103 |
| 9R-2614 | 289 | | 432 | 9R-8594 | 403 | 9X-2038 | 236 |
| 9R-2672 | 238 | | 434 | 9R-8870 | 317 | | 237 |
| | 423 | | 436 | | 319 | | 348 |
| | 634 | | 438 | 9R-9005 | 338 | | 362 |
| 9R-2700 | 264 | 9R-5206 | 430 | 9R-9028 | 405 | | 555 |
| | 265 | | 432 | 9R-9373 | 391 | | 559 |
| 9R-2806 | 213 | | 434 | 9R-9702 | 166 | | 575 |
| | 289 | | 436 | 9R-9866 | 393 | | 577 |
| 9R-2807 | 213 | | 438 | 9R-9868 | 250 | | 579 |
| | 216 | 9R-5238 | 406 | | 252 | | 582 |
| | 250 | 9R-5271 | 503 | 9R-9925 | 360 | | 584 |
| | 252 | | 505 | 9S-4185 | 195 | | 587 |
| | 289 | 9R-5294 | 426 | 9S-4191 | 69 | | 595 |
| 9R-2959 | 419 | 9R-5301 | 289 | | 189 | | 606 |
| | 421 | | 394 | | 195 | | 625 |
| 9R-3067 | 250 | | 405 | | 286 | | 649 |
| | 252 | 9R-5313 | 426 | | 324 | 9X-2040 | 250 |
| 9R-3135 | 289 | | 430 | 9S-8004 | 140 | | 252 |
| 9R-3182 | 391 | | 434 | | 270 | 9X-2043 | 236 |
| 9R-3205 | 627 | 9R-5320 | 428 | | 344 | | 237 |
| 9R-3255 | 289 | | 444 | | 356 | | 362 |
| 9R-3469 | 628 | | 448 | | 366 | | 581 |
| | 640 | | ►512 | | 367 | 9X-2044 | 216 |
| 9R-3659 | 211 | 9R-5321 | 427 | 9S-8005 | 342 | | 577 |
| | 212 | | 446 | 9T-2178 | 264 | | 579 |
| 9R-3700 | 509 | | 448 | 9T-2883 | 279 | | 625 |
| 9R-3747 | 399 | | 449 | 9T-3165 | 282 | | 634 |
| 9R-3756 | 399 | | ►513 | 9T-4007 | 270 | 9X-2045 | 215 |
| 9R-3884 | 224 | 9R-5429 | 239 | 9U-2277 | 132 | | 348 |
| 9R-4066 | 391 | 9R-5616 | 563 | 9U-8263 | 595 | | 555 |
| | 643 | | 568 | 9U-8875 | 179 | | 559 |
| 9R-4110 | 238 | | 570 | 9U-8886 | 177 | | 575 |
| 9R-4482 | 399 | 9R-5828 | 399 | | 179 | | 579 |
| 9R-4483 | 432 | 9R-5832 | 434 | | 284 | | 582 |
| 9R-4485 | 430 | 9R-5866 | 427 | 9W-0607 | 91 | | 584 |
| | 432 | | 428 | | 92 | | 586 |
| | 434 | | 429 | 9W-0625 | 146 | | 587 |
| | 436 | | 444 | | 250 | | 606 |
| | 438 | | 446 | | 252 | | 630 |
| 9R-4486 | 430 | | 448 | 9W-0717 | 175 | | 632 |
| | 432 | | 449 | | 181 | | 636 |
| | 434 | | 450 | 9W-1951 | 128 | | 638 |
| | 436 | | ►554 | 9W-4361 | 97 | 9X-2065 | 250 |
| | 438 | 9R-5901 | 430 | 9W-5460 | 143 | | 252 |
| | 432 | | 436 | | 194 | 9X-2092 | 568 |
| 9R-4487 | 399 | 9R-5902 | 430 | 9W-6582 | 603 | 9X-2132 | 634 |
| 9R-4494 | 301 | | 436 | 9W-6584 | 603 | 9X-2133 | 54 |
| 9R-4619 | 425 | 9R-5948 | 303 | 9W-8215 | 513 | 9X-2403 | 419 |
| 9R-4672 | 432 | | 305 | 9W-9910 | 25 | 9X-2480 | 85 |
| | 436 | | 337 | 9W-9915 | 25 | 9X-2842 | 605 |
| | 438 | 9R-6007 | ►414 | 9W-9952 | 25 | 9X-3401 | 125 |
| 9R-4675 | 426 | 9R-6014 | 643 | 9W-9953 | 25 | | 250 |
| 9R-4676 | 495 | 9R-6481 | 208 | 9X-0199 | 125 | | 252 |
| | 496 | 9R-6690 | 391 | 9X-1054 | 109 | 9X-4244 | 91 |

PART NUMBER INDEX

| Part | Page | Part | Page | Part | Page | Part | Page |
|--------------------|------|--------------------|------|--------------------|------|--------------------|------|
| | 92 | | 76 | 096-4882 | 622 | | 107 |
| 9X-4611 | 282 | 039-9133 | 220 | 096-5516 | 183 | | 109 |
| 9X-4813 | 128 | 067-6002 | 13 | 096-5866 | 55 | | 119 |
| 9X-6165 | 85 | 067-6006 | 13 | | 291 | | 123 |
| | 132 | | 16 | | 329 | | 125 |
| 9X-6383 | 634 | 067-6043 | 13 | 096-5968 | 202 | | 127 |
| 9X-6611 | 269 | 067-6095 | 34 | 096-6166 | 115 | | 128 |
| | 271 | 067-6123 | 20 | | 600 | | 132 |
| | 273 | 067-6179 | 21 | | 601 | | 134 |
| | 279 | 067-6213 | 26 | 099-3649 | 593 | | 136 |
| 9X-6615 | 189 | 067-6366 | 73 | 099-8232 | 342 | | 146 |
| | 194 | 067-6873 | 11 | | 345 | | 250 |
| 9X-6620 | 612 | 067-6874 | 11 | | | | 252 |
| | 613 | 069-4080 | 69 | | | | 291 |
| 9X-6772 | 85 | 069-4707 | 138 | | | | 573 |
| 9X-7260 | 264 | | 140 | | | | |
| | 265 | | 163 | | | | |
| 9X-7344 | 125 | 084-4277 | 595 | 100-3685 | 103 | 102-8803 | 89 |
| 9X-7378 | 109 | 089-7990 | 166 | 100-3751 | 21 | | 109 |
| 9X-7380 | 598 | 091-2436 | 109 | | 50 | | 123 |
| 9X-7381 | 598 | | 112 | 100-4112 | 103 | | 125 |
| 9X-7382 | 598 | | 128 | 100-4113 | 103 | | 134 |
| 9X-7383 | 598 | 091-4113 | 97 | 100-4115 | 103 | | 267 |
| 9X-8118 | 93 | 091-5928 | 507 | 100-4118 | 103 | 102-8804 | 622 |
| 9X-8139 | 93 | 092-3635 | 224 | 100-4119 | 103 | | 94 |
| 9X-8250 | 303 | 092-3635 | 224 | 100-4461 | 38 | | 112 |
| 9X-8256 | 94 | 093-8828 | 163 | 100-4830 | 23 | | 121 |
| | 348 | 095-0641 | 605 | | 65 | | 122 |
| | 402 | 095-0642 | 347 | 100-4841 | 9 | | 127 |
| | 581 | | 380 | | 13 | | 129 |
| | 595 | 095-0756 | 382 | 100-5041 | 109 | | 134 |
| | 625 | | 136 | | 119 | | 260 |
| | 628 | 095-0817 | 146 | 100-6674 | 109 | | 265 |
| 9X-8257 | 167 | 095-0865 | 604 | | 119 | | 275 |
| | 168 | | 495 | 100-7608 | 630 | | 291 |
| | 416 | | 496 | | 632 | | 622 |
| | 417 | | 498 | | 636 | 102-8805 | 640 |
| | 603 | 095-0878 | 500 | | 638 | | 2 |
| 9X-8372 | 628 | 095-0924 | 609 | 100-8451 | 73 | | 3 |
| | 640 | 095-0927 | 169 | 101-0003 | 609 | | 94 |
| | | | 181 | 101-0745 | 640 | | 116 |
| 9X-8399 | 262 | | 184 | | 642 | | 129 |
| 9X-8408 | 259 | 095-0928 | 181 | 101-1787 | 321 | | 132 |
| 9X-8699 | 246 | 095-0929 | 406 | 101-2987 | 24 | | 136 |
| 9Y-5015 | 16 | | 423 | 101-3617 | 20 | | 602 |
| | | 095-1041 | 163 | 101-3771 | 26 | | 628 |
| | | 095-1543 | 265 | 101-3895 | 40 | | 640 |
| | | 095-1751 | 372 | 101-9080 | 559 | 102-8806 | 642 |
| | | | 374 | 102-2244 | 260 | | 87 |
| | | | 376 | | 265 | | 89 |
| 005-0469 | 143 | | 378 | | 267 | | 94 |
| | 144 | | 379 | | 275 | | 117 |
| 005-0471 | 189 | | 380 | 102-3582 | 279 | | 118 |
| 009-2062 | 181 | | 382 | 102-8801 | 83 | 103-2543 | 129 |
| 014-5645 | 189 | | 383 | | 85 | 103-5520 | 127 |
| 031-4155 | 609 | | 384 | | 87 | 104-1995 | 388 |
| 031-5644 | 54 | | 385 | | 112 | | 109 |
| | 96 | | 393 | | 129 | 104-3288 | 112 |
| 032-9090 | 11 | 095-7950 | 250 | | 132 | | 144 |
| 032-9091 | 11 | 095-9230 | 252 | | 136 | 104-6310 | 194 |
| 033-6028 | 356 | | 495 | | 591 | | 428 |
| 033-6044 | 388 | 096-1820 | 496 | 102-8802 | 5 | | 429 |
| 033-7687 | 19 | | 498 | | 71 | 104-6311 | ▶514 |
| 033-8248 | 37 | | 500 | | 83 | 104-6312 | 514 |
| 034-1432 | 643 | | 510 | | 94 | 104-6316 | 514 |
| 035-8068 | 13 | | 511 | | 102 | 104-6317 | 514 |
| 038-9317 | 74 | | | | | | |

1

PART NUMBER INDEX

| Part | Page | Part | Page | Part | Page | Part | Page |
|----------|------|----------|------|----------|------|----------|------|
| 105-1440 | 388 | 111-5042 | 619 | 119-8349 | 634 | 122-1883 | 189 |
| 105-3481 | 609 | | 622 | 119-9631 | 557 | | 194 |
| | 612 | 111-6792 | 109 | 120-5724 | 358 | 122-1884 | 184 |
| | 613 | | 128 | 120-5726 | 356 | | 185 |
| 105-8034 | 215 | 111-6793 | 128 | | ▶358 | 122-1886 | 177 |
| 105-9411 | 598 | 111-6795 | 109 | 120-9027 | 579 | | 179 |
| 106-0401 | 259 | | 128 | 120-9286 | 645 | 122-4401 | 109 |
| | 287 | 111-6816 | 109 | 120-9289 | ▶643 | 122-6787 | 189 |
| | 294 | 111-7899 | 94 | | 650 | | 194 |
| | 296 | | 115 | 120-9332 | 643 | 122-7137 | 624 |
| | 299 | | 121 | 120-9333 | 643 | 122-9250 | 372 |
| 106-0406 | 259 | | 123 | 120-9762 | 143 | | 374 |
| | 287 | | 291 | | 194 | | 376 |
| | 294 | | 642 | 120-9809 | 313 | | 380 |
| | 296 | 111-7906 | 153 | 121-0694 | 175 | 123-0380 | 563 |
| | 299 | 111-7907 | ▶153 | | 177 | 123-0428 | 243 |
| 106-1251 | 260 | | 188 | 121-0697 | 184 | 123-0707 | 595 |
| 106-3108 | 347 | 112-1773 | 282 | 121-0714 | 184 | 123-1377 | 194 |
| 106-7301 | 289 | 112-1776 | 514 | 121-0883 | 20 | 123-2899 | 18 |
| 106-8020 | 72 | 112-1826 | 171 | 121-0885 | 181 | 123-2920 | 177 |
| 106-8704 | 109 | | ▶284 | | 184 | 123-4065 | 48 |
| | 119 | 112-5494 | 289 | 121-0904 | 184 | 123-4950 | 71 |
| | 127 | 112-9338 | 207 | 121-2059 | 144 | | 72 |
| | 132 | 113-0920 | 595 | | 194 | 123-6077 | 609 |
| | 134 | 113-6349 | 73 | 121-2060 | 144 | 123-7615 | 119 |
| | 291 | 113-8129 | 50 | | 194 | 123-8905 | 175 |
| 106-8916 | 59 | 114-2579 | 8 | 121-2061 | 144 | | 177 |
| 106-9586 | 203 | 114-3928 | 226 | | 194 | | 179 |
| 106-9861 | 143 | 114-4363 | 20 | 121-2500 | 175 | | 184 |
| | 194 | 114-6099 | 238 | | 177 | | 185 |
| 107-5591 | 146 | 115-1162 | 8 | | 179 | 123-8906 | 143 |
| | 250 | 115-1615 | 89 | 121-6936 | 628 | | 144 |
| | 252 | | 109 | 121-7385 | 189 | | 175 |
| 107-6279 | 269 | | 119 | | 194 | | 177 |
| 107-6711 | 423 | | 123 | 121-7389 | 189 | | 185 |
| 107-6826 | 174 | 115-1918 | 284 | 121-7390 | 189 | 123-8907 | 172 |
| 108-2989 | 572 | 116-4481 | 386 | 121-7391 | 189 | | 181 |
| 108-3872 | 294 | | 387 | 121-7396 | 189 | | 183 |
| | 296 | 116-4942 | ▶415 | | 194 | | 189 |
| | 299 | 116-5763 | 234 | 121-7398 | 144 | 123-8908 | 144 |
| 109-1260 | 294 | 117-1385 | 194 | | 194 | | 172 |
| | 296 | 117-2823 | 628 | 121-7399 | 144 | | 181 |
| | 299 | 117-2824 | 628 | | 194 | 123-8909 | 177 |
| 109-1633 | 291 | 117-2826 | 628 | 121-7400 | 144 | | 179 |
| | 329 | 117-3534 | 284 | | 194 | 123-8910 | 144 |
| | 598 | 117-9713 | 153 | 121-7401 | 144 | | 177 |
| 109-1634 | 291 | 117-9887 | 174 | | 194 | 123-8912 | 172 |
| | 329 | 118-6842 | 227 | 121-7402 | 144 | | 181 |
| | 598 | | ▶231 | | 194 | | 184 |
| 110-0203 | 128 | 118-6854 | 227 | 121-7403 | 189 | | 185 |
| 110-2445 | 55 | 118-7110 | 512 | 121-7404 | 189 | 123-8913 | 177 |
| 110-5602 | 593 | 118-7286 | 46 | 121-9743 | 634 | 124-0312 | 555 |
| | 634 | 118-7790 | 125 | 121-9870 | 595 | | 587 |
| 110-6109 | 555 | 118-8118 | 68 | 121-9875 | 189 | 124-2456 | 646 |
| | 587 | 119-1530 | ▶650 | 122-0668 | 317 | 124-3536 | 28 |
| 110-7887 | 112 | 119-3662 | 2 | 122-1113 | 323 | 124-3815 | 21 |
| 110-8760 | 348 | | 3 | 122-1876 | 189 | | 65 |
| 111-0859 | 18 | | 109 | 122-1877 | 172 | 124-5640 | 109 |
| 111-3422 | 65 | | 112 | | 181 | | 119 |
| 111-3423 | 65 | | 119 | | 184 | 124-8616 | 640 |
| 111-4337 | 399 | | 128 | | 185 | 125-7874 | 85 |
| | 418 | | 628 | 122-1878 | 184 | | 87 |
| 111-4627 | 132 | 119-4594 | 418 | | 185 | | 94 |
| | 555 | 119-4740 | 171 | 122-1879 | 144 | | 109 |
| | 587 | 119-5025 | 61 | | 194 | | 112 |

PART NUMBER INDEX

| Part | Page | Part | Page | Part | Page | Part | Page |
|--------------------|------|--------------------|------|--------------------|------|--------------------|------|
| | 116 | 130-0484 | 239 | | 441 | 145-2237 | 323 |
| | 117 | 130-0777 | 418 | | 442 | 145-8348 | 510 |
| | 119 | 130-1638 | 407 | | 443 | | 511 |
| | 127 | | 409 | 134-5930 | 289 | 145-9291 | 221 |
| | 128 | | 411 | 134-7258 | 645 | 146-0742 | 275 |
| | 136 | 130-3879 | 45 | 135-1706 | 609 | | 277 |
| | 291 | 130-4832 | 555 | 135-8203 | 554 | 146-2438 | 94 |
| | 628 | | 587 | 136-1955 | 35 | 146-6729 | 103 |
| 125-7875 | 94 | 130-5451 | 391 | 136-4184 | 591 | 146-7744 | 634 |
| | 119 | 130-5891 | 289 | 136-4192 | 630 | 146-7745 | 634 |
| | 128 | 130-7282 | 140 | | 632 | 146-9439 | 106 |
| | 136 | 130-7952 | 289 | | 636 | | 127 |
| 126-1774 | 85 | 130-8150 | 359 | | 638 | | 134 |
| 126-1817 | 286 | 130-8343 | 619 | 136-7440 | 239 | | 291 |
| 126-7574 | 78 | | 623 | 136-7728 | 48 | 147-0201 | 194 |
| 127-2170 | 234 | 130-9984 | 46 | 136-7808 | 148 | 147-0202 | 175 |
| 127-3017 | 189 | | 311 | 137-4234 | 445 | | 177 |
| 127-4293 | 209 | | 598 | | 447 | 147-0203 | 172 |
| | 210 | 131-0232 | 71 | | 486 | | 179 |
| 127-4471 | 37 | 131-1424 | 112 | | 491 | | 181 |
| | 55 | | 624 | | 492 | | 185 |
| | 360 | 131-3540 | 610 | | 493 | 147-0205 | 181 |
| 127-4834 | 229 | 131-3987 | 563 | | 494 | 147-0207 | 185 |
| 127-8987 | 391 | | 582 | | 495 | 147-0209 | 189 |
| 128-4123 | 128 | | 584 | | 496 | | 194 |
| 128-4168 | 127 | 131-8203 | 634 | | 498 | | ▶203 |
| 128-4178 | 128 | 131-8775 | 403 | | 500 | 147-0210 | 185 |
| 128-4190 | 128 | 131-9203 | 134 | 137-6645 | 121 | 147-0211 | 194 |
| 128-4249 | 128 | | 291 | 138-2053 | 34 | 147-0215 | 172 |
| 128-5010 | 391 | 132-2249 | 582 | 138-8454 | 127 | 147-0216 | 172 |
| 128-5596 | 284 | | 584 | 140-3640 | 48 | 147-0218 | 195 |
| | ▶359 | 132-3056 | 360 | 140-4107 | 559 | 147-0224 | 177 |
| 128-7716 | 557 | 132-3721 | 507 | 140-6009 | 289 | 147-0226 | 195 |
| 128-7902 | 289 | 132-3723 | 507 | 140-8714 | 65 | 147-0227 | 179 |
| 128-7903 | 289 | 132-3725 | 507 | 140-8718 | 65 | | 185 |
| | 391 | 132-3777 | 508 | 140-8783 | 73 | 147-0228 | 172 |
| 128-7905 | 289 | 132-3778 | 508 | 140-9921 | 634 | | 175 |
| | 391 | 132-3821 | 507 | 141-0888 | 390 | | 177 |
| 129-1830 | 555 | 132-4354 | 572 | 141-1667 | 59 | 147-0234 | 195 |
| 129-1831 | 587 | 132-6496 | 391 | 141-1762 | 625 | 147-0236 | 195 |
| 129-3178 | 55 | 132-6497 | 394 | 141-6343 | 289 | 147-0238 | 172 |
| | 83 | 132-8769 | ▶287 | 141-8061 | 128 | | 175 |
| | 85 | 132-9240 | 609 | 142-0485 | 215 | | 177 |
| | 557 | 133-1011 | 21 | 142-2928 | 622 | | 179 |
| | 589 | 133-3362 | ▶407 | 142-3388 | 44 | | 185 |
| | 594 | 133-3363 | ▶409 | | 45 | 147-0242 | 181 |
| | 605 | 133-3366 | ▶411 | 142-3391 | 44 | 147-0248 | 181 |
| | 649 | 133-3413 | 82 | | 45 | 147-0256 | 175 |
| 129-3180 | 610 | 133-5813 | 323 | 142-9117 | 112 | 147-0257 | 177 |
| | 612 | 133-6517 | 82 | 143-0539 | ▶103 | 147-0258 | 172 |
| | 613 | 134-0143 | 403 | | 105 | 147-0259 | 175 |
| | 619 | 134-0404 | 121 | 143-0777 | 313 | | 177 |
| | 634 | 134-0453 | 250 | 143-0779 | 313 | 147-0260 | 181 |
| 129-4741 | 231 | | 252 | 143-1344 | 103 | 147-0261 | 181 |
| 129-5256 | 563 | 134-2540 | 128 | 143-2827 | 630 | 147-0262 | 195 |
| 129-5257 | 563 | | 129 | | 632 | 147-0266 | 195 |
| 129-8542 | 630 | 134-3014 | 286 | | 636 | 147-0270 | 175 |
| | 632 | 134-3856 | 597 | | 638 | 147-1444 | 591 |
| | 636 | | 598 | 143-3158 | 323 | 147-1445 | 128 |
| | 638 | 134-4126 | 78 | 144-0195 | 628 | 147-1446 | 128 |
| 129-8545 | 630 | 134-5884 | 440 | | 640 | 147-1979 | 16 |
| | 632 | | 441 | 144-0367 | 327 | 147-5553 | 59 |
| | 636 | | 442 | 144-6734 | 150 | 148-5353 | 630 |
| | 638 | | 443 | 144-8242 | 323 | | 632 |
| 130-0165 | 82 | 134-5885 | 440 | 144-8344 | 294 | | 636 |

PART NUMBER INDEX

| Part | Page | Part | Page | Part | Page | Part | Page |
|--------------------|------|--------------------|------|--------------------|------|--------------------|------|
| | 638 | 148-8390 | 313 | | 442 | 154-5428 | 132 |
| 148-8317 | 327 | 148-8392 | 294 | | 443 | 154-8278 | 609 |
| 148-8318 | 215 | 148-8407 | 195 | | 452 | 154-8280 | 609 |
| | 224 | | 286 | | 453 | 154-8284 | 609 |
| | 291 | | 323 | | 454 | 155-2026 | 294 |
| | 329 | 148-8415 | 331 | | 455 | | 296 |
| 148-8325 | 165 | | 333 | | 457 | | 299 |
| | 215 | | 335 | | 458 | 155-2255 | 83 |
| | 224 | 148-8428 | 338 | | 459 | | 85 |
| | 321 | 148-8429 | 327 | | 460 | | 87 |
| | 323 | 148-8433 | 324 | | 461 | | 112 |
| | 326 | 148-8446 | 313 | | 462 | | 116 |
| | 362 | 148-8457 | 303 | | 463 | | 117 |
| 148-8326 | 72 | | 305 | | 464 | | 118 |
| 148-8327 | 296 | 149-4745 | 614 | | 465 | | 128 |
| | 299 | 149-7372 | 311 | | 467 | 155-2256 | 136 |
| 148-8328 | 303 | 149-9954 | 68 | | 468 | 155-2260 | 89 |
| | 305 | 150-3026 | 224 | | 469 | | 119 |
| | 331 | | 360 | | 470 | | 122 |
| | 333 | 150-3027 | 321 | 151-7929 | 451 | | 125 |
| | 335 | 150-3033 | 200 | | 456 | | 128 |
| | 337 | 150-3035 | 340 | | 466 | | 129 |
| 148-8335 | 286 | 150-3053 | 294 | 151-7930 | 451 | | 132 |
| | 296 | | 296 | | 456 | | 134 |
| | 299 | | 299 | | 466 | | 267 |
| | 327 | 150-3060 | 317 | 152-0816 | 317 | | 291 |
| 148-8336 | 323 | | 319 | 152-3968 | 65 | 155-2265 | 87 |
| 148-8339 | 46 | 150-3062 | 321 | 152-6144 | 138 | | 89 |
| 148-8340 | 291 | 150-3063 | 313 | | 140 | | 128 |
| | 329 | 150-3072 | 311 | | 148 | | 628 |
| | 338 | 150-3757 | 181 | 152-7691 | 602 | | 640 |
| 148-8341 | 301 | 150-4044 | 321 | 153-3061 | 44 | 155-2270 | 83 |
| | 303 | 150-7732 | 9 | | 45 | | 85 |
| | 305 | | 195 | 153-3946 | 598 | | 94 |
| | 313 | 151-2565 | 269 | 153-4906 | 356 | | 109 |
| | 337 | 151-2963 | 231 | 153-6232 | 337 | | 116 |
| | 340 | 151-4841 | 61 | 153-6241 | 291 | | 117 |
| 148-8351 | 321 | | 165 | | 329 | | 119 |
| 148-8358 | 291 | | 200 | 153-6252 | 259 | | 121 |
| | 329 | | 215 | 153-6258 | 324 | | 123 |
| 148-8360 | 46 | | 313 | 153-6781 | 598 | | 125 |
| 148-8362 | 327 | | 315 | 153-7368 | 221 | | 127 |
| 148-8364 | 215 | 151-7902 | 440 | 153-7369 | 221 | | 128 |
| | 309 | | 441 | | ▶223 | | 132 |
| | 338 | | 442 | 153-8004 | 600 | | 134 |
| 148-8367 | 224 | | 443 | 154-2704 | 509 | | 136 |
| 148-8368 | 154 | | 452 | | 510 | | 291 |
| | 165 | | 453 | | 511 | | 557 |
| | 200 | | 454 | 154-5257 | 451 | 155-2271 | 2 |
| | 323 | | 455 | | 456 | | 3 |
| | 224 | | 457 | | 466 | | 87 |
| 148-8369 | 311 | | 458 | | 471 | | 94 |
| 148-8370 | 311 | | 459 | 154-5278 | 397 | | 112 |
| 148-8372 | 331 | | 460 | 154-5279 | 397 | | 128 |
| | 333 | | 461 | | 516 | | 589 |
| | 335 | | 462 | 154-5280 | 397 | | 628 |
| 148-8378 | 215 | | 463 | | 516 | | 640 |
| | 317 | | 464 | 154-5404 | 138 | 155-2274 | 87 |
| | 319 | | 465 | 154-5410 | 640 | | 112 |
| | 323 | | 467 | | 642 | | 128 |
| 148-8382 | 301 | | 468 | 154-5416 | 213 | | 628 |
| | 303 | | 469 | 154-5423 | 630 | | 640 |
| | 305 | | 470 | | 632 | 155-7321 | 338 |
| | 315 | | 470 | | 636 | 156-0283 | 234 |
| 148-8383 | 224 | 151-7903 | 440 | | 638 | | 593 |
| 148-8388 | 340 | | 441 | | | | |

PART NUMBER INDEX

| Part | Page | Part | Page | Part | Page | Part | Page |
|--------------------|------|--------------------|------|--------------------|------|--------------------|------|
| | 628 | | 619 | 164-1234 | 619 | 164-1342 | 634 |
| | 640 | 161-9285 | 619 | 164-1235 | 620 | 164-1343 | 634 |
| 156-3600 | 215 | 161-9286 | 619 | 164-1236 | 619 | 164-1344 | 634 |
| 156-3631 | 215 | 161-9288 | 619 | 164-1237 | 619 | 164-1345 | 634 |
| 156-6175 | 74 | | 623 | | 622 | 164-1346 | 634 |
| | 83 | 161-9289 | 614 | 164-1238 | 619 | 164-1351 | 634 |
| | 129 | | 622 | | 623 | 164-1352 | 634 |
| | 362 | 161-9290 | 609 | 164-1239 | 619 | 164-1353 | 634 |
| 157-1669 | 69 | 161-9294 | 630 | | 623 | 164-1354 | 634 |
| 157-2088 | 181 | | 632 | 164-1240 | 619 | 164-1368 | 136 |
| 157-2090 | 181 | | 636 | | 622 | | 146 |
| 158-2306 | 248 | | 638 | 164-1244 | 613 | | 213 |
| 158-3412 | 313 | 161-9744 | 614 | 164-1245 | 609 | | 250 |
| | 315 | 162-1565 | 9 | 164-1246 | 609 | | 252 |
| 158-4466 | 386 | 162-1604 | 356 | 164-1247 | 609 | | 348 |
| | 387 | 162-3960 | ▶248 | | 616 | | 555 |
| 159-0186 | 46 | | 291 | | 617 | | 587 |
| 159-1503 | 311 | | 329 | 164-1249 | 609 | 164-1395 | 61 |
| 159-3046 | 265 | 162-4004 | 233 | | 612 | | 252 |
| 159-3313 | 323 | 162-6556 | 630 | | 613 | | 402 |
| 159-3590 | 646 | | 632 | 164-1250 | 609 | 164-1398 | 402 |
| 159-4269 | 582 | | 636 | 164-1251 | 609 | 164-2108 | 389 |
| | 584 | | 638 | | 612 | 164-3876 | 227 |
| 159-4945 | 563 | 163-0753 | 214 | | 613 | 164-5549 | 291 |
| | 584 | | ▶220 | 164-1252 | 609 | | 329 |
| 159-4946 | 563 | 163-1135 | 619 | | 612 | 164-5567 | 321 |
| | 582 | | 623 | | 613 | | 323 |
| 159-4950 | 630 | 163-9091 | 172 | 164-1256 | 609 | 164-5586 | 323 |
| | 632 | 164-1153 | 146 | | 612 | 164-7556 | 91 |
| | 638 | 164-1154 | 605 | | 613 | | 92 |
| 159-4951 | 630 | 164-1178 | 575 | 164-1258 | 609 | 164-8474 | 555 |
| | 632 | 164-1203 | ▶614 | | 612 | | 587 |
| | 636 | | 615 | | 613 | 164-9425 | 119 |
| 159-8033 | 645 | 164-1207 | 614 | 164-1259 | 609 | 164-9598 | 220 |
| 159-9322 | 128 | | ▶619 | | 612 | 164-9599 | 220 |
| | 591 | 164-1208 | 619 | | 613 | 164-9640 | 323 |
| 160-0496 | 248 | 164-1211 | 609 | 164-1261 | 609 | 165-2273 | 308 |
| 160-2169 | 642 | 164-1212 | 609 | | 616 | 165-4021 | 35 |
| 160-2245 | 125 | 164-1213 | ▶609 | | 617 | 165-4931 | 156 |
| 160-2248 | 326 | | 614 | 164-1262 | 609 | | 321 |
| | 362 | 164-1214 | 609 | 164-1263 | 609 | 165-6595 | 215 |
| 160-2250 | 87 | | 616 | | 612 | 165-7951 | 69 |
| 160-7690 | 85 | | 617 | | 613 | 165-8357 | 82 |
| 161-3249 | 184 | 164-1215 | 619 | 164-1264 | 609 | 165-8996 | 166 |
| | 185 | | 622 | 164-1265 | 609 | 166-9413 | 141 |
| 161-3932 | 115 | 164-1217 | 619 | | 612 | 167-0566 | 338 |
| 161-4130 | 440 | 164-1218 | 619 | | 613 | 167-2186 | 267 |
| | 441 | | 622 | | 616 | | 278 |
| | 442 | 164-1219 | 619 | | 617 | 167-2195 | 282 |
| | 443 | | 622 | 164-1266 | 612 | 167-2201 | 260 |
| | 505 | 164-1220 | 619 | 164-1269 | 609 | | 262 |
| | 509 | | 622 | 164-1271 | 609 | 167-2202 | 264 |
| 161-6984 | 630 | 164-1224 | 619 | 164-1272 | 609 | | 265 |
| | 632 | 164-1225 | 619 | 164-1273 | 609 | 167-2204 | 275 |
| | 636 | 164-1226 | 619 | | 612 | | 277 |
| | 638 | | 623 | | 613 | 167-2294 | 267 |
| 161-6987 | 630 | 164-1228 | 619 | 164-1274 | 609 | | 278 |
| | 632 | 164-1229 | 619 | 164-1275 | 609 | 167-2304 | 282 |
| | 636 | | 622 | 164-1276 | 609 | 167-2310 | 264 |
| | 638 | 164-1230 | 619 | 164-1277 | 609 | | 265 |
| 161-9044 | 582 | | 622 | 164-1294 | 619 | 167-2312 | 260 |
| | 584 | 164-1232 | 619 | 164-1295 | 609 | | 262 |
| 161-9282 | 619 | | 622 | 164-1308 | 634 | 167-2314 | 275 |
| 161-9283 | 612 | 164-1233 | 619 | 164-1314 | 634 | | 277 |
| | 613 | | 623 | 164-1328 | 634 | 167-3692 | 128 |

PART NUMBER INDEX

| Part | Page | Part | Page | Part | Page | Part | Page |
|--------------------|------|--------------------|------|--------------------|------|--------------------|------|
| 167-3693 | 112 | | 380 | 176-8541 | 386 | 183-4911 | 593 |
| | 115 | | 382 | | 387 | 183-4912 | 593 |
| 167-8182 | 634 | | 383 | 176-9294 | 327 | 183-4934 | 348 |
| 167-8251 | 575 | | 384 | 177-2215 | 87 | 183-5443 | 593 |
| 168-0425 | 510 | | 385 | 177-4877 | 563 | 183-6084 | 402 |
| | 511 | 169-7291 | 595 | | 582 | 183-6085 | 593 |
| | 517 | 169-7409 | 303 | | 584 | 184-5293 | 579 |
| 168-0443 | 475 | | 305 | 177-9645 | 557 | 185-0882 | 16 |
| | 476 | 170-0235 | 598 | | 589 | 185-0884 | 13 |
| | 477 | 170-0503 | 248 | 177-9648 | 109 | 185-1546 | 34 |
| | 478 | 170-6305 | 112 | | 123 | 185-3890 | 619 |
| 168-0444 | 475 | 170-6542 | 112 | | 589 | 185-4015 | 557 |
| | 476 | 170-9360 | 83 | 177-9652 | 557 | | 589 |
| | 477 | | 129 | 177-9653 | 557 | 185-4253 | 389 |
| | 478 | 171-2870 | 634 | | 589 | 185-4254 | 346 |
| 168-0445 | 511 | 171-5349 | 102 | 177-9656 | 109 | | ▶389 |
| 168-0446 | 510 | 172-5317 | 175 | | 123 | 185-6643 | 35 |
| | 511 | | 177 | 178-1304 | 207 | 186-2589 | ▶602 |
| 168-0475 | 510 | | 179 | 178-1781 | 74 | | 640 |
| 168-0480 | 440 | 172-6050 | 172 | 178-3593 | ▶516 | | 642 |
| | 441 | | 179 | 178-7539 | 94 | 186-3735 | 71 |
| | 442 | | 181 | | 127 | | 102 |
| | 443 | | 184 | | 561 | | 109 |
| | 452 | | 185 | | 562 | | 112 |
| | 453 | 172-6489 | 94 | | 566 | | 119 |
| | 454 | 172-6490 | 94 | | 567 | | 127 |
| | 455 | 172-6743 | 181 | 178-8465 | 5 | | 134 |
| | 457 | 172-8591 | 575 | 178-8850 | ▶508 | | 256 |
| | 458 | 172-9200 | 129 | 178-9566 | 181 | | 257 |
| | 459 | 173-0332 | 172 | | 184 | | 258 |
| | 460 | 173-0639 | 356 | 179-2021 | 348 | | 291 |
| | 461 | 173-0641 | 356 | 179-3543 | ▶346 | | 602 |
| | 462 | 173-5787 | 614 | | 380 | | 622 |
| | 463 | | 623 | | 382 | 187-0413 | 563 |
| | 464 | 173-9683 | 262 | 179-5434 | 93 | 187-2120 | 338 |
| | 465 | 173-9779 | 278 | 179-6401 | 127 | 187-3510 | 260 |
| | 467 | 174-0503 | 89 | 179-8235 | 250 | | 262 |
| | 468 | 174-3091 | 256 | | 252 | 188-2199 | 260 |
| | 469 | | 257 | 180-3664 | ▶93 | | 265 |
| | 470 | | 258 | | 96 | | 267 |
| | 472 | 174-4643 | 138 | 180-5772 | 561 | | 275 |
| | 473 | 174-4647 | 140 | | 562 | 188-3953 | 407 |
| | 474 | 174-4650 | 140 | | ▶615 | | 409 |
| 168-2313 | 557 | 174-4671 | 138 | 180-5780 | 609 | | 411 |
| | 589 | 174-6740 | 323 | 180-5781 | 609 | 188-9592 | 510 |
| 168-4511 | 82 | 174-8131 | 649 | | 612 | 189-0881 | 555 |
| 168-8389 | 445 | 174-9638 | 59 | | 613 | | 587 |
| | 447 | 174-9711 | 189 | 180-5782 | 609 | 189-5746 | ▶102 |
| | 486 | 175-0054 | 189 | 180-5783 | 609 | | 189 |
| | 491 | 175-7877 | ▶645 | 180-5784 | 610 | 190-9767 | 184 |
| | 492 | 175-7902 | 264 | 180-5785 | 610 | 191-6159 | 267 |
| | 493 | | 265 | 180-5787 | 610 | | 278 |
| | 494 | | 275 | 180-5788 | 610 | 191-8304 | 195 |
| | 495 | | 277 | 180-5791 | 610 | 192-2112 | 557 |
| | 496 | 175-7903 | 264 | 180-5794 | 619 | 193-0618 | 68 |
| | 498 | | 265 | 180-5797 | 612 | 193-3356 | 555 |
| | 500 | | 275 | | 613 | | 587 |
| | 509 | | 277 | 180-6213 | 356 | 193-9055 | 234 |
| | 510 | 176-0348 | 94 | 180-9160 | 593 | 194-2903 | 215 |
| | 511 | 176-1477 | 5 | 183-3132 | 250 | 194-4334 | 311 |
| 169-1616 | 372 | 176-1522 | 5 | | 252 | 194-5231 | 305 |
| | 374 | 176-6219 | 65 | 183-3135 | 250 | 194-5390 | 59 |
| | 376 | 176-6251 | ▶507 | | 252 | 194-5622 | 555 |
| | 378 | | 508 | 183-3137 | 250 | | 587 |
| | 379 | 176-6252 | 507 | | 252 | 195-0260 | 326 |

PART NUMBER INDEX

| Part | Page | Part | Page | Part | Page | Part | Page |
|----------|------|----------|------|----------|------|----------|------|
| 195-0261 | 326 | 199-0662 | 140 | 200-2371 | 344 | | 483 |
| 195-0262 | 326 | 199-0663 | 163 | 200-2676 | 561 | | 484 |
| 195-0263 | 326 | 199-0668 | 140 | | 562 | | 485 |
| 195-2132 | 24 | 199-0669 | 170 | | ▶571 | | 486 |
| 195-2134 | 24 | 199-0670 | 140 | 200-3946 | 362 | | 487 |
| 195-2136 | 24 | 199-0672 | 218 | 200-3947 | 362 | | 488 |
| 195-2221 | 24 | | 219 | 200-4022 | 386 | | 489 |
| 195-6341 | 209 | 199-0673 | 151 | 200-4023 | 386 | | 490 |
| 195-6344 | 209 | 199-0675 | 163 | 200-5921 | 507 | | 491 |
| | 210 | 199-0676 | 140 | 200-6210 | 344 | | 492 |
| 195-6347 | 211 | 199-0678 | 163 | 200-6971 | 303 | | 493 |
| | 212 | 199-0679 | 140 | 200-7128 | ▶282 | | 494 |
| 195-7055 | 610 | 199-0680 | 163 | | 401 | 201-1239 | 451 |
| | 616 | 199-0681 | 218 | 200-8303 | 399 | | 452 |
| | 617 | | 219 | 200-8306 | 399 | | 453 |
| 195-7602 | 348 | 199-0683 | 138 | 200-8308 | 399 | | 454 |
| 195-9223 | 610 | 199-0684 | 163 | 200-8309 | 399 | | 455 |
| | 612 | 199-0685 | 163 | 200-8310 | 399 | | 456 |
| | 613 | 199-0686 | 163 | 200-8311 | 399 | | 457 |
| 196-2384 | 128 | 199-0687 | 163 | 200-8313 | 399 | | 458 |
| 196-2385 | 128 | 199-0688 | 163 | 201-0330 | 72 | | 459 |
| 196-2386 | 128 | 199-0689 | 163 | 201-1024 | 127 | | 460 |
| 196-2412 | 128 | 199-0690 | 163 | 201-1234 | 479 | | 461 |
| 196-2413 | 128 | 199-0691 | 163 | | 480 | | 462 |
| 197-5107 | 582 | 199-0692 | 163 | | 481 | | 463 |
| | 584 | 199-0693 | 163 | | 482 | | 464 |
| 197-6657 | 619 | 199-0694 | 151 | | 483 | | 465 |
| | 622 | 199-0695 | 148 | | 484 | | 466 |
| 197-6658 | 619 | | 163 | | 485 | | 467 |
| 197-7499 | 112 | 199-0697 | 163 | | 486 | | 468 |
| 197-9155 | 140 | 199-0700 | 218 | | 487 | | 469 |
| 198-6498 | 386 | | 219 | | 488 | | 470 |
| | 387 | 199-0701 | 218 | | 489 | | 471 |
| 198-6499 | 387 | | 219 | | 490 | | 472 |
| 198-6505 | 387 | 199-0702 | 218 | 201-1235 | 453 | | 473 |
| 198-6506 | 387 | | 219 | | 454 | | 474 |
| 198-6514 | 387 | 199-0703 | 218 | | 455 | | 479 |
| 198-6515 | 386 | | 219 | 201-1238 | 451 | | 480 |
| | 387 | 199-0706 | 140 | | 452 | | 481 |
| 198-6516 | 387 | 199-0752 | 218 | | 453 | | 482 |
| 198-6522 | 387 | | 219 | | 454 | | 483 |
| 198-7811 | 140 | 199-0756 | 151 | | 455 | | 484 |
| | 163 | 199-0759 | 218 | | 456 | | 485 |
| 198-7814 | 161 | | 219 | | 457 | | 486 |
| | 162 | 199-0760 | 170 | | 458 | | 487 |
| 198-7823 | 138 | 199-0778 | 140 | | 459 | | 488 |
| 198-7825 | 138 | 199-0783 | 233 | | 460 | | 489 |
| 198-7838 | 138 | 199-0784 | 151 | | 461 | | 490 |
| 198-7841 | 138 | 199-0785 | 163 | | 462 | | 491 |
| 198-7842 | 138 | 199-0786 | 140 | | 463 | | 492 |
| 198-7843 | 138 | 199-0787 | 140 | | 464 | | 493 |
| 198-8645 | 9 | 199-0807 | 151 | | 465 | | 494 |
| 199-0639 | 138 | 199-0808 | 151 | | 466 | 201-1835 | 72 |
| | 140 | 199-0858 | 148 | | 467 | 201-1838 | 399 |
| | 218 | | 163 | | 468 | 201-1840 | 399 |
| 199-0640 | 140 | 199-0929 | 600 | | 469 | 201-1862 | 205 |
| 199-0641 | 140 | | 601 | | 470 | | ▶206 |
| 199-0645 | 218 | 199-9267 | 108 | | 471 | 201-1863 | 206 |
| 199-0646 | 163 | 199-9751 | 16 | | 472 | | ▶207 |
| 199-0648 | 161 | | 32 | | 473 | 201-1864 | 206 |
| | 162 | | | | 474 | | ▶207 |
| 199-0652 | 140 | | | | 477 | 201-1874 | 205 |
| 199-0653 | 170 | | | | 479 | | 206 |
| 199-0656 | 163 | | | | 480 | | ▶207 |
| 199-0658 | 140 | | | | 481 | | ▶207 |
| 199-0659 | 151 | 200-2213 | 112 | | 482 | 201-1875 | 207 |

PART NUMBER INDEX

| Part | Page | Part | Page | Part | Page | Part | Page |
|--------------------|------|--------------------|------|--------------------|------|--------------------|------|
| | ▶208 | 201-4756 | 340 | 205-9569 | 560 | 206-1633 | ▶221 |
| 201-1876 | 207 | 201-4826 | 282 | | 561 | | 560 |
| | ▶208 | 201-4899 | 282 | | 562 | | 561 |
| 201-1877 | 205 | 201-4902 | 282 | | 566 | | 562 |
| | ▶208 | 201-5810 | 407 | | 567 | | 566 |
| 201-1878 | 208 | | 409 | | ▶606 | | 567 |
| | ▶209 | | 411 | 205-9570 | 606 | 206-1634 | 215 |
| 201-1881 | 205 | 201-5812 | 407 | 205-9571 | 606 | 206-1635 | 221 |
| | ▶209 | | 409 | 205-9576 | 606 | 206-1637 | 625 |
| 201-1882 | 209 | | 411 | 205-9577 | 606 | 206-1639 | 171 |
| 201-1883 | 209 | 201-7659 | 282 | 205-9578 | 560 | | ▶215 |
| | ▶210 | 201-9459 | 107 | | 561 | 206-1640 | 5 |
| 201-1902 | 210 | 201-9465 | 634 | | 562 | | ▶61 |
| 201-1911 | ▶210 | 202-0596 | 472 | | ▶600 | 206-1641 | 4 |
| | 211 | | 473 | 205-9585 | 582 | | ▶402 |
| 201-1912 | ▶210 | | 474 | | ▶636 | 206-1642 | 171 |
| | 211 | 202-0597 | 472 | 205-9587 | 636 | | ▶213 |
| 201-1913 | 205 | | 473 | 205-9588 | 582 | 206-1643 | ▶146 |
| | 206 | | 474 | 205-9590 | 636 | | 171 |
| | ▶211 | 202-4162 | 471 | 205-9591 | 636 | 206-1645 | ▶250 |
| 201-1915 | 206 | 202-4163 | 471 | 205-9595 | 584 | | 364 |
| | 207 | 202-5720 | ▶399 | | ▶638 | 206-1647 | 563 |
| | 208 | | 401 | 205-9597 | 638 | | 568 |
| 201-1916 | 209 | 202-5909 | 35 | 205-9598 | 584 | | 570 |
| | 211 | 202-5993 | 215 | 205-9605 | 563 | 206-1648 | 555 |
| 201-1918 | ▶205 | 202-6009 | ▶187 | | 568 | | 587 |
| 201-1919 | 206 | | 188 | | 570 | 206-1649 | 112 |
| | 208 | 202-6010 | ▶107 | 205-9606 | 563 | 206-1650 | 215 |
| | 209 | | 171 | | 568 | 206-1652 | 224 |
| | 211 | 202-6029 | 215 | | 570 | 206-1653 | 555 |
| 201-1920 | ▶205 | 202-6108 | 109 | 205-9607 | 563 | | 587 |
| | 207 | 202-6186 | 207 | | 570 | 206-1658 | 579 |
| | 208 | | 208 | 205-9614 | 638 | 206-1659 | 579 |
| | 209 | 202-6611 | 92 | 205-9615 | 638 | 206-1660 | 579 |
| | 210 | 202-6614 | 91 | 205-9619 | 563 | 206-1661 | 579 |
| | 211 | 203-7060 | 407 | | ▶630 | 206-1662 | 579 |
| | 212 | | 409 | 205-9621 | 630 | 206-1663 | 579 |
| 201-1923 | ▶205 | | 411 | 205-9622 | 563 | 206-1664 | 215 |
| 201-1925 | ▶205 | 204-0317 | 224 | 205-9623 | 630 | 206-1665 | 625 |
| 201-1940 | ▶206 | 204-0775 | 107 | 205-9624 | 630 | 206-1666 | 625 |
| 201-1941 | 206 | 204-3080 | 138 | 205-9628 | 563 | 206-1667 | 575 |
| | ▶211 | 204-4175 | 563 | | ▶632 | | 579 |
| 201-1942 | 211 | 204-4220 | 563 | 205-9630 | 632 | 206-1668 | 252 |
| 201-1943 | 211 | | 570 | 205-9631 | 563 | 206-1669 | 146 |
| | ▶212 | 204-4230 | 568 | 205-9633 | 632 | 206-1678 | 575 |
| 201-1954 | ▶206 | 204-9921 | 557 | 205-9634 | 632 | 206-1679 | 575 |
| 201-3340 | 340 | | 589 | 206-1345 | 112 | 206-1681 | 575 |
| 201-3341 | 340 | 205-1627 | 57 | | 127 | 206-1682 | 555 |
| 201-3344 | 340 | 205-2357 | 331 | 206-1486 | 125 | | 587 |
| 201-3345 | 340 | | 333 | 206-1590 | 563 | 206-1683 | 625 |
| 201-3347 | 340 | | 335 | 206-1592 | 563 | 206-1684 | 555 |
| 201-3621 | 331 | 205-3126 | 323 | | ▶582 | | 587 |
| | 333 | | 326 | 206-1593 | 563 | 206-1687 | 575 |
| | 335 | 205-6298 | 107 | | ▶584 | 206-1690 | 575 |
| 201-3622 | 331 | 205-7047 | 595 | 206-1594 | 582 | 206-1692 | 575 |
| | 333 | 205-7048 | 582 | 206-1606 | 584 | 206-1695 | 250 |
| | 335 | | 584 | 206-1618 | 560 | 206-1696 | 577 |
| 201-3623 | 331 | 205-9244 | 195 | | 561 | 206-1698 | 577 |
| | 333 | 205-9362 | 107 | | 562 | 206-1699 | 577 |
| | 335 | 205-9560 | 560 | | 566 | 206-1700 | 560 |
| 201-3624 | 331 | | 561 | | 567 | | 561 |
| | 333 | | 562 | | ▶586 | | 562 |
| | 335 | | 566 | 206-1623 | 625 | | 566 |
| 201-3652 | 215 | | 567 | 206-1625 | 625 | | 567 |
| 201-3954 | ▶233 | | ▶603 | 206-1632 | 221 | | ▶575 |

PART NUMBER INDEX

| Part | Page | Part | Page | Part | Page | Part | Page |
|--------------------|------|--------------------|------|--------------------|------|--------------------|------|
| 206-1701 | 566 | | 587 | | 453 | | 486 |
| | 567 | 206-1808 | 555 | | 454 | | 487 |
| | ▶649 | | 587 | | 455 | | 488 |
| 206-1702 | 560 | 206-1809 | 555 | | 456 | | 489 |
| | 561 | | 587 | | 457 | | 490 |
| | 562 | 206-1810 | 555 | | 458 | 208-9293 | 598 |
| | 566 | | 587 | | 459 | 209-0939 | 362 |
| | 567 | 206-1812 | 555 | | 460 | 209-1615 | 2 |
| | ▶577 | | 587 | | 461 | 209-1616 | 419 |
| 206-1703 | 560 | 206-1814 | 555 | | 462 | | 421 |
| | 561 | | 587 | | 463 | 209-2435 | 419 |
| | 562 | 206-1815 | 555 | | 464 | | 421 |
| | 566 | | 587 | | 465 | 209-3363 | 250 |
| | 567 | 206-1816 | 555 | | 466 | | 252 |
| | ▶579 | | 587 | | 467 | 209-3364 | ▶252 |
| 206-1704 | 566 | 206-1817 | 555 | | 468 | | 364 |
| | 567 | | 587 | | 469 | 209-3366 | 594 |
| | ▶625 | 206-1818 | 555 | | 470 | 209-3367 | 61 |
| 206-1706 | 577 | | 587 | | 479 | | ▶594 |
| 206-1708 | 577 | 206-1832 | 236 | | 480 | 209-3378 | 61 |
| | 579 | | 237 | | 481 | | ▶605 |
| 206-1712 | 577 | 206-1846 | 555 | | 482 | 209-4157 | 169 |
| 206-1716 | 561 | 206-1847 | 555 | | 483 | 209-4703 | 560 |
| | 562 | 206-1850 | 237 | | 484 | | 561 |
| 206-1718 | 127 | 206-1851 | 326 | | 485 | | 562 |
| 206-1725 | 560 | 206-1852 | 649 | | 486 | | ▶595 |
| | 561 | 206-1853 | 649 | | 487 | 209-4704 | 595 |
| | 562 | 206-1854 | 579 | | 488 | 209-4705 | 595 |
| | ▶642 | 206-1855 | 649 | | 489 | 209-4716 | 595 |
| 206-1727 | 560 | 206-1856 | 649 | | 490 | 209-4777 | 238 |
| | 561 | 206-1857 | 561 | 208-5242 | 471 | 209-6166 | 393 |
| | 562 | | 562 | | 472 | 209-6173 | 393 |
| | ▶628 | | ▶627 | | 473 | 209-6175 | 393 |
| 206-1728 | 567 | 206-1871 | 402 | | 474 | 209-6176 | 393 |
| | ▶640 | 206-1874 | 402 | 208-5244 | 491 | 209-6181 | 393 |
| 206-1747 | ▶607 | 206-1884 | 566 | | 492 | 209-6850 | 239 |
| 206-1748 | ▶608 | | ▶568 | | 493 | 209-6855 | 239 |
| 206-1749 | 607 | 206-1885 | 567 | | 494 | 209-6862 | 239 |
| 206-1750 | 608 | | ▶570 | 208-5245 | 451 | 209-6872 | 239 |
| 206-1752 | 215 | 206-1889 | 560 | | 452 | 209-7454 | 148 |
| 206-1758 | 215 | | 561 | | 453 | 209-7455 | 150 |
| 206-1759 | 215 | | 562 | | 454 | 209-7456 | 138 |
| 206-1766 | 215 | | ▶563 | | 455 | 209-7459 | 159 |
| 206-1767 | 215 | 206-2423 | 116 | | 456 | | 160 |
| 206-1768 | 215 | | 117 | | 457 | 209-7460 | 161 |
| 206-1791 | ▶616 | | 118 | | 458 | | 162 |
| | 618 | | 136 | | 459 | 209-7461 | 159 |
| 206-1792 | ▶617 | 206-3685 | 338 | | 460 | | 160 |
| | 618 | 206-5823 | 602 | | 461 | 209-7462 | 148 |
| 206-1798 | 625 | 207-4254 | 138 | | 462 | 209-7463 | 148 |
| 206-1799 | 625 | 207-4257 | 170 | | 463 | 209-7464 | 138 |
| 206-1800 | 560 | 207-4258 | 138 | | 464 | 209-7465 | 161 |
| | 561 | 207-5962 | 170 | | 465 | | 162 |
| | ▶587 | 208-0321 | 138 | | 466 | 209-7466 | 169 |
| 206-1801 | ▶555 | 208-0322 | 148 | | 467 | 209-7472 | 148 |
| | 562 | 208-5232 | 471 | | 468 | 209-7473 | 148 |
| 206-1803 | 555 | | 472 | | 469 | 209-9219 | 15 |
| | 587 | | 473 | | 470 | 209-9875 | 138 |
| 206-1804 | 555 | | 474 | | 479 | 209-9882 | 138 |
| | 587 | 208-5234 | 491 | | 480 | | ▶148 |
| 206-1805 | 555 | | 492 | | 481 | 209-9883 | 138 |
| | 587 | | 493 | | 482 | 209-9884 | 138 |
| 206-1806 | 555 | | 494 | | 483 | | ▶159 |
| | 587 | 208-5235 | 451 | | 484 | 209-9885 | 138 |
| 206-1807 | 555 | | 452 | | 485 | | ▶160 |

PART NUMBER INDEX

| Part | Page | Part | Page | Part | Page | Part | Page |
|----------|------|----------|------|----------|------|----------|------|
| 209-9886 | 138 | 210-7666 | 557 | 211-4259 | ▶134 | 212-7291 | 264 |
| 209-9887 | 138 | | 589 | | 249 | 213-0139 | 109 |
| 209-9930 | 1 | 210-7773 | 360 | 211-4260 | ▶122 | 213-1881 | 234 |
| | 2 | 210-8363 | 555 | | 419 | 213-1884 | 234 |
| | 3 | | ▶557 | 211-4262 | ▶125 | 213-1887 | 234 |
| | ▶393 | 210-8364 | 587 | | 401 | 213-1888 | 625 |
| 209-9937 | ▶249 | | ▶589 | 211-4267 | ▶106 | 213-1889 | 234 |
| 210-0074 | 326 | 210-8401 | 557 | | 152 | 213-1891 | ▶234 |
| | 362 | 210-8402 | 589 | 211-4268 | ▶109 | | 560 |
| 210-0075 | 326 | 210-8754 | 595 | | 562 | | 561 |
| 210-0082 | 326 | 211-0052 | 128 | 211-4269 | ▶123 | | 562 |
| 210-3097 | 140 | 211-0071 | 562 | | 560 | | 566 |
| 210-3098 | 140 | | ▶598 | | 561 | | 567 |
| 210-3099 | 140 | 211-0072 | 560 | 211-4271 | 561 | 213-2491 | 260 |
| 210-3100 | 140 | | 561 | | 562 | 213-4222 | 170 |
| 210-3106 | 140 | | ▶597 | | 566 | 213-4616 | 262 |
| 210-5924 | 138 | 211-0073 | ▶154 | | 567 | 213-4620 | 262 |
| | ▶169 | | 171 | 211-4277 | ▶94 | 213-4622 | 260 |
| 210-5931 | 169 | 211-0092 | 150 | | 560 | 213-4624 | 260 |
| 210-5932 | 158 | 211-0705 | 562 | | 561 | 213-4625 | 260 |
| | 159 | | ▶574 | | 562 | 213-6040 | 115 |
| | 160 | 211-1381 | 574 | | 566 | 213-6049 | 94 |
| 210-5937 | 138 | 211-2660 | 557 | | 567 | 213-6051 | 628 |
| 210-5942 | 138 | | 589 | 211-4285 | 4 | | 640 |
| 210-5946 | 138 | 211-2661 | 555 | | ▶74 | 213-6055 | 109 |
| 210-5947 | 138 | | 587 | 211-4286 | ▶76 | | 123 |
| 210-5948 | 52 | 211-3207 | 313 | 211-4292 | ▶96 | 213-6060 | 107 |
| 210-5949 | ▶52 | 211-3208 | 313 | 211-4348 | 327 | 213-6069 | 2 |
| 210-5951 | 43 | 211-3546 | 4 | 211-5182 | 4 | | 3 |
| | ▶48 | | ▶243 | | ▶403 | 213-6088 | 74 |
| 210-5953 | 52 | 211-3580 | 327 | 211-6571 | 152 | 213-6089 | 74 |
| 210-5954 | 52 | 211-3581 | 327 | | ▶224 | 213-6091 | 76 |
| 210-5955 | 52 | 211-3583 | 327 | 211-6735 | 138 | 213-6092 | 76 |
| 210-6139 | 48 | 211-3607 | 288 | 211-6752 | 172 | 213-6094 | 74 |
| 210-6141 | 48 | | ▶327 | 211-6753 | 181 | 213-6095 | 122 |
| 210-6240 | ▶226 | 211-3649 | ▶228 | 211-7601 | 1 | 213-6096 | 136 |
| | 288 | 211-3688 | 321 | | 2 | 213-6682 | 275 |
| 210-6475 | 563 | 211-3689 | 321 | | 3 | | 423 |
| 210-6491 | 577 | 211-3783 | 234 | | ▶301 | 213-6683 | 423 |
| 210-6807 | 5 | 211-4240 | ▶127 | 211-7602 | 1 | 213-6687 | 397 |
| 210-7075 | 2 | | 560 | | 2 | 213-6690 | 397 |
| 210-7076 | 1 | | 561 | | 3 | 213-6691 | 397 |
| | 3 | | 562 | | ▶337 | 213-6692 | 1 |
| | ▶264 | | 566 | 211-7766 | 337 | | 2 |
| 210-7081 | 2 | | 567 | 211-7767 | 337 | | 3 |
| | 3 | 211-4241 | ▶112 | 211-9286 | 166 | | ▶397 |
| | ▶275 | | 560 | 212-0061 | 344 | 213-6693 | 393 |
| 210-7082 | 1 | | 561 | 212-0770 | 166 | 213-6695 | 406 |
| | 3 | | 562 | 212-0862 | 127 | | 423 |
| | ▶277 | | 566 | 212-0907 | 260 | 213-6696 | 423 |
| 210-7087 | 2 | | 567 | | 265 | 213-6697 | 423 |
| | 3 | 211-4245 | ▶115 | | 275 | 213-6698 | 397 |
| | ▶260 | | 560 | 212-0929 | 277 | 213-6700 | 1 |
| 210-7088 | 1 | | 561 | 212-1490 | 265 | | 2 |
| | 3 | | 562 | 212-1493 | 275 | | ▶406 |
| | ▶262 | | 566 | 212-3416 | 112 | 213-6702 | 239 |
| 210-7097 | ▶267 | | 567 | | 557 | 213-6703 | 397 |
| | 419 | 211-4248 | 4 | | 589 | 213-6723 | 397 |
| 210-7098 | ▶278 | | ▶119 | 212-5702 | 163 | 213-9273 | ▶4 |
| | 421 | 211-4251 | 4 | 212-5712 | 218 | 213-9287 | 4 |
| 210-7302 | 140 | | ▶132 | | 219 | 213-9300 | 4 |
| 210-7305 | 140 | 211-4253 | 89 | 212-5713 | 140 | | ▶401 |
| 210-7664 | 589 | | ▶591 | 212-6215 | 188 | 213-9314 | ▶44 |
| 210-7665 | 557 | 211-4254 | ▶136 | 212-6264 | 338 | | 562 |
| | 589 | | 171 | 212-6708 | 264 | 214-0592 | 388 |

PART NUMBER INDEX

| Part | Page | Part | Page | Part | Page | Part | Page |
|----------|------|----------|------|----------|------|----------|------|
| 214-0973 | 5 | 214-6471 | 267 | 216-3351 | 250 | 216-8822 | 498 |
| | ▶25 | 214-6475 | 267 | | 252 | | 502 |
| 214-2000 | 4 | 214-6480 | 267 | 216-3358 | 250 | | ▶505 |
| | ▶238 | 214-6879 | 267 | | 252 | 216-8826 | ▶426 |
| 214-2001 | 238 | 214-6897 | 267 | 216-3368 | 250 | | 498 |
| 214-2202 | 4 | 214-6902 | 4 | | 252 | | 500 |
| | ▶43 | | ▶5 | 216-3712 | 518 | 216-8829 | 426 |
| 214-2550 | ▶3 | 214-6999 | 403 | 216-4457 | 148 | 216-8839 | 425 |
| 214-2553 | ▶1 | 214-7043 | 403 | 216-4458 | 148 | 216-8843 | 425 |
| 214-3254 | 228 | 214-7407 | 48 | 216-4461 | 148 | 216-9068 | 127 |
| | 230 | | ▶54 | 216-4464 | 148 | 216-9069 | 127 |
| 214-3647 | 48 | 214-7457 | 48 | 216-4465 | 148 | 216-9497 | 150 |
| 214-3735 | 598 | 214-7458 | 48 | 216-4466 | 148 | 216-9498 | 148 |
| 214-3736 | 598 | 214-7524 | 171 | 216-4467 | 148 | | ▶150 |
| 214-3737 | 598 | | ▶188 | 216-4473 | 174 | 217-0055 | 419 |
| 214-3738 | 598 | 215-1242 | 619 | 216-4475 | 152 | | 421 |
| 214-3739 | 598 | 215-1942 | 260 | | ▶174 | 217-1577 | 419 |
| 214-3740 | ▶156 | | 265 | 216-4476 | 171 | | 421 |
| | 171 | | 267 | | ▶174 | 217-2308 | 48 |
| 214-3742 | 628 | | 275 | 216-4740 | ▶152 | 217-2345 | 163 |
| | 640 | 215-2023 | 138 | | 171 | 217-2346 | 163 |
| 214-3745 | 154 | 215-2445 | ▶331 | 216-5332 | 288 | 217-2347 | 218 |
| 214-3751 | 43 | | 365 | | ▶308 | | 219 |
| | ▶46 | 215-3373 | 517 | 216-5515 | 148 | 217-2349 | 218 |
| 214-3753 | 46 | 215-3507 | 44 | 216-5981 | 241 | | 219 |
| 214-3755 | ▶3 | 215-3881 | 224 | 216-6295 | 419 | 217-2617 | 294 |
| 214-3758 | ▶2 | 215-3884 | 224 | | 421 | 217-2699 | 294 |
| 214-3763 | 628 | 215-7453 | 315 | 216-6891 | 62 | 217-2868 | 148 |
| | 640 | 215-7454 | 315 | 216-6892 | 62 | 217-2877 | 159 |
| 214-4281 | 403 | 215-7457 | 278 | 216-6945 | 48 | | ▶161 |
| 214-4285 | 403 | 215-7460 | 278 | 216-7473 | 138 | 217-2878 | 160 |
| 214-4293 | 591 | 215-7619 | 315 | 216-8314 | 11 | | ▶162 |
| 214-4302 | 572 | 215-8196 | 619 | 216-8634 | 21 | 217-2879 | 159 |
| | ▶573 | 215-8934 | 267 | 216-8687 | 150 | | 160 |
| 214-4691 | 136 | 215-9448 | 406 | 216-8689 | 150 | 217-2880 | 148 |
| 214-4692 | 106 | | 423 | 216-8691 | 150 | 217-2883 | 138 |
| 214-4693 | 112 | 215-9478 | 506 | 216-8700 | 150 | 217-2885 | 138 |
| 214-4694 | 127 | | ▶517 | 216-8762 | 500 | 217-2914 | 140 |
| 214-4695 | 109 | 215-9515 | 62 | | ▶502 | 217-3311 | 267 |
| | 123 | 215-9690 | 406 | 216-8778 | 502 | 217-3312 | 265 |
| 214-4698 | 94 | | 423 | | 504 | | 275 |
| 214-4700 | 94 | 216-0909 | ▶645 | 216-8780 | 502 | 217-3875 | 356 |
| 214-4702 | 127 | 216-0928 | 506 | | 504 | 217-5364 | 112 |
| 214-4703 | 123 | | ▶518 | 216-8781 | 502 | 217-5776 | 275 |
| 214-4704 | 112 | 216-1600 | 163 | | 504 | 217-8058 | 221 |
| 214-4706 | 365 | 216-1601 | 170 | 216-8794 | 505 | 217-8195 | 224 |
| 214-4709 | 642 | 216-1602 | 158 | 216-8796 | 505 | 217-8197 | 224 |
| 214-4710 | 134 | 216-1604 | 163 | 216-8800 | 427 | 217-8432 | 591 |
| | 291 | 216-1606 | 170 | | ▶495 | 217-8763 | 260 |
| 214-4716 | 115 | 216-1608 | 140 | 216-8801 | 428 | | 275 |
| 214-4717 | 127 | 216-1609 | 140 | | ▶496 | 217-9672 | 152 |
| 214-4718 | 109 | | ▶158 | 216-8802 | 495 | | ▶241 |
| 214-4722 | 112 | 216-1610 | 140 | | ▶503 | 218-0235 | 622 |
| 214-4723 | 127 | | ▶170 | | 504 | 218-0666 | 555 |
| 214-4740 | 53 | 216-1612 | 163 | 216-8803 | ▶425 | | 587 |
| 214-4745 | 53 | | ▶218 | | 495 | 218-0745 | ▶394 |
| 214-4746 | 53 | 216-1613 | 163 | | 496 | | 401 |
| 214-4747 | 53 | | ▶219 | 216-8804 | 426 | 218-2373 | 389 |
| 214-4749 | ▶53 | 216-2267 | 189 | 216-8805 | 426 | 218-4854 | 634 |
| 214-4754 | 238 | | 195 | 216-8811 | 496 | 218-4856 | 634 |
| 214-5097 | 138 | 216-2777 | 338 | | ▶504 | 218-6091 | 323 |
| 214-5950 | 288 | 216-2778 | 338 | 216-8820 | 428 | 218-9984 | 154 |
| | ▶321 | 216-3315 | ▶171 | | ▶498 | 219-0302 | 646 |
| 214-6143 | 419 | 216-3316 | ▶171 | 216-8821 | 429 | 219-0343 | 594 |
| | 421 | 216-3350 | 252 | | ▶500 | 219-1893 | 265 |

PART NUMBER INDEX

| Part | Page | Part | Page | Part | Page | Part | Page |
|----------|------|----------|------|----------|------|----------|------|
| 219-3273 | 82 | 219-8834 | 218 | 220-8226 | 215 | | 364 |
| 219-3379 | ▶451 | 219-8835 | 219 | 220-8631 | 20 | 222-7091 | 5 |
| | 475 | 219-8836 | 163 | 221-0811 | 152 | | ▶37 |
| 219-3380 | ▶452 | 219-8839 | 140 | | ▶166 | 222-7379 | ▶506 |
| 219-3381 | ▶453 | 219-9482 | 456 | 221-4260 | ▶519 | 222-7411 | 518 |
| 219-3382 | ▶454 | | 457 | | 520 | 222-7464 | 506 |
| 219-3383 | ▶455 | 219-9483 | 440 | 221-4263 | 552 | | ▶509 |
| 219-3384 | ▶456 | | 458 | 221-4265 | ▶351 | 223-2028 | 582 |
| | 476 | | 462 | | 519 | 223-2029 | 584 |
| 219-3385 | ▶457 | | 467 | 221-4267 | 519 | 223-2030 | 630 |
| 219-3386 | ▶458 | | 481 | | ▶552 | | 632 |
| 219-3387 | ▶459 | | 487 | | 553 | | 636 |
| 219-3388 | ▶460 | 219-9484 | 441 | 221-4271 | 396 | | 638 |
| 219-3389 | ▶461 | | 459 | 221-4272 | 396 | 223-3353 | 267 |
| 219-3390 | ▶462 | | 463 | | 525 | | 278 |
| 219-3391 | ▶463 | | 468 | | 526 | 223-3356 | 260 |
| 219-3392 | ▶464 | | 482 | | 527 | | 262 |
| 219-3393 | ▶465 | | 488 | | 528 | 223-3360 | 264 |
| 219-3394 | ▶466 | 219-9485 | 442 | | 539 | | 275 |
| | 477 | | 460 | | 540 | | 277 |
| 219-3395 | ▶467 | | 464 | | 541 | 223-3926 | 419 |
| 219-3396 | ▶468 | | 469 | | 542 | | 421 |
| 219-3397 | ▶469 | | 483 | | 543 | 223-3962 | 236 |
| 219-3398 | ▶470 | | 489 | | 544 | 223-3964 | 237 |
| 219-3399 | ▶471 | 219-9486 | 443 | | 545 | 223-3965 | ▶236 |
| | 478 | | 461 | | 546 | | 566 |
| 219-3400 | ▶472 | | 465 | | 547 | | 567 |
| 219-3401 | ▶473 | | 470 | | 548 | 223-3966 | ▶237 |
| 219-3402 | ▶474 | | 484 | | 549 | | 560 |
| 219-3410 | ▶475 | | 490 | | 551 | | 561 |
| 219-3411 | ▶476 | 219-9488 | 453 | 221-4276 | ▶396 | | 562 |
| 219-3412 | ▶477 | 219-9491 | 472 | | 519 | 223-4546 | 236 |
| 219-3413 | ▶478 | 219-9492 | 473 | | 520 | | 237 |
| 219-6281 | 557 | 219-9493 | 466 | 221-4282 | 519 | 223-4713 | ▶386 |
| | 589 | 219-9495 | 474 | | 521 | | 560 |
| 219-6283 | 557 | 219-9496 | 471 | | 525 | | 566 |
| 219-6284 | 557 | 220-0235 | 301 | 221-4283 | 519 | | 567 |
| | 589 | 220-0269 | 250 | | 522 | 223-4715 | ▶387 |
| 219-6285 | 557 | | 252 | | 526 | | 561 |
| | 589 | 220-0738 | 234 | 221-4284 | 520 | | 562 |
| 219-6286 | 557 | | 577 | | 523 | 223-4960 | 5 |
| | 589 | | 579 | | 527 | | ▶58 |
| 219-6287 | 557 | 220-1012 | 393 | 221-4285 | 520 | 223-8263 | 642 |
| | 589 | 220-1018 | 419 | | 524 | 223-8995 | 55 |
| 219-6288 | 557 | | 421 | | 528 | 224-2147 | 579 |
| | 589 | 220-1019 | 406 | 221-4295 | 351 | 224-2149 | 579 |
| 219-6292 | 557 | 220-2000 | 642 | | 353 | 224-4527 | 396 |
| | 589 | 220-2001 | 642 | 221-4296 | 351 | | 525 |
| 219-6294 | 557 | 220-3251 | 252 | | 353 | | 526 |
| | 589 | 220-3398 | 202 | 221-4297 | 351 | | 527 |
| 219-8751 | 148 | 220-3469 | 146 | 221-4314 | 259 | | 528 |
| 219-8752 | 148 | 220-3470 | 146 | 221-4315 | 351 | | 539 |
| 219-8753 | 148 | 220-3762 | 557 | | 423 | | 540 |
| 219-8754 | 148 | 220-3785 | 567 | 221-4316 | 351 | | 541 |
| 219-8755 | 148 | | ▶581 | 221-4322 | 423 | | 542 |
| 219-8756 | 148 | 220-3790 | 609 | 222-1395 | 260 | | 543 |
| 219-8757 | 148 | | 616 | 222-1801 | 233 | | 544 |
| 219-8758 | 148 | | 617 | 222-1802 | 233 | | 545 |
| 219-8759 | 148 | 220-3791 | 609 | 222-4067 | 360 | | 546 |
| 219-8783 | 169 | | 616 | 222-4732 | 313 | | 547 |
| 219-8795 | 138 | | 617 | 222-5171 | 419 | | 548 |
| | 140 | 220-3793 | 609 | | 421 | | 549 |
| 219-8798 | 138 | 220-5530 | 241 | 222-5622 | ▶333 | | 551 |
| 219-8799 | 140 | 220-5974 | 289 | | 365 | 224-5917 | 62 |
| 219-8802 | 140 | 220-8209 | 598 | 222-5623 | ▶335 | 224-6232 | ▶519 |

PART NUMBER INDEX

| Part | Page | Part | Page | Part | Page | Part | Page |
|----------|------|----------|------|----------|------|----------|------|
| 224-6233 | ▶519 | 225-5963 | 34 | 226-4365 | 140 | 227-7448 | 56 |
| 224-6234 | ▶520 | 225-5967 | 7 | | 159 | 227-7449 | 56 |
| 224-6235 | ▶520 | 225-6004 | 26 | | 160 | 227-8378 | ▶391 |
| 224-6237 | ▶259 | 225-6005 | 26 | 226-4366 | 140 | | 401 |
| | 521 | 225-6041 | 26 | | 159 | 228-3469 | 260 |
| | 522 | 225-6451 | 9 | | 160 | 228-3509 | ▶269 |
| | 523 | 225-6455 | 9 | 226-4367 | 140 | | 401 |
| | 524 | 225-6456 | 9 | 226-4370 | 140 | 228-3581 | 296 |
| | 529 | 225-6461 | 9 | | 159 | | 299 |
| | 530 | 225-6464 | 9 | | 160 | 228-8017 | 277 |
| | 531 | 225-6477 | 9 | 226-5540 | ▶270 | 228-8062 | 275 |
| | 532 | 225-6478 | 9 | | 495 | 228-9129 | ▶68 |
| | 533 | 225-6479 | 9 | | 496 | | 69 |
| | 534 | 225-6517 | 9 | | 498 | 228-9130 | 68 |
| | 535 | 225-6522 | 9 | | 500 | 228-9132 | 68 |
| | 536 | 225-6817 | 40 | 226-5633 | 338 | 228-9572 | 262 |
| | 537 | 225-6818 | 40 | 226-5634 | 338 | 229-0298 | 634 |
| | 538 | 225-6820 | 40 | 226-5635 | 581 | 229-0300 | 563 |
| | 550 | 225-7738 | 50 | 226-7164 | 112 | | ▶634 |
| 224-6250 | 502 | 225-7739 | 50 | 226-8202 | 267 | 229-0305 | 634 |
| | 504 | 225-7741 | 50 | | 278 | 229-0306 | 642 |
| 224-7830 | 291 | 225-7772 | 11 | 226-9167 | 89 | 229-0308 | 634 |
| | 329 | 225-7781 | 11 | 226-9169 | 89 | 229-0309 | 634 |
| 224-8945 | 646 | 225-7941 | 41 | 226-9270 | 89 | 229-0310 | 634 |
| 224-9473 | 5 | 225-7944 | 13 | 226-9629 | 389 | 229-4896 | 9 |
| | ▶55 | | 41 | 226-9747 | ▶286 | | 573 |
| 225-0041 | 646 | 225-7959 | 136 | | 288 | 229-5085 | 159 |
| 225-0060 | 234 | 225-7970 | 127 | 226-9764 | 419 | | 160 |
| 225-0313 | 646 | 225-7988 | 118 | | 421 | 229-5092 | 158 |
| 225-3145 | 73 | 225-7992 | 125 | 227-1057 | 112 | | 159 |
| 225-4150 | 645 | 225-7994 | ▶83 | | 115 | | 160 |
| 225-4317 | 6 | | 85 | | 127 | 229-5093 | 150 |
| | ▶30 | 225-7995 | ▶85 | | 221 | 229-5535 | 510 |
| 225-4323 | 89 | 225-7997 | 127 | | 566 | 229-5745 | 402 |
| | ▶97 | 225-8016 | 50 | | 567 | 229-6052 | 595 |
| 225-4324 | 97 | 225-8017 | 1 | 227-1148 | 275 | 229-7226 | ▶510 |
| 225-4326 | 97 | | 3 | | 277 | 229-7227 | ▶511 |
| 225-5436 | 28 | | ▶79 | 227-1184 | 342 | 229-7356 | 573 |
| 225-5437 | 28 | 225-8019 | 50 | | 345 | 229-8253 | 511 |
| 225-5438 | 28 | 225-8227 | 403 | 227-1185 | 342 | 229-8743 | ▶559 |
| 225-5439 | 28 | 225-8278 | 21 | 227-1186 | 378 | | 591 |
| 225-5441 | 28 | 225-8281 | 21 | | 379 | 229-8911 | 278 |
| 225-5451 | 28 | 225-8282 | 21 | | 382 | 229-9382 | 282 |
| 225-5453 | 28 | 225-8287 | 21 | | 383 | 229-9855 | 74 |
| 225-5454 | 28 | 225-8329 | 38 | | 384 | 230-2389 | 146 |
| 225-5458 | 28 | 225-8524 | 59 | | 385 | 230-2390 | 146 |
| 225-5459 | 28 | 225-8526 | 59 | 227-1189 | 344 | 230-2510 | 250 |
| 225-5493 | 16 | 225-8533 | 59 | 227-1191 | 372 | | 252 |
| 225-5494 | 16 | 225-8534 | 59 | | 380 | 230-2610 | 156 |
| 225-5495 | 16 | 225-8536 | 59 | | 383 | 230-3038 | 252 |
| 225-5496 | 16 | 225-8848 | 23 | | 385 | 230-3809 | 140 |
| 225-5498 | 16 | 225-8858 | 13 | 227-1192 | 345 | 230-3810 | 141 |
| 225-5499 | 16 | 226-0291 | 234 | 227-1193 | 345 | 230-3811 | 141 |
| 225-5501 | 17 | | 649 | 227-1194 | 345 | 230-4011 | 128 |
| 225-5502 | 17 | 226-0420 | ▶247 | 227-1197 | 342 | 230-5579 | 267 |
| 225-5625 | 34 | | 323 | 227-1202 | 366 | 230-5580 | 267 |
| 225-5629 | 34 | 226-0449 | 55 | 227-3703 | 286 | 230-5739 | ▶140 |
| 225-5634 | 34 | 226-1242 | 646 | 227-5509 | 390 | | 152 |
| 225-5638 | 34 | 226-2333 | 89 | 227-5556 | 234 | 230-5743 | ▶138 |
| 225-5640 | 34 | 226-2334 | 89 | 227-5571 | 289 | | 152 |
| 225-5959 | 18 | 226-4192 | 166 | 227-7373 | 2 | 230-6368 | 74 |
| | 34 | 226-4346 | 158 | | 3 | | 76 |
| 225-5960 | 34 | | 159 | | ▶79 | 230-7300 | 6 |
| 225-5961 | 34 | | 160 | 227-7374 | ▶80 | | ▶19 |
| 225-5962 | 34 | 226-4364 | 140 | | 591 | 230-7353 | 6 |

PART NUMBER INDEX

| Part | Page | Part | Page | Part | Page | Part | Page |
|----------|------|----------|------|----------|------|----------|------|
| | ▶33 | 232-2687 | ▶428 | 232-7599 | 13 | 233-6721 | 174 |
| 230-7355 | 6 | 232-2688 | ▶428 | 232-7600 | 13 | 233-6738 | 171 |
| | ▶50 | 232-2689 | ▶429 | 232-7603 | 13 | | ▶174 |
| 230-7569 | 6 | 232-2690 | 428 | 232-7604 | ▶13 | 233-7132 | 200 |
| | ▶31 | | 429 | | 15 | | ▶202 |
| 230-7578 | 6 | 232-2725 | 65 | 232-7606 | 6 | 233-7432 | 6 |
| | ▶38 | 232-2726 | 65 | | ▶15 | | ▶23 |
| 230-8094 | 26 | 232-2735 | 509 | 233-0859 | 498 | 233-7977 | 125 |
| 230-8989 | 65 | 232-2752 | 479 | | 500 | 233-9530 | 73 |
| 230-8995 | 65 | 232-2753 | 480 | 233-2571 | 269 | 233-9531 | 73 |
| 230-8996 | 65 | 232-2754 | 481 | 233-2576 | 271 | 233-9532 | 73 |
| 230-8997 | 65 | 232-2755 | 482 | | 273 | 234-1981 | 55 |
| 230-8998 | 65 | 232-2756 | 483 | 233-2579 | 269 | | ▶56 |
| 230-9127 | 9 | 232-2757 | 484 | 233-2582 | 271 | 234-2622 | 55 |
| 230-9144 | 9 | 232-2758 | 485 | | 273 | 234-3030 | 59 |
| 230-9357 | 270 | 232-2759 | 486 | 233-2583 | 279 | 234-4328 | ▶91 |
| 231-0033 | 6 | 232-2760 | 487 | 233-2584 | 269 | | 94 |
| | ▶39 | 232-2761 | 488 | 233-2585 | 271 | 234-4329 | ▶92 |
| 231-0046 | 31 | 232-2762 | 489 | | 273 | | 94 |
| 231-0149 | 6 | 232-2763 | 490 | | 279 | 234-6927 | 360 |
| | ▶8 | 232-2865 | 236 | 233-2588 | 271 | 234-7730 | 91 |
| 231-0670 | 151 | | 237 | | 273 | | 92 |
| 231-0671 | 151 | 232-2869 | 236 | 233-2589 | 279 | 234-7731 | 91 |
| 231-0692 | ▶151 | | 237 | 233-2594 | 271 | | 92 |
| | 163 | 232-2870 | 236 | | 273 | 234-8815 | 360 |
| 231-0693 | 151 | | 237 | 233-2595 | 279 | 235-0128 | 61 |
| 231-0694 | 151 | 232-3126 | 64 | 233-2603 | 271 | 235-1790 | 65 |
| 231-0695 | 151 | | 65 | | 273 | 235-5363 | 58 |
| 231-0696 | 151 | 232-3149 | 65 | | 279 | 235-5729 | 296 |
| 231-0697 | 151 | 232-3157 | 65 | 233-2606 | 269 | | 299 |
| 231-0698 | 140 | 232-3274 | 65 | | 279 | 235-5843 | 360 |
| 231-0699 | 140 | 232-3277 | 340 | 233-2607 | 271 | 235-7091 | 311 |
| 231-0700 | 161 | 232-3657 | 21 | | 273 | 235-8528 | 327 |
| 231-0701 | 162 | 232-3666 | 21 | 233-2610 | 269 | 235-8747 | 119 |
| 231-0703 | 159 | 232-3670 | 6 | | 279 | 236-1583 | 154 |
| | 160 | | ▶21 | 233-2611 | 271 | | 156 |
| 231-2808 | 313 | 232-3722 | ▶40 | | 273 | 236-1673 | 65 |
| 231-2809 | 313 | | 41 | 233-2613 | 279 | 236-1674 | 65 |
| 231-2865 | 555 | 232-3751 | 13 | 233-2614 | 271 | 236-5753 | 344 |
| 231-3052 | 82 | | 41 | | 273 | 236-6651 | 37 |
| 231-3054 | 82 | 232-4636 | 649 | 233-2615 | 271 | 236-6923 | 109 |
| 231-3528 | 315 | 232-4706 | 112 | | 273 | 236-8238 | 6 |
| 231-3540 | 264 | 232-6204 | 6 | 233-2616 | 279 | | ▶20 |
| | 265 | | ▶32 | 233-2622 | 279 | 237-0024 | 6 |
| 231-4784 | 313 | 232-6661 | 6 | 233-2623 | 271 | | ▶105 |
| 231-4785 | 313 | | ▶81 | | 273 | 237-0025 | 6 |
| 231-9356 | 112 | 232-6662 | 81 | 233-2631 | 279 | | ▶26 |
| 231-9358 | 647 | 232-7400 | 11 | 233-3757 | 495 | 237-0769 | 9 |
| 231-9361 | 645 | 232-7439 | 6 | | 496 | 237-0944 | 239 |
| 231-9363 | 243 | | ▶11 | 233-3784 | 11 | 237-0945 | 239 |
| 232-0252 | 311 | 232-7440 | 13 | 233-3785 | 11 | 237-0975 | 58 |
| 232-1322 | 16 | 232-7442 | 6 | 233-3786 | 11 | 237-2799 | 59 |
| | 32 | | ▶28 | 233-3788 | 11 | 237-3658 | 6 |
| 232-1323 | 65 | 232-7449 | 15 | 233-3789 | 11 | | ▶24 |
| 232-1328 | 65 | 232-7454 | 13 | 233-3790 | 11 | 237-3786 | 59 |
| 232-1545 | 136 | 232-7519 | ▶16 | 233-5165 | 419 | 237-3791 | 59 |
| 232-1793 | 65 | | 17 | | 421 | 237-3794 | 59 |
| 232-1794 | 65 | 232-7524 | 6 | 233-5166 | 419 | 237-3797 | 360 |
| 232-2681 | ▶427 | | ▶17 | | 421 | 237-3921 | 59 |
| 232-2682 | ▶427 | 232-7526 | 6 | 233-5167 | 419 | 237-3922 | 59 |
| 232-2683 | ▶427 | | ▶34 | | 421 | 237-3943 | 619 |
| 232-2684 | ▶427 | 232-7528 | 6 | 233-5169 | 419 | | 622 |
| 232-2685 | 427 | | ▶7 | | 421 | 237-4157 | 56 |
| | ▶428 | 232-7596 | 13 | 233-5260 | 579 | 237-4894 | 108 |
| 232-2686 | ▶428 | 232-7597 | 13 | 233-6592 | 224 | 237-4896 | 6 |

PART NUMBER INDEX

| Part | Page | Part | Page | Part | Page | Part | Page |
|--------------------|------|--------------------|------|--------------------|------|--------------------|------|
| | ▶108 | 241-0891 | 416 | 246-2671 | 127 | | ▶417 |
| 237-5330 | 239 | | 417 | 246-2718 | 246 | 247-7631 | 239 |
| 237-9349 | 416 | 241-0892 | 416 | 246-5293 | ▶313 | 247-7798 | 9 |
| 237-9355 | 416 | | 417 | | 401 | 247-8179 | 586 |
| 237-9356 | 416 | 241-4275 | 62 | 246-5295 | ▶340 | 247-8199 | 129 |
| | 417 | 241-6225 | 294 | | 401 | 248-0395 | 246 |
| 238-2799 | 6 | 241-6226 | 294 | 246-8038 | 134 | 248-2214 | ▶82 |
| | ▶41 | 241-8448 | 294 | | 291 | 248-2257 | 391 |
| 238-4626 | 347 | | 296 | 246-8042 | 2 | 248-2272 | 391 |
| 238-4628 | 390 | | 299 | | 3 | 248-2273 | 391 |
| 238-5254 | 138 | 242-9514 | 267 | | ▶87 | 248-2284 | 559 |
| 238-5255 | 138 | 242-9515 | 267 | 246-8044 | 89 | | 604 |
| 238-5256 | 159 | 242-9751 | 44 | 246-8045 | ▶89 | 248-2575 | 486 |
| | 160 | | 45 | 246-8046 | 591 | 248-2707 | 61 |
| 238-5289 | 140 | 243-0062 | 605 | 246-8051 | 119 | 248-2709 | 575 |
| | ▶163 | 243-0063 | 605 | 246-8052 | 136 | 248-2710 | 402 |
| 238-5291 | 140 | 243-2276 | 269 | 246-8053 | 74 | 248-2714 | 582 |
| 238-5292 | 140 | 243-3593 | 619 | 246-8478 | ▶315 | | 584 |
| 238-5293 | 140 | 243-3594 | 619 | | 364 | 248-3231 | 55 |
| 238-5294 | 140 | 243-3595 | 619 | 246-9113 | 265 | 248-3290 | 189 |
| 238-7492 | 109 | 243-6523 | 362 | | 275 | | 195 |
| 238-7567 | 179 | 244-1085 | 243 | 246-9309 | 1 | 248-4274 | 354 |
| 238-8671 | 65 | 244-3106 | 119 | | 2 | 248-4275 | 354 |
| 238-9192 | 55 | 244-3113 | 234 | | 3 | 248-4276 | 354 |
| 238-9397 | 119 | 244-3837 | 269 | | ▶354 | 248-4277 | 354 |
| 238-9546 | 407 | 244-3838 | 269 | 246-9321 | 3 | 248-5025 | 562 |
| | 409 | 244-3957 | 340 | | ▶303 | | ▶572 |
| | 411 | 244-7614 | 243 | 246-9322 | 1 | 248-5026 | 572 |
| | 413 | 244-8826 | 271 | | 2 | 248-5547 | 303 |
| | 414 | | 273 | | ▶305 | 248-5711 | 4 |
| | 415 | | 279 | 246-9330 | 239 | | ▶645 |
| 238-9547 | 407 | 245-1223 | 245 | 246-9802 | 249 | 249-0953 | 265 |
| | 414 | 245-4827 | 167 | | ▶329 | 249-0974 | 41 |
| | ▶416 | | 168 | 247-0144 | 50 | 249-2482 | 577 |
| 239-1080 | 112 | 245-4914 | 246 | 247-0320 | 291 | 249-2707 | 572 |
| | ▶624 | 245-5728 | 243 | | 329 | 249-3124 | 390 |
| 239-1416 | 409 | | ▶245 | 247-1080 | 243 | 249-3125 | 390 |
| | 415 | 245-6098 | 4 | 247-1384 | 54 | 249-3818 | 294 |
| | 417 | | ▶70 | 247-1385 | 54 | 249-4020 | 313 |
| 239-1434 | 61 | 245-6101 | 70 | 247-1947 | ▶479 | 249-4021 | 313 |
| 239-1435 | 61 | 245-6103 | 70 | 247-1948 | ▶480 | 249-4022 | 313 |
| 239-2270 | 5 | 245-6104 | 70 | 247-1949 | ▶481 | 249-4023 | 313 |
| 239-4232 | 340 | | ▶71 | 247-1950 | ▶482 | 249-4024 | 313 |
| 239-4235 | 340 | 245-6105 | 71 | 247-1951 | ▶483 | 249-4034 | 315 |
| 239-6989 | 645 | | ▶72 | 247-1952 | ▶484 | 249-4035 | 315 |
| 239-9271 | 89 | 245-6107 | 72 | 247-1953 | ▶485 | 249-5046 | 37 |
| 239-9272 | 89 | 245-6108 | 70 | 247-1954 | ▶486 | 249-5276 | 174 |
| 239-9427 | 305 | 245-6109 | 227 | 247-1955 | ▶487 | 249-5295 | 37 |
| 239-9429 | 646 | 245-8765 | ▶350 | 247-1956 | ▶488 | 249-5297 | 37 |
| 239-9435 | 397 | | 364 | 247-1957 | ▶489 | 249-5512 | 55 |
| 240-4639 | 74 | | 365 | 247-1958 | ▶490 | 249-5652 | 591 |
| | 76 | 245-8766 | 350 | 247-3267 | ▶309 | 249-7912 | ▶294 |
| 240-5571 | 65 | 245-8769 | ▶285 | | 419 | 249-9226 | 65 |
| 240-6866 | 347 | | 364 | | 421 | 249-9312 | 572 |
| 240-7094 | 646 | 245-8777 | 288 | 247-4001 | 58 | 249-9328 | ▶232 |
| 240-7194 | 17 | | ▶360 | 247-4884 | 64 | 249-9329 | 232 |
| 241-0037 | 248 | 245-8778 | 360 | 247-4885 | 6 | 249-9330 | 232 |
| 241-0888 | 407 | 245-8780 | 291 | | ▶64 | 250-0658 | 301 |
| | 409 | | 329 | 247-5361 | 5 | 250-0741 | 239 |
| | 411 | | ▶390 | | ▶62 | 250-0804 | 301 |
| 241-0889 | 407 | 245-9828 | 19 | 247-6118 | 648 | 250-1448 | 121 |
| | 409 | 246-1163 | 9 | 247-6296 | 243 | 250-1878 | 246 |
| | 411 | 246-2582 | 6 | 247-7054 | 356 | 250-2314 | 54 |
| 241-0890 | 416 | | ▶9 | 247-7555 | 411 | 250-3330 | 246 |
| | 417 | 246-2641 | 645 | | 413 | 250-3331 | 243 |

PART NUMBER INDEX

| Part | Page | Part | Page | Part | Page | Part | Page |
|----------|------|----------|------|----------|------|----------|------|
| 250-3344 | 243 | 251-1787 | ▶449 | | 335 | | 187 |
| 250-3858 | 80 | 251-1788 | ▶449 | 252-5356 | 335 | 254-6101 | ▶45 |
| 250-4325 | 309 | 251-1789 | ▶449 | 252-5357 | 333 | | 560 |
| 250-4326 | 309 | 251-1790 | ▶450 | 252-5358 | 331 | | 561 |
| 250-4337 | 46 | 251-2429 | 356 | 252-5832 | 277 | | 566 |
| 250-5462 | 305 | 251-2432 | 6 | 252-5833 | 275 | | 567 |
| 250-5881 | 245 | | ▶18 | | 277 | 254-6826 | 559 |
| 250-6755 | 303 | 251-2436 | 18 | 252-6256 | 6 | 254-7271 | 315 |
| | 305 | 251-2437 | 18 | | ▶73 | | 340 |
| 250-6793 | 305 | 251-3200 | ▶98 | 252-6438 | 16 | 254-8939 | ▶440 |
| 250-6850 | 246 | | 591 | 252-6934 | 256 | | 491 |
| 250-6858 | 246 | 251-3227 | 54 | | 257 | 254-8940 | ▶491 |
| 250-7910 | 645 | 251-3231 | 71 | | 258 | 254-8941 | ▶492 |
| 250-7911 | 645 | 251-3306 | 561 | 252-8435 | 647 | 254-8942 | ▶493 |
| 250-7912 | 560 | | 562 | 252-9206 | 269 | 254-8943 | ▶494 |
| | 561 | 251-4336 | 21 | 252-9725 | 243 | 254-8944 | ▶441 |
| | 562 | 251-4374 | 246 | 252-9732 | 275 | | 492 |
| | 567 | 251-4375 | 246 | 252-9983 | 229 | 254-8945 | ▶442 |
| 250-7915 | 4 | 251-4519 | 4 | 252-9984 | ▶229 | | 493 |
| | ▶644 | | ▶239 | 252-9985 | 230 | 254-8946 | ▶443 |
| 250-7926 | 644 | 251-4889 | 232 | 252-9986 | ▶230 | | 494 |
| 250-7963 | ▶35 | 251-4890 | 232 | 253-0234 | 440 | 254-9301 | 245 |
| 250-8330 | 202 | 251-4891 | 232 | | 441 | 254-9925 | 221 |
| 251-0075 | 559 | 251-5579 | 215 | | 442 | 254-9926 | 221 |
| 251-0076 | 559 | 251-5614 | 644 | | 443 | 254-9927 | 221 |
| 251-0077 | 604 | 251-5615 | 644 | 253-0352 | 5 | 255-0791 | 646 |
| 251-1156 | ▶430 | 251-5625 | 364 | | ▶69 | 255-0792 | 646 |
| | 445 | 251-5626 | 364 | 253-0354 | 69 | 255-0795 | 555 |
| 251-1157 | ▶432 | 251-5628 | 560 | 253-0783 | 227 | | 587 |
| | 447 | | 566 | 253-0784 | 4 | 255-0796 | 647 |
| 251-1158 | ▶434 | | 567 | | ▶227 | 255-0797 | 591 |
| | 448 | 251-5854 | ▶317 | 253-1549 | 215 | 255-0800 | 598 |
| 251-1159 | ▶436 | | 495 | 253-1817 | 582 | 255-1209 | 21 |
| | 449 | | 496 | | 584 | 255-2279 | ▶57 |
| 251-1160 | ▶438 | 251-5855 | ▶319 | 253-1857 | 582 | | 560 |
| | 449 | | 498 | | 584 | | 561 |
| 251-1168 | 430 | | 500 | 253-1858 | 582 | | 562 |
| | 436 | 251-5859 | 317 | | 584 | | 566 |
| 251-1169 | 430 | 251-6354 | 171 | 253-2470 | 589 | | 567 |
| | 436 | | ▶188 | 253-4137 | 55 | 255-3447 | 59 |
| 251-1172 | 432 | 251-6708 | 97 | 253-4138 | 55 | 255-4692 | 57 |
| | 434 | 251-9360 | 294 | 253-5024 | 138 | 255-5461 | 215 |
| | 438 | | 296 | 253-5384 | 245 | 255-8280 | 215 |
| 251-1173 | 432 | | 299 | | ▶246 | 256-0143 | 37 |
| | 434 | 251-9570 | 119 | 253-8295 | 360 | 256-0323 | 242 |
| | 438 | 251-9571 | 604 | 253-9510 | 557 | 256-0324 | ▶242 |
| 251-1222 | 591 | 252-0096 | 340 | | 589 | 256-0545 | 171 |
| | ▶604 | 252-0165 | 303 | 254-1126 | 582 | | ▶200 |
| 251-1541 | 303 | 252-0200 | 294 | | 584 | 256-0546 | ▶165 |
| 251-1746 | 340 | 252-1221 | 291 | 254-1127 | 582 | | 171 |
| 251-1775 | ▶444 | | 329 | | 584 | 256-0548 | 200 |
| 251-1776 | ▶444 | 252-1862 | 582 | 254-2187 | 58 | 256-0549 | 200 |
| 251-1777 | 444 | | 584 | 254-2267 | 39 | 256-0550 | 165 |
| | ▶445 | 252-1863 | 582 | 254-2270 | 39 | 256-4572 | 591 |
| 251-1778 | ▶446 | | 584 | 254-3437 | 255 | 256-5299 | 566 |
| 251-1779 | ▶446 | 252-1864 | 582 | | 256 | 256-6803 | 83 |
| 251-1780 | 446 | 252-1865 | 584 | | 257 | 256-6804 | 85 |
| | ▶447 | 252-2157 | 645 | | 258 | 257-0440 | 344 |
| 251-1781 | ▶448 | 252-2422 | 79 | 254-3954 | 16 | 257-0442 | 342 |
| 251-1782 | ▶448 | 252-4659 | 405 | 254-4418 | 35 | 257-0446 | 368 |
| 251-1783 | 448 | 252-4660 | ▶405 | 254-4419 | 35 | 257-0447 | 369 |
| 251-1784 | ▶448 | 252-5068 | 383 | 254-5683 | 640 | 257-0448 | 370 |
| 251-1786 | 448 | 252-5069 | 383 | 254-5684 | 640 | 257-0453 | 367 |
| | ▶449 | 252-5355 | 331 | 254-5685 | 640 | 257-0464 | 344 |
| | 450 | | 333 | 254-5703 | ▶167 | 257-0465 | 344 |

PART NUMBER INDEX

| Part | Page | Part | Page | Part | Page | Part | Page |
|----------|------|----------|------|----------|------|----------|------|
| 257-0466 | 374 | 260-0026 | 623 | 262-3038 | 296 | | 551 |
| | 376 | 260-0027 | 612 | | 299 | 263-8577 | ▶353 |
| 257-0468 | 342 | | 613 | 262-3039 | 296 | | 553 |
| | 345 | 260-0028 | 612 | 262-4081 | 215 | 263-8591 | 496 |
| | 372 | | 613 | 262-4084 | 215 | | 500 |
| | 374 | 260-0029 | 612 | 262-4201 | ▶296 | | ▶648 |
| | 376 | | 613 | 262-4202 | ▶299 | 263-9088 | 83 |
| | 378 | 260-0030 | 623 | 262-4203 | 296 | 263-9483 | ▶121 |
| | 379 | 260-0031 | 622 | 262-4206 | 296 | | 561 |
| | 380 | 260-0032 | 622 | 262-4207 | 296 | | 562 |
| | 382 | 260-0033 | 623 | | 299 | 263-9484 | 121 |
| | 384 | 260-0034 | 623 | 262-4210 | 299 | 263-9498 | 129 |
| | 385 | 260-0035 | 623 | 262-4211 | 299 | 263-9499 | 132 |
| 257-0475 | 380 | 260-0036 | 622 | 262-4217 | 296 | 264-0187 | ▶291 |
| | 382 | 260-0040 | 612 | | 299 | 264-3756 | 98 |
| 257-0476 | 372 | | 613 | 262-4459 | 294 | 264-4297 | 121 |
| 257-3160 | 288 | 260-0041 | 622 | | 299 | 265-0868 | 291 |
| | ▶311 | 260-0042 | 622 | 262-7049 | ▶271 | | 329 |
| 257-5571 | 378 | 260-0043 | 622 | | 288 | 266-2552 | 364 |
| 257-5605 | 362 | 260-0044 | 622 | 262-7050 | ▶273 | | ▶366 |
| 257-5606 | 362 | 260-0045 | 612 | | 288 | 266-2553 | 364 |
| 257-5607 | 362 | | 613 | 262-7051 | 271 | | ▶367 |
| 257-5608 | 362 | 260-0046 | 622 | 262-7052 | 273 | 266-2556 | 364 |
| 257-7721 | 345 | 260-0047 | 622 | 262-7314 | 309 | | ▶368 |
| 257-7724 | ▶347 | 260-0049 | 623 | 262-8088 | 311 | 266-2557 | 365 |
| | 368 | 260-0050 | 613 | 262-9567 | 595 | | ▶369 |
| | 369 | 260-0051 | 622 | 262-9786 | 56 | 266-2558 | 365 |
| | 370 | 260-0052 | 622 | 263-2121 | 309 | | ▶370 |
| 257-7725 | 342 | 260-0057 | 622 | 263-2122 | 309 | 266-2585 | 374 |
| 257-7729 | 372 | 260-0058 | 612 | 263-5376 | 59 | 266-2586 | 384 |
| | 374 | 260-0059 | 622 | 263-5516 | 356 | 266-2587 | 385 |
| | 376 | 260-0060 | 622 | 263-5781 | 595 | 266-2588 | 378 |
| | 380 | 260-0063 | 622 | 263-7261 | 146 | 266-3590 | 376 |
| 257-7730 | 372 | 260-0067 | 622 | 263-7802 | 83 | | 384 |
| | 374 | 260-1336 | 57 | 263-8575 | 525 | 266-3591 | 379 |
| | 376 | 260-3122 | 57 | | 526 | 266-4326 | 303 |
| | 380 | 260-7652 | 83 | | 527 | 266-4570 | 305 |
| 257-7731 | 372 | 261-2207 | 146 | | 528 | 266-4571 | 305 |
| | 374 | 261-2208 | 136 | | 539 | 266-5834 | 4 |
| | 376 | 261-3572 | 37 | | 540 | | ▶418 |
| | 378 | 261-5517 | 213 | | 541 | 267-2701 | 127 |
| | 379 | | ▶214 | | 542 | 267-2755 | 288 |
| 257-7733 | 374 | 261-5519 | 214 | | 543 | | ▶356 |
| | 376 | 261-6703 | 418 | | 544 | 267-2758 | 362 |
| | 380 | 261-8625 | 282 | | 545 | 267-2764 | 288 |
| 257-7734 | 372 | 261-9632 | 625 | | 546 | | ▶338 |
| | 374 | 261-9634 | 575 | | 547 | 267-2765 | 288 |
| | 376 | | 577 | | 548 | | ▶323 |
| | 379 | 261-9635 | 213 | | 549 | 267-2766 | 288 |
| | 380 | 261-9636 | 577 | | 551 | | ▶326 |
| | 382 | 261-9637 | 577 | 263-8576 | 525 | 267-2770 | 288 |
| 257-7737 | 384 | 261-9639 | 577 | | 526 | | ▶362 |
| 257-7739 | 385 | | 579 | | 527 | 267-5211 | 99 |
| 257-7741 | 384 | 261-9642 | 348 | | 528 | | 100 |
| | 385 | 261-9643 | 348 | | 539 | | 101 |
| 258-2354 | 579 | 261-9644 | 575 | | 540 | 267-5213 | 99 |
| 258-9999 | 646 | 261-9645 | 575 | | 541 | | 100 |
| 259-1802 | 1 | 262-0347 | 356 | | 542 | | 101 |
| | 2 | 262-1314 | 305 | | 543 | 267-5225 | 348 |
| 259-1831 | 183 | 262-1315 | 305 | | 544 | 267-5227 | 348 |
| 259-4401 | 647 | 262-1408 | 79 | | 545 | 267-5633 | ▶116 |
| 259-6276 | 566 | 262-1421 | ▶78 | | 546 | | 365 |
| | 567 | | 85 | | 547 | 267-5634 | ▶117 |
| | ▶601 | 262-3036 | 296 | | 548 | | 365 |
| 259-8417 | 54 | | 299 | | 549 | 267-5635 | ▶118 |

PART NUMBER INDEX

| Part | Page | Part | Page | Part | Page | Part | Page |
|--------------------|------|--------------------|------|--------------------|------|--------------------|------|
| | 364 | | ▶382 | | ▶421 | 271-8667 | 3 |
| 268-0094 | 323 | 269-1079 | 366 | 271-1408 | 419 | | ▶423 |
| 268-0097 | 323 | | 367 | | 421 | 271-8670 | 423 |
| 268-0099 | 323 | 269-1080 | ▶345 | 271-2406 | ▶188 | 272-0537 | 72 |
| | 362 | | 366 | 271-3023 | 521 | 272-0555 | 289 |
| 268-0106 | 323 | | 367 | | 522 | 272-0557 | 289 |
| 268-0107 | 323 | 269-1091 | 366 | | 523 | 272-1750 | 319 |
| 268-0108 | 323 | | 367 | | 524 | 272-2232 | 6 |
| 268-0109 | 362 | | ▶383 | | 525 | 272-5420 | 561 |
| 268-0867 | 6 | 269-1092 | 366 | | 526 | | 562 |
| 268-1547 | 305 | | 367 | | 527 | 272-5421 | 560 |
| 268-1548 | 305 | | ▶384 | | 528 | | 561 |
| 268-1559 | 362 | 269-1093 | 367 | | 529 | | 562 |
| 268-4699 | 78 | | ▶385 | | 530 | | 566 |
| 268-5689 | 289 | 269-1104 | 376 | | 531 | | 567 |
| 268-5902 | 593 | 269-1105 | 374 | | 532 | 272-7079 | 348 |
| 268-5903 | 593 | 269-2123 | ▶566 | | 533 | 272-7080 | 348 |
| 268-5918 | 348 | 269-2124 | ▶567 | | 534 | 272-7104 | 250 |
| 268-6455 | 4 | 269-2125 | ▶560 | | 535 | | 252 |
| | ▶288 | 269-2126 | ▶561 | | 536 | 272-9701 | 255 |
| 268-7756 | 116 | 269-2127 | ▶562 | | 537 | | 256 |
| 268-7757 | 117 | 269-2144 | ▶364 | | 538 | 272-9800 | 93 |
| 268-7758 | 112 | 269-2145 | ▶364 | | 539 | 273-1473 | 348 |
| 268-7759 | 127 | 269-2146 | ▶364 | | 540 | 273-1819 | 79 |
| 268-7760 | 128 | 269-2147 | ▶365 | | 541 | 273-1820 | 79 |
| 268-7761 | 87 | 269-2148 | ▶365 | | 542 | 273-3284 | 121 |
| 268-9049 | 2 | 269-3247 | ▶348 | | 543 | 273-3610 | 5 |
| | 3 | | 560 | | 544 | | ▶6 |
| | ▶265 | | 561 | | 545 | 273-4210 | 323 |
| 268-9418 | ▶289 | | 562 | | 546 | 273-4211 | 323 |
| | 401 | | 566 | | 547 | 273-5905 | ▶612 |
| 269-0471 | 338 | | 567 | | 548 | | 616 |
| 269-0472 | 338 | 269-3248 | 348 | | 549 | 273-6036 | ▶613 |
| 269-1059 | ▶342 | | ▶593 | | 550 | | 617 |
| | 368 | 269-3250 | 348 | | 551 | 273-6372 | 616 |
| | 369 | 269-3254 | 348 | | ▶553 | | 617 |
| | 370 | 269-3257 | 348 | 271-3024 | ▶521 | | ▶622 |
| 269-1060 | ▶344 | 269-3260 | 348 | 271-3025 | ▶522 | 273-9412 | 264 |
| | 368 | 269-3262 | 348 | 271-3026 | ▶523 | | 265 |
| | 369 | 269-3263 | 348 | 271-3027 | ▶524 | 273-9413 | 265 |
| | 370 | 269-3265 | 348 | 271-3028 | ▶525 | 273-9416 | 265 |
| 269-1061 | 368 | 269-3269 | 236 | 271-3029 | ▶526 | 273-9417 | 265 |
| | 369 | | 237 | 271-3030 | ▶527 | 273-9418 | 265 |
| | 370 | 269-8129 | 250 | 271-3031 | ▶528 | 274-4274 | 279 |
| | ▶372 | | 252 | 271-3095 | ▶255 | 274-4553 | 172 |
| 269-1062 | 368 | 269-8817 | 250 | | 364 | | 175 |
| | 369 | | 252 | 271-3096 | ▶256 | | 177 |
| | 370 | 269-9115 | 575 | | 365 | | 179 |
| | ▶374 | 270-2729 | 112 | 271-3097 | ▶257 | | 181 |
| 269-1063 | 368 | 270-2794 | 348 | | 364 | | 184 |
| | 369 | 270-2795 | 250 | | 365 | | 185 |
| | 370 | | 252 | 271-3099 | ▶258 | 274-4554 | 195 |
| | ▶376 | 270-3203 | ▶515 | | 365 | 274-4555 | 284 |
| 269-1064 | 368 | 270-3204 | ▶395 | 271-3100 | 255 | 274-4556 | 195 |
| | 369 | 270-3205 | 395 | 271-3101 | 256 | 274-4557 | 189 |
| | 370 | 270-3206 | 515 | 271-3103 | 257 | | 195 |
| | ▶378 | 270-3409 | 259 | 271-3105 | 258 | 274-4560 | 189 |
| 269-1065 | 368 | 270-3410 | 353 | 271-3774 | 188 | | 195 |
| | 369 | 270-5161 | 348 | | ▶189 | 274-4561 | ▶175 |
| | 370 | 270-5162 | 348 | 271-4487 | ▶168 | | 195 |
| | ▶379 | 270-5290 | 239 | | 188 | 274-4569 | 195 |
| 269-1066 | 369 | 270-9176 | 319 | 271-7167 | 156 | 274-4578 | ▶177 |
| | 370 | 271-1402 | 2 | 271-7308 | 167 | | 195 |
| | ▶380 | | ▶419 | 271-7309 | 168 | 274-4580 | ▶172 |
| 269-1067 | 370 | 271-1405 | 1 | 271-7389 | 319 | | 195 |

PART NUMBER INDEX

| Part | Page | Part | Page | Part | Page | Part | Page |
|----------|------|----------|------|----------|------|------|------|
| 274-4582 | ▶181 | 276-4169 | 281 | 281-9367 | 80 | | |
| | 195 | 276-4170 | 281 | 282-0865 | ▶529 | | |
| 274-5231 | 265 | 276-4171 | 281 | 282-0866 | ▶530 | | |
| 274-5819 | 531 | 276-4172 | 281 | 282-0887 | ▶531 | | |
| | 540 | 276-5337 | ▶184 | 282-0888 | ▶532 | | |
| 274-5823 | 532 | | 189 | 282-0889 | ▶533 | | |
| | 542 | 276-6142 | 264 | 282-0890 | ▶534 | | |
| 274-5826 | 533 | 276-7287 | ▶99 | 282-0891 | ▶535 | | |
| | 541 | | 109 | 282-0892 | ▶536 | | |
| 274-5829 | 534 | | 123 | 282-0893 | ▶537 | | |
| | 543 | 276-7290 | ▶100 | 282-0894 | ▶538 | | |
| 274-5832 | 535 | | 129 | 282-5398 | ▶539 | | |
| | 545 | 276-7291 | ▶101 | 282-5399 | ▶540 | | |
| 274-5835 | 536 | | 129 | 282-5400 | ▶541 | | |
| | 547 | 276-7465 | ▶4 | 282-5401 | ▶542 | | |
| 274-5837 | 537 | 276-7537 | 264 | 282-5402 | ▶543 | | |
| | 546 | 276-8791 | 628 | 282-5403 | ▶544 | | |
| 274-5839 | 538 | | 640 | 282-5404 | ▶545 | | |
| | 548 | 277-4543 | 294 | 282-5405 | ▶546 | | |
| 274-7409 | 129 | | 296 | 282-5406 | ▶547 | | |
| 274-8614 | 189 | | 299 | 282-5407 | ▶548 | | |
| 274-8616 | 179 | 277-5156 | 6 | 282-5408 | ▶549 | | |
| 274-8617 | 179 | 277-5188 | 6 | 282-5409 | ▶550 | | |
| 274-8620 | 183 | | ▶65 | 282-5410 | ▶551 | | |
| 274-8621 | 183 | 277-9708 | 323 | 282-6836 | 281 | | |
| 274-8623 | 189 | 278-0205 | 189 | 282-6944 | 356 | | |
| 274-8625 | 189 | | 195 | 282-7832 | 595 | | |
| 274-8628 | 179 | 278-0209 | 195 | 282-7833 | 94 | | |
| 274-8629 | 179 | 278-0213 | 195 | | 581 | | |
| 274-8630 | 144 | 278-0215 | 183 | | 625 | | |
| 274-8634 | 183 | 278-0216 | 183 | | 628 | | |
| 274-8635 | 179 | 278-0217 | 183 | 282-7835 | 94 | | |
| 274-8636 | 179 | 278-0218 | 183 | | 581 | | |
| 274-8637 | 183 | 278-0219 | 183 | | 595 | | |
| 274-8638 | 172 | 278-0461 | 129 | | 625 | | |
| | 175 | 278-1971 | ▶279 | | 628 | | |
| | 177 | | 288 | 282-9861 | 21 | | |
| | 181 | 278-1972 | 279 | 283-1114 | 305 | | |
| 274-8641 | 187 | 278-7469 | 257 | 283-3451 | 628 | | |
| | ▶194 | | 258 | | 640 | | |
| 274-9993 | 136 | 279-6052 | 289 | 283-4237 | 598 | | |
| 275-0001 | 245 | 279-9452 | 403 | 283-8562 | 236 | | |
| 275-0468 | ▶143 | 280-7007 | ▶185 | | 237 | | |
| | 189 | | 195 | 283-8563 | 236 | | |
| 275-0469 | 143 | 280-7009 | 189 | | 237 | | |
| 275-0470 | ▶144 | | 195 | 284-1602 | 586 | | |
| | 189 | 280-7364 | 566 | 284-3615 | 419 | | |
| 275-0475 | 189 | | 567 | 285-0432 | 59 | | |
| 275-0476 | ▶179 | | ▶618 | 285-0438 | 6 | | |
| | 190 | 280-7365 | 560 | | ▶59 | | |
| 275-0477 | 189 | | ▶618 | 285-1203 | 560 | | |
| 275-0478 | ▶183 | 280-7868 | 356 | 285-1207 | 560 | | |
| | 189 | 280-7869 | 356 | 285-3557 | 200 | | |
| 275-0553 | 129 | 280-7871 | 356 | 286-1930 | 216 | | |
| 275-0570 | 109 | | ▶388 | 286-3592 | 50 | | |
| | 123 | 280-7872 | 356 | 286-4880 | 81 | | |
| 275-3917 | 74 | 281-4618 | 305 | | | | |
| 275-4243 | 259 | 281-4726 | 294 | | | | |
| | ▶281 | 281-4770 | 305 | | | | |
| 275-8869 | 250 | 281-6708 | 539 | | | | |
| | 252 | 281-6711 | 529 | | | | |
| 276-1368 | 509 | | 544 | | | | |
| 276-1816 | 265 | 281-6714 | 530 | | | | |
| 276-2353 | 403 | | 549 | | | | |
| 276-4168 | 281 | 281-9366 | 80 | | | | |

