

# PARTS MANUAL



## COMPRESSOR MODEL C185

Code D80

*Doosan purchased Bobcat Company from Ingersoll-Rand Company in 2007. Any reference to Ingersoll-Rand Company or use of trademarks, service marks, logos, or other proprietary identifying marks belonging to Ingersoll-Rand Company in this manual is historical or nominative in nature, and is not meant to suggest a current affiliation between Ingersoll-Rand Company and Doosan Company or the products of either.*

Doosan Infracore Portable Power  
1293 Glenway Drive  
Statesville, N.C. 28625  
[www.doosanportablepower.com](http://www.doosanportablepower.com)

Book: 46551818 (1-10) Rev A  
**Revised (09-12)**



**Doosan Infracore  
Portable Power**



# TABLE OF CONTENTS

TITLE	PAGE
<b>Section B - COMPRESSOR PARTS</b>	
FRAME and LIFTING BAIL	B-2
DRAWBAR	B-4
RUNNING GEAR	B-6
AXLE without BRAKES	B-8
TIRE and WHEEL	B-10
EXHAUST	B-11
ENGINE MOUNT	B-12
COOLERS	B-14
FAN SHROUD	B-16
AIREND and COUPLING MOUNT	B-18
AIREND UNLOADER	B-20
AIREND PIPING	B-22
SEPARATOR FILTER	B-24
SEPARATOR TANK	B-26
AIR and OIL PIPING - TUBING	B-28
AIR and OIL PIPING - FRONT	B-30
AIR and OIL PIPING - REAR	B-32
AIR and OIL PIPING - STSD BOTTOM	B-34
AIR and OIL PIPING - STSD	B-36
AIR and OIL PIPING - CRBSD	B-38
FUEL FILTER MOUNT	B-40
AIR CLEANER FILTER	B-41
AIR INTAKE	B-42
FUEL TANK PIPING	B-44
BATTERY MOUNT	B-46
CONTROL PANEL	B-48
LIGHTS BRAKE and RUNNING	B-50
CANOPY	B-52
DECAL LOCATION CANOPY	B-54
DECAL LOCATION STSD	B-55
DECAL LOCATION CRBSD	B-56
<b>Section C - ENGINE PARTS</b>	
VALVE COVER	C-2
FLYWHEEL	C-3
GEAR CASE	C-4
OIL PAN	C-6
ENGINE STOP SOLENOID	C-7
FUEL LINES and GLOW PLUGS	C-8
INJECTION PUMP	C-10
WATERPUMP AND FAN	C-11
THERMOSTAT HOUSING	C-12
INTAKE MANIFOLD	C-14
EXHAUST MANIFOLD	C-15
ALTERNATOR AND PULLEY	C-16
STARTER	C-17

# TABLE OF CONTENTS

TITLE	PAGE
<b>Section D - OPTION PARTS</b>	
ELECTRIC BRAKE AXLE .....	D-2
ELECTRIC BRAKE SHOE .....	D-4
LRG and CENTRAL DRAINS .....	D-6
EXTERNAL TOOLBOX .....	D-8
MINIMUM PRESSURE CHECK VALVE PIPING .....	D-10
MINIMUM PRESSURE CHECK VALVE .....	D-11
REAR BUMPER .....	D-12
BLOCK HEATER .....	D-13
COLD WEATHER .....	D-14
Rev. ....	-2
EC Number .....	-2





## **Section A - Parts Ordering**

## **GENERAL**

This publication, which contains an illustrated parts breakdown, has been prepared as an aid in locating those parts which may be required in the maintenance of the unit. Always insist on genuine Ingersoll Rand branded parts for your unit.

**Doosan Infracore Portable Power can bear no responsibility for injury or damages resulting directly from the use of non-approved repair parts.**

Portable Power service facilities and Ingersoll Rand parts are available worldwide. Consult local yellow pages or visit: [www.doosanportablepower.com](http://www.doosanportablepower.com).

Special order parts may not be included in this manual. Contact the Portable Power Parts Department with the unit serial number for assistance with these special parts.

### **Description**

The illustrated parts breakdown illustrates and lists the various assemblies, subassemblies and detailed parts which make up this particular machine. This covers the standard models and the more popular options that are available.

In referring to the rear, the front or to either side of the unit, always consider the drawbar end of the unit as the front.

Standing at the rear of the unit facing the drawbar (front) will determine the right and left sides.

### **Fasteners**

Both SAE/inch and ISO/metric hardware have been used in the design and assembly of these units. In the disassembly and reassembly of parts, extreme care must be taken to avoid damaging threads by the use of wrong fasteners.

### **How To Order**

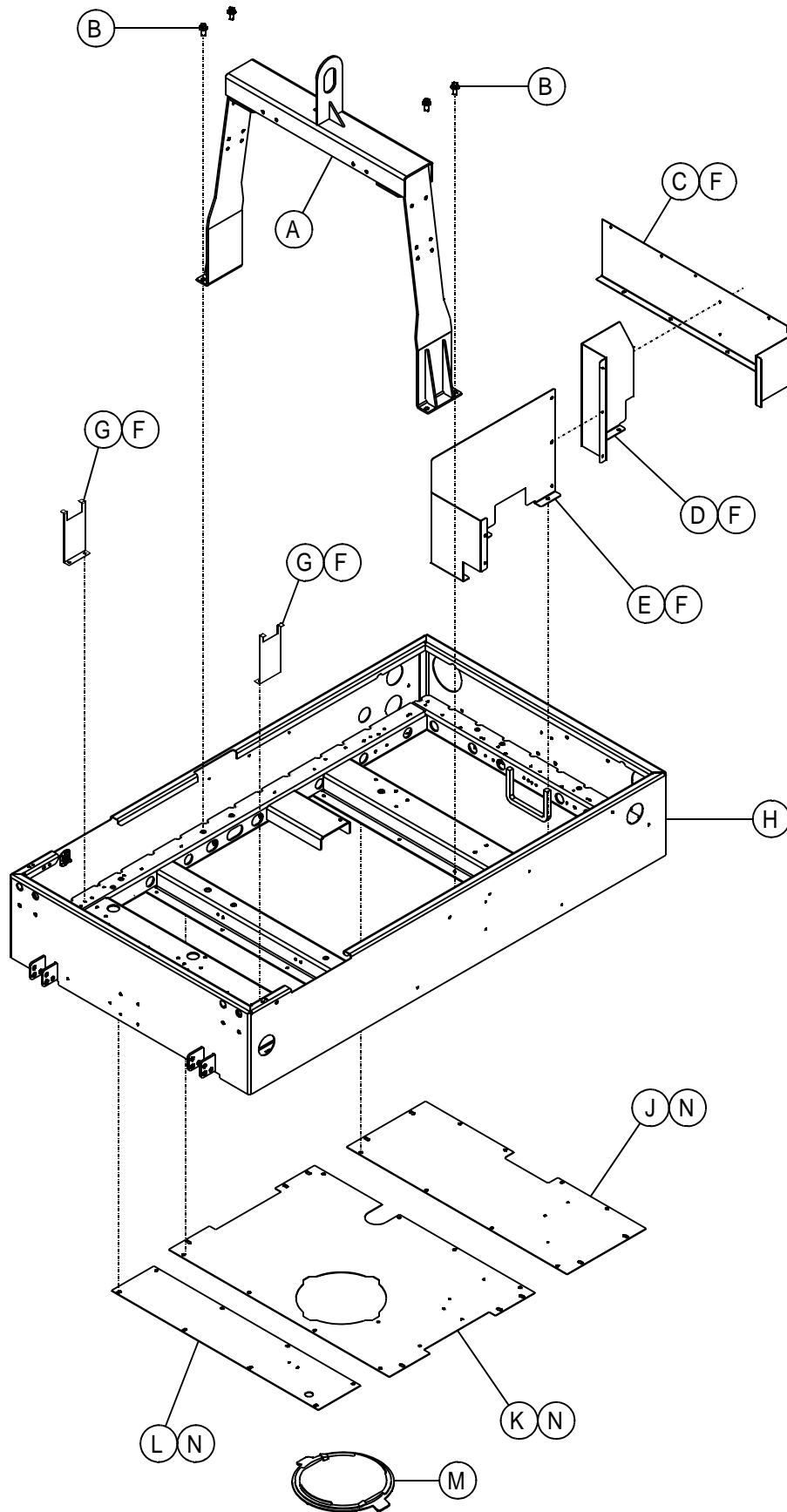
Always specify the model and serial number of the unit.

Specify the part number and description.



# **Section B - COMPRESSOR PARTS**

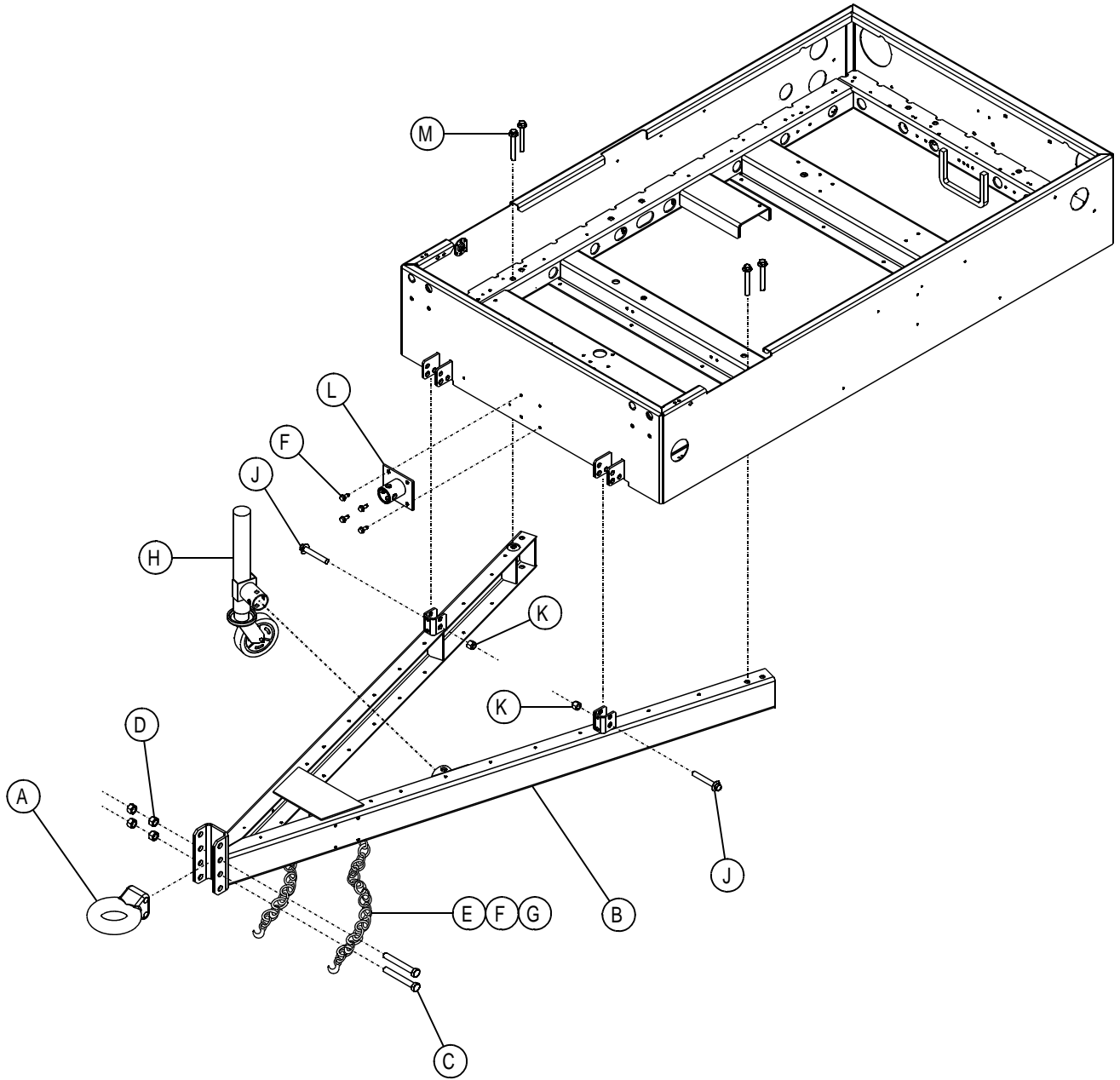
# FRAME and LIFTING BAIL



46551818\_10/09\_A

ITEM	COMM. NO.	DESCRIPTION	QTY	DIMENSIONS/NOTES
A	22519888SB	Bail, Lift	1	
B	36879492	Screw, Hex Flange Head M12-1.75 X 30	4	
C	46491551SB	Panel, Toolbox Rear	1	
D	46491510SB	Panel, Toolbox	1	
E	46490900SB	Panel, Toolbox RH	1	
F	36797652	Screw, Tapping M06-1.0 X 12 Tan	26	
G	22538367	Guard, Light	2	
H	46490876SB	Frame	1	
J	46491940GB	Panel, Belly Pan Rear	1	
K	46491932GB	Panel, Belly Pan Center	1	
L	22637185	Panel, Belly Pan Front	1	
M	36880623	Cover, Flexible	1	
N	35279025	Screw, Tapping M08-1.25 X 20	32	

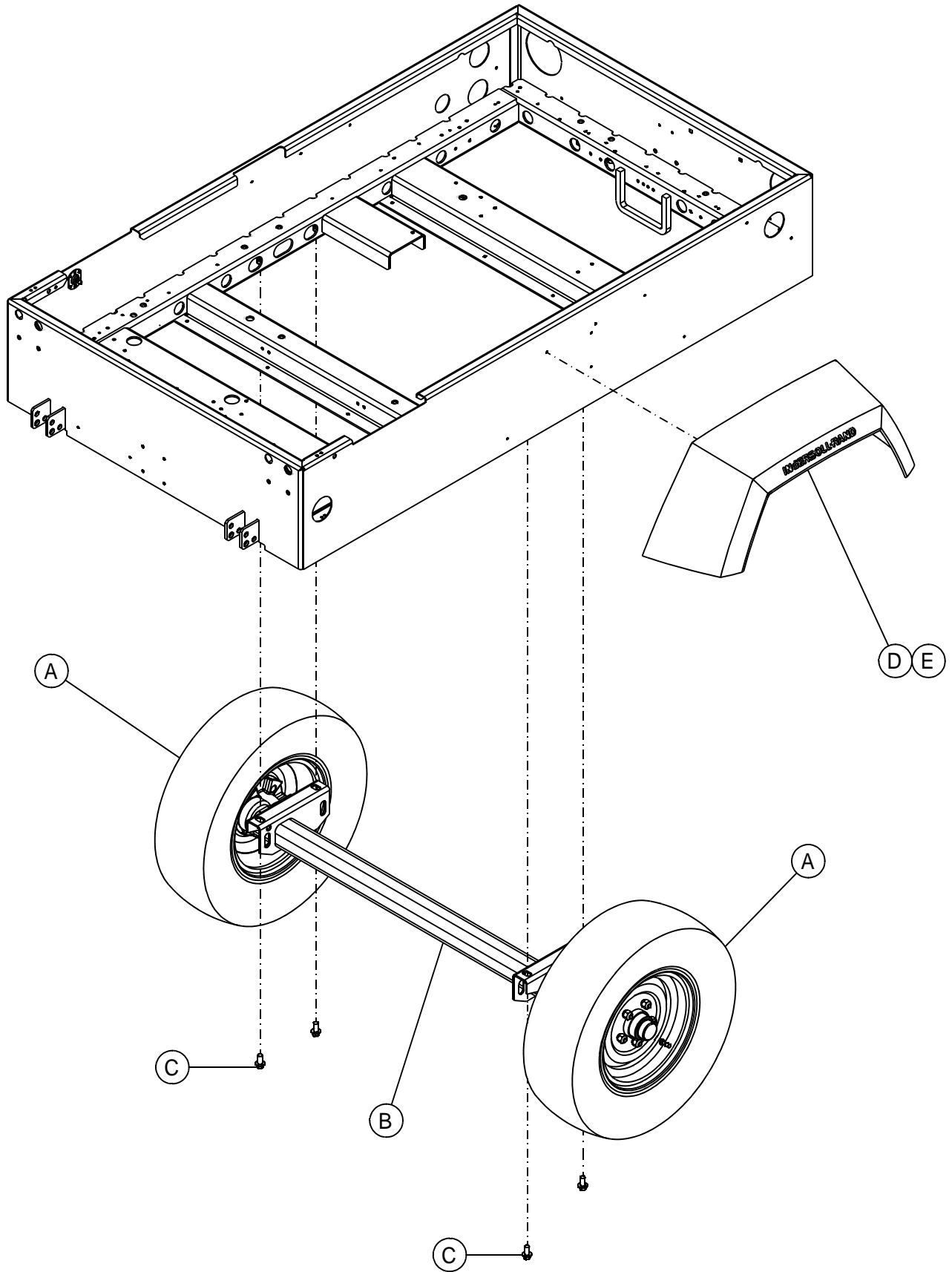
# DRAWBAR



46551818\_10/09\_A

ITEM	COMM. NO.	DESCRIPTION	QTY	DIMENSIONS/NOTES
A	35605187	Eye, 3" Pintle	1	
B	22271696	Drawbar Assembly	1	
C	35376094	Screw, Hex M16-2.0 X 120	2	
D	96701750	Nut, Hex M16-2.0	4	
E	22144521	Chain / Hook Assembly	2	
F	35279025	Screw, Tapping M08-1.25 X20	6	
G	95934907	Washer, Flat 7/16" X 1.0"	2	
H	22564611	Jack Assembly.	1	
J	96747282	Screw, Hex Flange Head M14-2.0 X 90	2	
K	96728555	Nut, Nyloc M14-2.0	2	
L	22586168	Tube, Jack Mounting	1	
M	96747290	Screw, Hex Flange M12-1.75 X 90	4	

# RUNNING GEAR

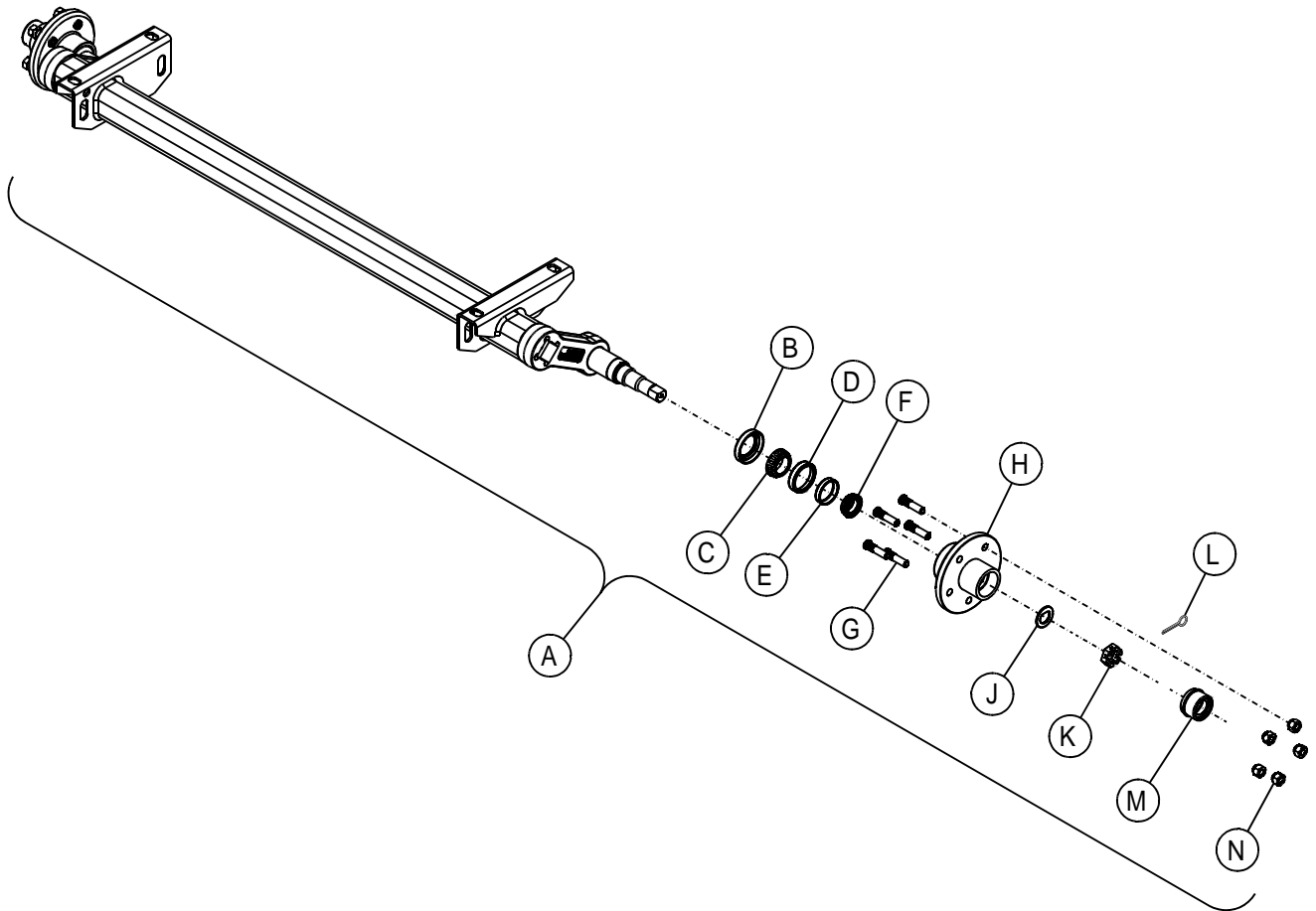


46551818\_10/09\_A



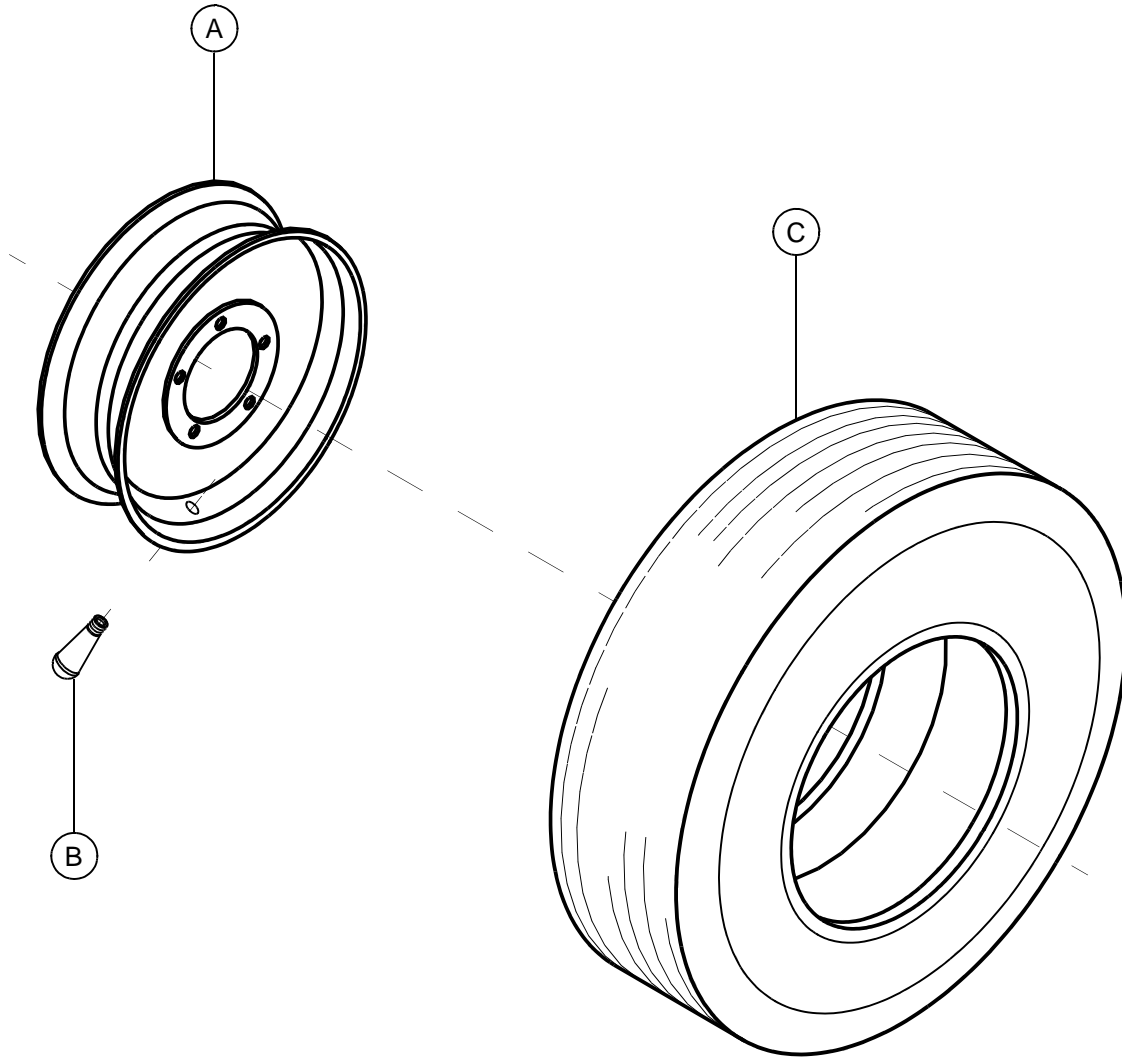
ITEM	COMM. NO.	DESCRIPTION	QTY	DIMENSIONS/NOTES
A	36073542	13" Tire & Wheel Assembly	2	
B	22542096	Running Gear	1	
C	36879492	Screw, Hex Flange Hd M12-1.75 X 25	4	
D	23315310	Fender	2	
E	22538508	Screw, Tapping M06-1.0 X 20	10	

# AXLE without BRAKES



ITEM	COMM. NO.	DESCRIPTION	QTY	DIMENSIONS/NOTES
A	22542096	Running Gear	1	
B	35391101	Seal, Grease	2	
C	35361864	Cone, Inner Bearing	2	
D	35361872	Cup, Inner Bearing	2	
E	35315183	Cup, Outer Bearing	2	
F	35315191	Cone, Outer Bearing	2	
G	35361898	Stud, Wheel	10	
H	36848158	Hub w/ Cups	2	
J	35315209	Washer, Spindle	2	
K	35315217	Nut, Spindle	2	
L	35315225	Pin, Cotter	2	
M	35391127	Cap, Grease / Dust	2	
N	35315274	Nut, Wheel Lug	10	

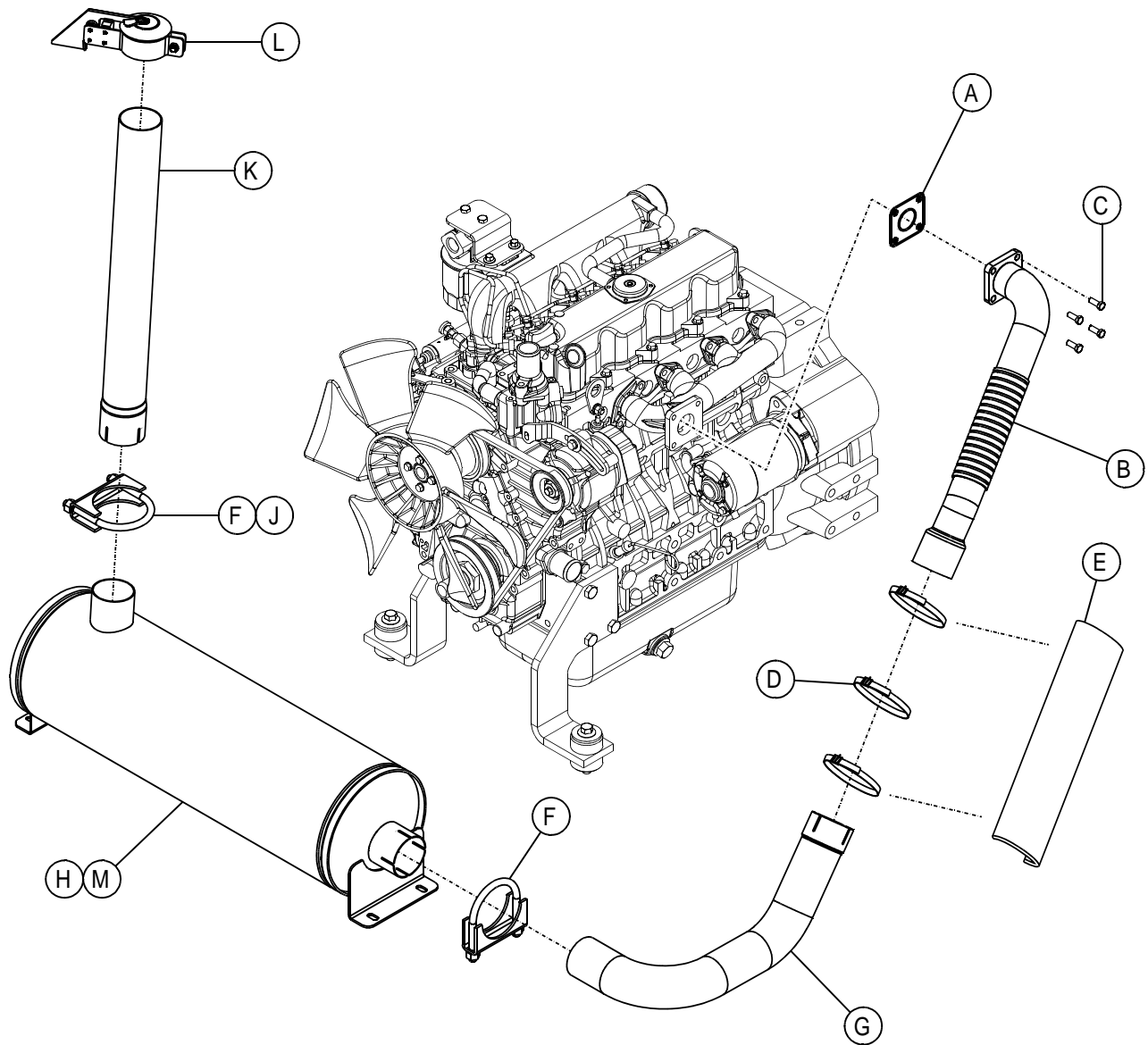
# TIRE and WHEEL



46551818\_10/09\_A

ITEM	COMM. NO.	DESCRIPTION	QTY	DIMENSIONS/NOTES
A	35292986	Wheel, 13 X 4.50	1	
B	35282565	Stem, Valve	1	
C	22246268	Tire, ST175/80D13	1	

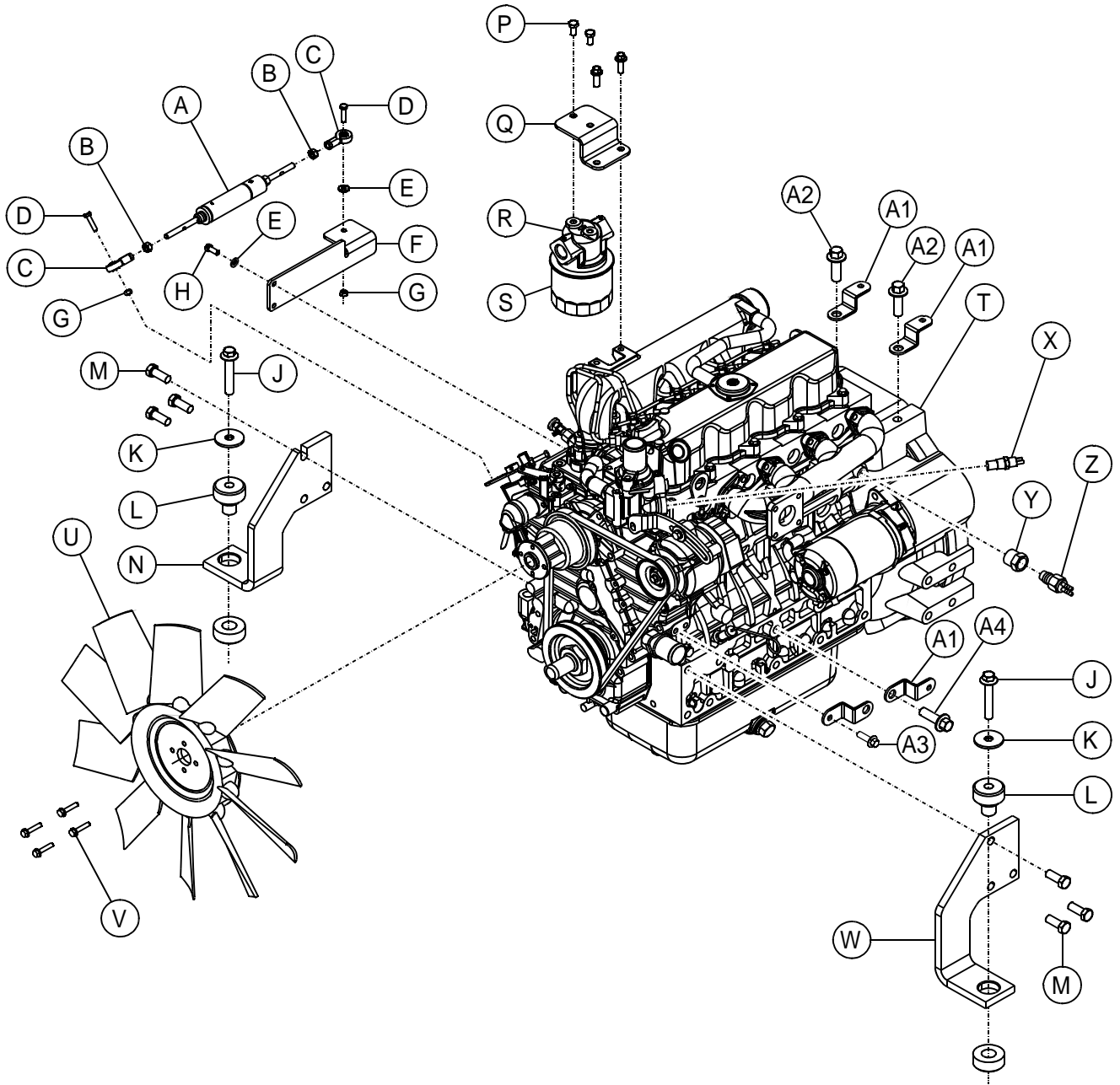
# EXHAUST



46551818\_10/09\_A

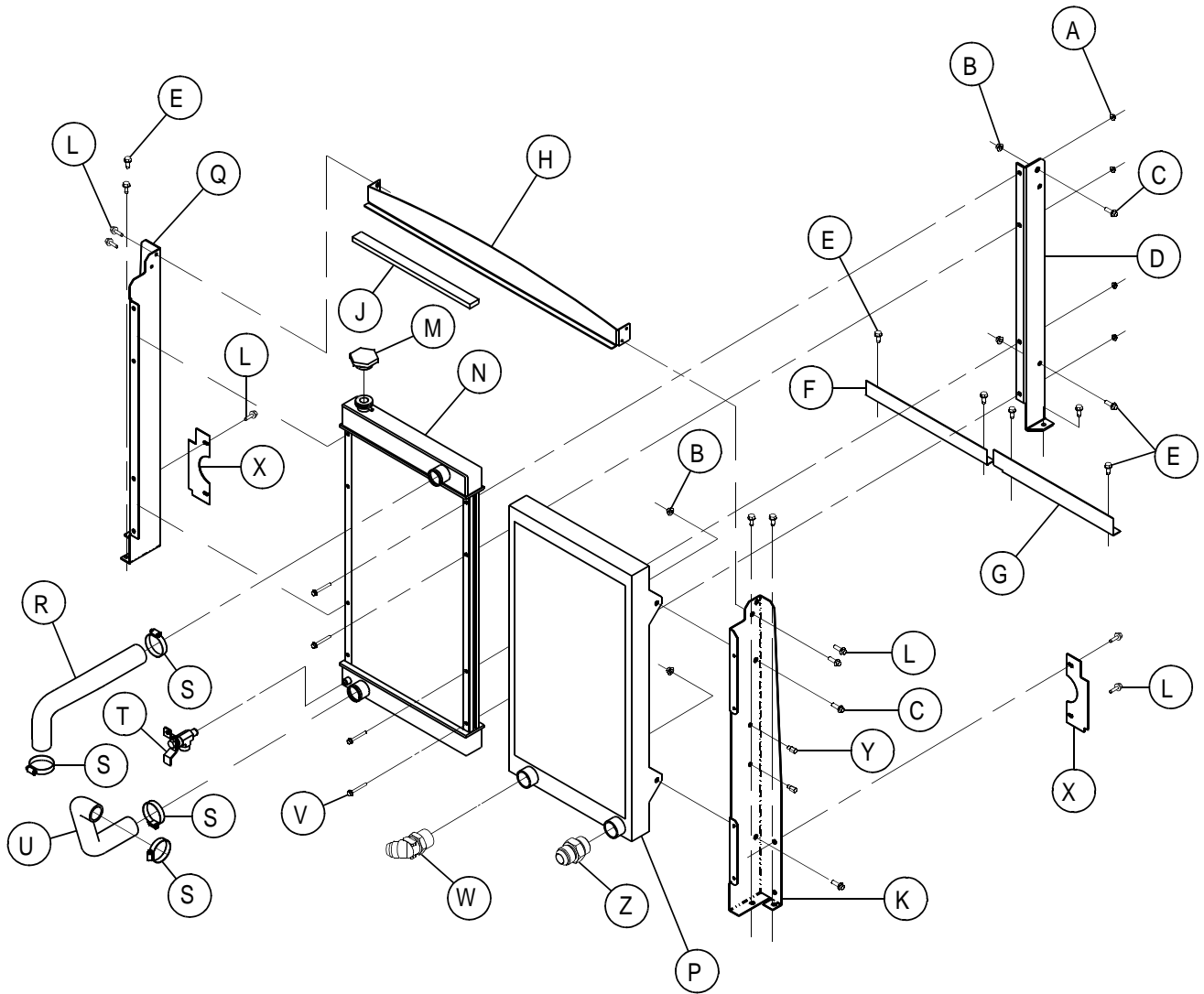
ITEM	COMM. NO.	DESCRIPTION	QTY	DIMENSIONS/NOTES
A	22568422	Gasket, Muffler	1	
B	22449664	Tube, Exhaust	1	
C	96702824	Screw, Hex M08-1.25 X 20	4	
D	46553402	Tywrap, SS	3	
E	46553401	Wrap, Heat Shield	1	
F	35209048	Clamp, Saddle	2	
G	22378467	Tube, Exhaust	1	
H	46551812	Muffler	1	
J	95929782	Nut, Hex 5/16"-18	2	
K	46551826	Pipe, Exhaust Tail	1	
L	23345960	Cap, Rain	1	
M	35279025	Screw, Tapping M08-1.25 X 20	4	
N	22601074	Plate, Shield Alignment	1	

# ENGINE MOUNT



ITEM	COMM. NO.	DESCRIPTION	QTY	DIMENSIONS/NOTES
A	35592435	Cylinder, Air	1	
B	95923074	Nut, Hex Jam 5/16"-24	2	
C	35328467	Bearing, Rodend	2	
D	96701461	Screw, Hex M06-1.0 X 25	2	
E	95935029	Washer, 1/4" Flat	6	
F	22452668SB	Bracket, Speed Control	1	
G	36769032	Nut, Hex Locking M06-1.0	2	
H	36769024	Screw, Hex M06-1.0 X 20	2	
J	96747225	Screw, Hex Flange M12-1.75 X 70	2	
K	54429295	Washer, Snubbing	2	
L	54439062	Isolator	2	
M	96729595	Screw, Hex Flange M12-1.75 X 30	6	
N	22414940SB	Bracket, Engine Front Mount CRBSD	1	
P	36889608	Screw, Hex Flange M8-1.25 X 25	4	
Q	22500193	Bracket, Oil Filter	1	
R	22568406	Cover, Oil Filter	1	
S	22496905	Element, 4IRX3 N & T Oil Filter	1	
T	22449581	Engine	1	
U	22567986	Fan	1	
V	22567804	Bolt, Flange	4	
W	22414932SB	Bracket, Engine Front Mount STSD	1	
X	36868479	Switch, Water Temperature	1	
Y	22587455	Adapter, Oil Pressure Switch	1	
Z	36878379	Switch, Pressure	1	
A1	22474449	Bracket, Wire Harness	4	
A2	36881712	Screw, Hex Flange .1/2"-13 X 1.0"	2	
A3	96702055	Screw, Hex M08-1.25 X 20	1	
A4	96749627	Screw, Hex Flange M12-1.75 X 16	1	

# COOLERS

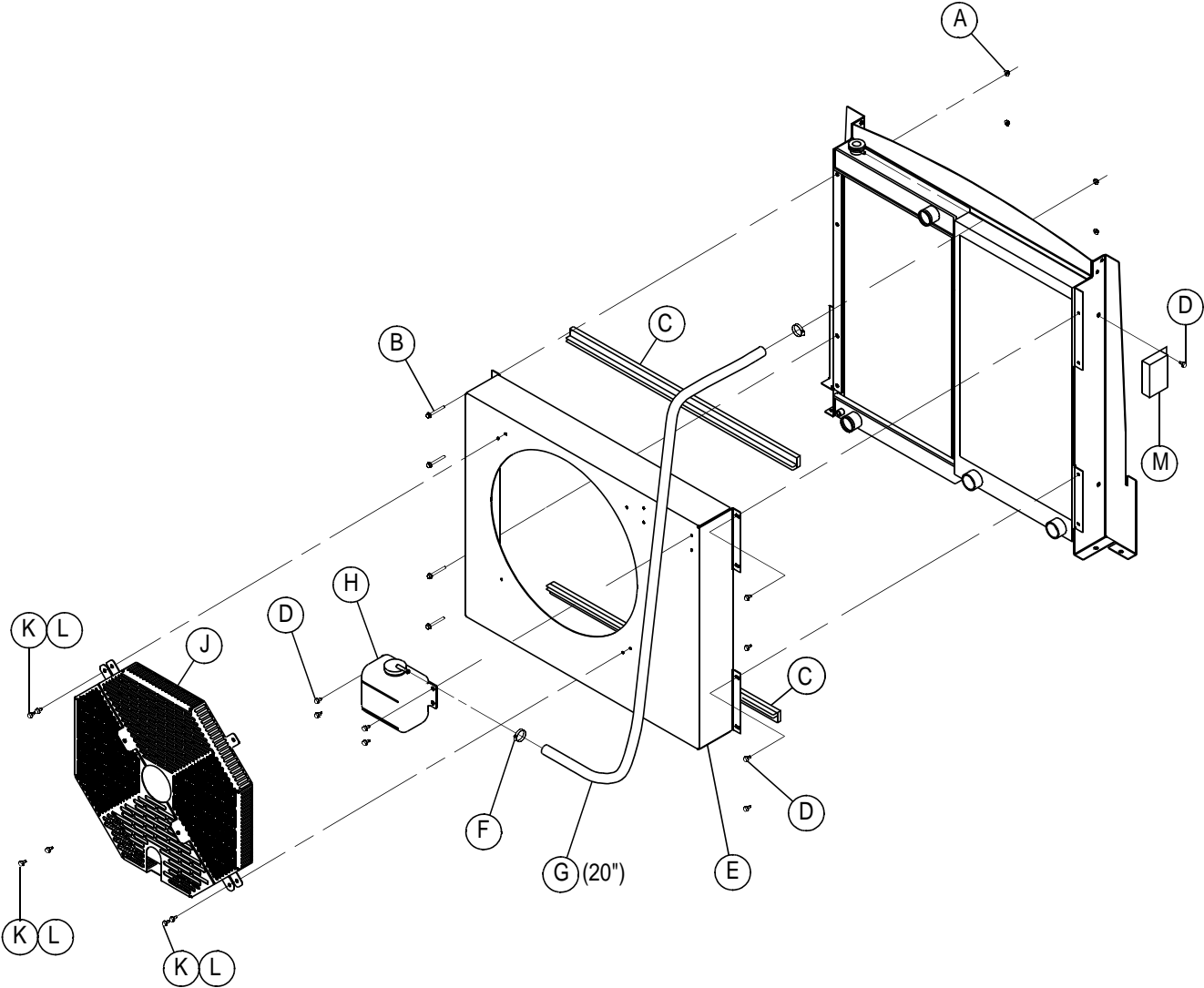


46551818\_01/10\_A



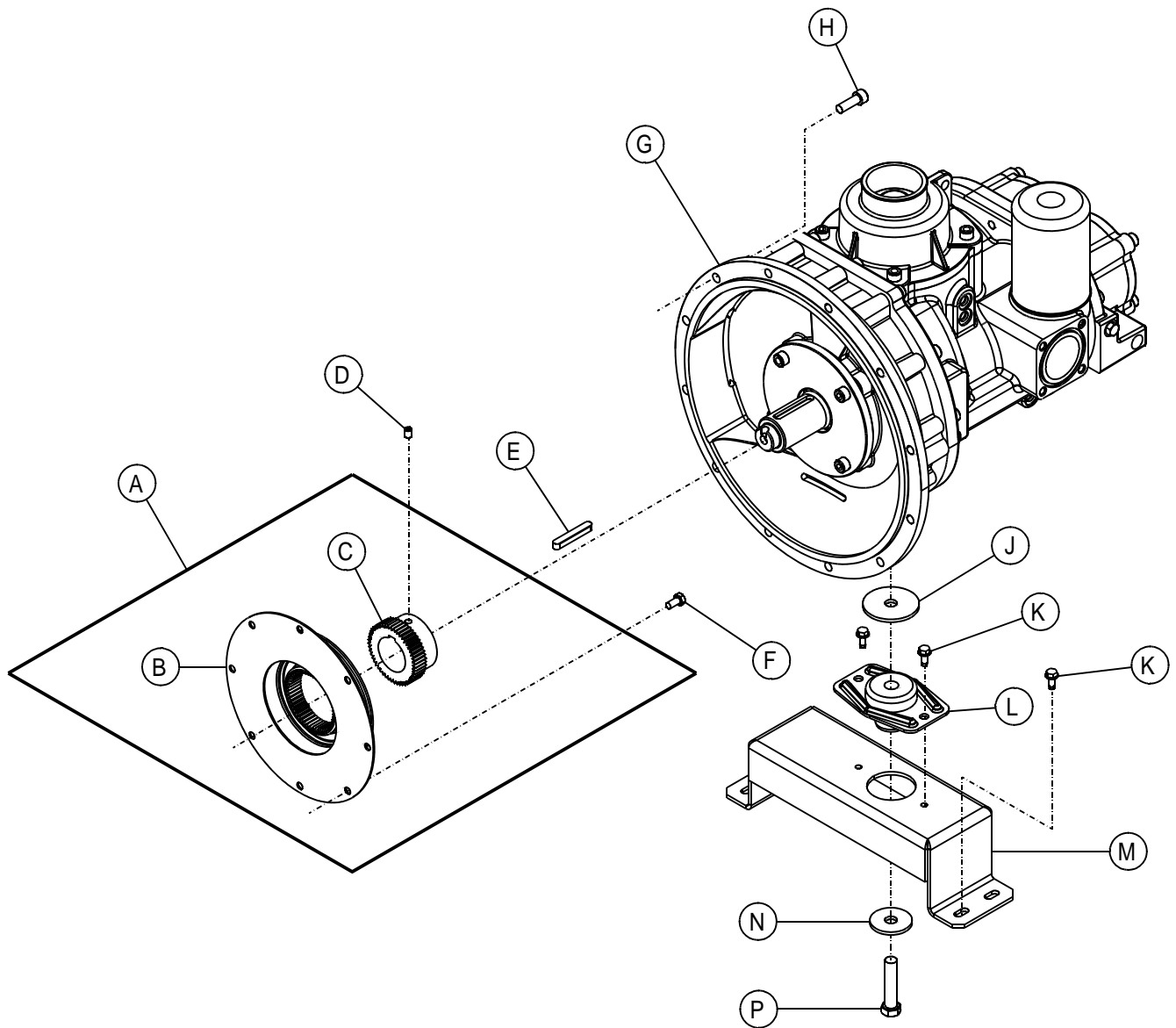
ITEM	COMM. NO.	DESCRIPTION	QTY	DIMENSIONS/NOTES
A	36898104	Nut, Hex Flange M06-1.0	8	
B	36881886	Nut, Hex Flange M8-1.25	4	
C	36889608	Screw, Hex Flange M8-1.25 X 25	4	
D	22489660SB	Support, Radiator	1	
E	35279025	Screw, Tapping M08-1.25 X20	9	
F	22487615SB	Baffle, Radiator Bottom	1	
G	22487607SB	Baffle, Cooler Bottom	1	
H	22489355SB	Baffle, Top	1	
J	54627617	Guard, Door Edge	16.5"	
K	23156714SB	Baffle, Curb Side	1	
L	36797652	Screw, Tapping M06-1.0 X 12	10	
M	36769560	Cap, Radiator	1	
N	22482277	Radiator	1	
P	36882934	Cooler, Oil	1	
Q	23156706	Baffle, Street Side	1	
R	22494660	Hose, Radiator Top	1	
S	35221662	Clamp, Worm Gear	4	
T	36782167	Drain, Cock	1	
U	22494678	Hose, Radiator Bottom	1	
V	96727623	Screw, Hex Flange M6-1.0 X 50	4	
W	35294727	Elbow, 45° 1.06" SAE X -12 JIC	1	
X	22550321	Baffle, Radiator	2	
Y	36921344	Nutsert, Hex M06-1.0	1	
Z	35295880	Connector, 1.06"-12 X -12 JIC	1	

# FAN SHROUD



ITEM	COMM. NO.	DESCRIPTION	QTY	DIMENSIONS/NOTES
A	36898104	Nut, Hex Flange M06-1.0	4	2 Pieces
B	96727623	Screw, Hex Flange M6-1.0 X 50	4	
C	54627617	Guard, Door Edge	31.5"	
D	36797652	Screw, Tapping M06-1.0 X 12	10	
E	22489678SB	Shroud, Fan	1	
F	35296342	Clamp, Worm Gear	2	
G	35360775	Tubing, 5/16"	20"	
H	36884948	Bottle, Coolant Recovery	1	
J	22904783	Guard, Fan	1	
K	35300771	Screw, Tapping M08-1.25 X20	6	
L	95934998	Washer, Flat	6	
M	22580021	Controller, AirSource	1	

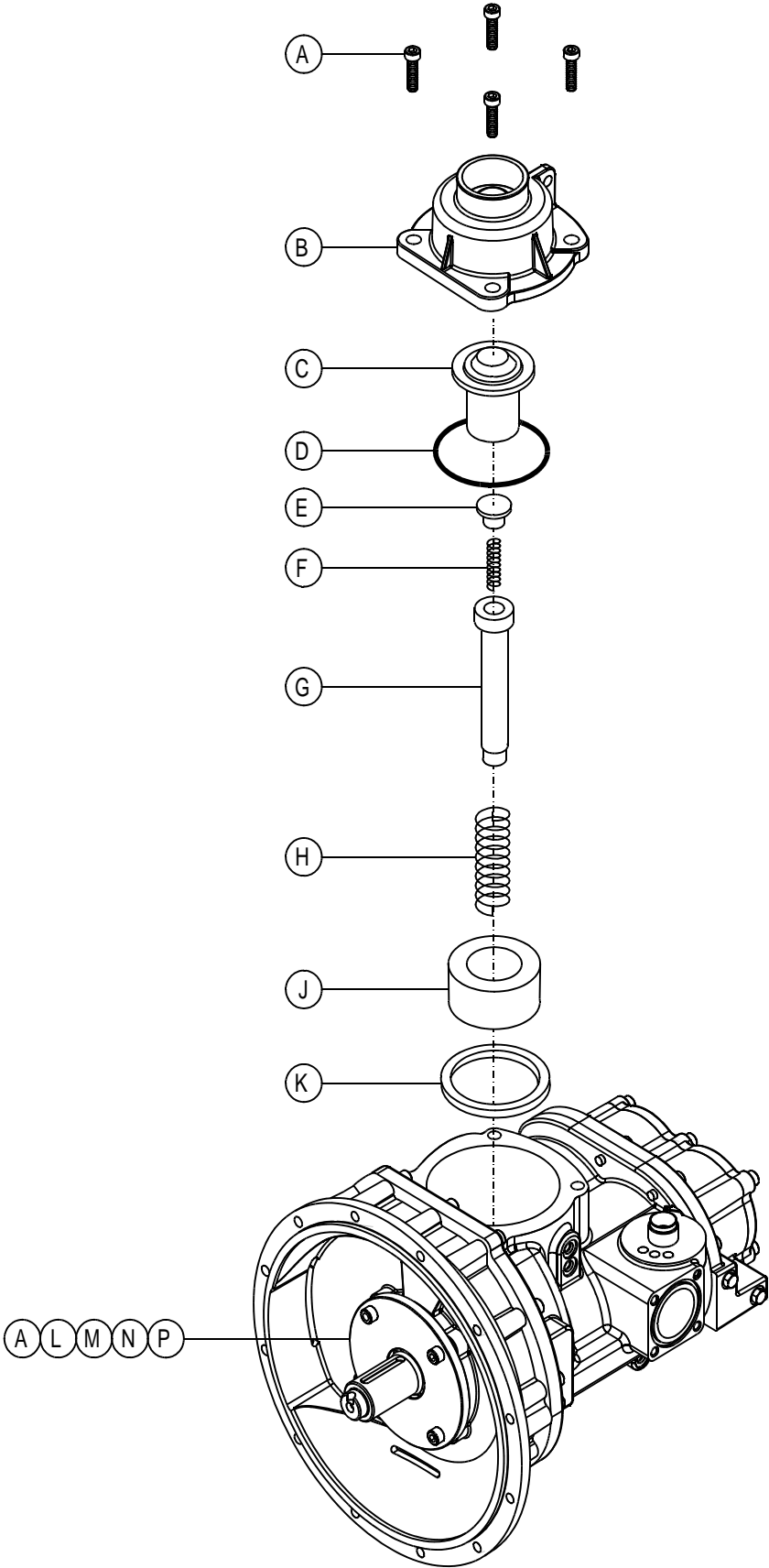
# AIREND and COUPLING MOUNT



46551818\_10/09\_A

ITEM	COMM. NO.	DESCRIPTION	QTY	DIMENSIONS/NOTES
A	46492955	Coupling, Drive	1	
B	46492971	Coupling, Element	1	
C	46492989	Hub, Coupling	1	
D	22404289	Screw, Set M08-1.25 X 12	1	
E	36769289	Key, M8 X 10 X 60 Double Radiused	1	
F	95920401	Screw, Hex 5/16"-18 X .62	8	
G	46499307	Airend Assembly, HE127	1	
H	46542163	Screw, Socket Head M10-1.50 X 30	9	
J	35609874	Washer, Snubber 3.0" X 5/8"	1	
K	35279025	Screw, Tapping M08-1.25 X 20	6	
L	54471057	Isolator	1	
M	46491239SB	Bracket, Airend Mount	1	
N	35327212	Washer, Snubber 2.25" X 5/8"	1	
P	35290113	Screw, Hex M16-2.0 X 75	1	

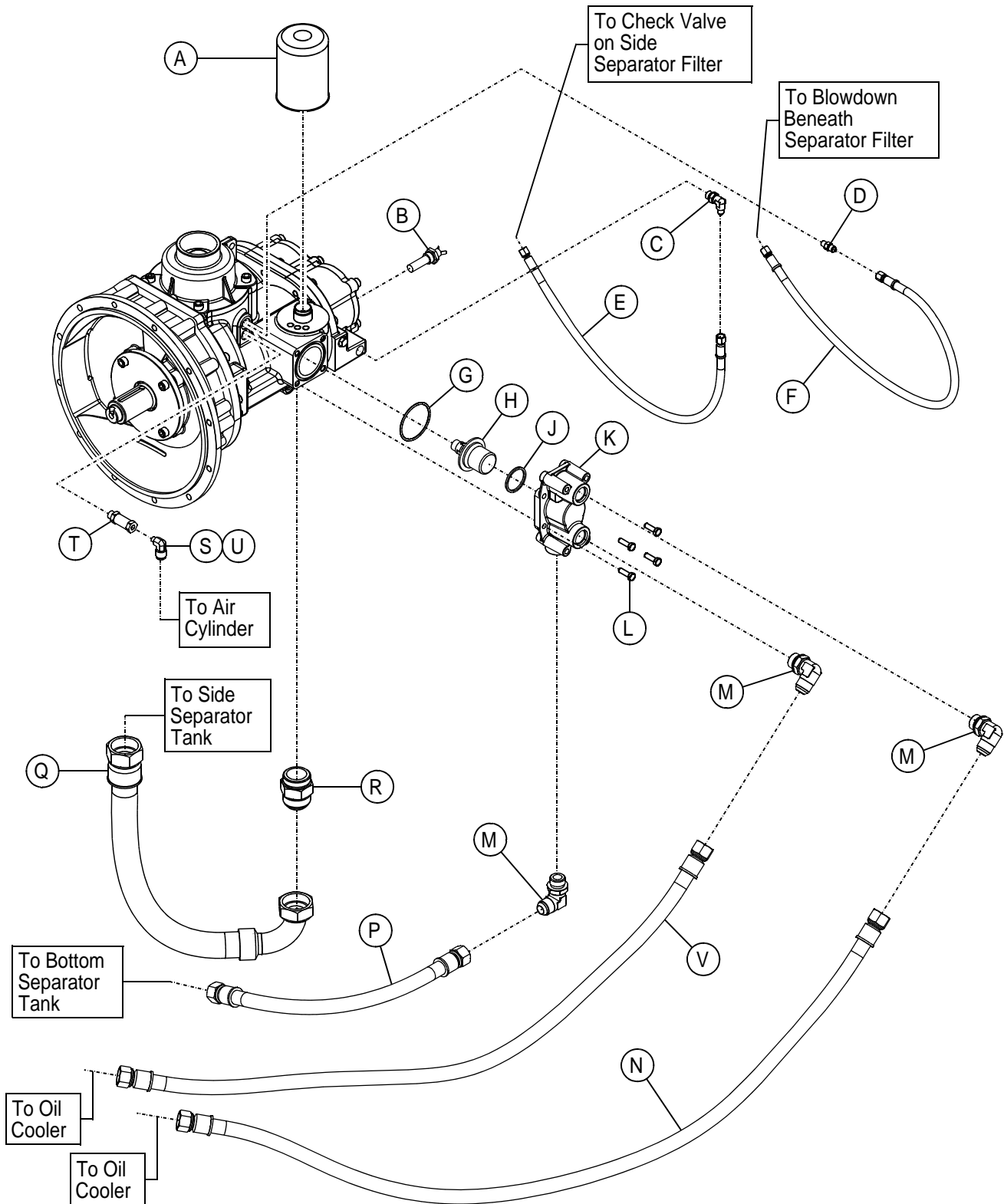
AIREND UNLOADER



46551818\_10/09\_A

ITEM	COMM. NO.	DESCRIPTION	QTY	DIMENSIONS/NOTES
A	96702170	Screw, Socket Head M10-1.50 X 35	8	
B	23296551	Cover, Unloader	1	
C	36511623	Valve, Unloader	1	
D	95058053	O-Ring, 5.00" ID X 0.125"	1	
E	35379817	Cap, Spring	1	
F	35376342	Spring, Unloader	1	
G	35611557	Stem, Piston	1	
H	35376334	Spring, Coil	1	
J	35611615	Piston, Unloader	1	
K	35376359	Seal, U Type	1	
L	23231921	Cover, Front Seal	1	
M	39322284	Seal, Lip M48.12	1	
N	95059077	O-Ring, 4.50" ID X 0.125"	1	
P	54440060	Bearing, Ball M50 X 110	1	

# AIREND PIPING

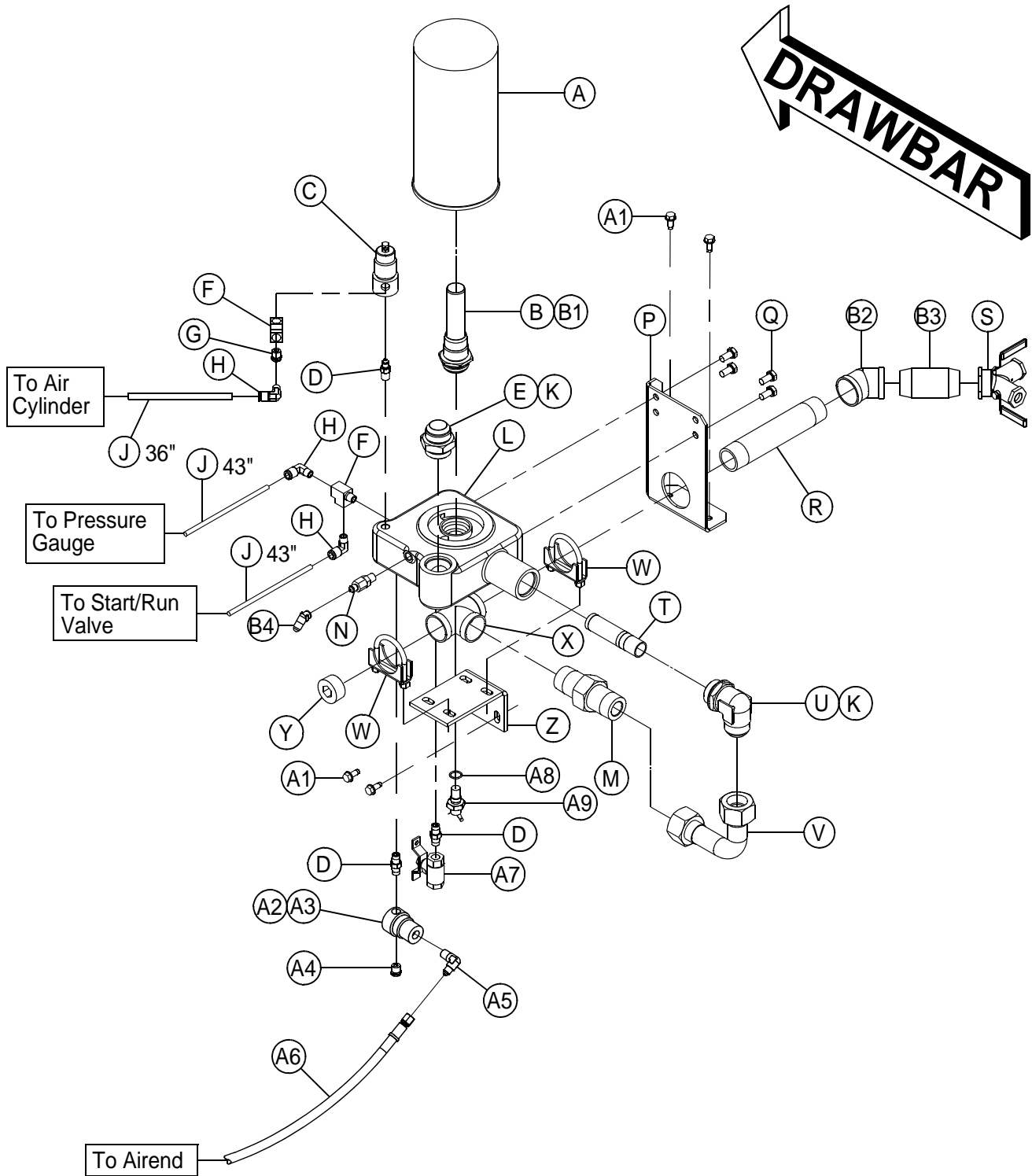


46551818\_01/10\_A



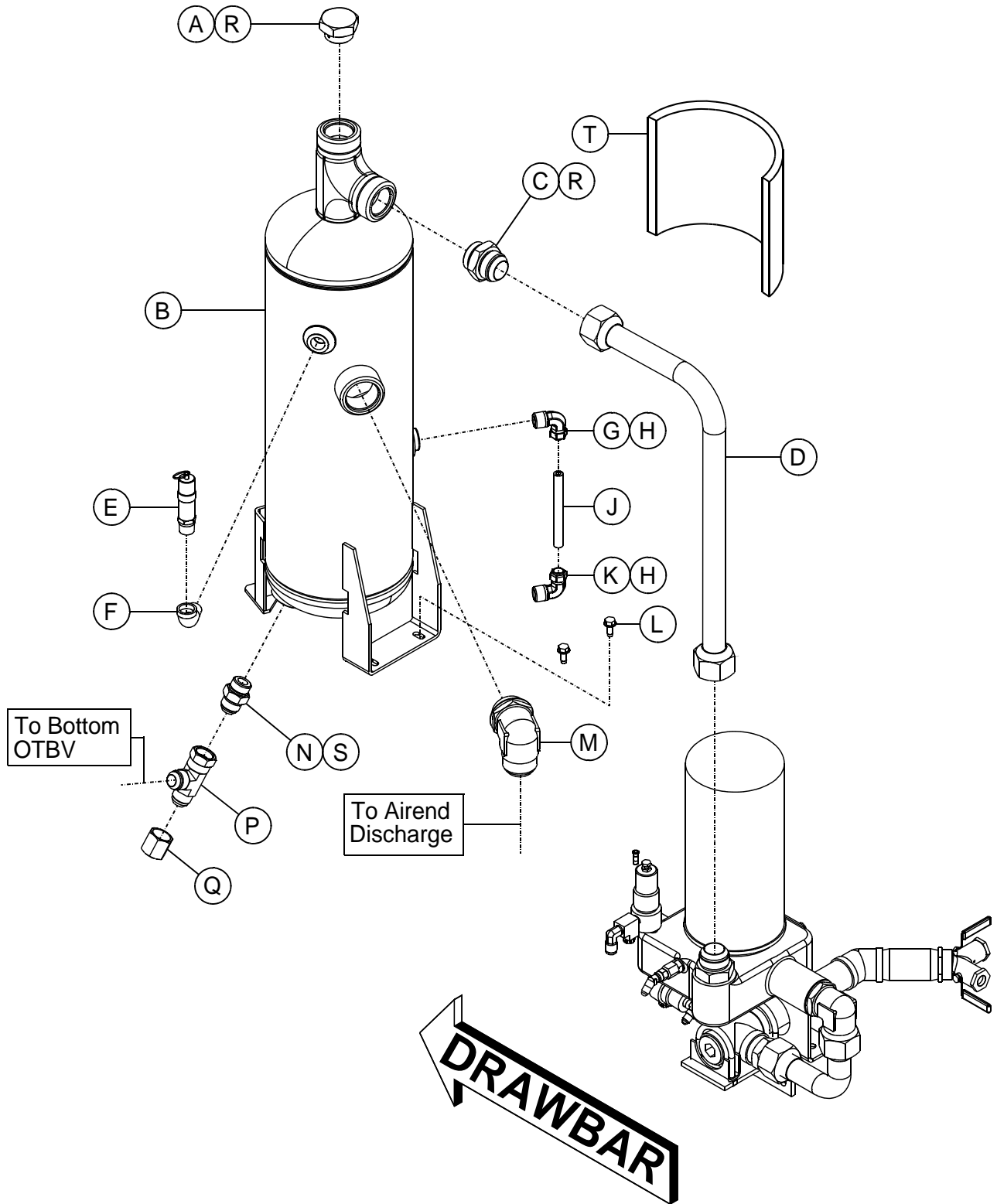
ITEM	COMM. NO.	DESCRIPTION	QTY	DIMENSIONS/NOTES
A	23279078	Element, Oil Filter	1	
B	22823199	Switch, Temperature	1	
C	35279876	Elbow, 90° O-Ring 7/16"-20 X -4 JIC	1	
D	95287629	Connector, Flitting 1/8" NPT X 1/4" Tube	1	
E	35282912	Hose Assembly, -4 JIC X 27"	1	
F	35283258	Hose Assembly, -4 JIC X 34"	1	
G	36788172	Seal, U Type	1	
H	22195820	Element, OTBV	1	
J	95022307	O-Ring, 2.63" ID X 0.135"	1	
K	23334717	Housing, OTBV	1	
L	46542163	Screw, Socket Head M10-1.50 X 30	4	
M	35294750	Elbow, 90° 1.06" SAE X -12 JIC	3	
N	35376110	Hose Assembly, -12 JIC X 54"	1	
P	22180889	Hose Assembly, -12 JIC X 22"	1	
Q	22165658	Hose Assembly, -24 JIC X 28"	1	
R	35296409	Connector, -24JIC X 1.88"-12	1	
S	35370386	Elbow, 90° Male 1/8" NPT X 3/8" Tube	1	
T	36886992	Valve, Check 0.078" Orifice	1	
U	35279959	O-Ring, 0.35" ID X .007"	AR	
V	36881936	Hose Assembly, -12 JIC X 65"	1	

# SEPARATOR FILTER



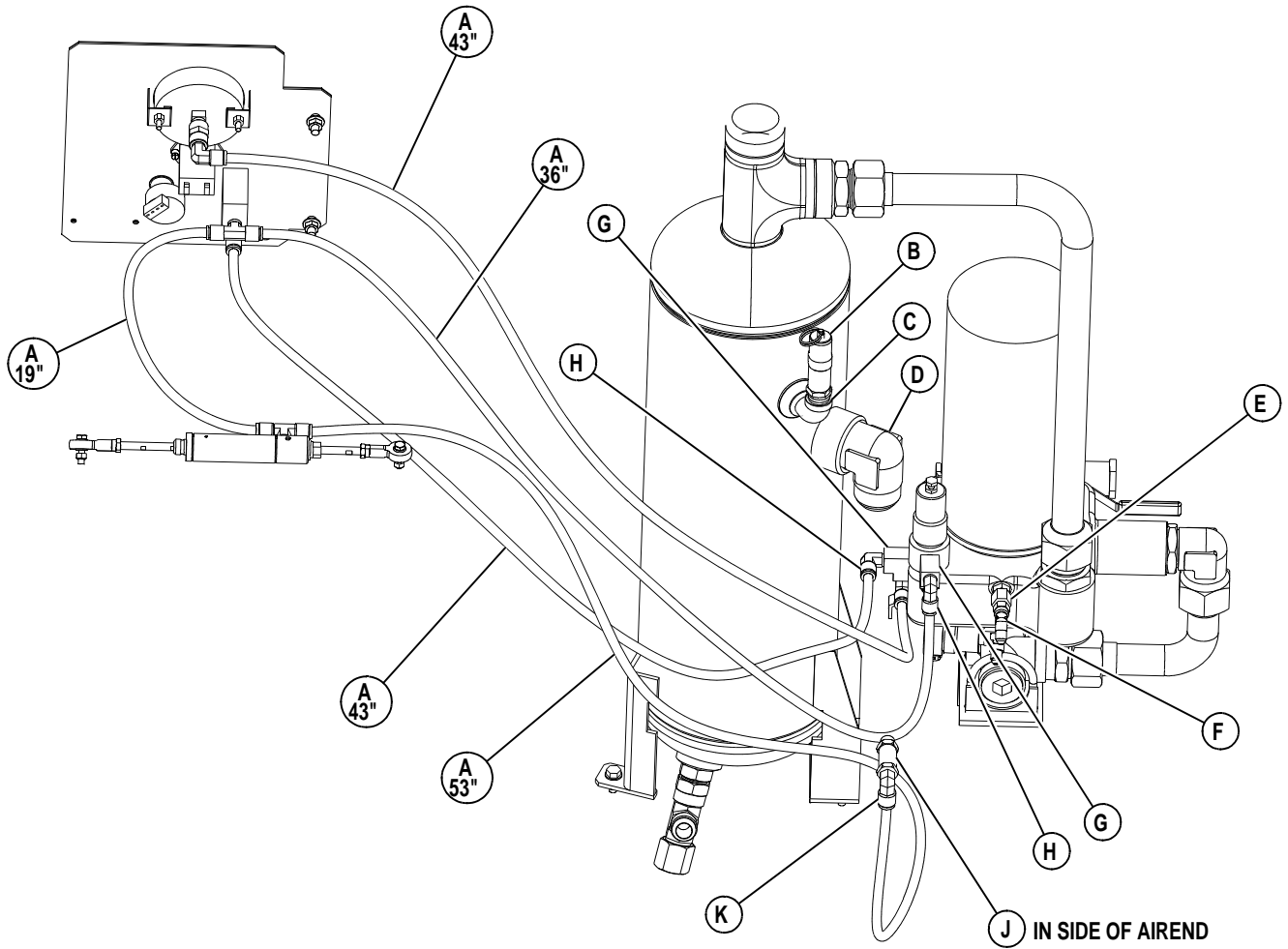
ITEM	COMM. NO.	DESCRIPTION	QTY	DIMENSIONS/NOTES
A	22436331	Element, Separator Filter	1	See Lengths Above
B	22610760	Nipple, Filter Air-Oil	1	
C	36896892	Valve, Pressure Regulator 200 PSI	1	
D	36793776	Nipple, 0.25" NPT	3	
E	35279785	Connector, 1-5/8"-12 X -20 JIC	1	
F	35114545	Tee, Street 1/4" NPT	2	
G	36766756	Orifice, Muffler 0.140"	1	
H	35369354	Elbow, 1/4" NPT X 3/8" Tube	3	
J	35356484	Tubing, 3/8" Synflex	*	
K	35279942	O-Ring 3-20	AR	
L	22406755	Filter Head	1	
M	95219770	Connector, Flitting 1.25" NPT X 1.25 Tube	1	
N	36840437	Valve, .062" Orifice Check	1	
P	22355846SB	Bracket, Separator Filer	1	
Q	96702279	Screw, Hex M10-1.5 X 20	4	
R	95916268	Nipple, Long 1.25" NPT X 8"	1	
S	36881076	Valve, Wye	1	
T	36921377	Nozzle, 0.395" Orifice Sonic	1	
U	35279777	Elbow, 90° 1-5/8"-12 X -20 JIC	1	
V	22662605	Tube, Discharge	1	
W	35192178	Clamp, Saddle	2	
X	95954236	Tee, 1.25" NPT	1	
Y	95928248	Plug, Hex Countersink 1.25" NPT	1	
Z	22642532	Bracket, Service Pipe	1	
A1	35279025	Screw, Tapping M08-1.25 X 20	4	
A2	35322379	Valve, Blowdown	1	
A3	35379064	Repair Kit, Diaphragm	AR	
A4	43213388	Orifice, Muffler 0.093"	1	
A5	35283464	Elbow, 90° Male 1/4" NPT X 1/4" Tube	1	
A6	35283258	Hose Assembly, -4 JIC X 34"	1	
A7	35324839	Valve, Ball 1/4" NPT	1	
A8	39404165	O-Ring, 0.644" ID x 0.087"	AR	
A9	35596436	Switch, Temperature 248° F	1	
B1	22610950	O-Ring 2 - 32	AR	
B2	95937447	Elbow, 45° 1.25" NPT	1	
B3	95953709	Nipple, Close 1.25" NPT X 1.63"	1	
B4	95446340	Elbow, 45° Swivel Nut 7/16" -20 SAE	1	

# SEPARATOR TANK



ITEM	COMM. NO.	DESCRIPTION	QTY	DIMENSIONS/NOTES
A	35579630	Plug, 1-5/8" O-Ring	1	
B	46490884	Tank, Separator	1	
C	35279785	Connector, 1.63"-12 X -20 JIC	1	
D	46490892	Tube, Separator Tank to Filter	1	
E	36920254	Valve, Safety 200 PSI	1	
F	95928164	Elbow, Street 1/2" NPT	1	
G	22685481	Elbow, Top Sight Tube	1	
H	22685507	Insert, 1/4" Tube	2	
J	22685515	Tube, Sight Gage	1	
K	22685499	Elbow, Bottom Sight Tube	1	
L	35279025	Screw, Tapping M08-1.25 X 20	3	
M	95431292	Elbow, 90° 1.88"-12 X -24JIC	1	
N	35295880	Connector, 1.06"-12 X -12 JIC	1	
P	23287739	Tee, 1-1/16" SAE X -12 JIC X -12 JIC	1	
Q	35369214	Cap, Fitting -12 JIC	1	
R	35279942	O-Ring 3-20	AR	
S	35294768	O-Ring 3-12	AR	
T	36767051	Foam	1	

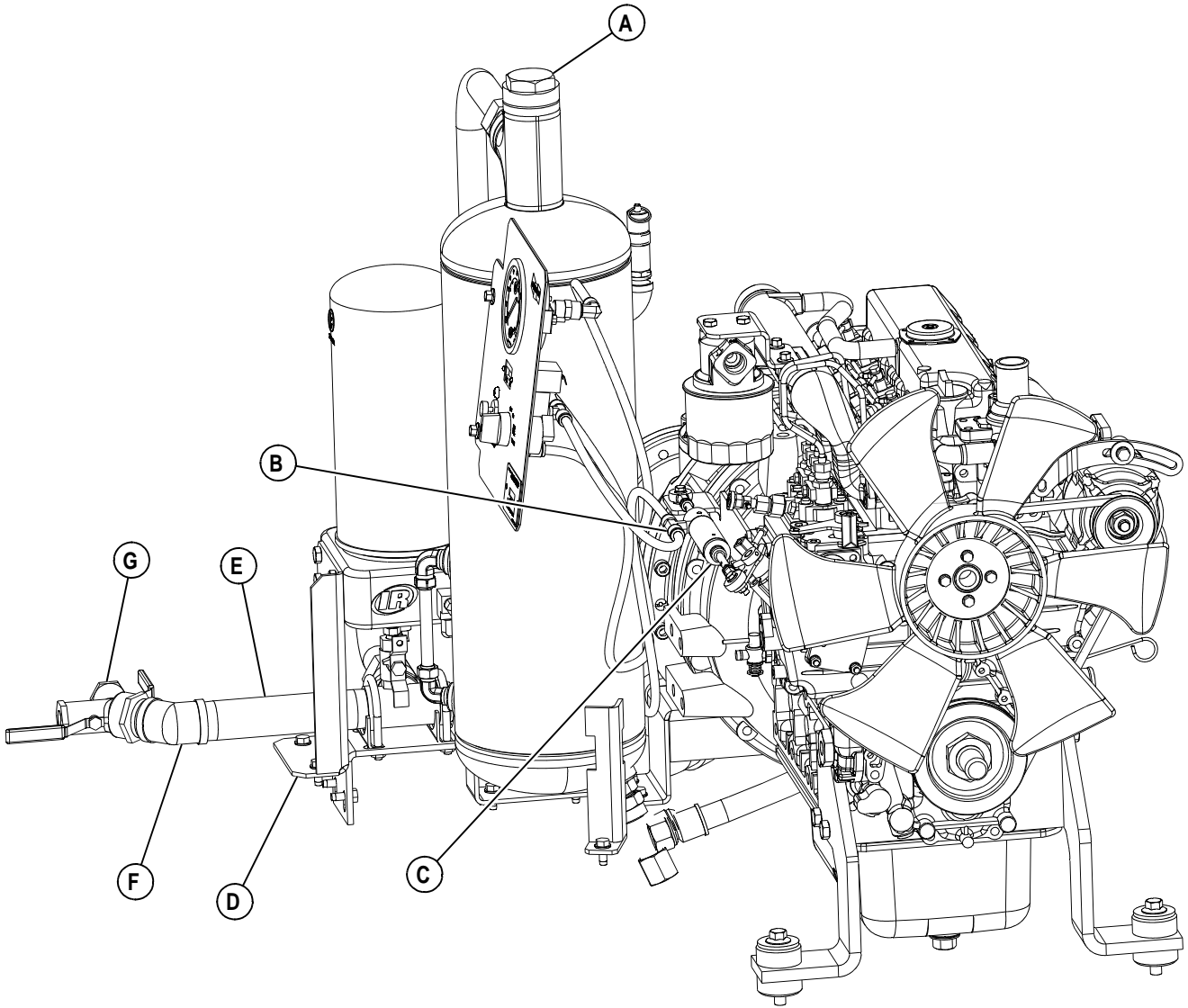
# AIR and OIL PIPING - TUBING



**ENGINE AND AIREND REMOVED  
FOR DRAWING CLARITY**

ITEM	COMM. NO.	DESCRIPTION	QTY	DIMENSIONS/NOTES
A	35356484	Tubing, 3/8" Synflex	~	See Lengths Above
B	36920254	Valve, Safety 200 PSI	1	
C	95928164	Elbow, Street 1/2" NPT	1	
D	95431292	Elbow, 90° 1.88"-12 X -24JIC	1	
E	36840437	Valve, .062" Orifice Check	1	
F	95446340	Elbow, 45° Swivel Nut 7/16" -20 SAE	1	
G	35114545	Tee, Street 1/4" NPT	2	
H	35369354	Elbow, 1/4" NPT X 3/8" Tube	2	
J	36886992	Valve, Check 0.078" Orifice	1	
K	35370386	Elbow, 90° Male 1/8" NPT X 3/8" Tube	1	

# AIR and OIL PIPING - FRONT

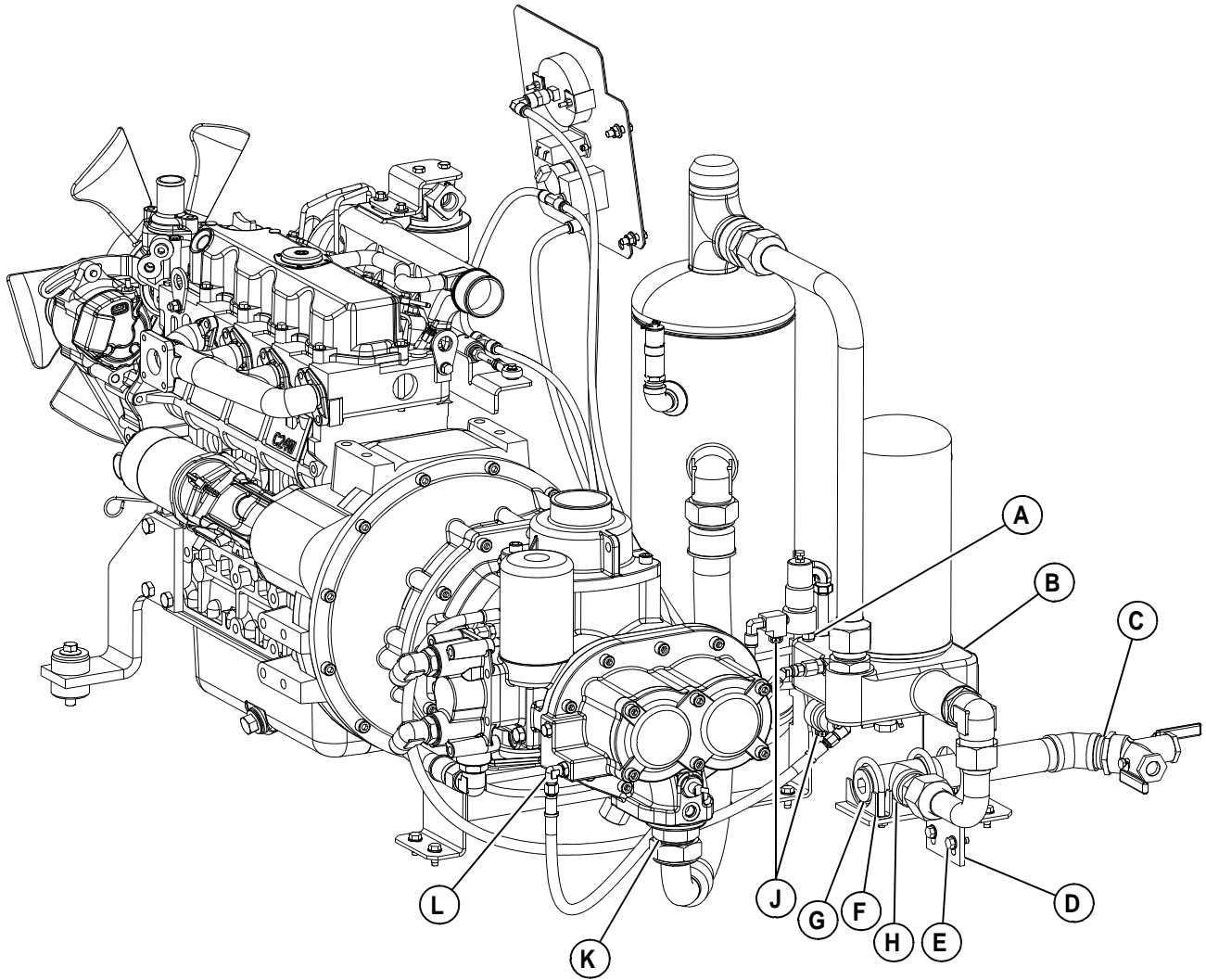


46551818\_01/10\_A



ITEM	COMM. NO.	DESCRIPTION	QTY	DIMENSIONS/NOTES
A	35579630	Plug, 1-5/8" O-Ring	1	
B	35369396	Tee, Male Branch 1/8" NPT X 3/8:" Tube	1	
C	35592435	Cylinder, Air	1	
D	22355846SB	Bracket, Separator Filer	1	
E	95916268	Nipple, Long 1.25" NPT X 8"	1	
F	95937447	Elbow, 45° 1.25" NPT	1	
G	36881076	Valve, Wye	1	

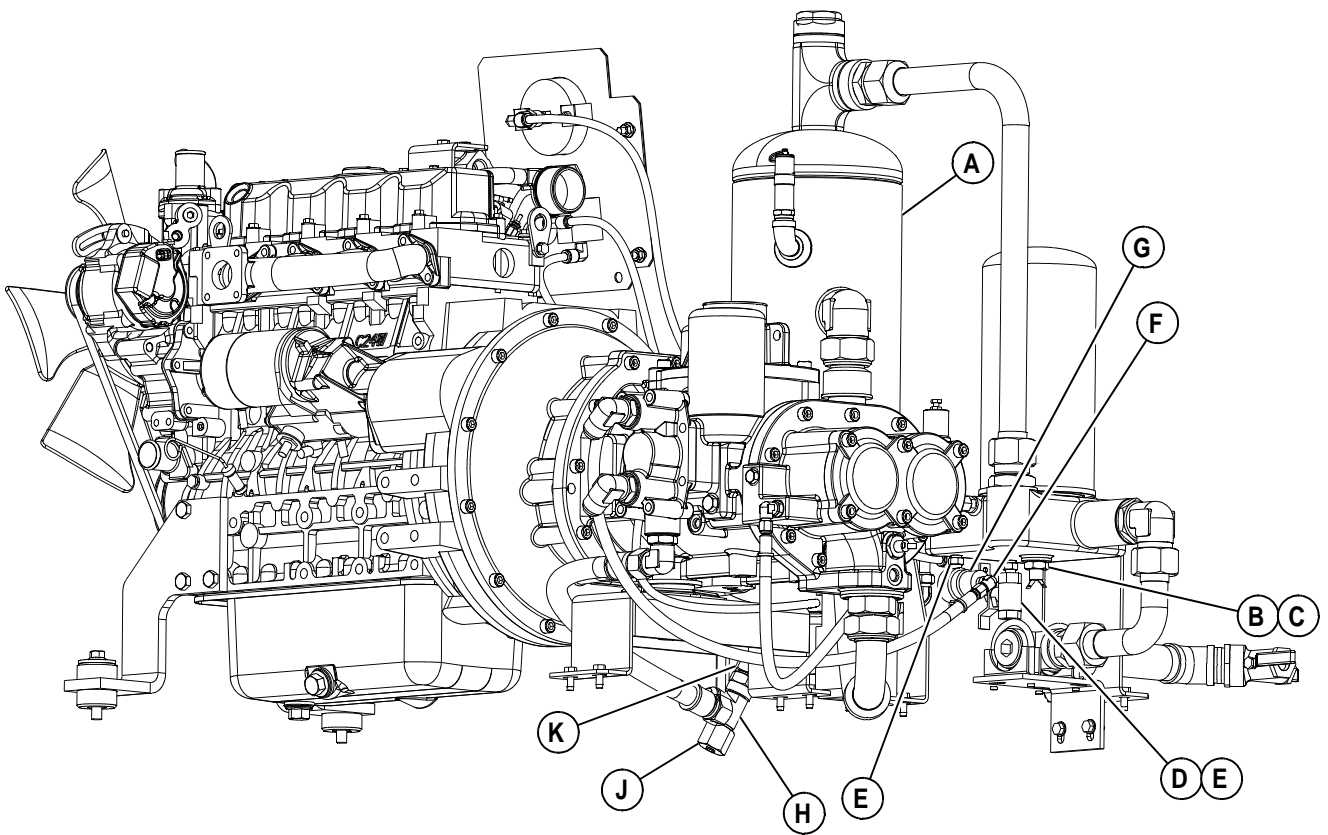
# AIR and OIL PIPING - REAR



46551818\_01/10\_A

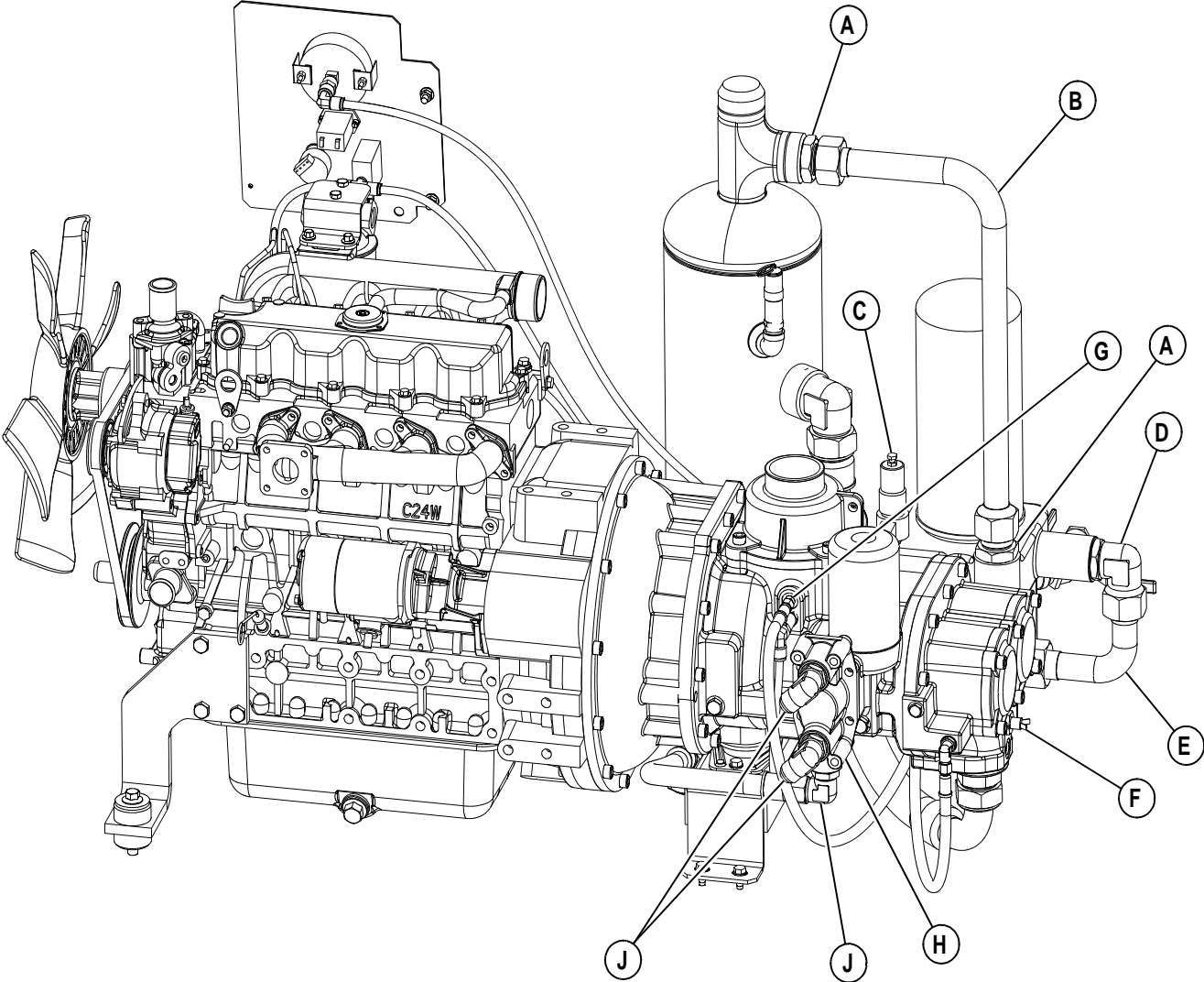
ITEM	COMM. NO.	DESCRIPTION	QTY	DIMENSIONS/NOTES
A	36793776	Nipple, 0.25" NPT	1	
B	22406755	Filter Head	1	
C	95953709	Nipple, Close 1.25" NPT X 1.63"	1	
D	22642532	Bracket, Service Pipe	1	
E	35279025	Screw, Tapping M08-1.25 X 20	4	
F	35192178	Clamp, Saddle	2	
G	95928248	Plug, Hex Countersink 1.25" NPT	1	
H	95954236	Tee, 1.25" NPT	1	
J	36766756	Orifice, Muffler 0.140"	2	
K	35296409	Connector, -24JIC X 1.88"-12	1	
L	35279876	Elbow, 90° O-Ring 7/16"-20 X -4 JIC	1	

# AIR and OIL PIPING - STSD BOTTOM



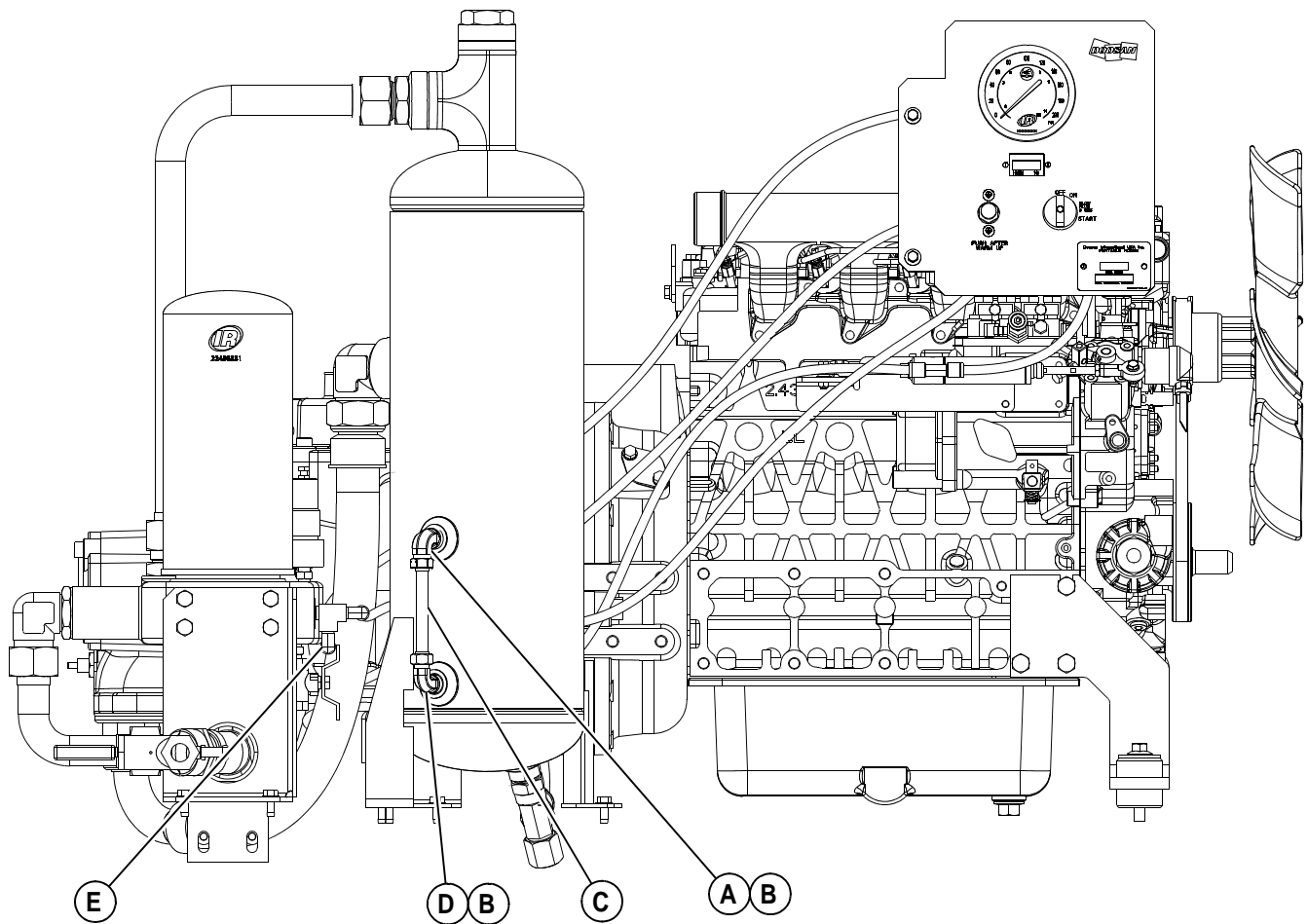
ITEM	COMM. NO.	DESCRIPTION	QTY	DIMENSIONS/NOTES
A	46490884	Tank, Separator	1	
B	35596436	Switch, Temperature 248° F	1	
C	39404165	O-Ring, 0.644" ID x 0.087"	AR	
D	35324839	Valve, Ball 1/4" NPT	1	
E	36793776	Nipple, 0.25" NPT	2	
F	35283464	Elbow, 90° Male 1/4" NPT X 1/4" Tube	1	
G	35322379	Valve, Blowdown	1	
H	35295880	Connector, 1.06"-12 X -12 JIC	1	
J	23287739	Tee, 1-1/16" SAE X -12 JIC X -12 JIC	1	
K	35369214	Cap, Fitting -12 JIC	1	

AIR and OIL PIPING - STSD



ITEM	COMM. NO.	DESCRIPTION	QTY	DIMENSIONS/NOTES
A	35279785	Connector, 1.63"-12 X -20 JIC	2	
B	46490892	Tube, Separator Tank to Filter	1	
C	36896892	Valve, Pressure Regulator 200 PSI	1	
D	35279777	Elbow, 90° 1-5/8"-12 X -20 JIC	1	
E	22662605	Tube, Discharge	1	
F	22823199	Switch, Temperature	1	
G	95287629	Connector, Flitting 1/8" NPT X 1/4" Tube	1	
H	23334717	Housing, OTBV	1	
J	35294750	Elbow, 90° 1.06" SAE X -12 JIC	3	

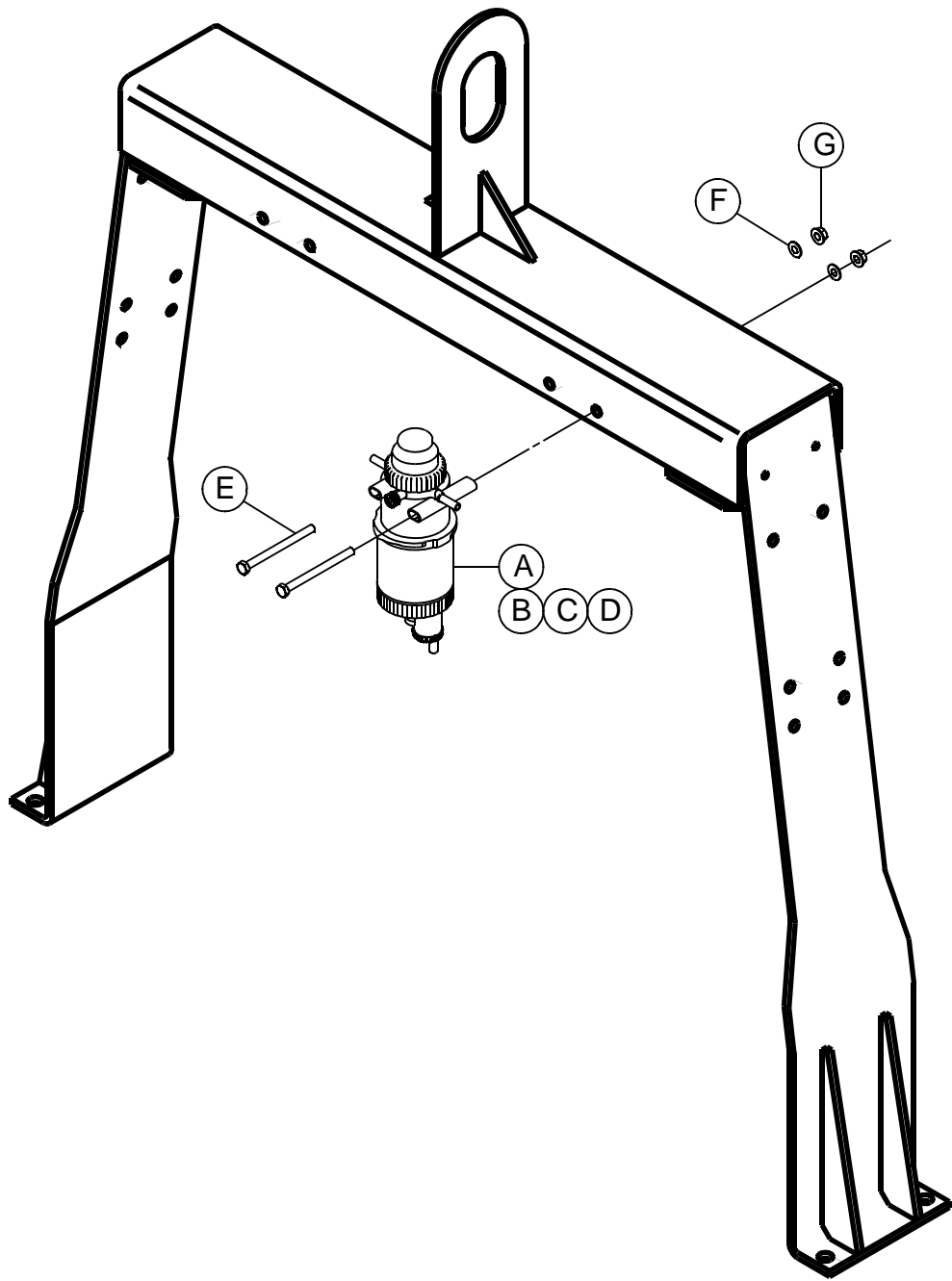
# AIR and OIL PIPING - CRBSD





ITEM	COMM. NO.	DESCRIPTION	QTY	DIMENSIONS/NOTES
A	22685481	Elbow, Top Sight Tube	1	
B	22685507	Insert, 1/4" Tube	2	
C	22685515	Tube, Sight Gage	1	
D	22685499	Elbow, Bottom Sight Tube	1	
E	35369354	Elbow, 1/4" NPT X 3/8" Tube	1	

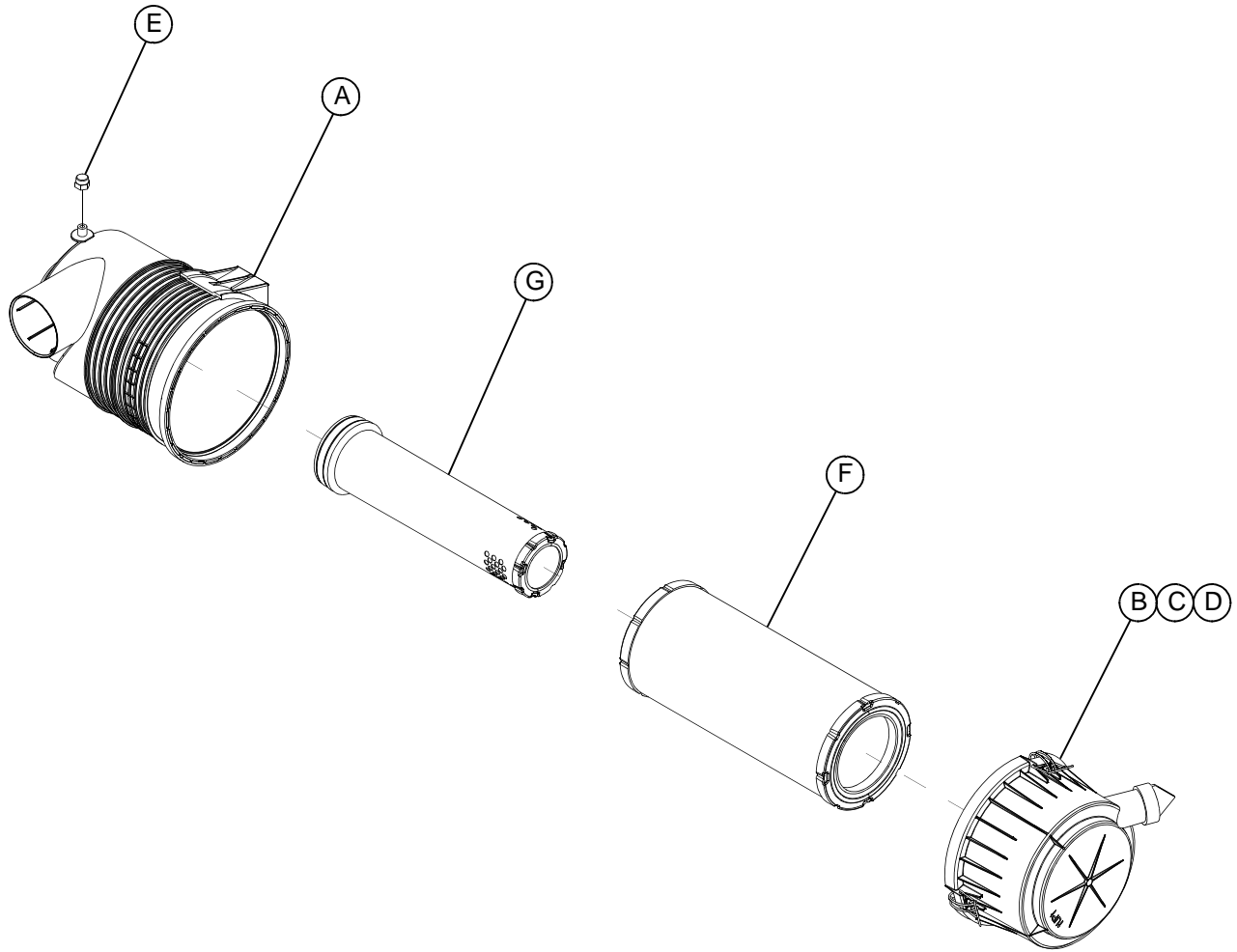
# FUEL FILTER MOUNT



46551818\_10/09\_A

ITEM	COMM. NO.	DESCRIPTION	QTY	DIMENSIONS/NOTES
A	22528228	Filter, Fuel/Water	1	
B	22532386	Bowl, Polycarbonate	1	
C	22532378	Element, Fuel 10 Micron	1	
D	22532394	Kit, Primer Pump	1	
E	96726435	Screw, Hex M08-1.25 X 100	2	
F	95935037	Washer, Flat	2	
G	36881886	Nut, Hex Flange M08-1.25	2	

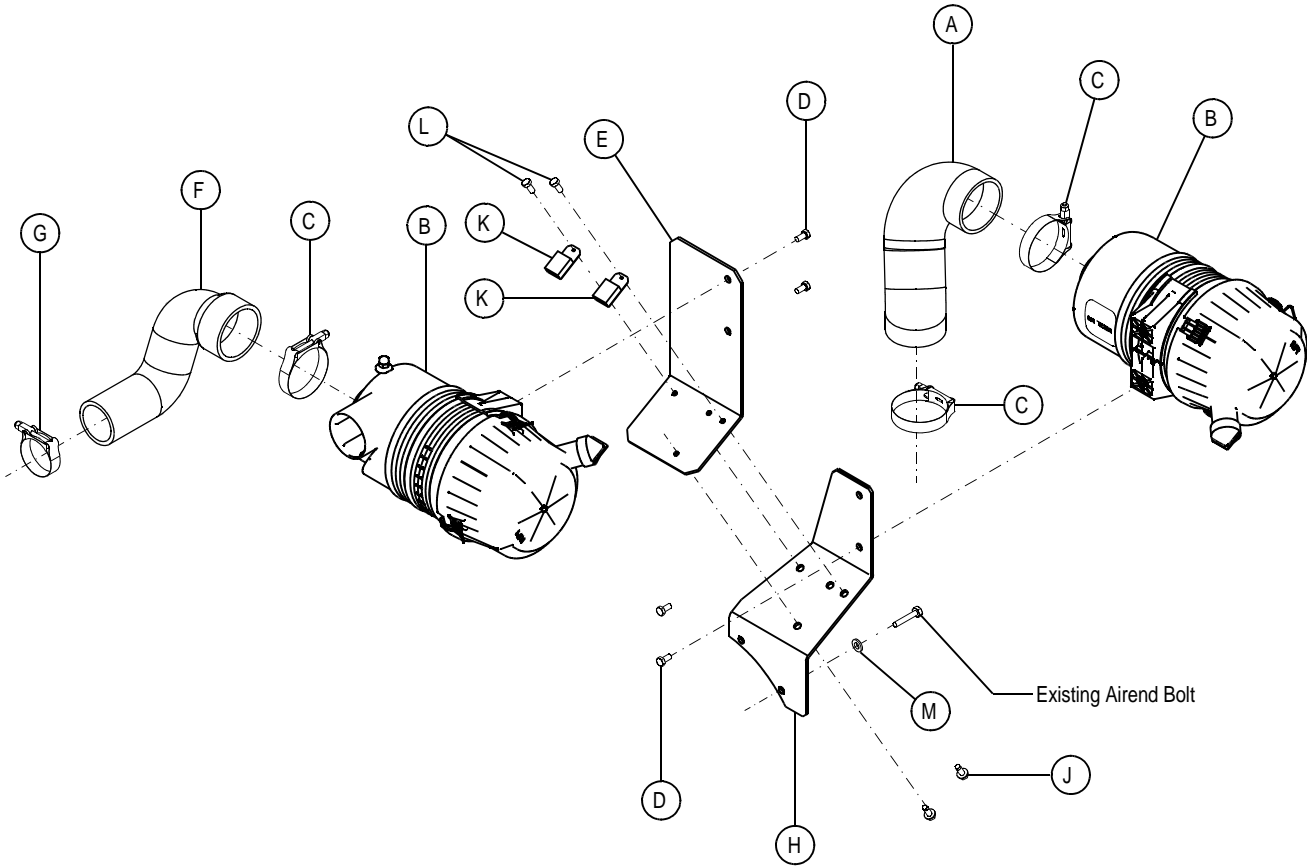
# AIR CLEANER FILTER



46551818\_10/09\_A

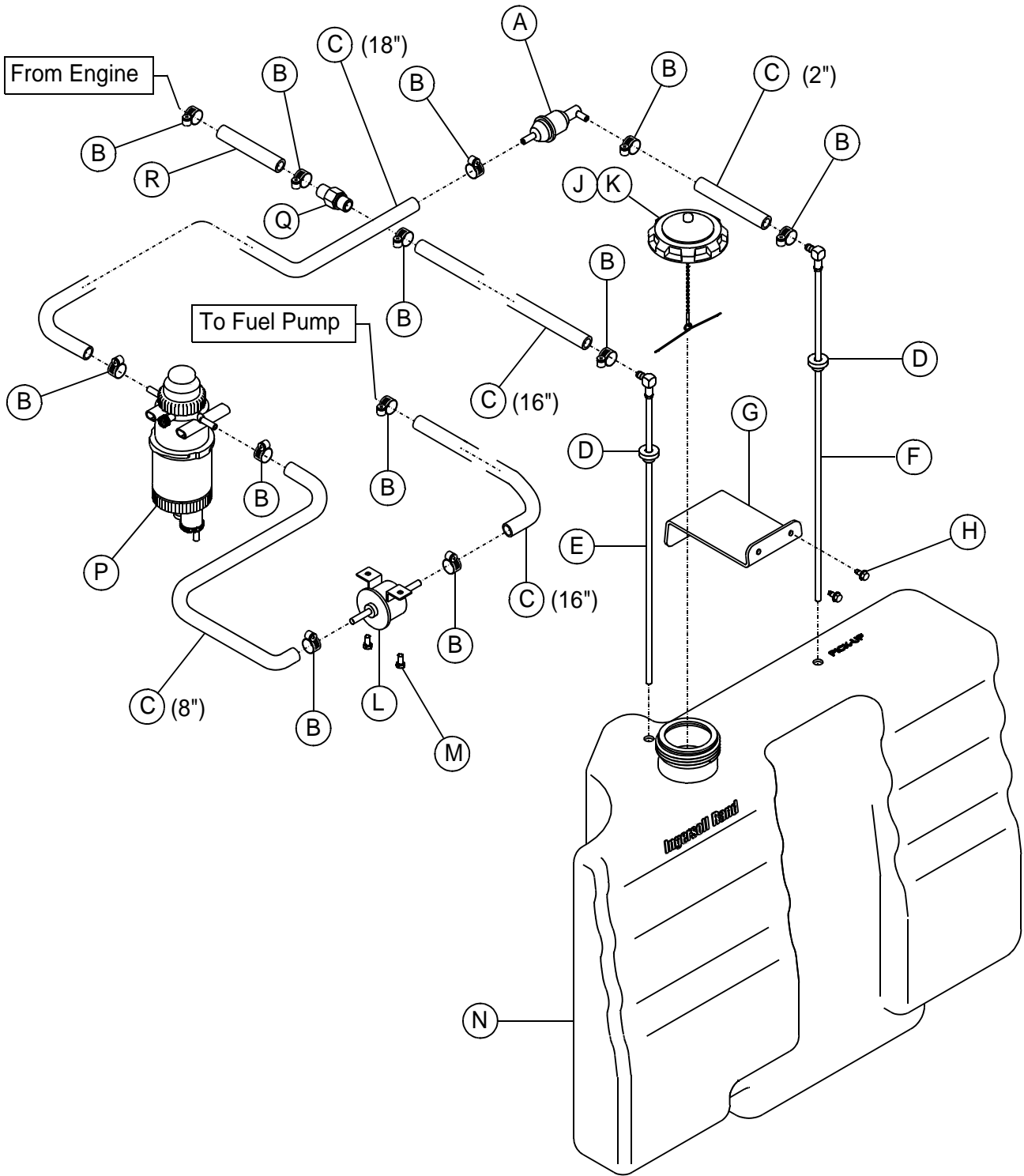
ITEM	COMM. NO.	DESCRIPTION	QTY	DIMENSIONS/NOTES
A	35393701	Body, Air Cleaner	1	
B	35393693	Cover, Air Cleaner	1	
C	35393669	Clip, Retaining	3	
D	35393677	Valve, Dust Ejector	1	
E	35393719	Plug, Cap	1	
F	35393685	Element, Primary	1	
G	35393651	Element, Safety	1	Optional

# AIR INTAKE



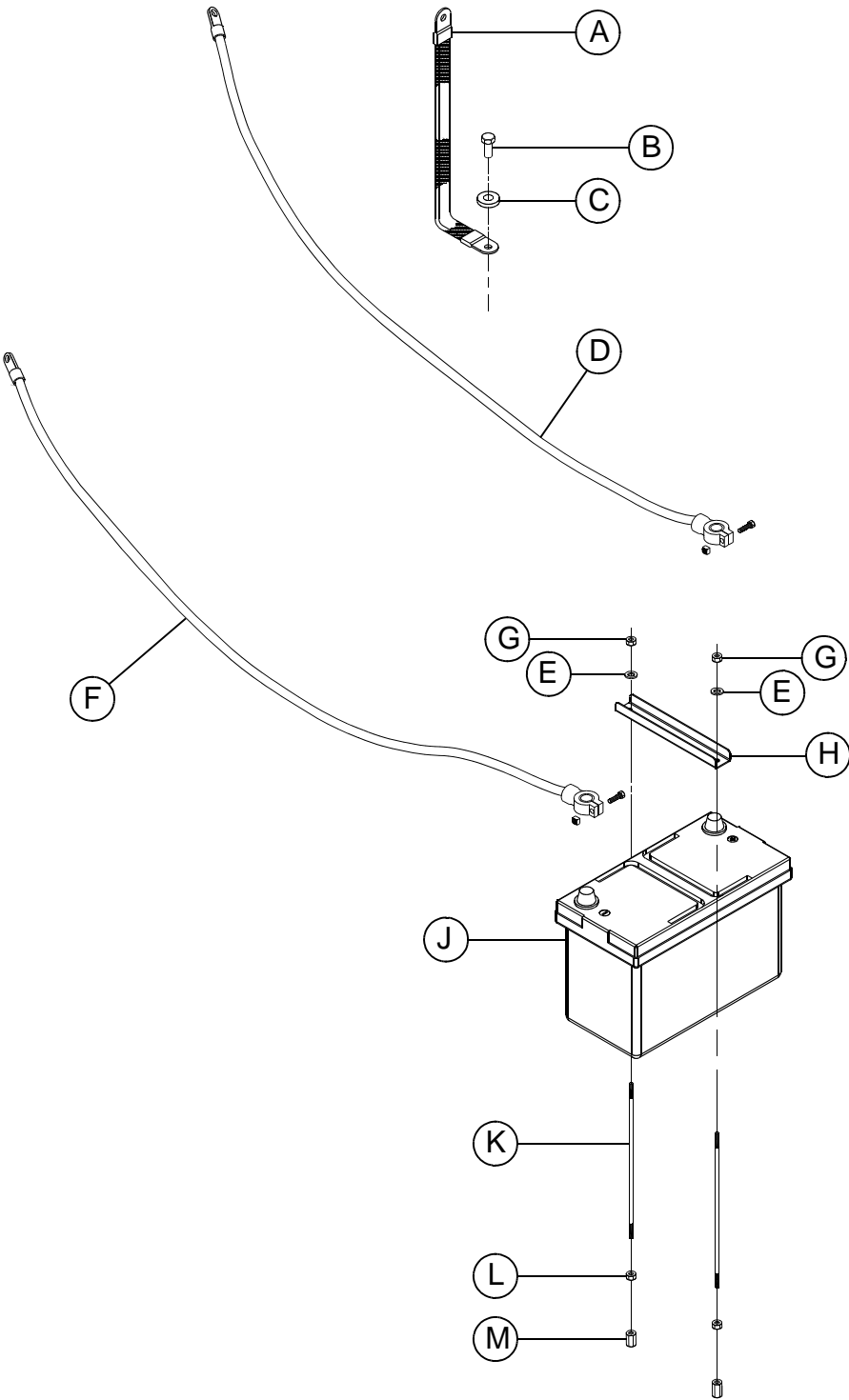
ITEM	COMM. NO.	DESCRIPTION	QTY	DIMENSIONS/NOTES
A	46499596	Hose, Flexible 3.0" A/E Filter	1	
B	36897999	Cleaner Assembly, Air	2	
C	35374073	Clamp, T-Bolt 3.62" Dia	3	
D	96702816	Screw, Hex Cap M08-1.25 X 16	4	
E	22652028SB	Bracket, Engine Air Filter	1	
F	22451694	Elbow, Engine	1	
G	23247604	Clamp, T 3.12"	1	
H	22652010SB	Bracket, Air Filter A/E	1	
J	35279025	Screw, Tapping M08-1.25 X20	2	
K	22511505	Relay, 70AMP 12VDC	2	
L	36797652	Screw, Tapping M06-1.0 X 12	2	
M	95935037	Washer, Flat	2	

# FUEL TANK PIPING



ITEM	COMM. NO.	DESCRIPTION	QTY	DIMENSIONS/NOTES
A	36845493	Filter, Fuel 0.7mm Media	1	See Lengths Above
B	35296342	Clamp, Worm Gear	12	
C	35363498	Hose, Fuel 0.31" ID	~	
D	35384577	Bushing, Nitrile	2	
E	22366066	Standpipe Assembly	1	
F	22366058	Standpipe Assembly	1	
G	22524425SB	Bracket, Fuel Tank Hold Down	1	
H	35279025	Screw, Tapping M08-1.25 X 20	2	
J	36885564	Cap, Fuel	1	
K	35385111	Gasket, Fuel Cap	1	
L	22568398	Pump, Electronic Fuel	1	
M	36797652	Screw, Tapping M06-1.0 X 12	2	
N	22343503	Tank, Fuel	1	
P	22528228	Filter, Fuel / Water	1	
Q	36895977	Reducer, Fuel Line 3/16" to 1/4"	1	
R	35282078	Hose, Fuel 1/4"	4"	

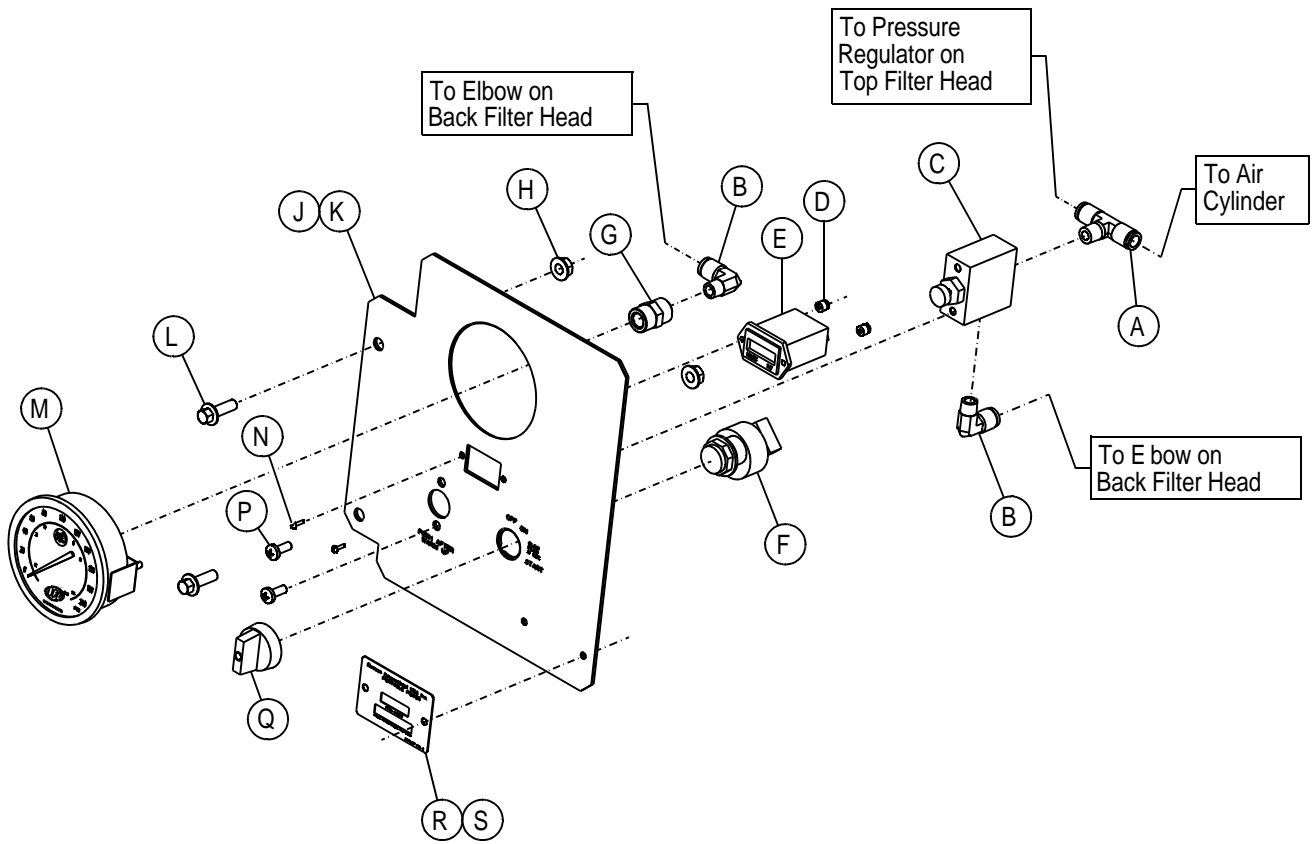
BATTERY MOUNT





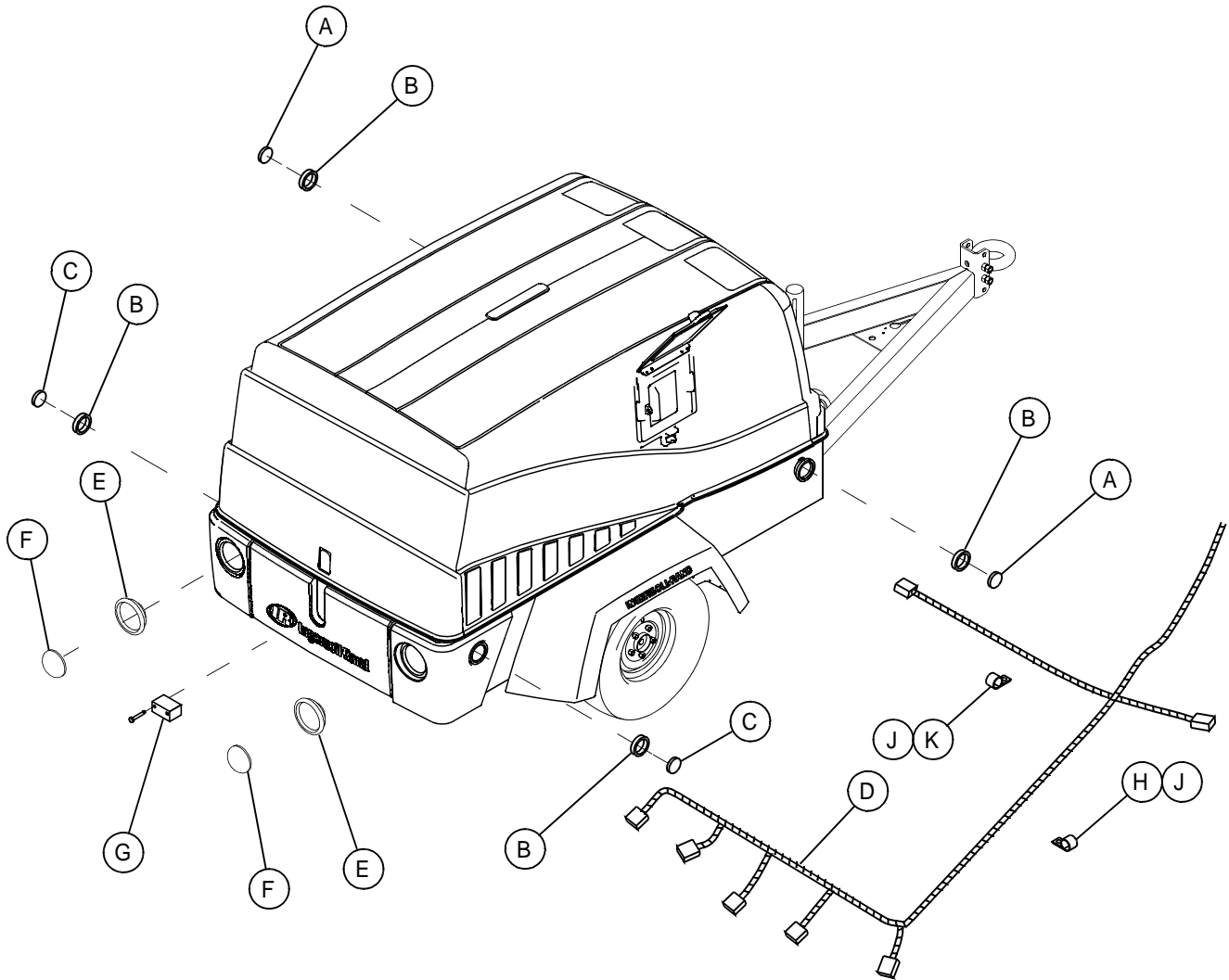
ITEM	COMM. NO.	DESCRIPTION	QTY	DIMENSIONS/NOTES
A	35578194	Strap, Ground	1	
B	96701495	Screw, Hex M12-1.75 X 25	1	
C	95935003	Washer, Flat 1/2"	1	
D	22517502	Cable, Negative Battery	1	
E	95935029	Washer, 1/4" Flat	6	
F	22517494	Cable, Positive Battery	1	
G	36769032	Nut, Hex Lock M06-1.0	2	
H	22524680	Bracket, Battery Hold Down	1	
J	36844264	Battery, 12V	1	
K	23324585	Rod, Threaded M06-1.0	2	
L	36898104	Nut, Hex Flange M06-1.0	2	
M	36921344	Nutsert, Hex M06-1.0	2	

# CONTROL PANEL



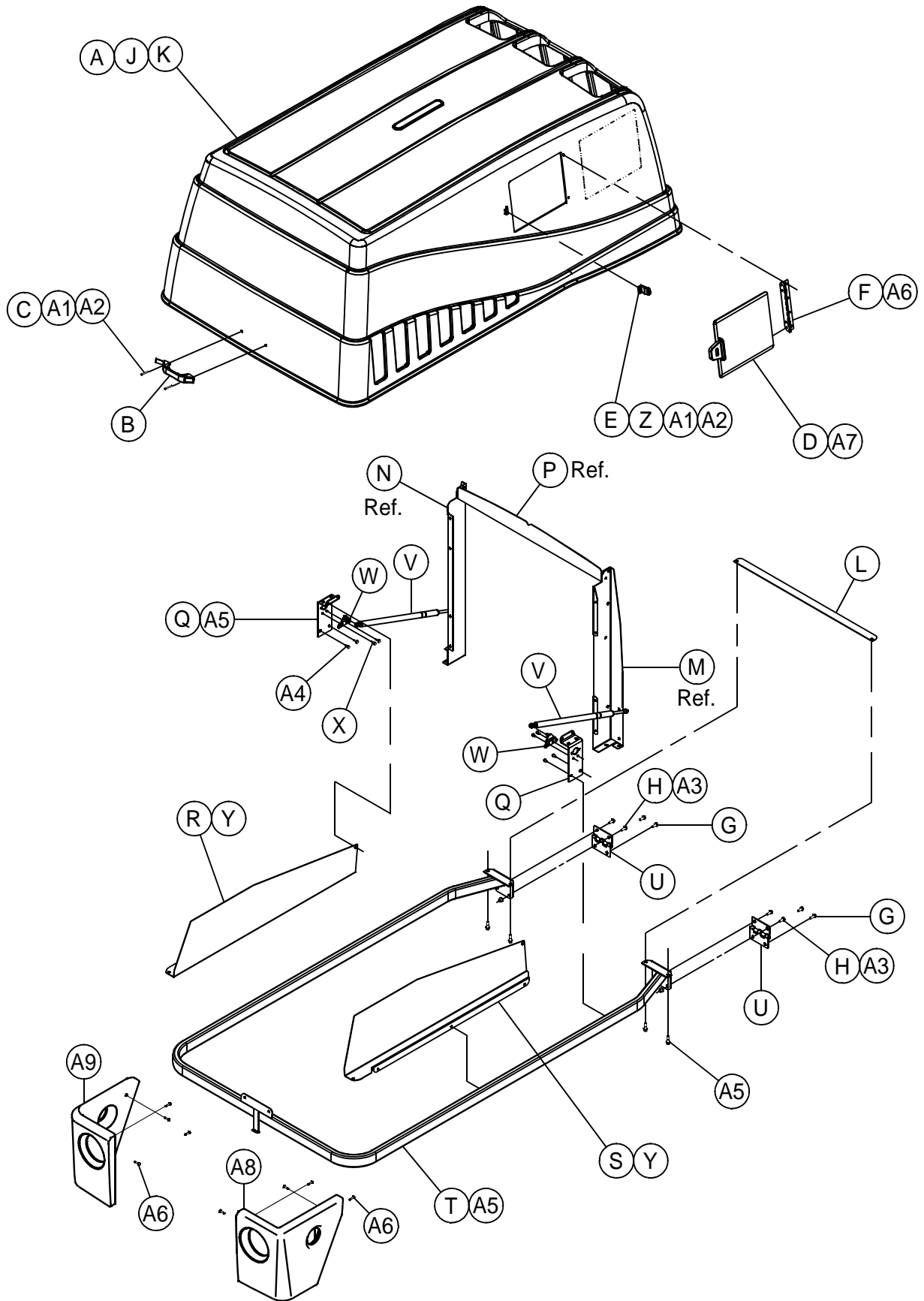
ITEM	COMM. NO.	DESCRIPTION	QTY	DIMENSIONS/NOTES
A	35373976	Tee, 1/4" NPT X 3/8" Tube	1	
B	35369354	Elbow, Male 1/4" NPT X 3/8" Tube	2	
C	22910699	Valve, 2 Way Start / Run	1	
D	22054159	Nut, Plastic #4-40	2	
E	22780985	Hourmeter	1	
F	22127385	Switch, Key	1	
G	22911788	Coupling, Pipe 1/4" NPT	1	
H	36881886	Nut, Hex Flange M8-1.25	2	
J	46543336	Panel, Instrument	1	
K	46543344	Laminate , Instrument Panel	1	
L	36889608	Screw, Hex M08-1.25 X 25	2	
M	35706761	Gauge, Discharge Pressure	1	
N	95591723	Screw, #4-40 X 3/8" SS	2	
P	22090898	Screw, Pan Head M06-1.0 X 16	2	
Q	22134118	Key, Replacement Ignition	1	
R	23230857	Plate, Serial Number	1	
S	36920486	Rivet, 0.19" DIA SS	2	

# LIGHTS BRAKE and RUNNING



ITEM	COMM. NO.	DESCRIPTION	QTY	DIMENSIONS/NOTES
A	35367051	Lamp, Amber Clearance	2	
B	36893634	Grommet, Clearance Light	4	
C	35367044	Lamp, Red Clearance	2	
D	23050180	Harness, 2 Light	1	
E	36787968	Grommet, Tail Light	2	
F	36788081	Lamp, Combo TAIL	2	
G	54726468	Light, License	1	
H	35253038	Clamp, Support 3/8"	6	
J	22538490	Screw, Tapping M08-1.25 X 20 Black	7	
K	36853174	Clamp, Support 1/4 "	1	

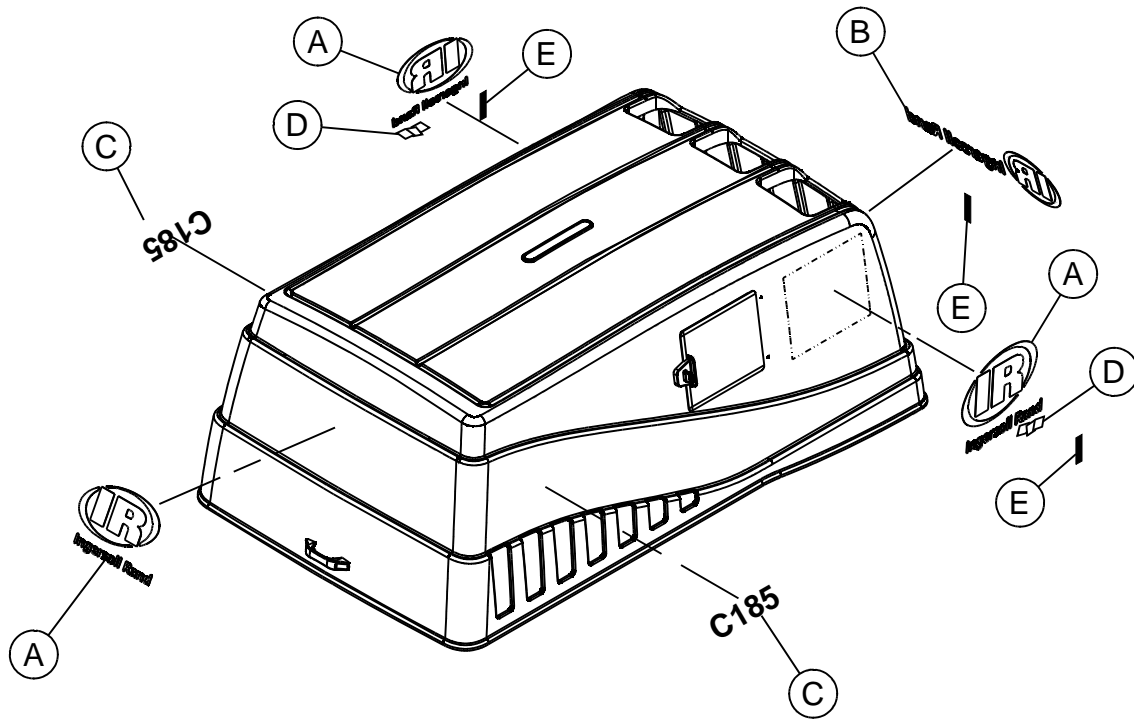
# CANOPY



46551818\_10/09\_A

ITEM	COMM. NO.	DESCRIPTION	QTY	DIMENSIONS/NOTES
A	23167851	Canopy, One Piece	1	
B	22915300	Handle	1	
C	46490330	Screw, Hex #10-32 X 1.50"	2	
D	22545719	Door, Instrument Panel	1	
E	22455448	Latch, Instrument Panel	1	
F	22107478	Hinge, Spring	1	
G	35279025	Screw, Tapping M08-1.25 X 20	4	
H	96728431	Nut, Hex Nyloc M08-1.25	4	
J	92923531	Latch, Canopy	1	
K	36843282	Rivet, .19" Dia Aluminum	2	
L	46541512SB	Plate, Front Canopy	1	
M	23156714SB	Baffle, Curb Side	1	
N	23156706SB	Baffle, Street Side	1	
P	22489355SB	Baffle, Top	1	
Q	23264922	Bracket, Gas Spring	2	
R	46490389	Baffle, Canopy Stsd	1	
S	46490371	Baffle, Canopy Crbsd	1	
T	23264914	Frame, One Piece Canopy	1	
U	22441612	Hinge, Butt	2	
V	46491577	Spring, Gas One Piece Canopy	2	
W	46490322	Stud, Ball Plate	2	
X	36797652	Screw, Tapping M06-1.0 X 12	4	
Y	46490363	Screw, Drill 1/4"-14 X 3/4"	12	
Z	95928800	Nut, Hex #10-32	4	
A1	36842102	Screw, Hex #10-32 X 1"	2	
A2	95954251	Washer, Flat #10	6	
A3	92398130	Screw, Hex Flange M08-1.25 X 20	4	
A4	54721238	Screw, 11/32" Hi-Lo	12	
A5	36797652	Screw, Tapping M06-1.0 X 12 Tan	7	
A6	22646137	Rivet, 3/16" Dia Aluminum	12	
A7	54721220	Rivet, 3/16" Dia Aluminum	4	
A8	22423354	Bumper, RH	1	
A9	22413165	Bumper, LH	1	

# DECAL LOCATION CANOPY

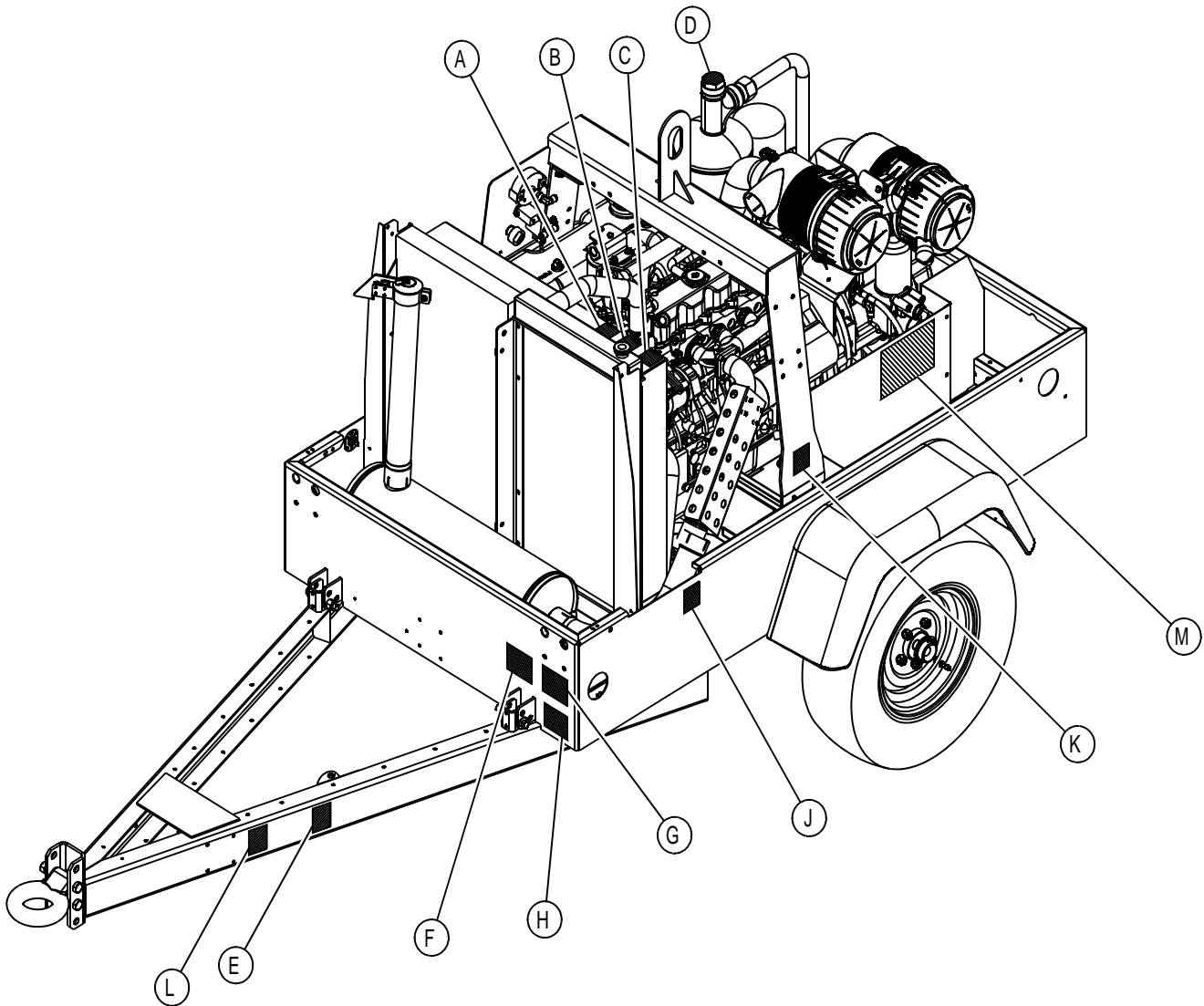


46551818\_01/109\_A

ITEM	COMM. NO.	DESCRIPTION	QTY	DIMENSIONS/NOTES
A	46492492	Decal, 12" Stacked IR	3	
B	46492559	Decal, 24" IR	1	
C	46552911	Decal, C185 Model Number	2	
D	46497418	Decal, 4" Doosan	2	
E	54640016	Decal, Engine & Compressor Oil	3	



## DECAL LOCATION STSD



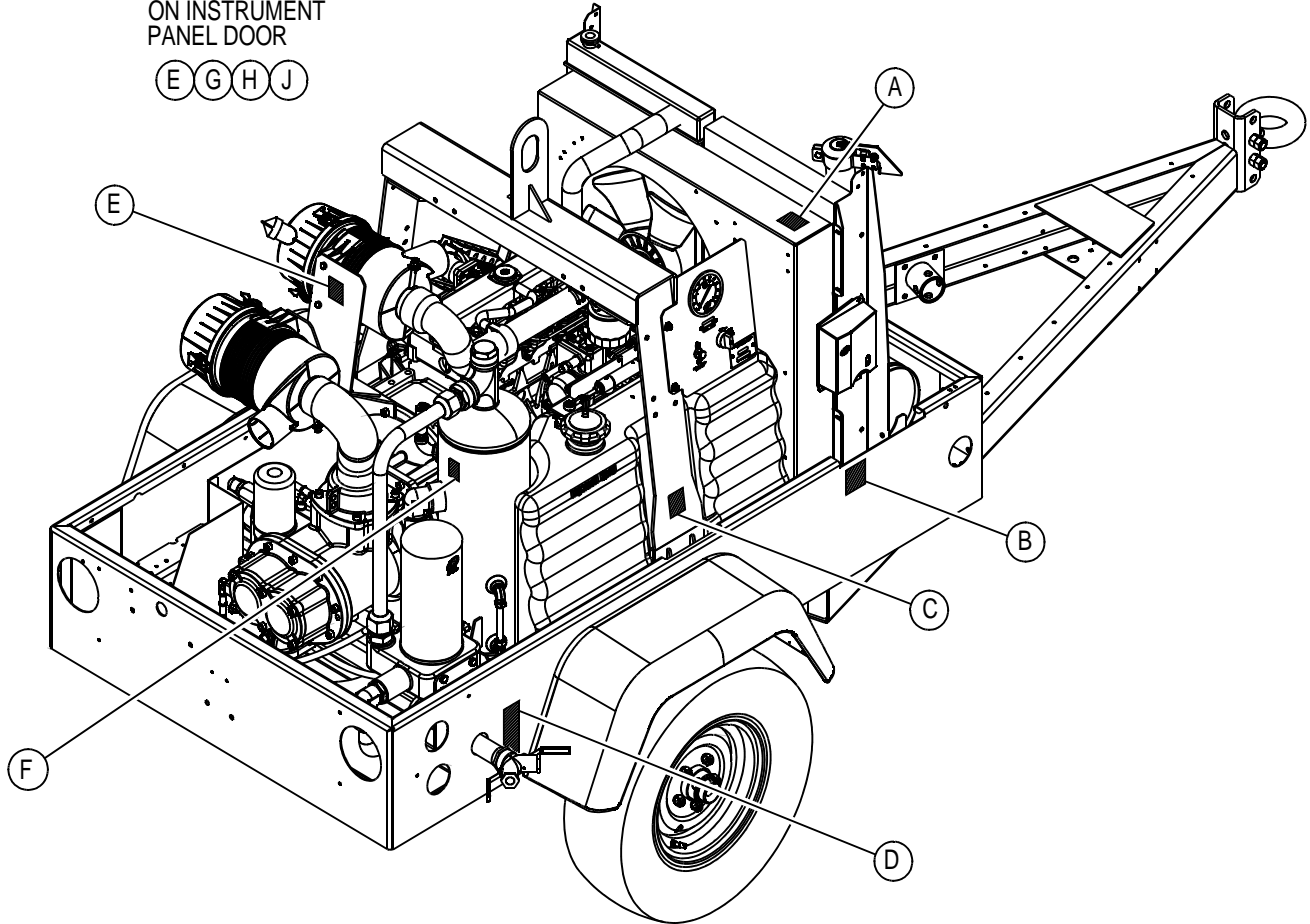
46551818\_01/10\_A

ITEM	COMM. NO.	DESCRIPTION	QTY	DIMENSIONS/NOTES
A	54568761	Decal, ISO Hot Pressurized Fluid	1	
B	54568779	Decal, ISO Rotating Fan	1	
C	54604962	Radiator Fill	1	
D	54604970	Decal, Oil Fill	1	
E	54568803	Decal, ISO Collapsing Jack Stand	1	
F	23241045	Decal, V.I.N.	1	
G	22743769	Decal, 13" Tire Data	1	
H	36514602	Decal, Noise Emmissions	1	
J	36520955	Decal, Warning Crush Area	1	
K	54568753	Decal, ISO Combustable Gas	1	
L	54604921	Decal, ISO Towing	1	
M	22524284	Decal, AirSource Wiring	1	

## DECAL LOCATION CRBSD

NOT SHOWN:  
ON INSTRUMENT  
PANEL DOOR

(E) (G) (H) (J)



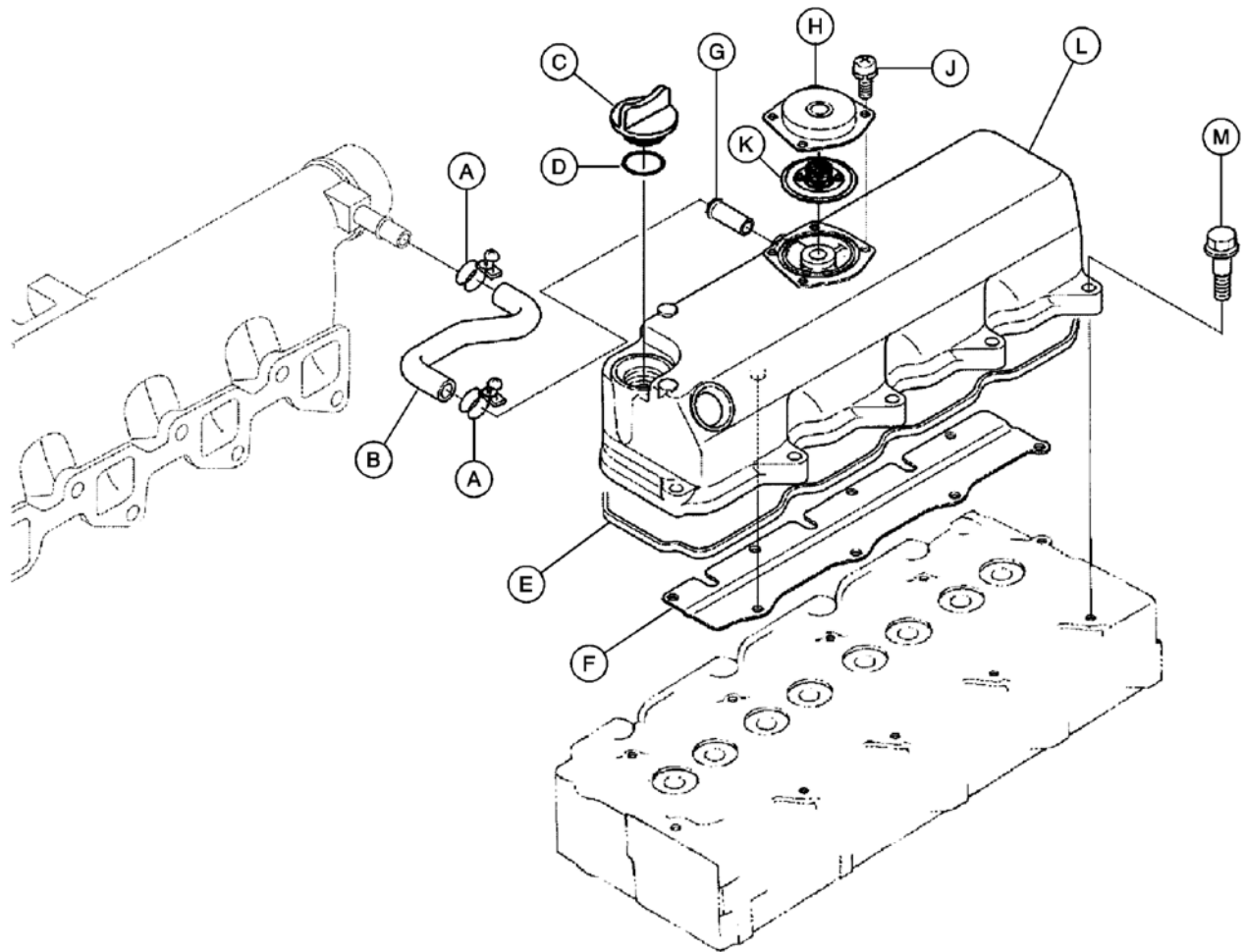
46551818\_10/09\_A

ITEM	COMM. NO.	DESCRIPTION	QTY	DIMENSIONS/NOTES
A	54568779	Decal, ISO Rotating Fan	1	
B	36520955	Decal, Warning Crush Area	1	
C	23321961	Decal, ISO Diesel	1	
D	54629944	Decal, ISO Vertical 3-Part Warning	1	
E	54454756	Decal, Caution NO Ether	2	
F	54568795	Decal, ISO High Pressure Air	1	
G	54568787	Decal, ISO Improper Operation	1	
H	22313928	Decal, c185 Operation	1	
J				
K				
L				
M				
N				
	22524284	Decal, Chassis Wiring	1	



## **Section C - ENGINE PARTS**

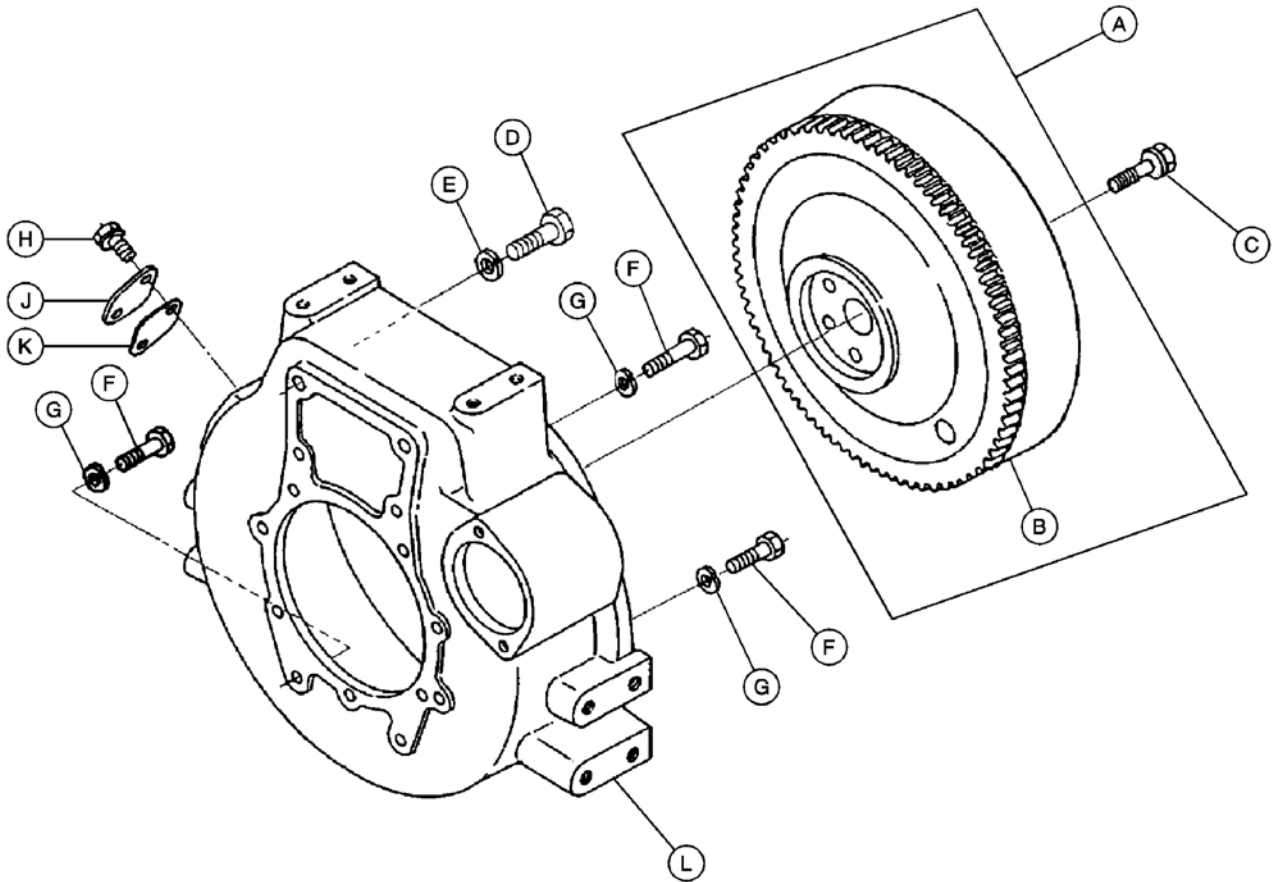
## VALVE COVER



23318769\_12/08\_A

ITEM	COMM. NO.	DESCRIPTION	QTY	DIMENSIONS/NOTES
A	22595060	Clamp, Pipe	2	
B	22595763	Tube, Breather	1	
C	22567846	Plug, Oil Filler	1	
D	22567820	O-Ring	1	
E	22568331	Gasket, Valve Cover	1	
F	22588818	Shield, Breather	1	
G	22587612	Pipe, Water Return	1	
H	22595581	Cover, Breather	1	
J	22594576	Screw, with Washer	4	L=10
K	22588800	Valve, Breather	1	
L	22595532	Cover Assembly, Cylinder Head Valve	1	Includes items F-K
M	22588909	Bolt	10	

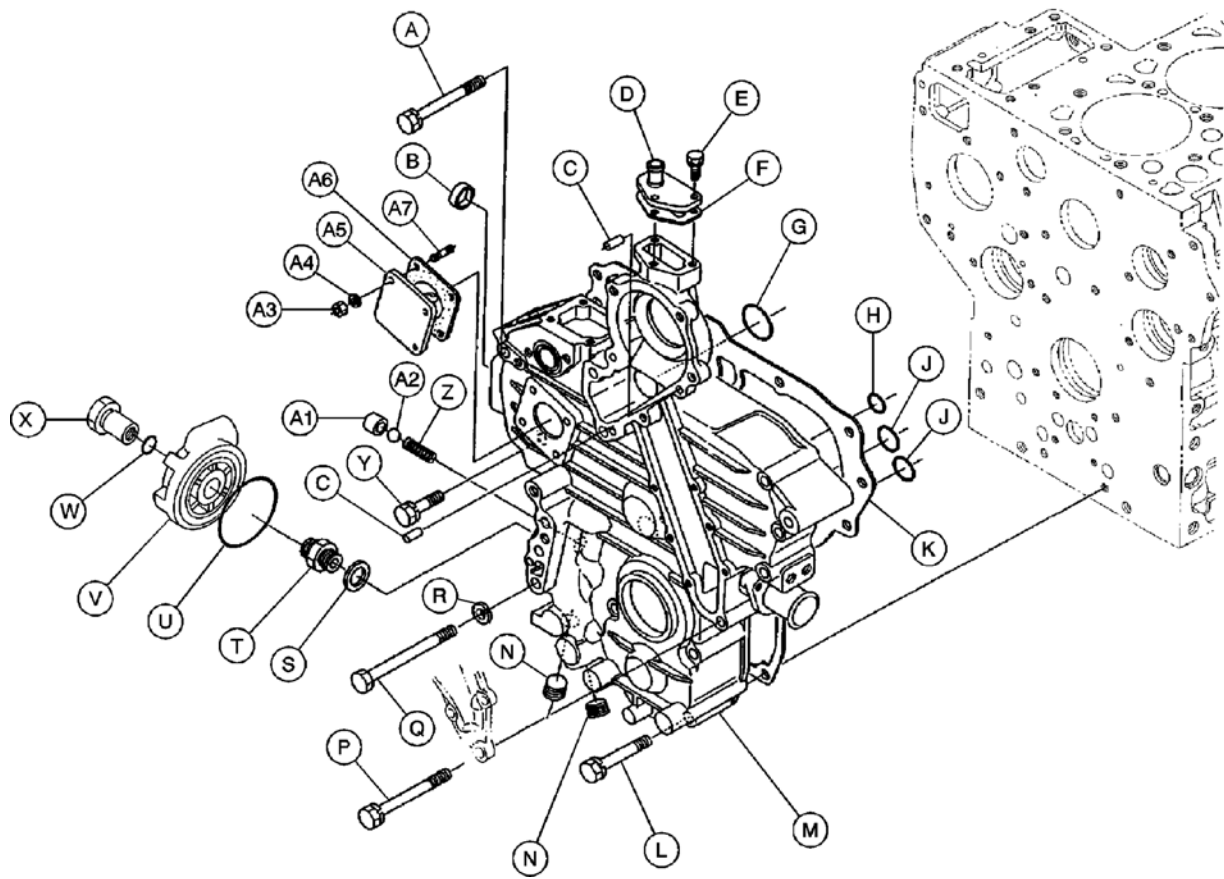
# FLYWHEEL



23318769\_12/08\_A

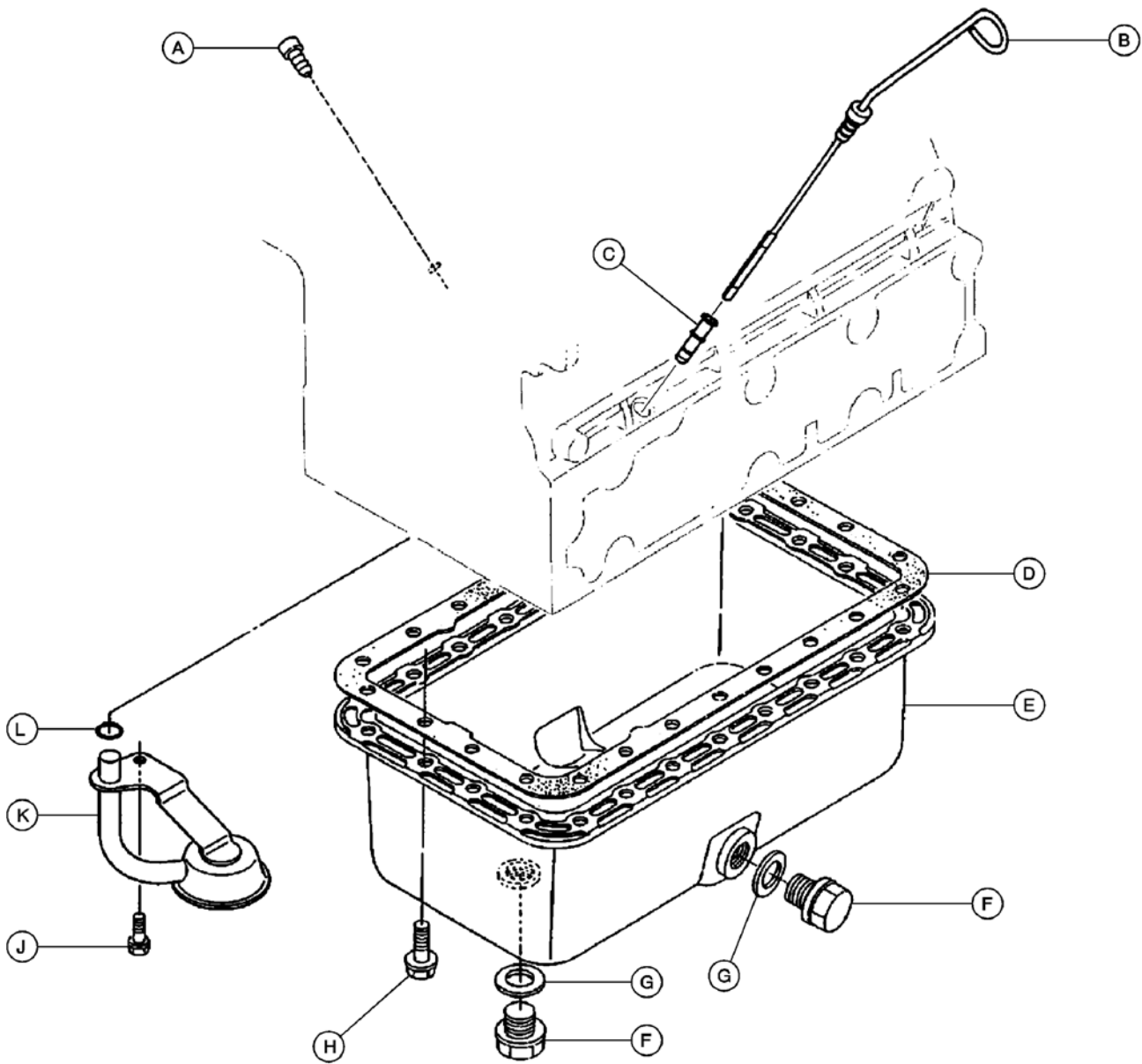
ITEM	COMM. NO.	DESCRIPTION	QTY	DIMENSIONS/NOTES
A	22587547	Flywheel Complete	1	
B	22595128	Gear, Ring	1	
C	22586820	Bolt, Flywheel	6	
D	22594212	Bolt, M12-1.25 X 50	2	
E	22594659	Washer, Spring Lock	2	
F	22594204	Bolt, M10-1.25 X 32	11	
G	22594642	Washer, Spring Lock	11	
H	22594337	Bolt, M08-1.25 X 16	2	
J	22595102	Cover	1	
K	22595110	Gasket, Cover		
L	22588339	Housing, Flywheel	1	

# GEAR CASE



ITEM	COMM. NO.	DESCRIPTION	QTY	DIMENSIONS/NOTES
A	22587620	Bolt	1	
B	22595029	Cap, Sealing	1	
C	22594790	Pin, Straight	2	
D	22587018	Flange, Water Return	1	
E	22594162	Bolt	3	L=20
F	22587927	Gasket, Return Flange	1	
G	22594758	O-Ring	1	
H	22594725	O-Ring	1	
J	22594741	O-Ring	2	
K	22568067	Gasket, Gear Case	1	
L	22594303	Bolt, Flange	7	L=70
M	22568380	Gear Case Complete	1	includes item N
N	22587406	Plug	2	
P	22587638	Bolt	2	
Q	22594360	Bolt	2	L=110
R	22594634	Washer, Spring Lock	2	
S	22588487	Collar, Valve Seat	1	
T	22587794	Joint, Pipe	1	
U	22568059	O-Ring	1	
V	22568208	Adapter, Remote Oil Fill	1	
W	22567812	O-Ring	1	
X	22595417	Plug, Oil Filter	1	
Y	22594279	Bolt	1	L=35
Z	22586770	Spring	1	
A1	22586994	Seat, Valve	1	
A2	22586374	Ball	1	
A3	22594493	Nut	4	
A4	22594626	Washer, Spring Lock	4	
A5	22586762	Cover	1	
A6	22595524	Gasket, Hour Meter	1	
A7	22586754	Stud	4	

# OIL PAN

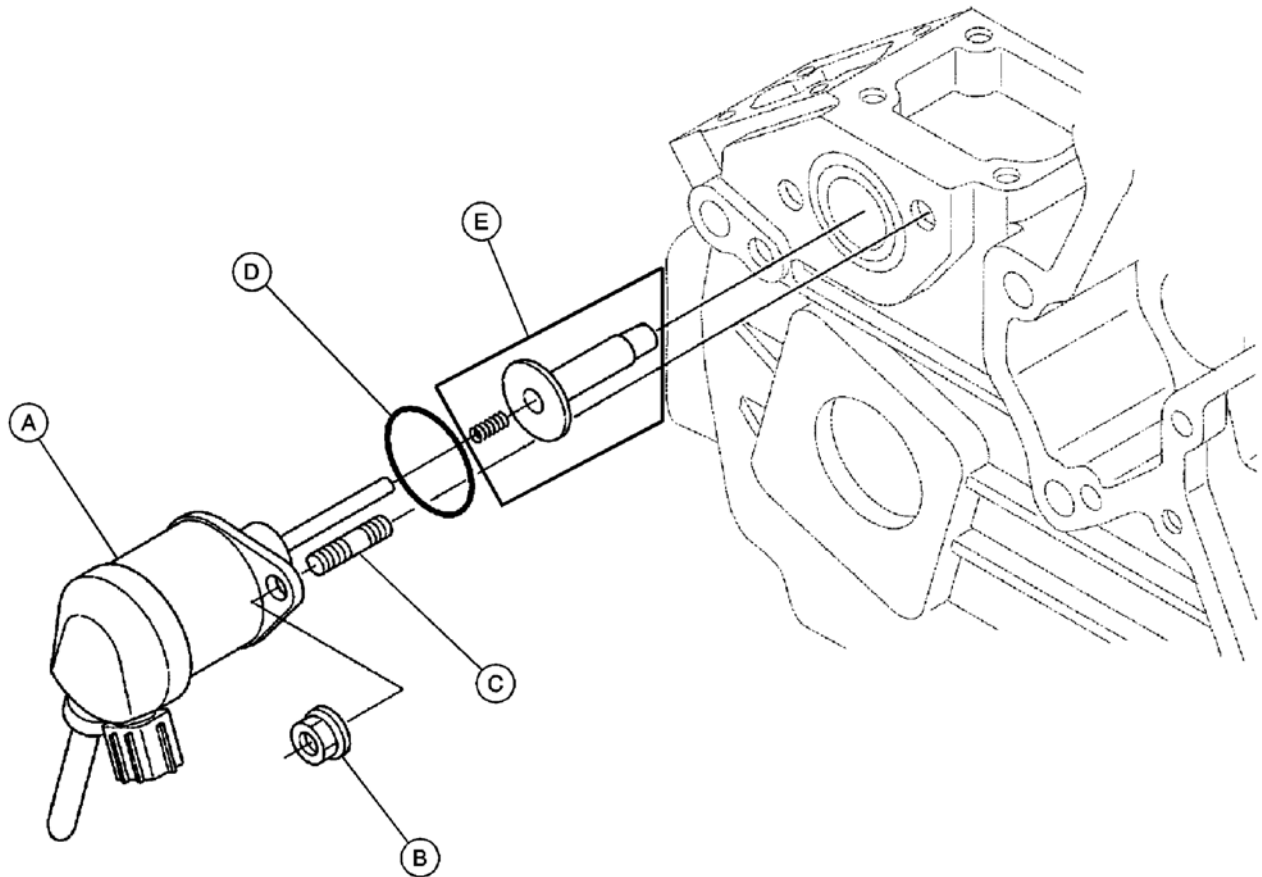


23318769\_12/08\_A

ITEM	COMM. NO.	DESCRIPTION	QTY	DIMENSIONS/NOTES
A	22568224	Plug, Dipstick Hole	1	
B	22568299	Dipstick	1	
C	22568026	Guide, Dipstick	1	
D	22568240	Gasket, Oil Pan	1	
E	22587653	Oil Pan	1	
F	22567887	Plug, Drain	2	
G	22567861	Gasket, Oil Plug	2	
H	22568000	Bolt, Flange	24	
J	22594311	Bolt	1	
K	22588644	Sump, Oil	1	
L	22594733	O-Ring	1	



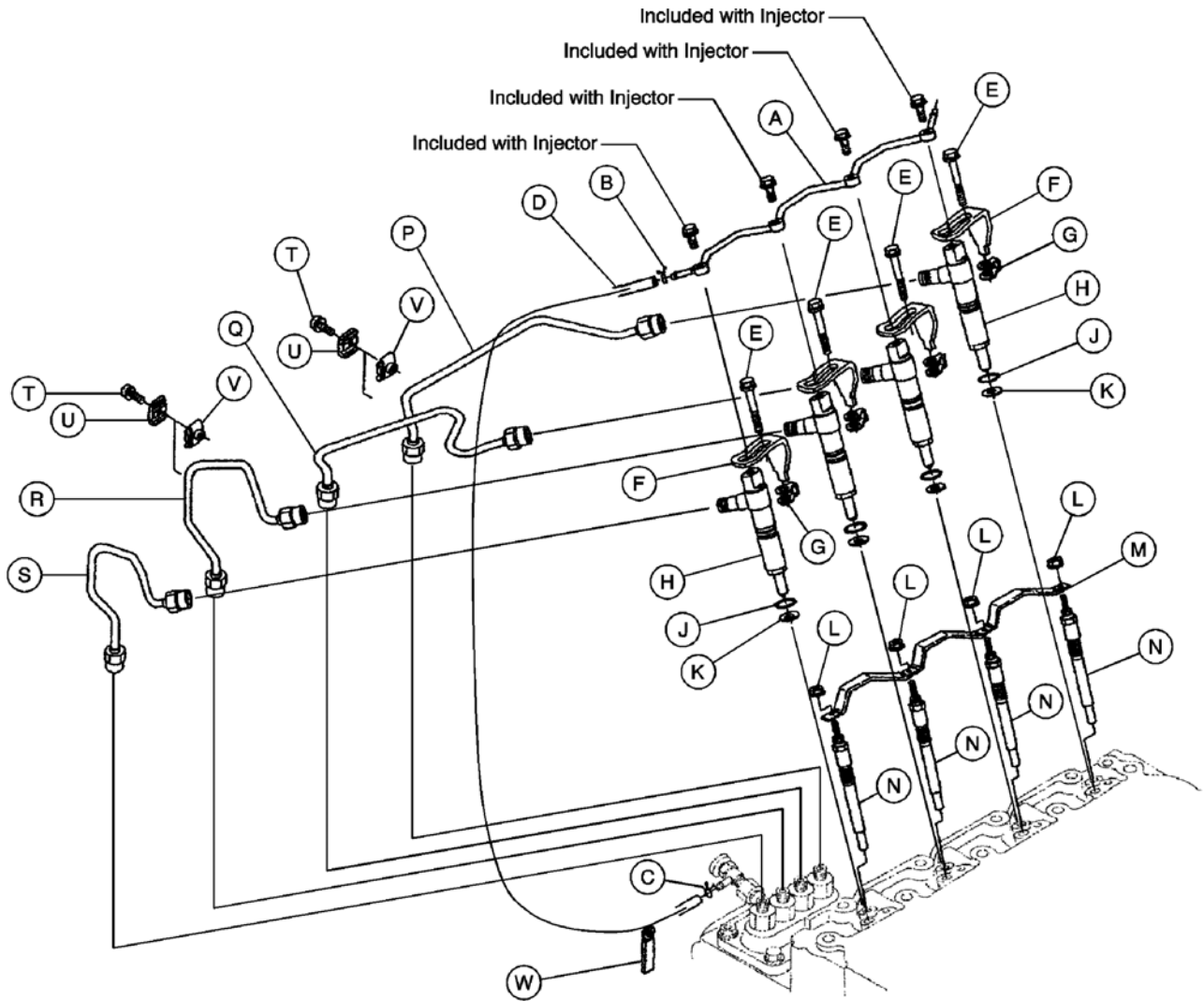
# ENGINE STOP SOLENOID



23318769\_12/08\_A

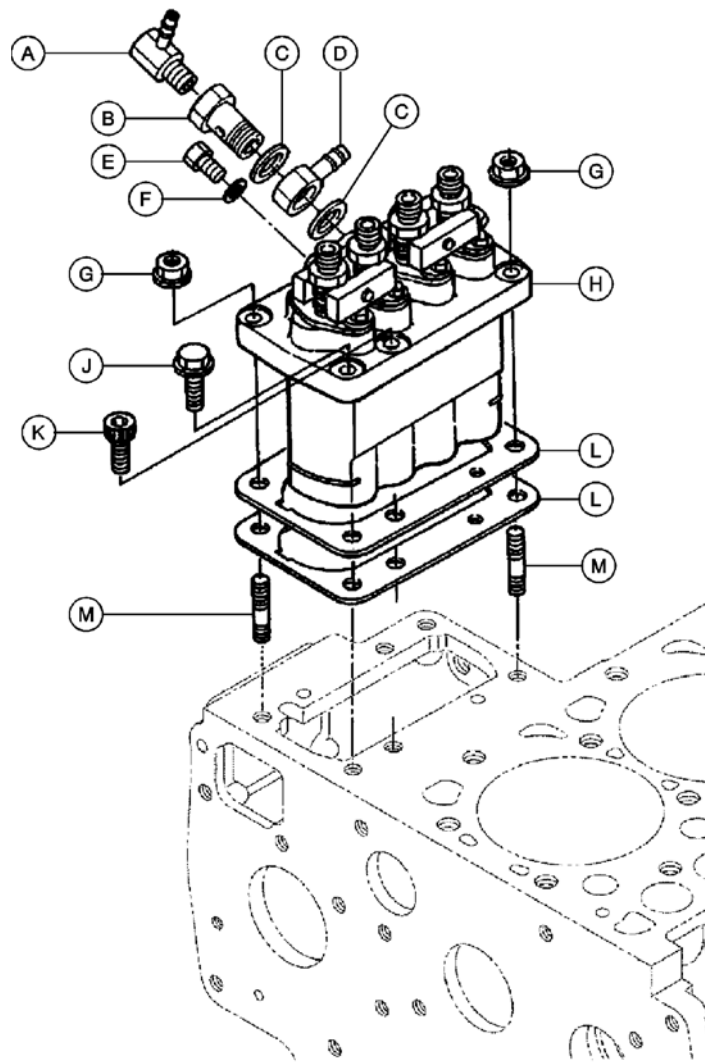
ITEM	COMM. NO.	DESCRIPTION	QTY	DIMENSIONS/NOTES
A	22568091	Solenoid Assembly	1	
B	22594568	Nut, Flange	2	
C	22586754	Stud	2	
D	22594717	O-Ring	1	
E	22568075	Guide Assembly, Solenoid	1	

# FUEL LINES and GLOW PLUGS



ITEM	COMM. NO.	DESCRIPTION	QTY	DIMENSIONS/NOTES
A	22588834	Pipe Assembly, Over Flow	1	Includes items B & C
B	22586424	Clamp, Pipe	1	
C	22586481	Clamp, Pipe	1	
D	22587604	Pipe Assembly, Over Flow	1	
E	22588842	Bolt, Clamp	4	
F	22588859	Clamp, Nozzle	4	
G	22568166	Gasket, Fuel Return Eye Joint	4	
H	22568323	Holder Assembly, Nozzle	4	
J	22594709	O-Ring	4	
K	22567838	Gasket, Injector Nozzle	4	
L	22594550	Nut, Flange	4	
M	22595573	Cord, Glow Plug	1	
N	22568349	Glow Plug	4	
P	22588537	Pipe, Injection	1	
Q	22588529	Pipe, Injection	1	
R	22588511	Pipe, Injection	1	
S	22588503	Pipe, Injection	1	
T	22594584	Screw, with Washer M05-0.8 X 20	4	
U	22587216	Clamp, Pipe	2	
V	22587208	Clamp, Pipe	2	
W	22586788	Clamp, Cord	1	

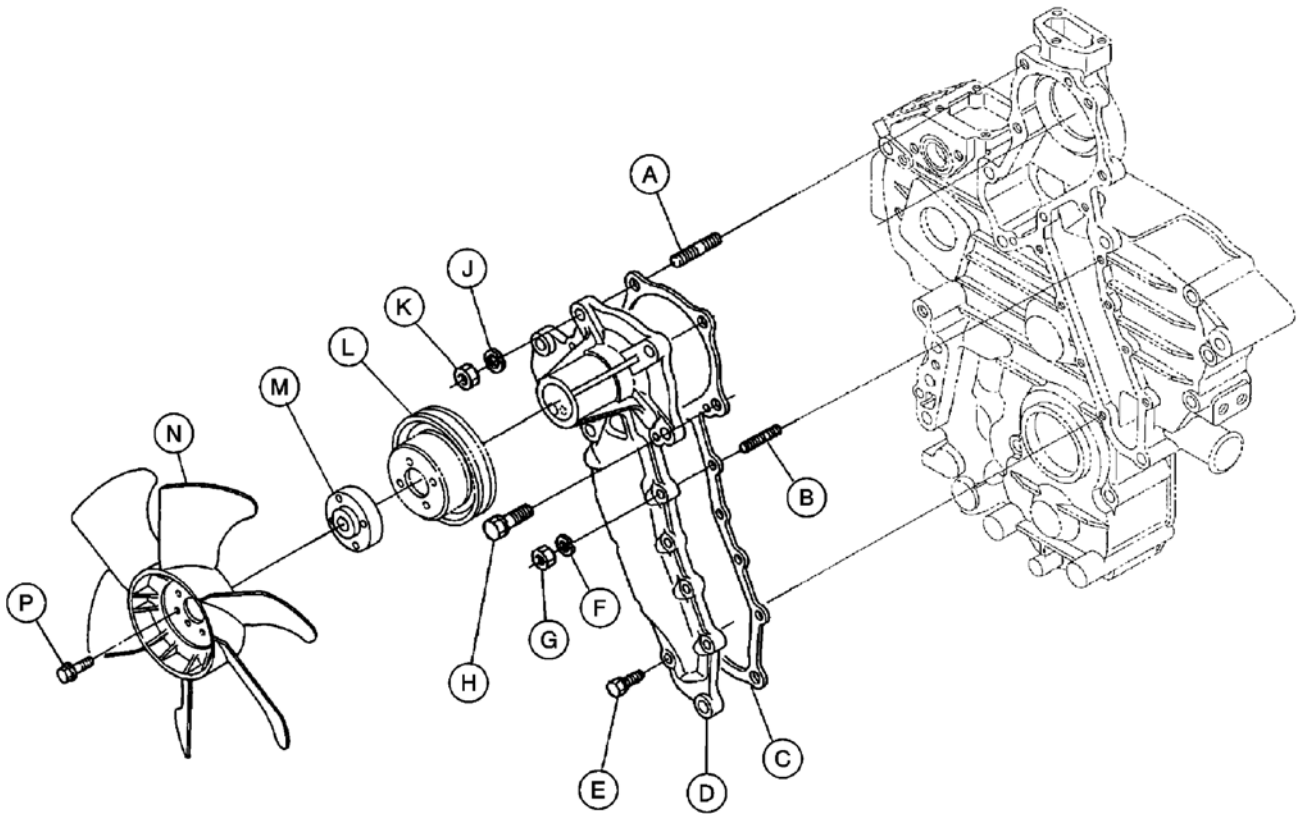
## INJECTION PUMP



23318769\_12/08\_A

ITEM	COMM. NO.	DESCRIPTION	QTY	DIMENSIONS/NOTES
A	22595375	Orifice	1	
B	22587448	Bolt, Joint	1	
C	22586853	Gasket	2	
D	22586457	Joint, Eye	1	
E	22586846	Screw, AIR Bleeder	2	
F	22586861	Gasket	2	
G	22594543	Nut, Flange	2	
H	22568315	Injection Assembly, Pump	1	
J	22594451	Bolt, Flange	3	L=20
K	22594402	Bolt, Hex Socket Head	1	L=20
L	22587661	Shim, Injection Pump	1	t=0.20mm
	22587679	Shim, Injection Pump	1	t=0.25mm
	22587687	Shim, Injection Pump	1	t=0.30mm
	22588495	Shim, Injection Pump	1	t=0.35mm
M	22567853	Stud	2	

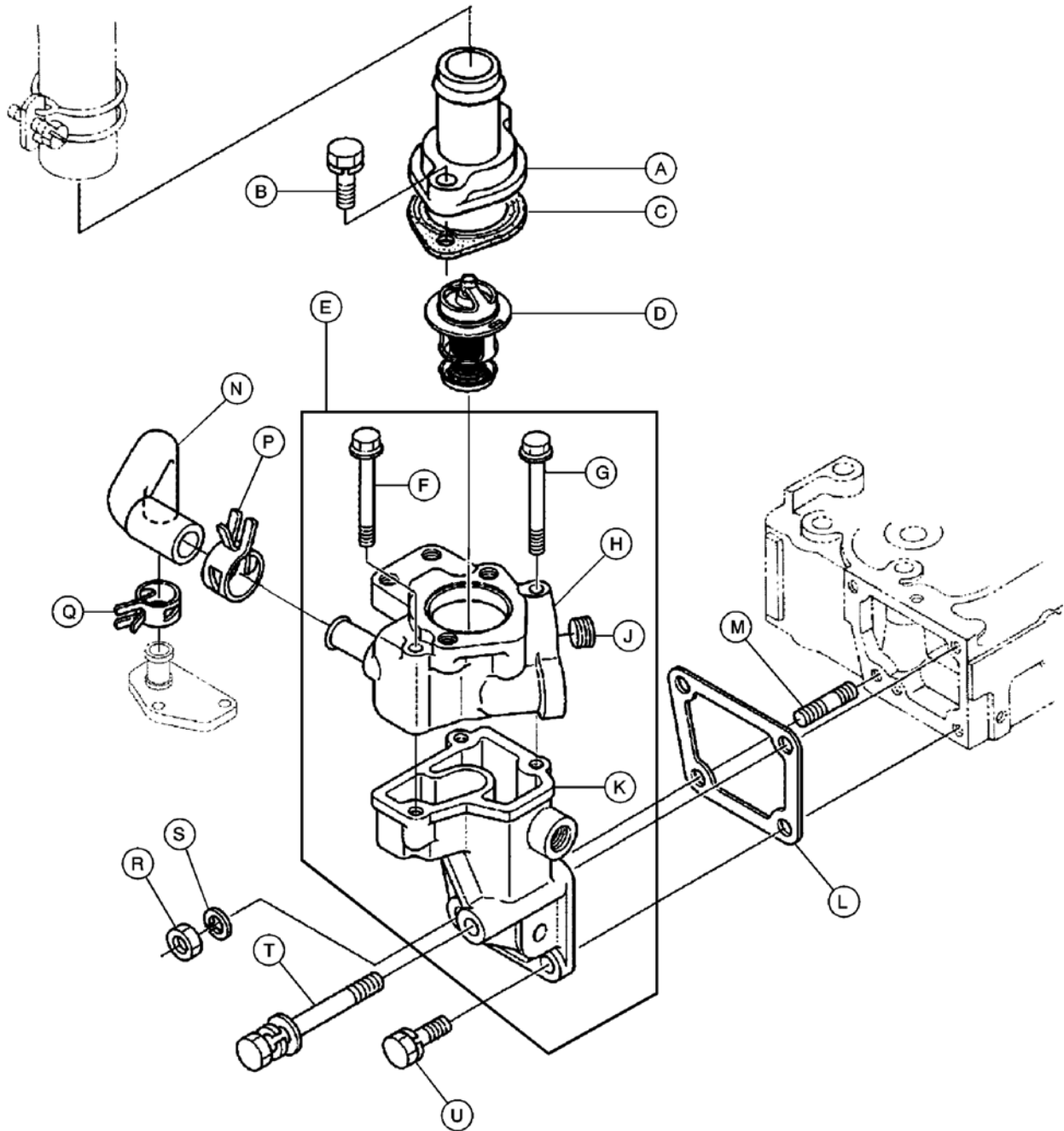
## WATERPUMP AND FAN



23318769\_12/08\_A

ITEM	COMM. NO.	DESCRIPTION	QTY	DIMENSIONS/NOTES
A	22594436	Stud	1	
B	22586754	Stud	1	
C	22568133	Gasket, Water Pump	1	
D	22568125	Assembly Pump, Water	1	
E	22594154	Bolt	5	L=18
F	22594626	Washer, Spring Lock	1	
G	22594493	Nut	1	
H	22594253	Bolt	2	L=28
J	22594634	Washer, Spring Lock	1	
K	22594519	Nut	1	
L	22568018	Pulley, Fan	1	
M	22568174	Spacer, Fan	1	
N	22567986	Fan	1	
P	22567804	Bolt, Flange	4	L=55

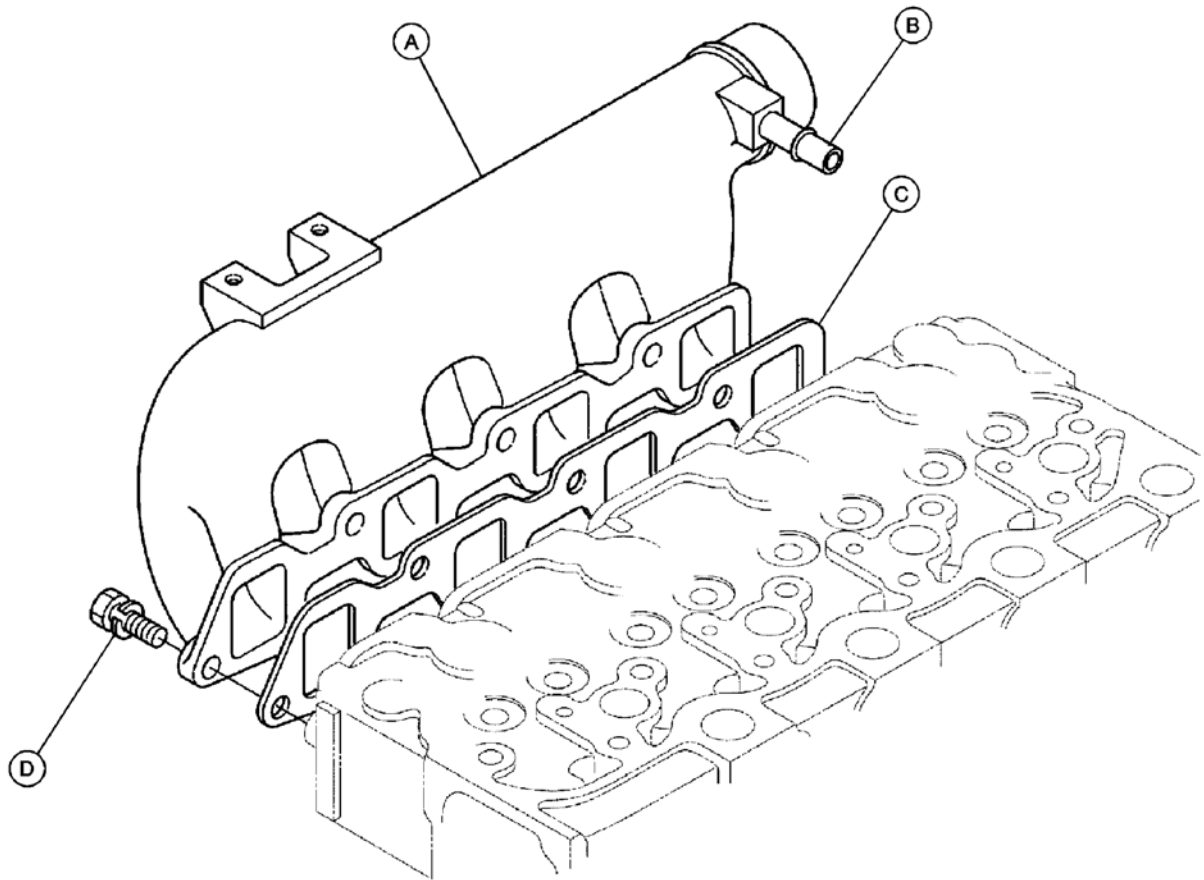
# THERMOSTAT HOUSING



23318769\_12/08\_A

ITEM	COMM. NO.	DESCRIPTION	QTY	DIMENSIONS/NOTES
A	22586838	Cover, Thermostat	1	
B	22594279	Bolt, M08-1.25 X 35	2	
C	22567911	Gasket, Thermostat	1	
D	22568372	Thermostat	1	
E	22588560	Flange Assembly, Water	1	
F	22626451	Bolt, Flange M06-1.0 X 60	2	
G	22626469	Bolt, Flange M06-1.0 X 65	1	
H	22626444	Housing, Upper Thermostat	1	
J	22626477	Plug	1	
K	22626436	Housing, Lower Thermostat	1	
L	22568109	Gasket, Thermostat Housing	1	
M	22567853	Stud	1	
N	22568117	Pipe, Water Return	1	
P	22586408	Clamp, Hose	1	
Q	22586390	Clamp, Hose	1	
R	22594519	Nut	1	
S	22594634	Washer, Spring Lock	1	
T	22587950	Bolt	1	
U	22567788	Bolt, Hex M08-1.25 X 22	2	

# INTAKE MANIFOLD

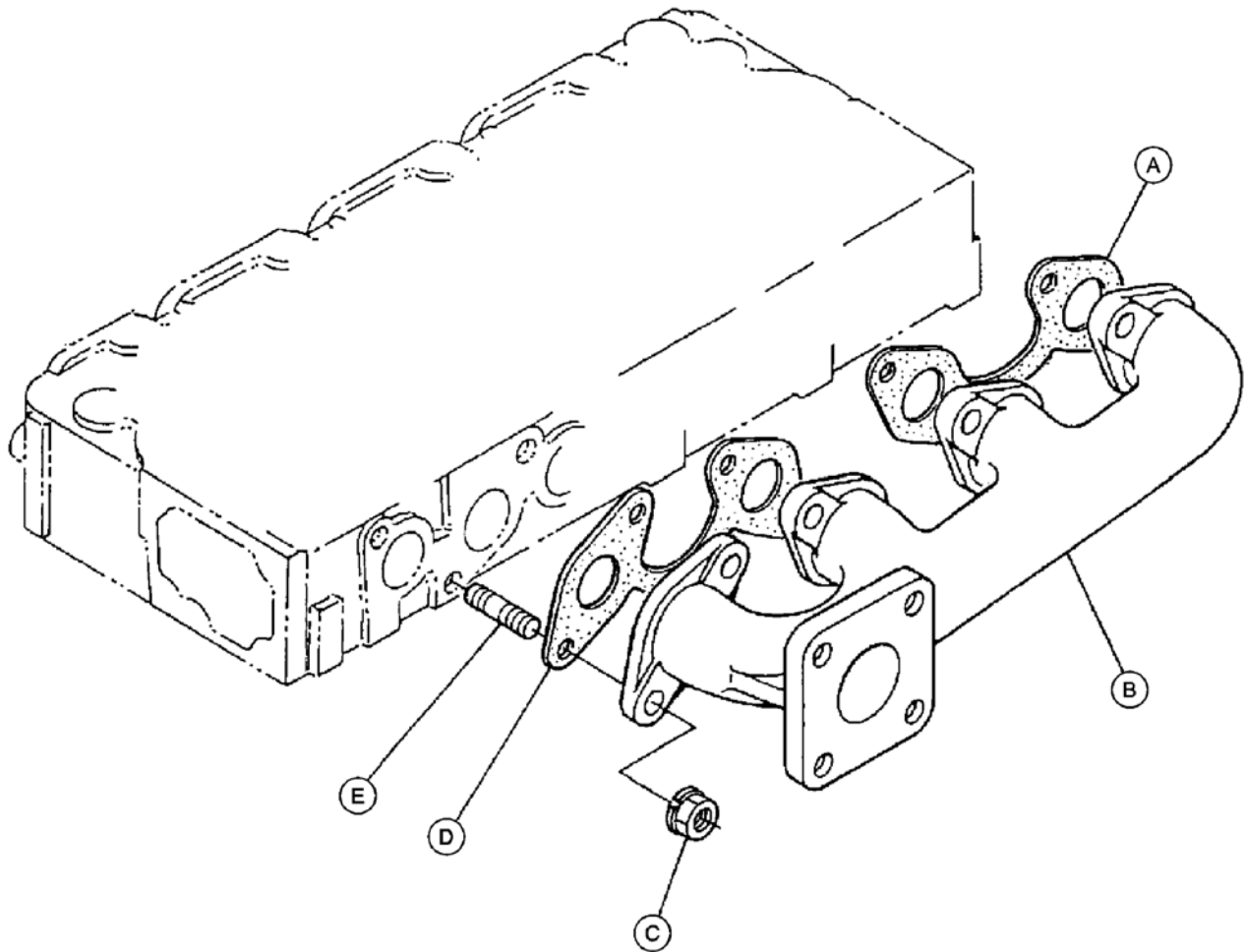


23318769\_12/08\_A

ITEM	COMM. NO.	DESCRIPTION	QTY	DIMENSIONS/NOTES
A	22589170	Manifold Assembly, Intake	1	includes item B
B	22587612	Pipe, Water Return	1	
C	22568281	Gasket, Intake Manifold	1	
D	22567788	Bolt, Hex	7	L=22



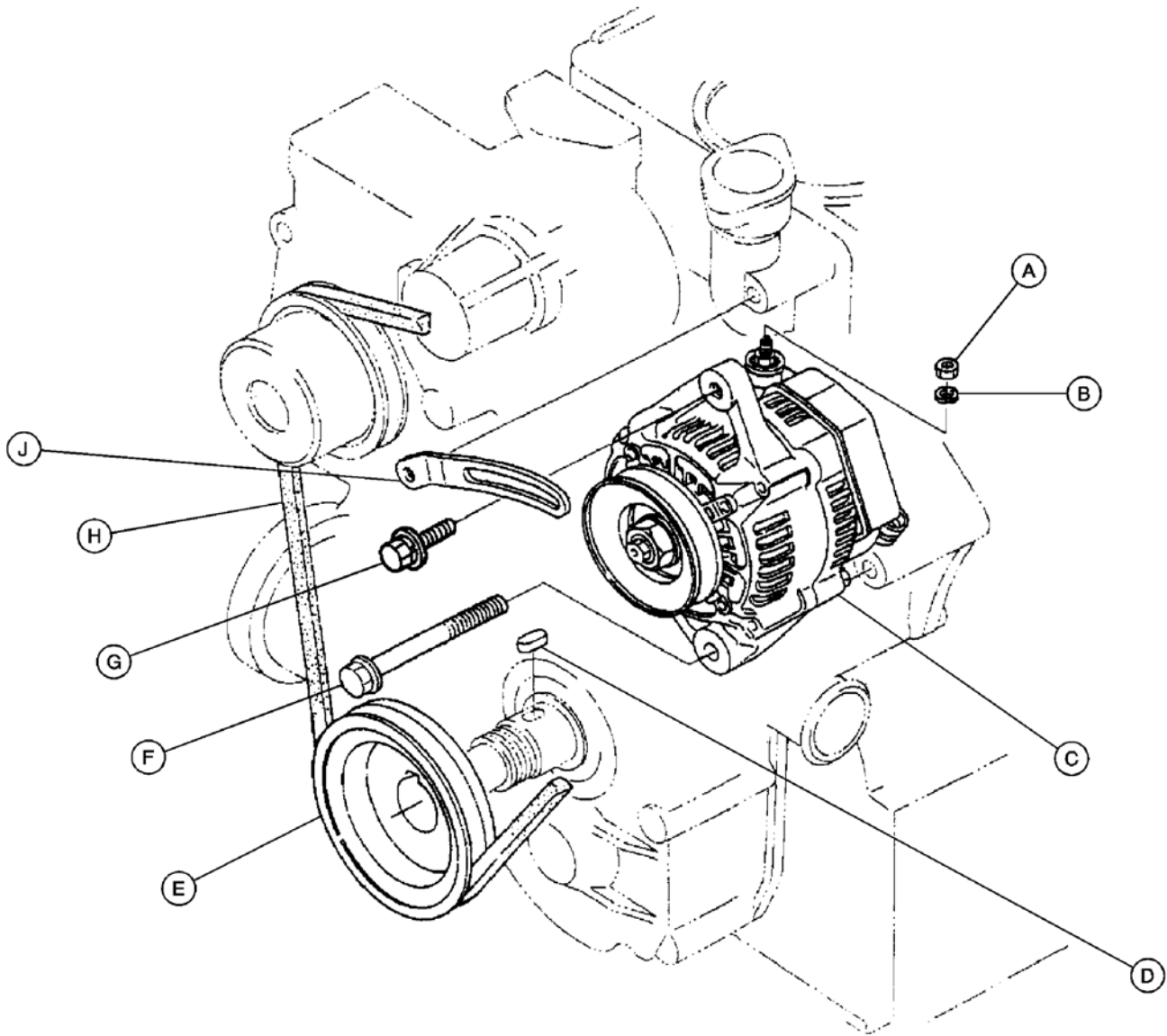
# EXHAUST MANIFOLD



23318769\_12/08\_A

ITEM	COMM. NO.	DESCRIPTION	QTY	DIMENSIONS/NOTES
A	22568158	Gasket, Exhaust Manifold	1	
B	22595086	Manifold, Exhaust	1	
C	22567952	Nut	8	
D	22568141	Gasket, Exhaust Manifold	1	
E	22567853	Stud	8	

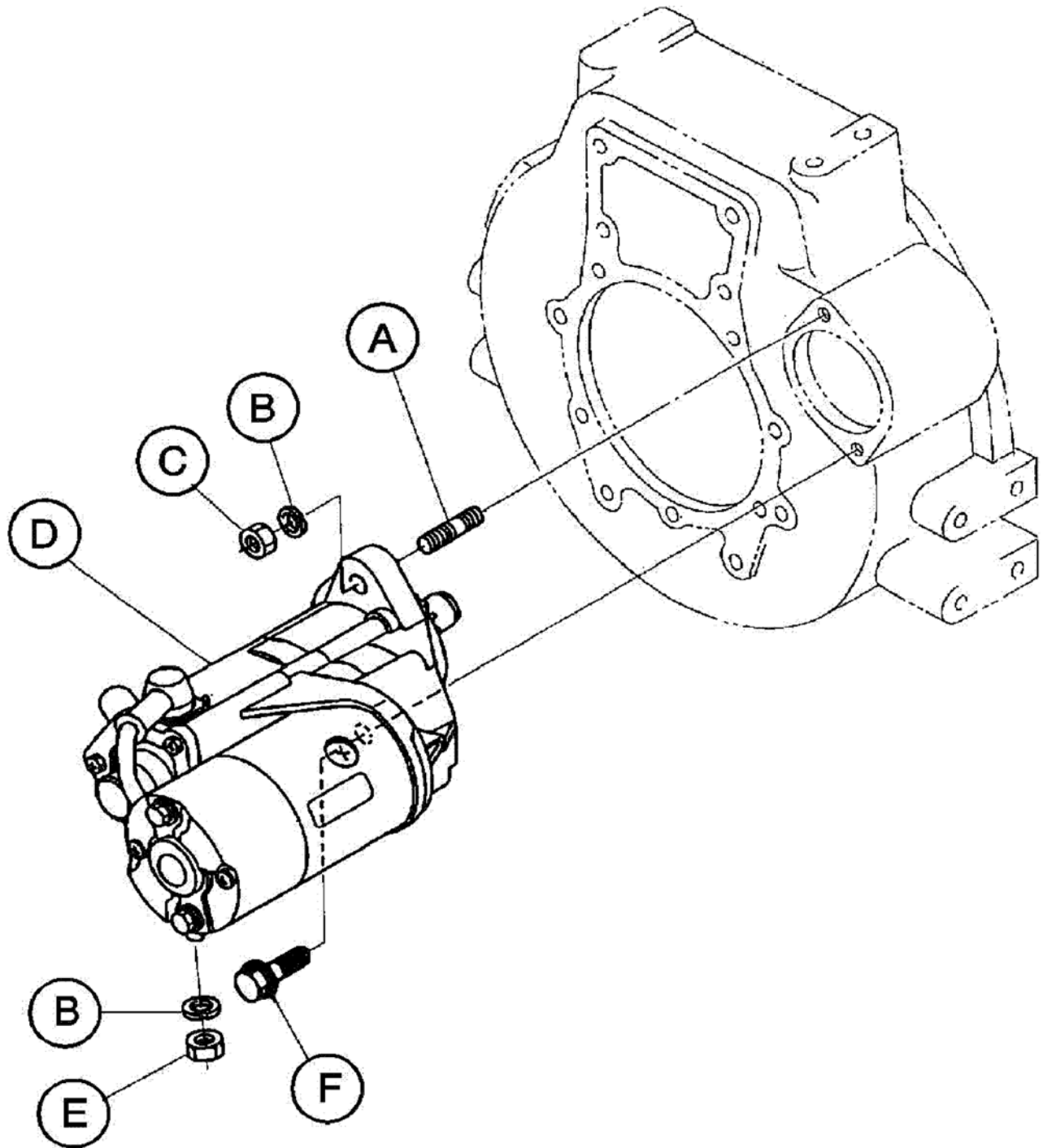
## ALTERNATOR AND PULLEY



23318769\_12/08\_A

ITEM	COMM. NO.	DESCRIPTION	QTY	DIMENSIONS/NOTES
A	22594493	Nut	1	
B	22594626	Washer, Spring Lock	1	
C	22567929	Assembly Alternator	1	
D	22594865	Key, Feather	1	
E	22588057	Pulley, Fan Drive	1	
F	22594485	Bolt, Flange	1	L=70
G	22594345	Bolt	1	L=30
H	22496921	V Belt	1	
J	22595334	Stay, Dynamo	1	

# STARTER



23318769\_12/08\_A

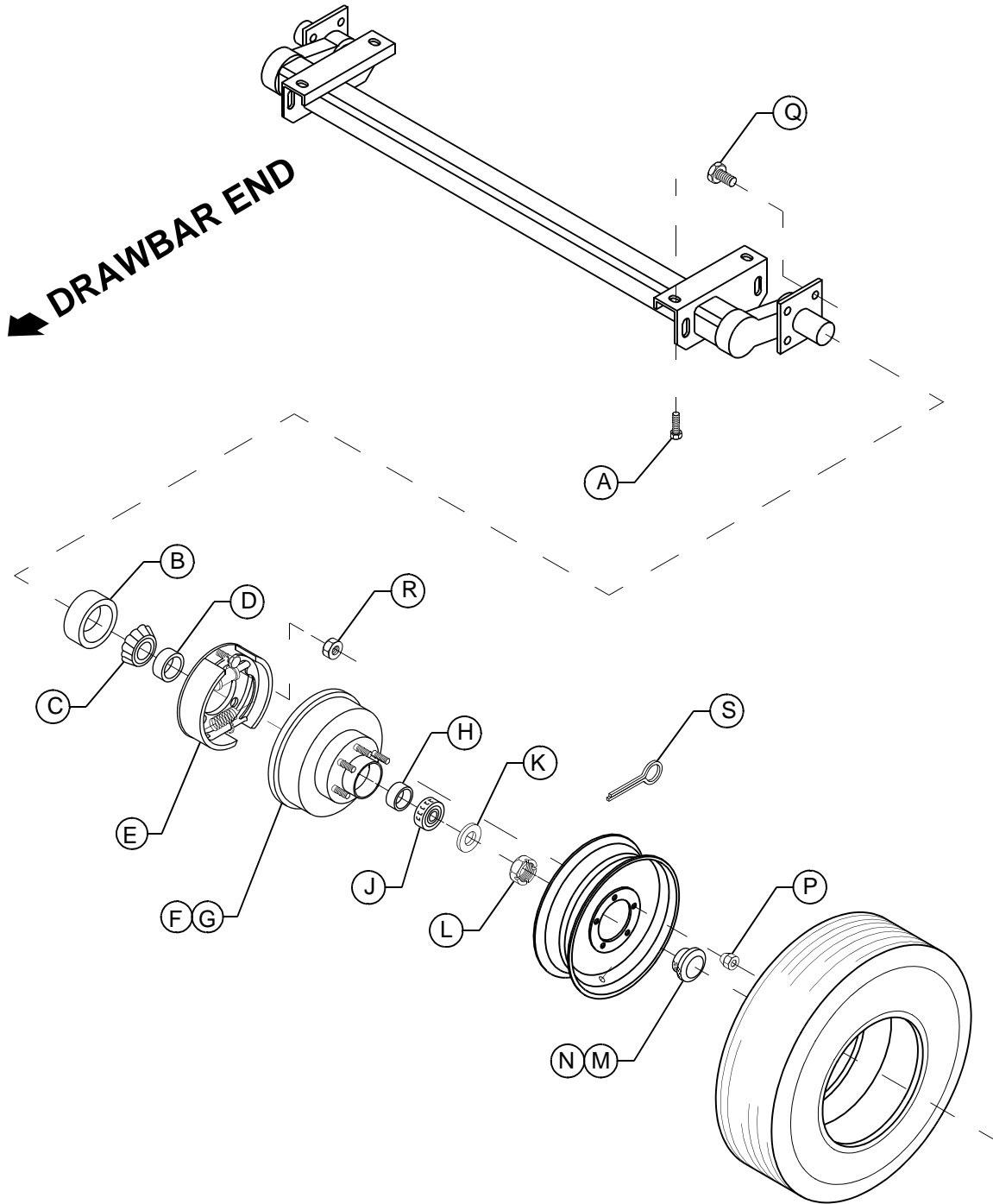
ITEM	COMM. NO.	DESCRIPTION	QTY	DIMENSIONS/NOTES
A	22594428	Stud	1	
B	22594642	Washer, Spring Lock	2	
C	22594527	Nut	1	
D	22496939	Starter Assembly	1	
E	22594501	Nut	1	
F	22594352	Bolt	1	





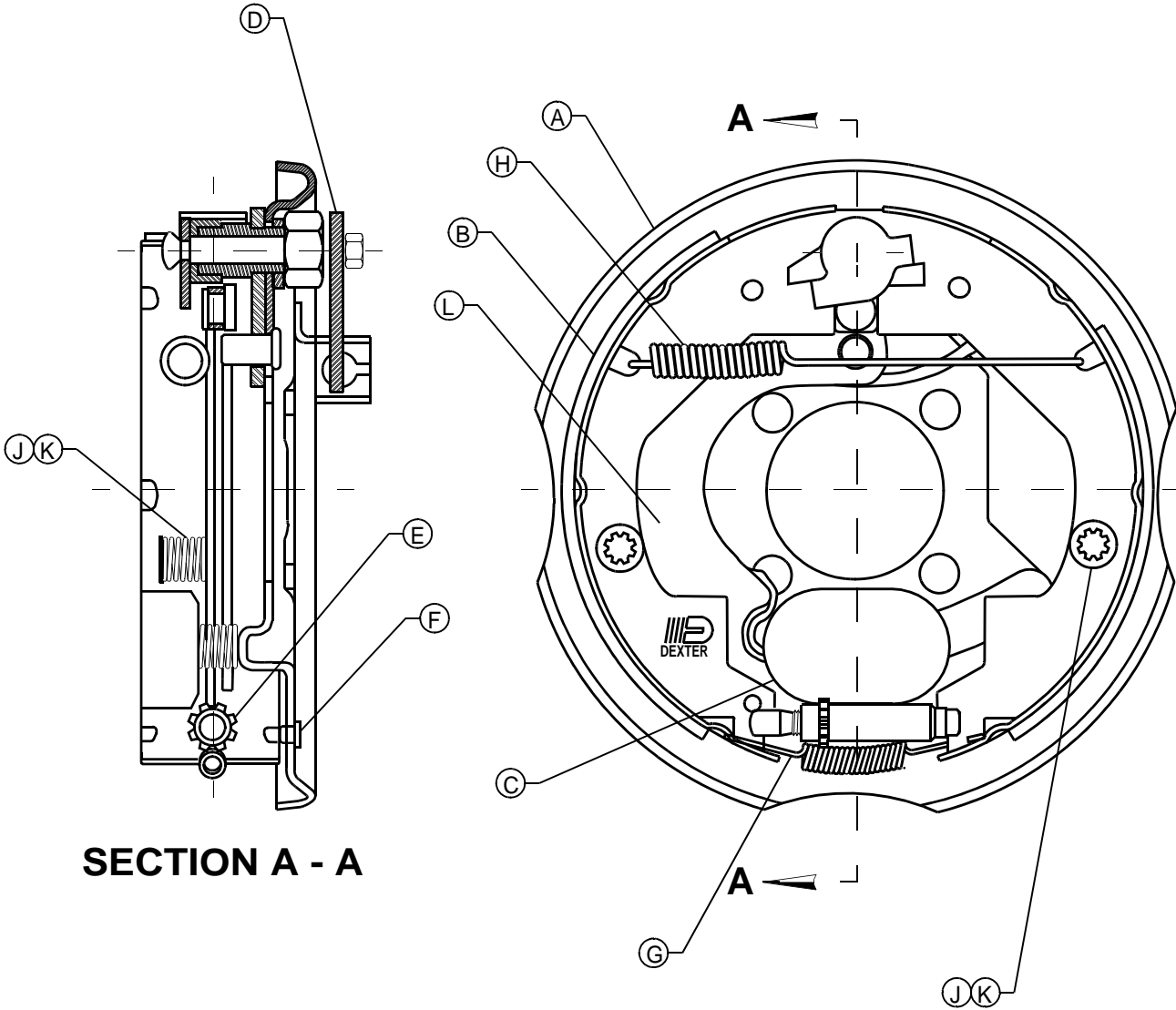
## **Section D - OPTION PARTS**

# ELECTRIC BRAKE AXLE



ITEM	COMM. NO.	DESCRIPTION	QTY	DIMENSIONS/NOTES
A	36879492	Screw, Hex Fange Head M16 X 30	4	
B	35391101	Seal, EZ Lube Grease	2	
C	35361864	Cone, Inner Bearing	2	
D	35361872	Cup, Inner Bearing	2	
E	35391168	Brake Assembly, LH Electric	1	
	35391176	Brake Assembly, RH Electric	1	
F	35391119	Hub and Drum with Studs	2	
G	35361898	Stud	10	
H	35315191	Cup, Outter Bearing	2	
J	35315183	Cone, Outter Bearing	2	
K	35315209	Washer, Spindle	2	
L	35315217	Nut, Spindle	2	
M	35391127	Cap, EZ Lube Rubber	2	
N	35391135	Plug, EZ Lube Rubber	2	
P	35315274	Nut, Wheel	10	
Q	35391648	Screw, Brake Mount	8	
R	35391630	Nut, Brake Mount Hex	8	
S	35315225	Pin, Cotter	2	

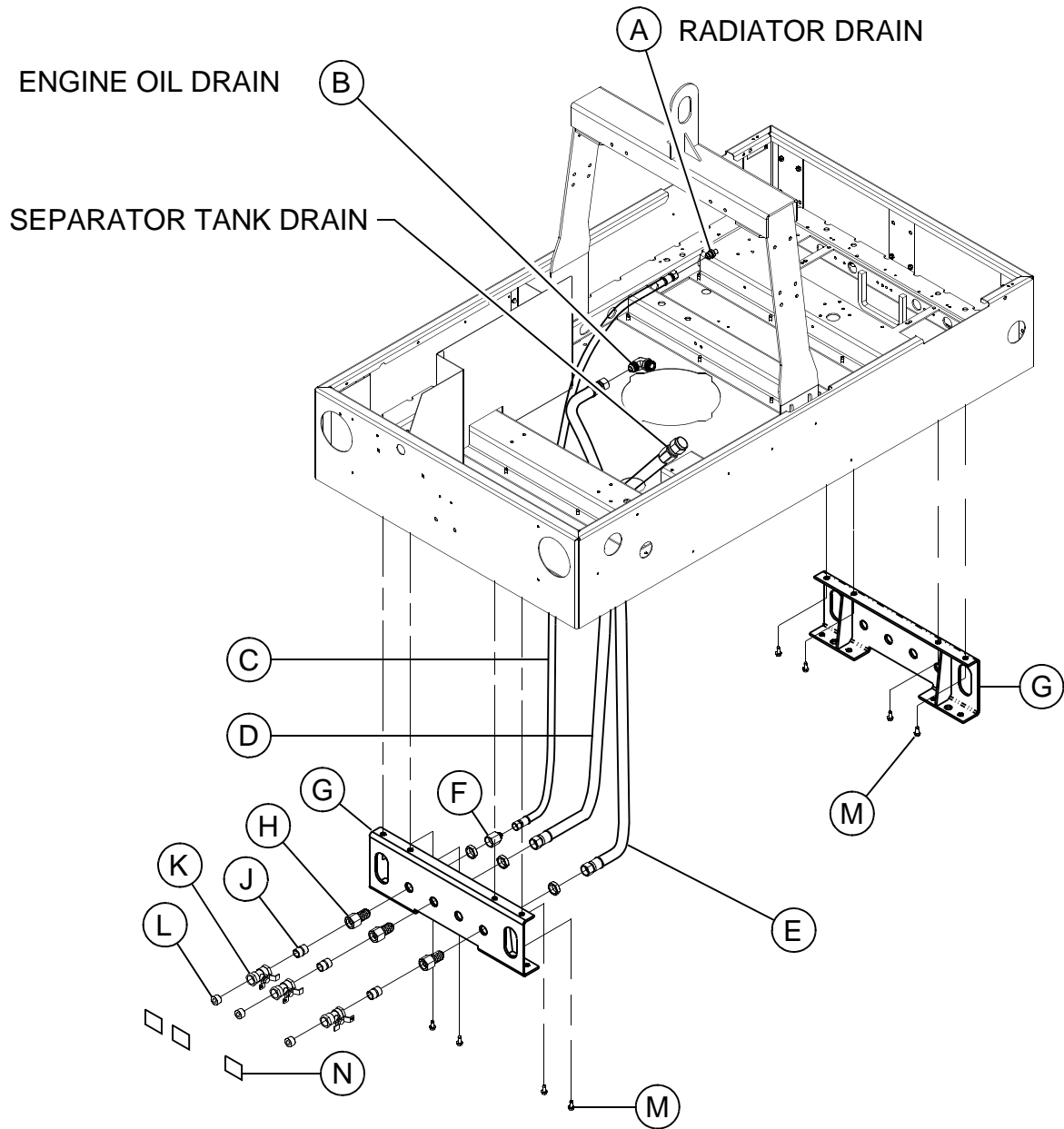
ELECTRIC BRAKE SHOE





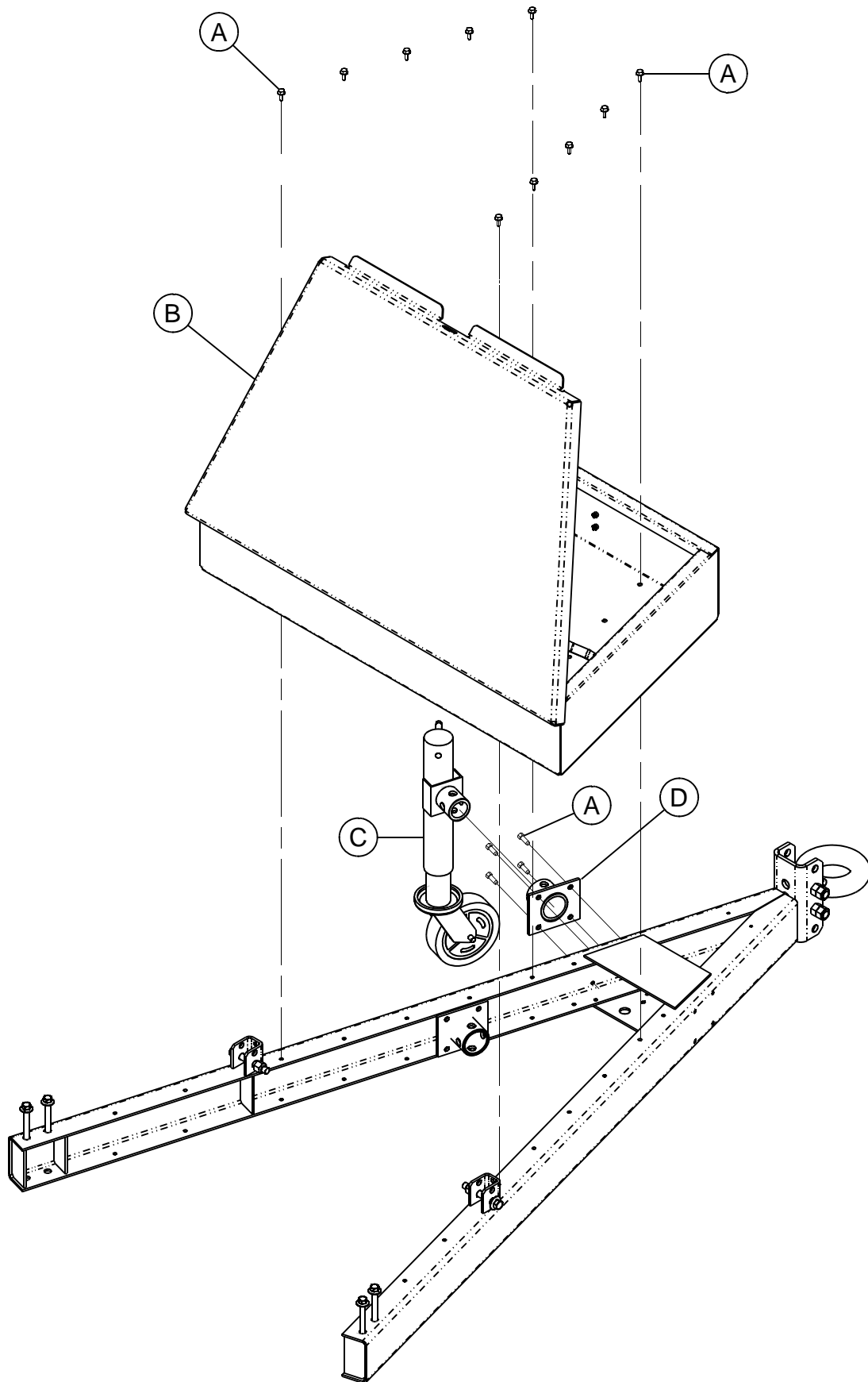
ITEM	COMM. NO.	DESCRIPTION	QTY	DIMENSIONS/NOTES
A	35391184	Plate Assembly, LH Backing	1	
	35391192	Plate Assembly, RH Backing	1	
B	35391333	Brake Shoe Primary Kit	1	
	35391341	Brake Shoe Secondary Kit	1	
C	35393784	Magnet Kit	2	
D	35391267	Lever, Parking Brake	2	
E	35391366	Screw Assembly, Adjusting	2	
F	35391416	Plug, Adjusting Screw	2	
G	35391374	Spring, Adjuster	2	
H	35391358	Spring, Retractor	2	
J	35391382	Spring, Shoe hold Down	4	
K	35391390	Pin, Shoe hold Down	4	
L	35391226	Lever Kit, LH Actuating	1	
	35391234	Lever Kit, RH Actuating	1	

# LRG and CENTRAL DRAINS



ITEM	COMM. NO.	DESCRIPTION	QTY	DIMENSIONS/NOTES
A	35283134	Connector, 1/4" NPT X -8 JIC	1	
B	22431167	Elbow, M22-1.5 X -12 JIC	1	
C	35306679	Hose Assembly	1	Radiator Drain
D	35287705	Hose Assembly	1	Oil Drain
E	22180889	Hose Assembly	1	Separator Tank Drain
F	35365774	Reducer, Tube 3/4" to 1/2"	1	
G	22383764	Support, LRG	2	
H	35287747	Bulkhead Fitting, 3/4" X -12 JIC	3	
J	95928040	Nipple, Closed 3/4" NPT X 1.38"	3	
K	36777399	Valve, T-Handle Ball 3/4" NPT	3	
L	95947149	Plug, Hex Countersink 3/4 "NPT	3	
M	36879492	Screw, Hex Fange Head M16 X 30	8	
N	36524791	Decal, Fluid Drain	1	

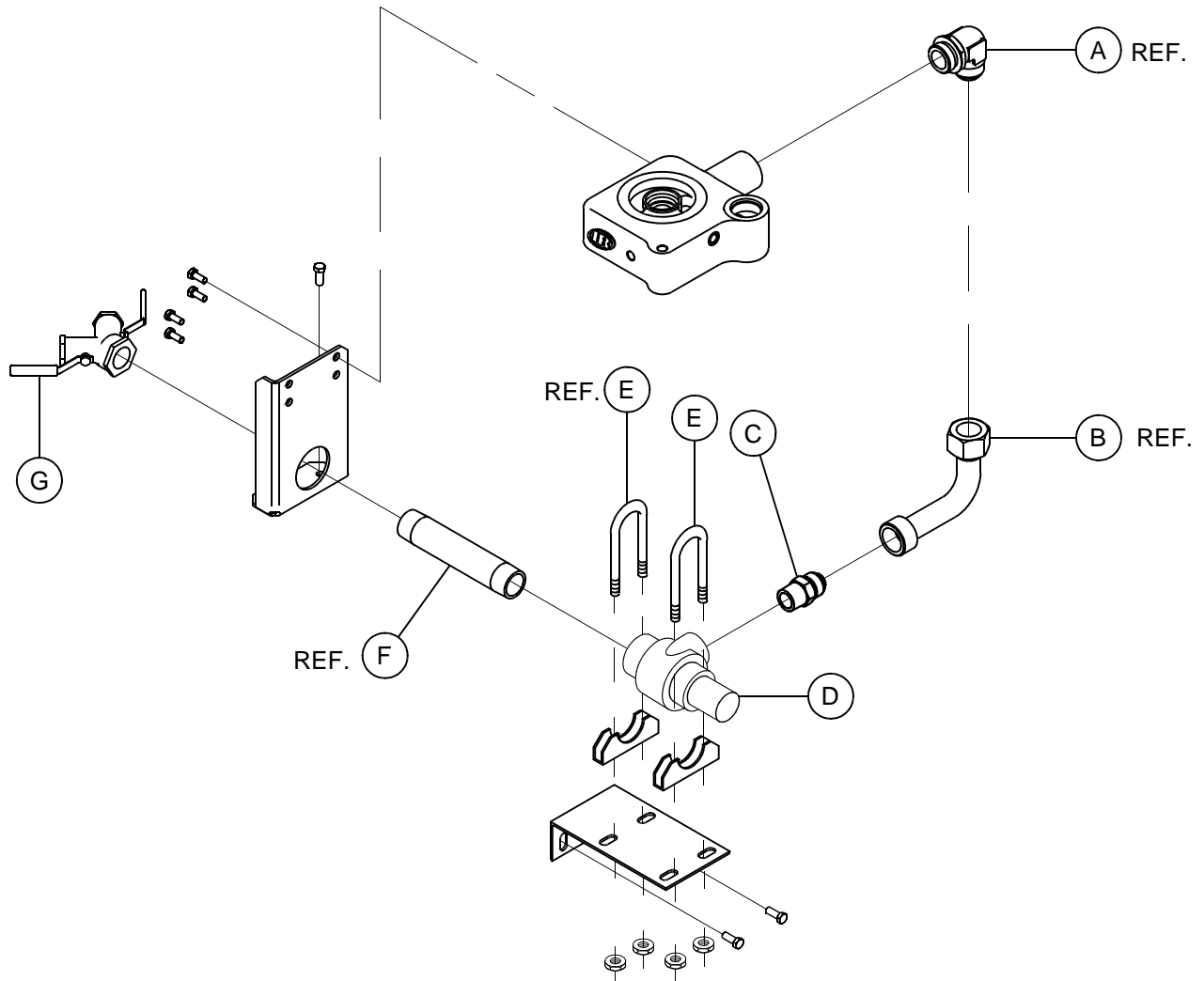
# EXTERNAL TOOLBOX



46551818\_10/09\_A

ITEM	COMM. NO.	DESCRIPTION	QTY	DIMENSIONS/NOTES
A	22538490	Screw, Tapping M08-1.25 X 20	14	
B	22655849	Toolbox, External	1	
C	22564611	Jack Assembly	1	Relocate
D	22586168	Tube, Jack Mounting	1	Relocate

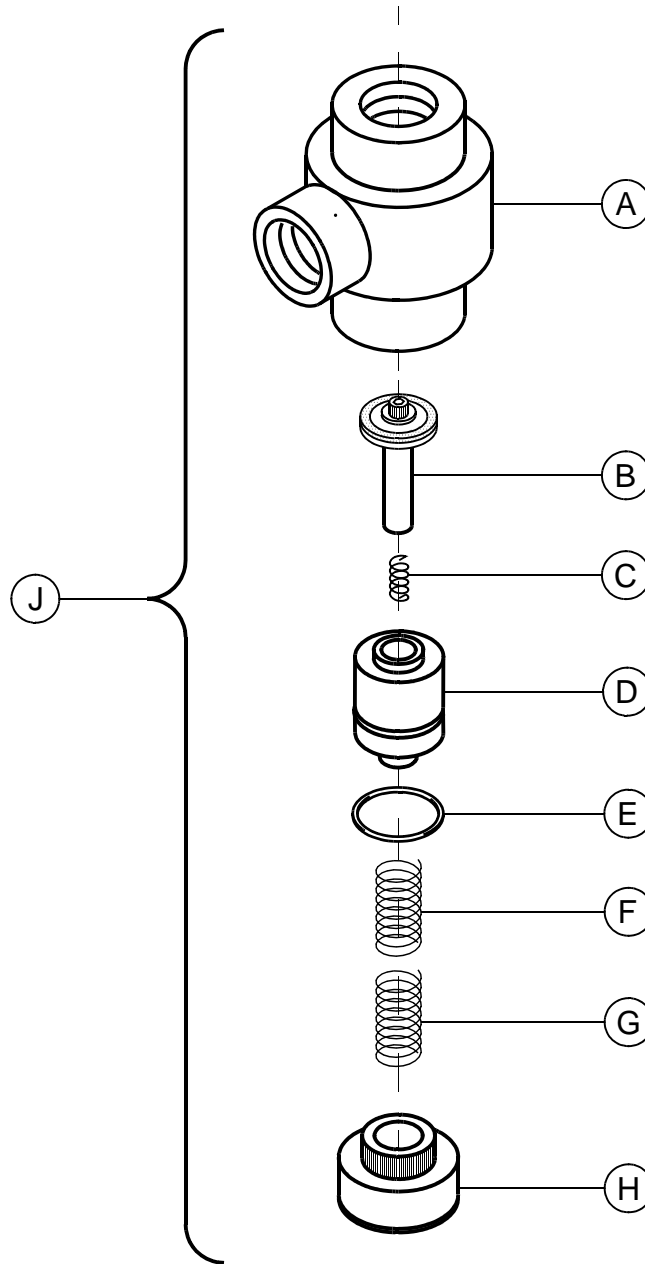
## MINIMUM PRESSURE CHECK VALVE PIPING



46551818\_10/09\_A

ITEM	COMM. NO.	DESCRIPTION	QTY	DIMENSIONS/NOTES
A	35279777	Elbow, 90° 1.62"-12 X -20 JIC	1	
B	22662605	Tube, Discharge	1	
C	95219770	Adapter, 1.25" NPT x 1.62"-12	1	
D	36776219	Valve, Minimum Pressure Check	1	
E	35192178	Clamp, Saddle	2	
F	95916268	Nipple, Long 1.25" NPT X 8"	1	
G	36881076	Valve, Wye	1	

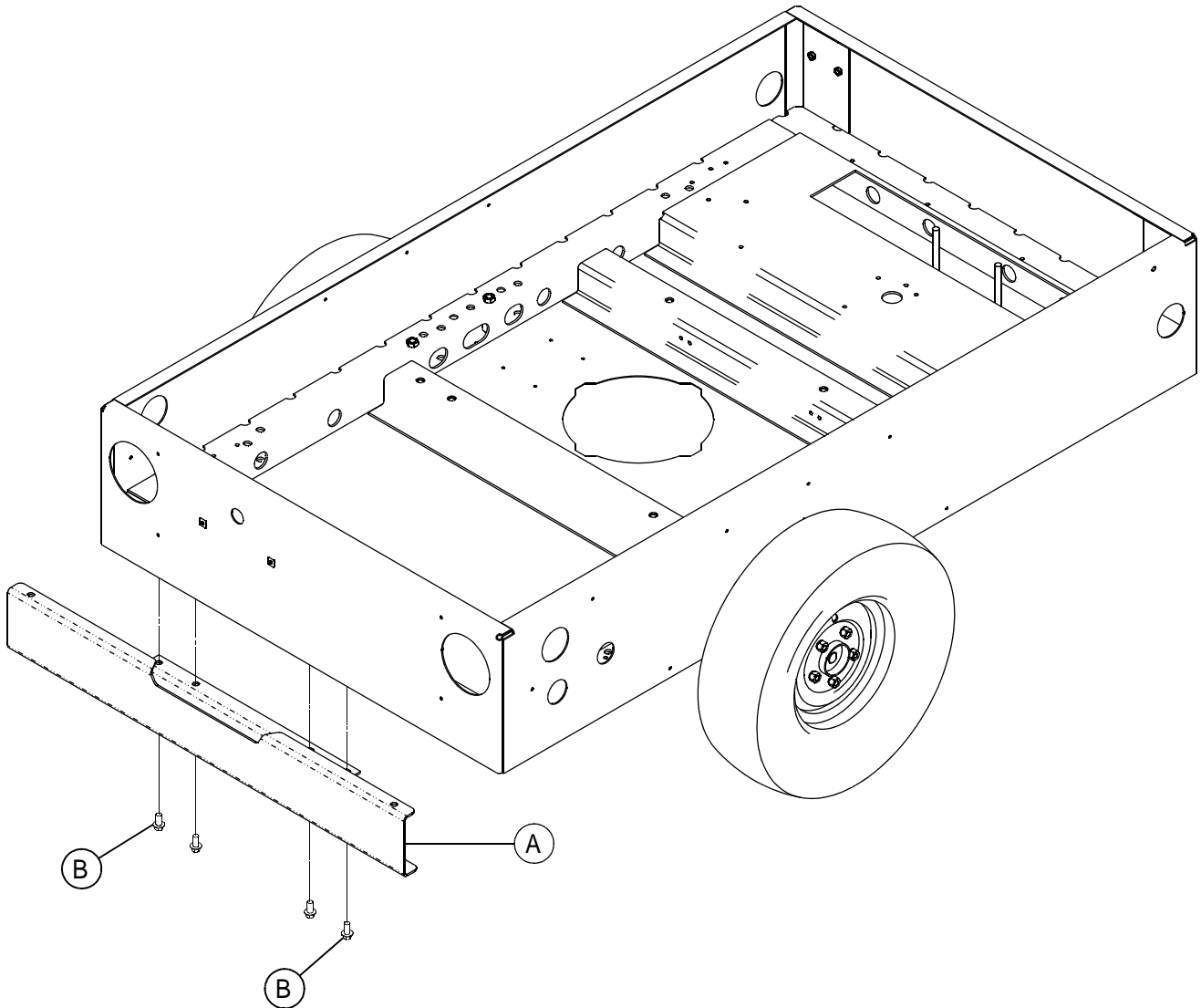
## MINIMUM PRESSURE CHECK VALVE



46551818\_10/09\_A

ITEM	COMM. NO.	DESCRIPTION	QTY	DIMENSIONS/NOTES
A	35382621	Body, Minimum Pressure Valve	1	
B	35382639	CV Assembly	1	
C	35382662	Spring, CV Assembly	1	
D	35382647	Piston	1	
E	35382654	O-Ring, Minimum Pressure Valve	1	
F	35382670	Spring, Piston	1	
G	35389055	Spring, Minimum Pressure Valve	1	
H	35382688	Cap, Minimum Pressure Valve	1	
J	36776219	Valve Assembly, Minimum Pressure		

# REAR BUMPER

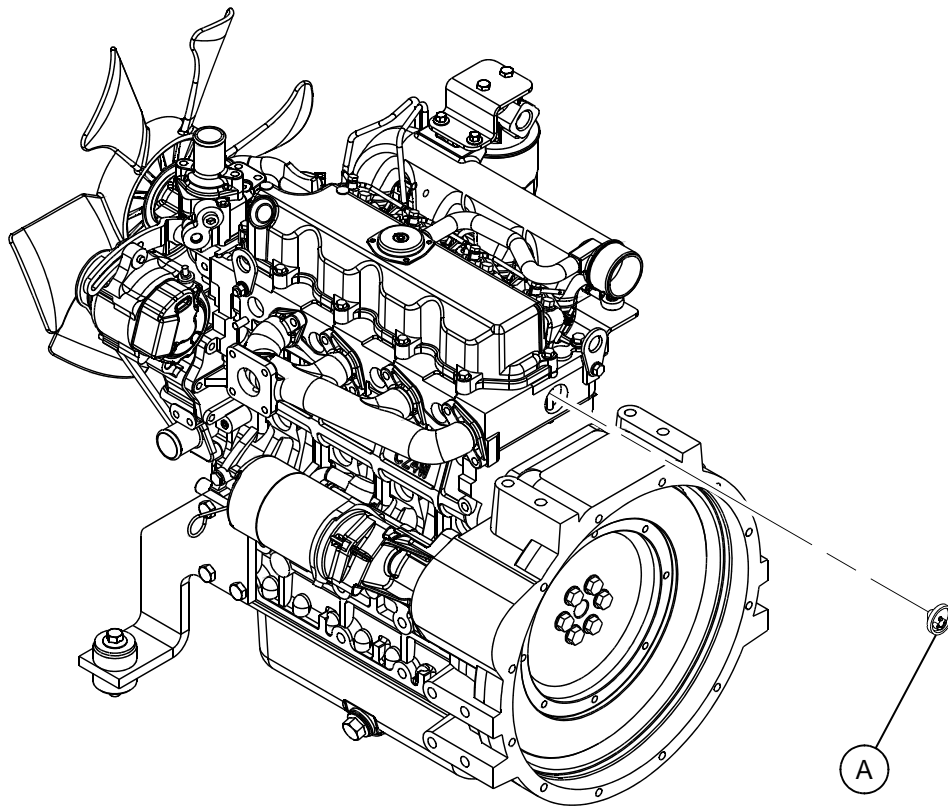


46551818\_10/09\_A

ITEM	COMM. NO.	DESCRIPTION	QTY	DIMENSIONS/NOTES
A	22658918	Bumper, Rear	1	
B	96750765	Screw, Hex Flange M12-1.75 X 25	4	



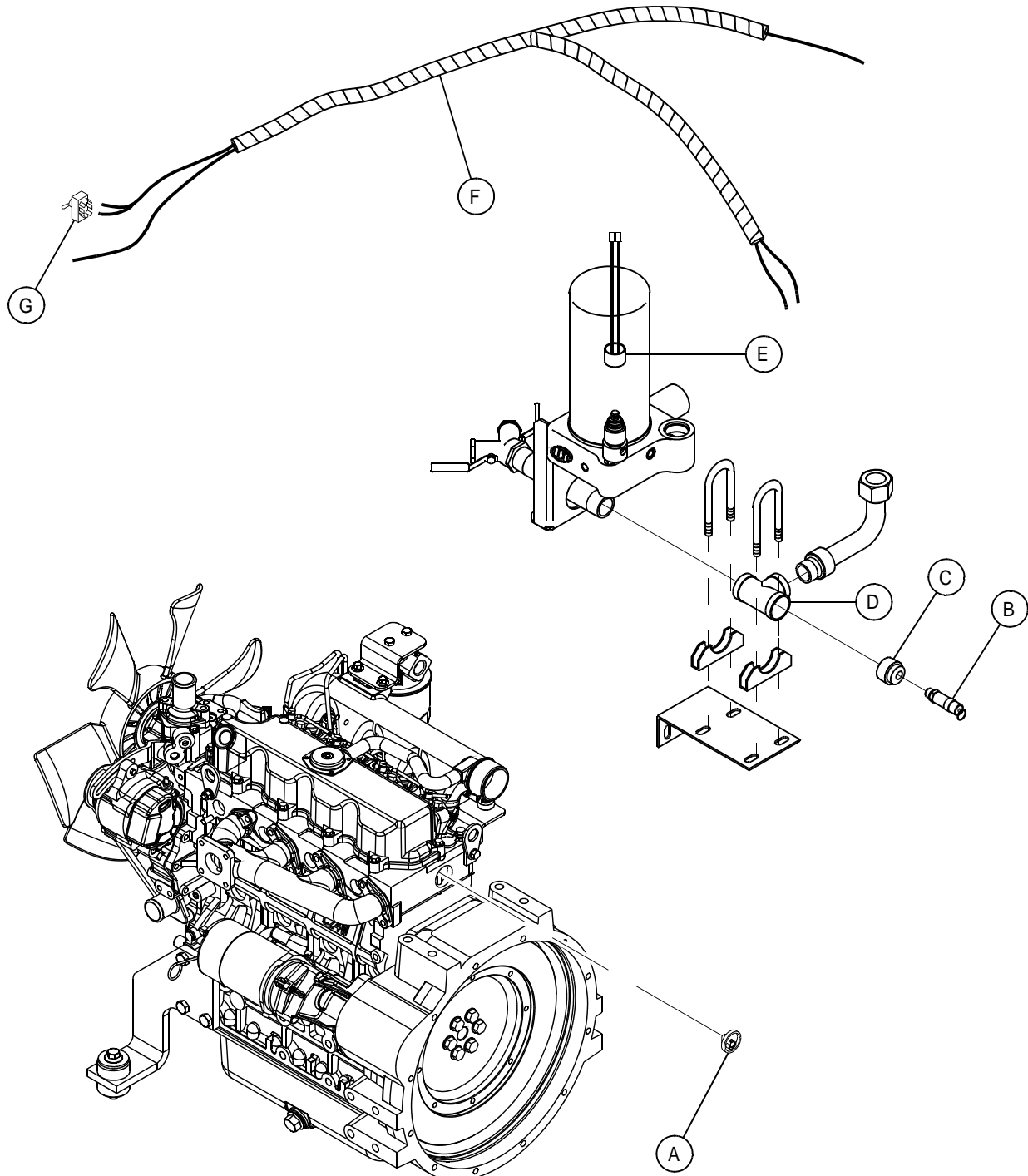
# BLOCK HEATER



46551818\_10/09\_A

ITEM	COMM. NO.	DESCRIPTION	QTY	DIMENSIONS/NOTES
A	22721914	Heater, Block	1	

# COLD WEATHER



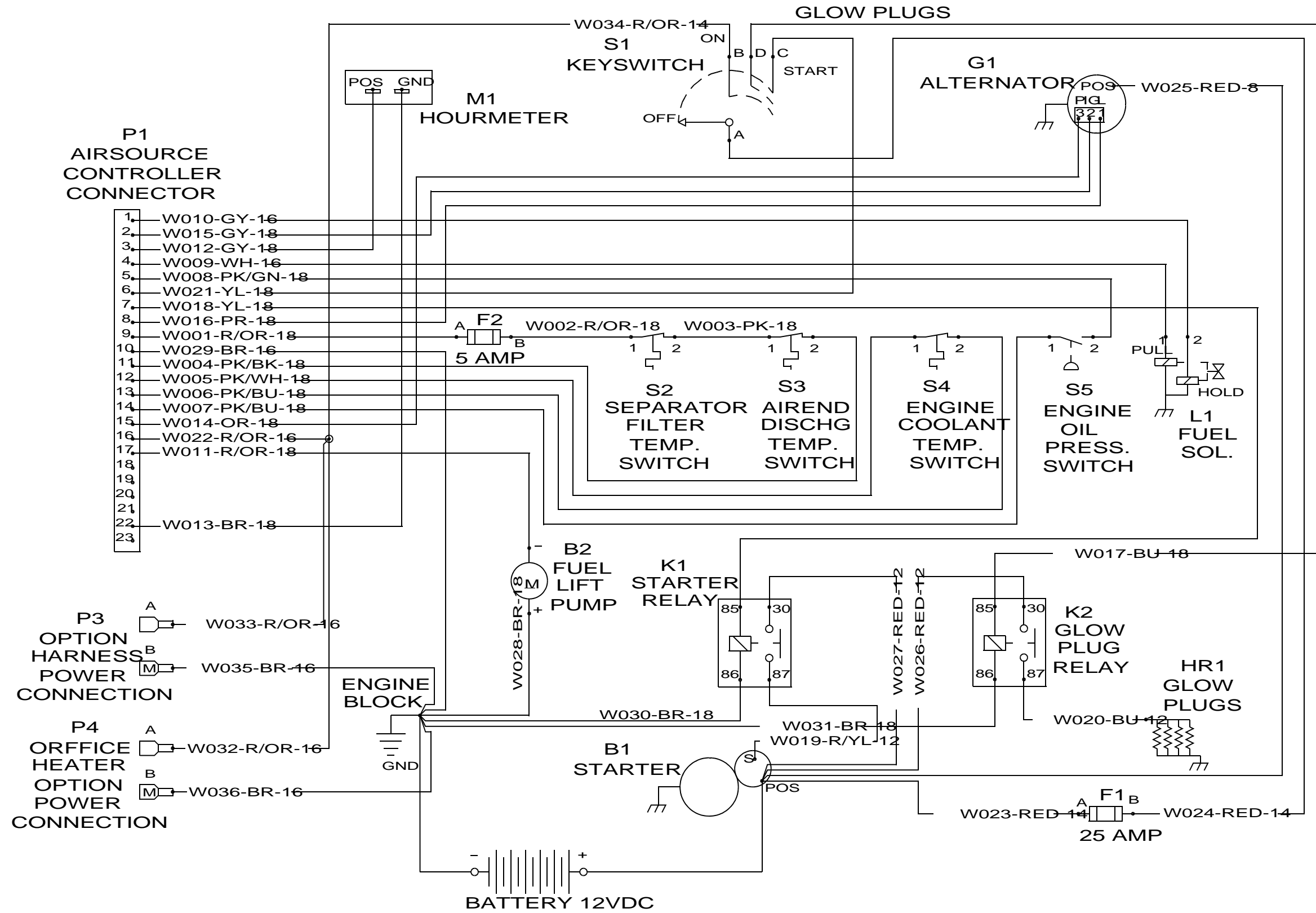
46551818\_10/09\_A

ITEM	COMM. NO.	DESCRIPTION	QTY	DIMENSIONS/NOTES
A	22721914	Heater, Block	1	
B	35325166	Valve, Safety	1	
C	95940912	Bushing, Reducing 1.25" NPT X 1/2" NPT	1	
D	95954236	Tee, 1.25" NPT	1	
E	22810444	Heater, 12 V Regulator	1	
F	22821722	Harness, Orifice Heater	1	
G	35337435	Switch, Toggle	1	



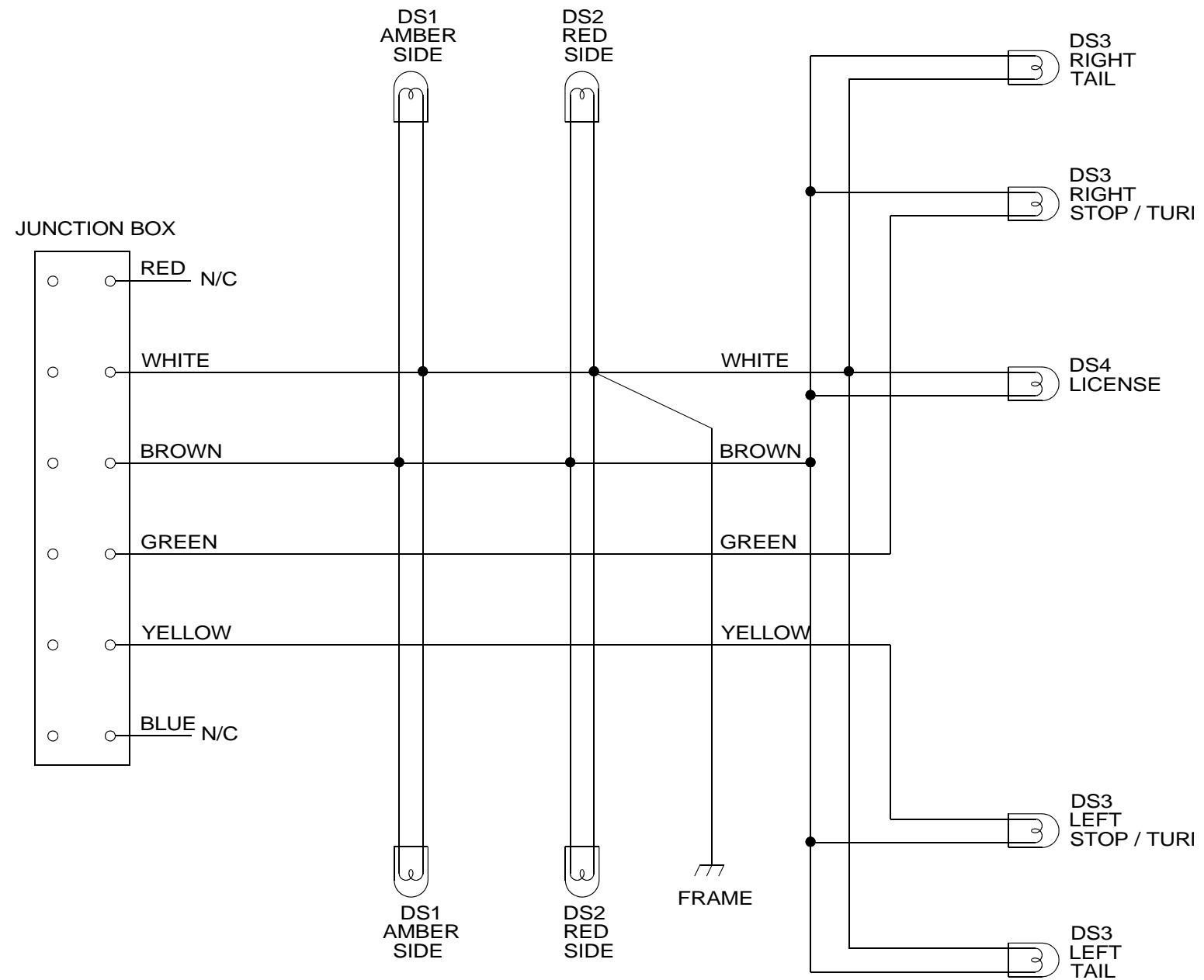
## **Section E - WIRING SCHEMATICS**

# CHASSIS WIRING SCHEMATIC

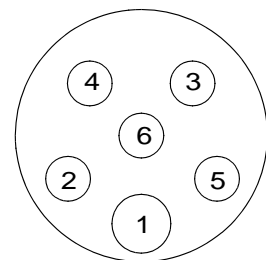


46551818\_10/09\_A

BRAKE and RUNNING LIGHTS SCHEMATIC



PLUG / SOCKET WIRING CONNECTIONS



- 1 WHITE - GROUND
- 2 YELLOW - LEFT STOP/TURN SIGNAL
- 3
- 4 GREEN - RIGHT STOP/TURN SIGNAL
- 5 BROWN - TAIL / CLEARANCE LIGHTS
- 6 BLUE - ELECTRIC BRAKES

46551818\_10/09\_A

WIRING PARTS LIST

ITEM	COMM. NO.	DESCRIPTION	ITEM	COMM. NO.	DESCRIPTION	ITEM	COMM. NO.	DESCRIPTION
		<b>CHASSIS HARNESS</b>						
B1	22607519	Starter						
BT1	36844264	Battery, 12VDC						
F1	36793651	Fuse, 25A						
	46551840	Cap, Fuse (Replacement)						
G1	22607576	Alternator						
HR1	46544292	Plug, Glow						
K1	22511505	Relay, 70 A						
	23091796	Box, Relay (Replacement)						
K2	22511505	Relay, 70 A						
	23091796	Box, Relay (Replacement)						
L1	22607758	Valve, Solenoid						
M1	22054175	Hourmeter						
M2	35604065	Gauge, Pressure 150 PSI (Discharge)						
	22137418	Bulb (Replacement)						
M3	22773337	Gauge, Fuel Level (OPTION)						
	22137418	Bulb (Replacement)						
S1	22127385	Switch, Ignition						
	22137426	Knob Assembly (Replacement)						
S2	35596436	Switch, Temperature (Separator Tank)						
S3	22823199	Switch, Temperature (Airend)						
S4	22651251	Switch, Temperature (Water)						
S5	36878379	Switch, Pressure (Oil)						
U1	22058531	Sender, Low Fuel Shutdown (OPTION)						
~	46492617	Harness, Chassis						
		<b>2 and 4 LIGHT TRAILER HARNESS</b>						
DS1	35367051	Light, Amber Clearance						
DS2	35367044	Light, Red Clearance						
DS3	36788081	Light, Stop / Tail						
DS4	54726468	Light, License						
~	23050180	Harness, 2 Tail Light Trailer						
~	36893345	Harness, 4 Tail Light Trailer						
~	46499364	Controller, SECU						
~	36793743	Cable, Positive Battery						
~	36780609	Cable, Negative Battery						
~	36783488	Strap, Frame Ground						



# **REVISION HISTORY**

Rev.	EC Number	DESCRIPTION
A B	SVC31183	Original Release



## NUMERICAL INDEX

COMM.NO.	PAGE	COMM.NO.	PAGE	COMM.NO.	PAGE	COMM.NO.	PAGE
22054159	B-49	22524680	B-47	22568331	C-2	22588644	C-6
22090898	B-49	22528228	B-40	22568349	C-9	22588800	C-2
22107478	B-53		B-45	22568372	C-13	22588818	C-2
22127385	B-49	22532378	B-40	22568380	C-5	22588834	C-9
22134118	B-49	22532386	B-40	22568398	B-45	22588842	C-9
22144521	B-5	22532394	B-40	22568406	B-13	22588859	C-9
22165658	B-23	22538367	B-3	22568422	B-11	22588909	C-2
22180889	B-23	22538490	B-51	22580021	B-17	22589170	C-14
	D-7		D-9	22586168	B-5	22594154	C-11
22195820	B-23	22538508	B-7		D-9	22594162	C-5
22246268	B-10	22542096	B-7	22586374	C-5	22594204	C-3
22271696	B-5		B-9	22586390	C-13	22594212	C-3
22313928	B-56	22545719	B-53	22586408	C-13	22594253	C-11
22343503	B-45	22550321	B-15	22586424	C-9	22594279	C-5
22355846SB	B-25	22564611	B-5	22586457	C-10		C-13
	B-31		D-9	22586481	C-9	22594303	C-5
22366058	B-45	22567788	C-13	22586754	C-5	22594311	C-6
22366066	B-45		C-14		C-7	22594337	C-3
22378467	B-11	22567804	B-13		C-11	22594345	C-16
22383764	D-7		C-11	22586762	C-5	22594352	C-17
22404289	B-19	22567812	C-5	22586770	C-5	22594360	C-5
22406755	B-25	22567820	C-2	22586788	C-9	22594402	C-10
	B-33	22567838	C-9	22586820	C-3	22594428	C-17
22413165	B-53	22567846	C-2	22586838	C-13	22594436	C-11
22414932SB	B-13	22567853	C-10	22586846	C-10	22594451	C-10
22414940SB	B-13		C-13	22586853	C-10	22594485	C-16
22423354	B-53		C-15	22586861	C-10	22594493	C-5
22431167	D-7	22567861	C-6	22586994	C-5		C-11
22436331	B-25	22567887	C-6	22587018	C-5		C-16
22441612	B-53	22567911	C-13	22587208	C-9	22594501	C-17
22449581	B-13	22567929	C-16	22587216	C-9	22594519	C-11
22449664	B-11	22567952	C-15	22587406	C-5		C-13
22451694	B-43	22567986	B-13	22587448	C-10	22594527	C-17
22452668SB	B-13		C-11	22587455	B-13	22594543	C-10
22455448	B-53	22568000	C-6	22587547	C-3	22594550	C-9
22474449	B-13	22568018	C-11	22587604	C-9	22594568	C-7
22482277	B-15	22568026	C-6	22587612	C-2	22594576	C-2
22487607SB	B-15	22568059	C-5		C-14	22594584	C-9
22487615SB	B-15	22568067	C-5	22587620	C-5	22594626	C-5
22489355SB	B-15	22568075	C-7	22587638	C-5		C-11
	B-53	22568091	C-7	22587653	C-6		C-16
22489660SB	B-15	22568109	C-13	22587661	C-10	22594634	C-5
22489678SB	B-17	22568117	C-13	22587679	C-10		C-11
22494660	B-15	22568125	C-11	22587687	C-10		C-13
22494678	B-15	22568133	C-11	22587794	C-5	22594642	C-3
22496905	B-13	22568141	C-15	22587927	C-5		C-17
22496921	C-16	22568158	C-15	22587950	C-13	22594659	C-3
22496939	C-17	22568166	C-9	22588057	C-16	22594709	C-9
22500193	B-13	22568174	C-11	22588339	C-3	22594717	C-7
22511505	B-43	22568208	C-5	22588487	C-5	22594725	C-5
22517494	B-47	22568224	C-6	22588495	C-10	22594733	C-6
22517502	B-47	22568240	C-6	22588503	C-9	22594741	C-5
22519888SB	B-3	22568281	C-14	22588511	C-9	22594758	C-5
22524284	B-55	22568299	C-6	22588529	C-9	22594790	C-5
	B-56	22568315	C-10	22588537	C-9	22594865	C-16
22524425SB	B-45	22568323	C-9	22588560	C-13	22595029	C-5

## NUMERICAL INDEX

COMM.NO.	PAGE	COMM.NO.	PAGE	COMM.NO.	PAGE	COMM.NO.	PAGE
22595060	C-2	23156714SB	B-15	35283464	B-25	35369354	B-25
22595086	C-15		B-53		B-35		B-29
22595102	C-3	23167851	B-53	35287705	D-7		B-39
22595110	C-3	23230857	B-49	35287747	D-7		B-49
22595128	C-3	23231921	B-21	35290113	B-19	35369396	B-31
22595334	C-16	23241045	B-55	35292986	B-10	35370386	B-23
22595375	C-10	23247604	B-43	35294727	B-15		B-29
22595417	C-5	23264914	B-53	35294750	B-23	35373976	B-49
22595524	C-5	23264922	B-53		B-37	35374073	B-43
22595532	C-2	23279078	B-23	35294768	B-27	35376094	B-5
22595573	C-9	23287739	B-27	35295880	B-15	35376110	B-23
22595581	C-2		B-35		B-27	35376334	B-21
22595763	C-2	23296551	B-21		B-35	35376342	B-21
22601074	B-11	23315310	B-7	35296342	B-17	35376359	B-21
22610760	B-25	23321961	B-56		B-45	35379064	B-25
22610950	B-25	23324585	B-47	35296409	B-23	35379817	B-21
22626436	C-13	23334717	B-23		B-33	35382621	D-11
22626444	C-13		B-37	35300771	B-17	35382639	D-11
22626451	C-13	23345960	B-11	35306679	D-7	35382647	D-11
22626469	C-13	35114545	B-25	35315183	B-9	35382654	D-11
22626477	C-13		B-29		D-3	35382662	D-11
22637185	B-3	35192178	B-25	35315191	B-9	35382670	D-11
22642532	B-25		B-33		D-3	35382688	D-11
	B-33		D-10	35315209	B-9	35384577	B-45
22646137	B-53	35209048	B-11		D-3	35385111	B-45
22652010SB	B-43	35221662	B-15	35315217	B-9	35389055	D-11
22652028SB	B-43	35253038	B-51		D-3	35391101	B-9
22655849	D-9	35279025	B-3	35315225	B-9		D-3
22658918	D-12		B-5		D-3	35391119	D-3
22662605	B-25		B-11	35315274	B-9	35391127	B-9
	B-37		B-15		D-3		D-3
	D-10		B-19	35322379	B-25	35391135	D-3
22685481	B-27		B-25		B-35	35391168	D-3
	B-39		B-27	35324839	B-25	35391176	D-3
22685499	B-27		B-33		B-35	35391184	D-5
	B-39		B-43	35325166	D-14	35391192	D-5
22685507	B-27		B-45	35327212	B-19	35391226	D-5
	B-39		B-53	35328467	B-13	35391234	D-5
22685515	B-27	35279777	B-25	35337435	D-14	35391267	D-5
	B-39		B-37	35356484	B-25	35391333	D-5
22721914	D-13		D-10		B-29	35391341	D-5
	D-14	35279785	B-25	35360775	B-17	35391358	D-5
22743769	B-55		B-27	35361864	B-9	35391366	D-5
22780985	B-49		B-37		D-3	35391374	D-5
22810444	D-14	35279876	B-23	35361872	B-9	35391382	D-5
22821722	D-14		B-33		D-3	35391390	D-5
22823199	B-23	35279942	B-25	35361898	B-9	35391416	D-5
	B-37		B-27		D-3	35391630	D-3
22904783	B-17	35279959	B-23	35363498	B-45	35391648	D-3
22910699	B-49	35282078	B-45	35365774	D-7	35393651	B-41
22911788	B-49	35282565	B-10	35367044	B-51	35393669	B-41
22915300	B-53	35282912	B-23	35367051	B-51	35393677	B-41
23050180	B-51	35283134	D-7	35369214	B-27	35393685	B-41
23156706	B-15	35283258	B-23		B-35	35393693	B-41
23156706SB	B-53		B-25			35393701	B-41
						35393719	B-41

## NUMERICAL INDEX

COMM.NO.	PAGE	COMM.NO.	PAGE	COMM.NO.	PAGE	COMM.NO.	PAGE
35393784	D-5	36879492	B-3	46492492	B-54	95916268	B-25
35578194	B-47		B-7	46492559	B-54		B-31
35579630	B-27		D-3	46492955	B-19		D-10
	B-31		D-7	46492971	B-19	95920401	B-19
35592435	B-13	36880623	B-3	46492989	B-19	95928040	D-7
	B-31	36881076	B-25	46497418	B-54	95928164	B-27
35596436	B-25		B-31	46499307	B-19		B-29
	B-35		D-10	46499596	B-43	95928248	B-25
35605187	B-5	36881712	B-13	46541512SB	B-53		B-33
35609874	B-19	36881886	B-15	46542163	B-19	95928800	B-53
35611557	B-21		B-40		B-23	95929782	B-11
35611615	B-21		B-49	46543336	B-49	95934907	B-5
35706761	B-49	36881936	B-23	46543344	B-49	95934998	B-17
36073542	B-7	36882934	B-15	46551812	B-11	95935003	B-47
36511623	B-21	36884948	B-17	46551826	B-11	95935029	B-13
36514602	B-55	36885564	B-45	46552911	B-54		B-47
36520955	B-55	36886992	B-23	46553401	B-11	95935037	B-40
	B-56		B-29	46553402	B-11		B-43
36524791	D-7	36889608	B-13	54429295	B-13	95935086	B-13
36766756	B-25		B-15	54439062	B-13	95937447	B-25
	B-33		B-49	54440060	B-21		B-31
36767051	B-27	36893634	B-51	54454756	B-56	95940912	D-14
36769024	B-13	36895977	B-45	54471057	B-19	95947149	D-7
36769032	B-13	36896892	B-25	54568753	B-55	95953709	B-25
	B-47		B-37	54568761	B-55		B-33
36769289	B-19	36897999	B-43	54568779	B-55	95954236	B-25
36769560	B-15	36898104	B-15		B-56		B-33
36776219	D-10		B-17	54568787	B-56		D-14
	D-11		B-47	54568795	B-56	95954251	B-53
36777399	D-7	36920254	B-27	54568803	B-55	96701461	B-13
36782167	B-15		B-29	54604921	B-55	96701495	B-47
36787968	B-51	36920486	B-49	54604962	B-55	96701750	B-5
36788081	B-51	36921344	B-15	54604970	B-55	96702055	B-13
36788172	B-23		B-47	54627617	B-15	96702170	B-21
36793776	B-25	36921377	B-25		B-17	96702279	B-25
	B-33	39322284	B-21	54629944	B-56	96702816	B-43
	B-35	39404165	B-25	54640016	B-54	96702824	B-11
36797652	B-3		B-35	54721220	B-53	96726435	B-40
	B-15	43213388	B-25	54721238	B-53	96727623	B-15
	B-17	46490322	B-53	54726468	B-51		B-17
	B-43	46490330	B-53	92398130	B-53	96728431	B-53
	B-45	46490363	B-53	92923531	B-53	96728555	B-5
	B-53	46490371	B-53	95022307	B-23	96729595	B-13
36840437	B-25	46490389	B-53	95058053	B-21	96747225	B-13
	B-29	46490876SB	B-3	95059077	B-21	96747282	B-5
36842102	B-53	46490884	B-27	95219770	B-25	96747290	B-5
36843282	B-53		B-35		D-10	96749627	B-13
36844264	B-47	46490892	B-27	95287629	B-23	96750765	D-12
36845493	B-45		B-37		B-37		
36848158	B-9	46490900SB	B-3	95431292	B-27		
36853174	B-51	46491239SB	B-19		B-29		
36868479	B-13	46491510SB	B-3	95446340	B-25		
36878379	B-13	46491551SB	B-3		B-29		
		46491577	B-53	95591723	B-49		
		46491932GB	B-3				
		46491940GB	B-3				

## NUMERICAL INDEX

COMM.NO.	PAGE	COMM.NO.	PAGE	COMM.NO.	PAGE	COMM.NO.	PAGE
----------	------	----------	------	----------	------	----------	------

## WORD INDEX

### CPN

13" Tire & Wheel Assembly .....B-7

### A

#### Adapter

1.25" NPT x 1.62"-12 .....D-10

Oil Pressure Switch .....B-13

Remote Oil Fill .....C-5

#### Airend Assembly

HE127 .....B-19

Assembly Alternator .....C-16

#### Assembly Pump

Water .....C-11

### B

#### Baffle

Canopy Crbsd .....B-53

Canopy Stsd .....B-53

Cooler Bottom .....B-15

Curb Side .....B-15, B-53

Radiator .....B-15

Radiator Bottom .....B-15

Street Side .....B-15, B-53

Top .....B-15, B-53

#### Bail

Lift .....B-3

Ball .....C-5

#### Battery

12V .....B-47

#### Bearing

Ball M50 X 110 .....B-21

Rodend .....B-13

#### Body

Air Cleaner .....B-41

Minimum Pressure Valve .....D-11

Bolt .....C-2, C-5, C-6, C-11, C-13, C-16, C-17

Clamp .....C-9

Flange .....B-13, C-5, C-6, C-10, C-11, C-16

Flange M06-1.0 X 60 .....C-13

Flange M06-1.0 X 65 .....C-13

Flywheel .....C-3

Hex .....C-14

Hex M08-1.25 X 22 .....C-13

Hex Socket Head .....C-10

Joint .....C-10

M08-1.25 X 16 .....C-3

M08-1.25 X 35 .....C-13

M10-1.25 X 32 .....C-3

M12-1.25 X 50 .....C-3

#### Bottle

Coolant Recovery .....B-17

#### Bowl

Polycarbonate .....B-40

### Bracket

Air Filter A/E ..... B-43

Airend Mount ..... B-19

Battery Hold Down ..... B-47

Engine Air Filter ..... B-43

Engine Front Mount CRBSD ..... B-13

Engine Front Mount STSD ..... B-13

Fuel Tank Hold Down ..... B-45

Gas Spring ..... B-53

Oil Filter ..... B-13

Separator Filer ..... B-25, B-31

Service Pipe ..... B-25, B-33

Speed Control ..... B-13

Wire Harness ..... B-13

### Brake Assembly

LH Electric ..... D-3

RH Electric ..... D-3

Brake Shoe Primary Kit ..... D-5

Brake Shoe Secondary Kit ..... D-5

### Bulkhead Fitting

3/4" X -12 JIC ..... D-7

### Bumper

LH ..... B-53

Rear ..... D-12

RH ..... B-53

### Bushing

Nitrile ..... B-45

Reducing 1.25" NPT X 1/2" NPT ..... D-14

### C

#### Cable

Negative Battery ..... B-47

Positive Battery ..... B-47

#### Canopy

One Piece ..... B-53

#### Cap

EZ Lube Rubber ..... D-3

Fitting -12 JIC ..... B-27, B-35

Fuel ..... B-45

Grease / Dust ..... B-9

Minimum Pressure Valve ..... D-11

Radiator ..... B-15

Rain ..... B-11

Sealing ..... C-5

Spring ..... B-21

Chain / Hook Assembly ..... B-5

#### Clamp

Cord ..... C-9

Hose ..... C-13

Nozzle ..... C-9

Pipe ..... C-2, C-9

Saddle ..... B-11, B-25, B-33, D-10

Support 1/4 " ..... B-51

Support 3/8" ..... B-51

T 3.12" ..... B-43

T-Bolt 3.62" Dia ..... B-43

Worm Gear ..... B-15, B-17, B-45

## WORD INDEX

Cleaner Assembly  
     Air .....B-43  
 Clip  
     Retaining .....B-41  
 Collar  
     Valve Seat .....C-5  
 Cone  
     Inner Bearing .....B-9, D-3  
     Outer Bearing .....B-9  
     Outter Bearing .....D-3  
 Connector  
     1.06"-12 X -12 JIC ..... B-15, B-27, B-35  
     1.63"-12 X -20 JIC ..... B-27, B-37  
     1-5/8"-12 X -20 JIC .....B-25  
     -24JIC X 1.88"-12 ..... B-23, B-33  
     Flitting 1.25" NPT X 1.25 Tube .....B-25  
     Flitting 1/8" NPT X 1/4" Tube ..... B-23, B-37  
 Connector  
     1/4" NPT X -8 JIC .....D-7  
 Controller  
     AirSource .....B-17  
 Cooler  
     Oil .....B-15  
 Cord  
     Glow Plug .....C-9  
 Coupling  
     Drive .....B-19  
     Element .....B-19  
     Pipe 1/4" NPT .....B-49  
 Cover .....C-3, C-5  
     Air Cleaner .....B-41  
     Breather .....C-2  
     Flexible .....B-3  
     Front Seal .....B-21  
     Oil Filter .....B-13  
     Thermostat .....C-13  
     Unloader .....B-21  
 Cover Assembly  
     Cylinder Head Valve .....C-2  
 Cup  
     Inner Bearing .....B-9, D-3  
     Outer Bearing .....B-9  
     Outter Bearing .....D-3  
 CV Assembly .....D-11  
 Cylinder  
     Air .....B-13, B-31

## D

Decal  
     12" Stacked IR ..... B-54  
     13" Tire Data ..... B-55  
     24" IR ..... B-54  
     4" Doosan ..... B-54  
     AirSource Wiring ..... B-55  
     c185 Model Number ..... B-54  
     c185 Operation ..... B-56  
     Caution NO Ether ..... B-56  
     Chassis Wiring ..... B-56  
     Engine & Compressor Oil ..... B-54  
     Fluid Drain ..... D-7  
     ISO Collapsing Jack Stand ..... B-55  
     ISO Combustable Gas ..... B-55  
     ISO Diesel ..... B-56  
     ISO High Pressure Air ..... B-56  
     ISO Hot Pressurized Fluid ..... B-55  
     ISO Improper Operation ..... B-56  
     ISO Rotating Fan .....B-55, B-56  
     ISO Towing ..... B-55  
     ISO Vertical 3-Part Warning ..... B-56  
     Noise Emmissions ..... B-55  
     Oil Fill ..... B-55  
     V.I.N. .... B-55  
     Warning Crush Area .....B-55, B-56

Dipstick ..... C-6

## Door

    Instrument Panel ..... B-53

## Drain

    Cock ..... B-15

Drawbar Assembly ..... B-5

## E

### Elbow

    1/4" NPT X 3/8" Tube ..... B-25, B-29, B-39  
     45° 1.06" SAE X -12 JIC ..... B-15  
     45° 1.25" NPT ..... B-25, B-31  
     45° Swivel Nut 7/16" -20 SAE ..... B-25, B-29  
     90° 1.06" SAE X -12 JIC ..... B-23, B-37  
     90° 1.62"-12 X -20 JIC ..... D-10  
     90° 1.88"-12 X -24JIC ..... B-27, B-29  
     90° 1-5/8"-12 X -20 JIC ..... B-25, B-37  
     90° Male 1/4" NPT X 1/4" Tube ..... B-25, B-35  
     90° Male 1/8" NPT X 3/8" Tube ..... B-23, B-29  
     90° O-Ring 7/16"-20 X -4 JIC ..... B-23, B-33  
     Bottom Sight Tube ..... B-27, B-39  
     Engine ..... B-43  
     M22-1.5 X -12 JIC ..... D-7  
     Male 1/4" NPT X 3/8" Tube ..... B-49  
     Street 1/2" NPT ..... B-27, B-29  
     Top Sight Tube ..... B-27, B-39

## WORD INDEX

Element	
4IRX3 N & T Oil Filter	B-13
Fuel 10 Micron	B-40
Oil Filter	B-23
OTBV	B-23
Primary	B-41
Safety	B-41
Separator Filter	B-25
Engine	B-13
Eye	
3" Pintle	B-5
<b>F</b>	
Fan	B-13, C-11
Fender	B-7
Filter	
Fuel / Water	B-45
Fuel 0.7mm Media	B-45
Fuel/Water	B-40
Filter Head	B-25, B-33
Flange	
Water Return	C-5
Flange Assembly	
Water	C-13
Flywheel Complete	C-3
Foam	B-27
Frame	B-3
One Piece Canopy	B-53
<b>G</b>	
Gasket	C-10
Cover	C-3
Exhaust Manifold	C-15
Fuel Cap	B-45
Fuel Return Eye Joint	C-9
Gear Case	C-5
Hour Meter	C-5
Injector Nozzle	C-9
Intake Manifold	C-14
Muffler	B-11
Oil Pan	C-6
Oil Plug	C-6
Return Flange	C-5
Thermostat	C-13
Thermostat Housing	C-13
Valve Cover	C-2
Water Pump	C-11
Gauge	
Discharge Pressure	B-49
Gear	
Ring	C-3
Gear Case Complete	C-5
Glow Plug	C-9
Grommet	
Clearance Light	B-51
Tail Light	B-51
Guard	
Door Edge	B-15, B-17
Fan	B-17
Light	B-3
Guide	
Dipstick	C-6
Guide Assembly	
Solenoid	C-7
<b>H</b>	
Handle	B-53
Harness	
2 Light	B-51
Orifice Heater	D-14
Heater	
12 V Regulator	D-14
Block	D-13, D-14
Hinge	
Butt	B-53
Spring	B-53
Holder Assembly	
Nozzle	C-9
Hose	
Flexible 3.0" A/E Filter	B-43
Fuel 0.31" ID	B-45
Fuel 1/4"	B-45
Radiator Bottom	B-15
Radiator Top	B-15
Hose Assembly	D-7
-12 JIC X 22"	B-23
-12 JIC X 54"	B-23
-24 JIC X 28"	B-23
-4 JIC X 27"	B-23
-4 JIC X 34"	B-23, B-25
Hourmeter	B-49
Housing	
Flywheel	C-3
Lower Thermostat	C-13
OTBV	B-23, B-37
Upper Thermostat	C-13
Hub	
Coupling	B-19
Hub and Drum with Studs	D-3
Hub w/ Cups	B-9
<b>I</b>	
Injection Assembly	
Pump	C-10
Insert	
1/4" Tube	B-27, B-39
Isolator	B-19
Isoltor	B-13
<b>J</b>	
Jack Assembly	D-9
Jack Assembly.	B-5

## WORD INDEX

Joint		Nut . . . . .	C-5, C-11, C-13, C-15, C-16, C-17
Eye . . . . .	C-10	Brake Mount Hex . . . . .	D-3
Pipe . . . . .	C-5	Flange . . . . .	C-7, C-9, C-10
<b>K</b>		Hex #10-32 . . . . .	B-53
Key		Hex 5/16"-18 . . . . .	B-11
Feather . . . . .	C-16	Hex Flange M06-1.0 . . . . .	B-15, B-17, B-47
M8 X 10 X 60 Double Radiused . . . . .	B-19	Hex Flange M08-1.25 . . . . .	B-40
Replacement Ignition . . . . .	B-49	Hex Flange M8-1.25 . . . . .	B-15, B-49
Kit		Hex Jam 5/16"-24 . . . . .	B-13
Primer Pump . . . . .	B-40	Hex Lock M06-1.0 . . . . .	B-47
<b>L</b>		Hex Locking M06-1.0 . . . . .	B-13
Laminate		Hex M16-2.0 . . . . .	B-5
Instrument Panel . . . . .	B-49	Hex Nyloc M08-1.25 . . . . .	B-53
Lamp		Nyloc M14-2.0 . . . . .	B-5
Amber Clearance . . . . .	B-51	Plastic #4-40 . . . . .	B-49
Combo TAIL . . . . .	B-51	Spindle . . . . .	B-9, D-3
Red Clearance . . . . .	B-51	Wheel . . . . .	D-3
Latch		Wheel Lug . . . . .	B-9
Canopy . . . . .	B-53	Nutsert	
Instrument Panel . . . . .	B-53	Hex M06-1.0 . . . . .	B-15, B-47
Lever		<b>O</b>	
Parking Brake . . . . .	D-5	Oil Pan . . . . .	C-6
Lever Kit		Orifice . . . . .	C-10
LH Actuating . . . . .	D-5	Muffler 0.093" . . . . .	B-25
RH Actuating . . . . .	D-5	Muffler 0.140" . . . . .	B-25, B-33
Light		O-Ring . . . . .	C-2, C-5, C-6, C-7, C-9
License . . . . .	B-51	0.35" ID X .007" . . . . .	B-23
<b>M</b>		0.644" ID x 0.087" . . . . .	B-25, B-35
Magnet Kit . . . . .	D-5	2.63" ID X 0.135" . . . . .	B-23
Manifold		4.50" ID X 0.125" . . . . .	B-21
Exhaust . . . . .	C-15	5.00" ID X 0.125" . . . . .	B-21
Manifold Assembly		Minimum Pressure Valve . . . . .	D-11
Intake . . . . .	C-14	O-Ring 2 - 32 . . . . .	B-25
Muffler . . . . .	B-11	O-Ring 3-12 . . . . .	B-27
<b>N</b>		O-Ring 3-20 . . . . .	B-25, B-27
Nipple		<b>P</b>	
0.25" NPT . . . . .	B-25, B-33, B-35	Panel	
Close 1.25" NPT X 1.63" . . . . .	B-25, B-33	Belly Pan Center . . . . .	B-3
Closed 3/4" NPT X 1.38" . . . . .	D-7	Belly Pan Front . . . . .	B-3
Filter Air-Oil . . . . .	B-25	Belly Pan Rear . . . . .	B-3
Long 1.25" NPT X 8" . . . . .	B-25, B-31, D-10	Instrument . . . . .	B-49
Nozzle		Toolbox . . . . .	B-3
0.395" Orifice Sonic . . . . .	B-25	Toolbox Rear . . . . .	B-3
		Toolbox RH . . . . .	B-3
		Parts Ordering . . . . .	A-1
		Pin	
		Cotter . . . . .	B-9, D-3
		Shoe hold Down . . . . .	D-5
		Straight . . . . .	C-5
		Pipe	
		Exhaust Tail . . . . .	B-11
		Injection . . . . .	C-9
		Water Return . . . . .	C-2, C-13, C-14
		Pipe Assembly	
		Over Flow . . . . .	C-9



## WORD INDEX

Piston .....	D-11
Unloader .....	B-21
Plate	
Front Canopy .....	B-53
Serial Number .....	B-49
Shield Alignment .....	B-11
Plate Assembly	
LH Backing .....	D-5
RH Backing .....	D-5
Plug .....	C-5, C-13
1-5/8" O-Ring .....	B-27, B-31
Adjusting Screw .....	D-5
Cap .....	B-41
Dipstick Hole .....	C-6
Drain .....	C-6
EZ Lube Rubber .....	D-3
Hex Countersink 1.25" NPT .....	B-25, B-33
Hex Countersink 3/4 "NPT .....	D-7
Oil Filler .....	C-2
Oil Filter .....	C-5
Pulley	
Fan .....	C-11
Fan Drive .....	C-16
Pump	
Electronic Fuel .....	B-45
<b>R</b>	
Radiator .....	B-15
Radiator Fill .....	B-55
Reducer	
Fuel Line 3/16" to 1/4" .....	B-45
Tube 3/4" to 1/2" .....	D-7
Relay	
70AMP 12VDC .....	B-43
Repair Kit	
Diaphragm .....	B-25
Rivet	
.19" Dia Aluminum .....	B-53
0.19" DIA SS .....	B-49
3/16" Dia Aluminum .....	B-53
Rod	
Threaded M06-1.0 .....	B-47
Running Gear .....	B-7, B-9

## S

Screw	
#4-40 X 3/8" SS .....	B-49
11/32" Hi-Lo .....	B-53
AIR Bleeder .....	C-10
Brake Mount .....	D-3
Drill 1/4"-14 X 3/4" .....	B-53
Hex #10-32 X 1.50" .....	B-53
Hex #10-32 X 1" .....	B-53
Hex 5/16"-18 X .62 .....	B-19
Hex Cap M08-1.25 X 16 .....	B-43
Hex Fange Head M16 X 30 .....	D-3, D-7
Hex Flange .1/2"-13 X 1.0" .....	B-13
Hex Flange Hd M12-1.75 X 25 .....	B-7
Hex Flange Head M12-1.75 X 30 .....	B-3
Hex Flange Head M14-2.0 X 90 .....	B-5
Hex Flange M08-1.25 X 20 .....	B-53
Hex Flange M12-1.75 X 16 .....	B-13
Hex Flange M12-1.75 X 25 .....	D-12
Hex Flange M12-1.75 X 30 .....	B-13
Hex Flange M12-1.75 X 70 .....	B-13
Hex Flange M12-1.75 X 90 .....	B-5
Hex Flange M6-1.0 X 50 .....	B-15, B-17
Hex Flange M8-1.25 X 25 .....	B-13, B-15
Hex M06-1.0 X 20 .....	B-13
Hex M06-1.0 X 25 .....	B-13
Hex M08-1.25 X 100 .....	B-40
Hex M08-1.25 X 20 .....	B-11, B-13
Hex M08-1.25 X 25 .....	B-49
Hex M10-1.5 X 20 .....	B-25
Hex M12-1.75 X 25 .....	B-47
Hex M16-2.0 X 120 .....	B-5
Hex M16-2.0 X 75 .....	B-19
Pan Head M06-1.0 X 16 .....	B-49
Set M08-1.25 X 12 .....	B-19
Socket Head M10-1.50 X 30 .....	B-19, B-23
Socket Head M10-1.50 X 35 .....	B-21
Tapping M06-1.0 X 12 .....	B-15, B-17, B-43, B-45, B-53
Tapping M06-1.0 X 12 Tan .....	B-3, B-53
Tapping M06-1.0 X 20 .....	B-7
Tapping M08-1.25 X 20 .....	B-3, B-11, B-19, B-25, B-27, B-33, B-45, B-53, D-9
Tapping M08-1.25 X 20 Black .....	B-51
Tapping M08-1.25 X20 .....	B-5, B-15, B-17, B-43
with Washer .....	C-2
with Washer M05-0.8 X 20 .....	C-9
Screw Assembly	
Adjusting .....	D-5
Seal	
EZ Lube Grease .....	D-3
Grease .....	B-9
Lip M48.12 .....	B-21
U Type .....	B-21, B-23
Seat	
Valve .....	C-5
Shield	
Breather .....	C-2

## WORD INDEX

Shim  
 Injection Pump .....C-10  
 Shroud  
 Fan .....B-17  
 Solenoid Assembly .....C-7  
 Spacer  
 Fan .....C-11  
 Spring .....C-5  
 Adjuster .....D-5  
 Coil .....B-21  
 CV Assembly .....D-11  
 Gas One Piece Canopy .....B-53  
 Minimum Pressure Valve .....D-11  
 Piston .....D-11  
 Retractor .....D-5  
 Shoe hold Down .....D-5  
 Unloader .....B-21  
 Standpipe Assembly .....B-45  
 Starter Assembly .....C-17  
 Stay  
 Dynamo .....C-16  
 Stem  
 Piston .....B-21  
 Valve .....B-10  
 Strap  
 Ground .....B-47  
 Stud . . .C-5, C-7, C-10, C-11, C-13, C-15, C-17, D-3  
 Ball Plate .....B-53  
 Wheel .....B-9  
 Sump  
 Oil .....C-6  
 Support  
 LRG .....D-7  
 Radiator .....B-15  
 Switch  
 Key .....B-49  
 Pressure .....B-13  
 Temperature .....B-23, B-37  
 Temperature 248° F .....B-25, B-35  
 Toggle .....D-14  
 Water Temperature .....B-13

**T**  
 Tank  
 Fuel .....B-45  
 Separator .....B-27, B-35  
 Tee  
 1.25" NPT .....B-25, B-33, D-14  
 1/4" NPT X 3/8" Tube .....B-49  
 1-1/16" SAE X -12 JIC X -12 JIC . . .B-27, B-35  
 Male Branch 1/8" NPT X 3/8  
 " Tube .....B-31  
 Street 1/4" NPT .....B-25, B-29  
 Thermostat .....C-13  
 Tire  
 ST175/80D13 .....B-10  
 Toolbox  
 External .....D-9

Tube  
 Breather ..... C-2  
 Discharge .....B-25, B-37, D-10  
 Exhaust ..... B-11  
 Jack Mounting .....B-5, D-9  
 Separator Tank to Filter .....B-27, B-37  
 Sight Gage .....B-27, B-39  
 Tubing  
 3/8" Synflex .....B-25, B-29  
 5/16" ..... B-17  
 Tywrap  
 SS ..... B-11

### V

V Belt ..... C-16  
 Valve  
 .062" Orifice Check .....B-25, B-29  
 2 Way Start / Run ..... B-49  
 Ball 1/4" NPT .....B-25, B-35  
 Blowdown .....B-25, B-35  
 Breather ..... C-2  
 Check 0.078" Orifice .....B-23, B-29  
 Dust Ejector ..... B-41  
 Minimum Pressure Check ..... D-10  
 Pressure Regulator 200 PSI .....B-25, B-37  
 Safety ..... D-14  
 Safety 200 PSI .....B-27, B-29  
 T-Handle Ball 3/4" NPT ..... D-7  
 Unloader ..... B-21  
 Wye .....B-25, B-31, D-10  
 Valve Assembly  
 Minimum Pressure ..... D-11

### W

Washer  
 1/4" Flat .....B-13, B-47  
 Flat .....B-17, B-40, B-43  
 Flat #10 ..... B-53  
 Flat 1/2" ..... B-47  
 Flat 7/16" X 1.0" ..... B-5  
 Snubber 2.25" X 5/8" ..... B-19  
 Snubber 3.0" X 5/8" ..... B-19  
 Snubbing ..... B-13  
 Spindle .....B-9, D-3  
 Spring Lock . . .C-3, C-5, C-11, C-13, C-16, C-17  
 Wheel  
 13 X 4.50 ..... B-10  
 Wrap  
 Heat Shield ..... B-11



Doosan Infracore Portable Power  
1293 Glenway Drive  
Statesville, N.C. 28625-9218  
[www.doosanportablepower.com](http://www.doosanportablepower.com)



**Doosan Infracore**  
Portable Power