



DRILLMASTER

**Hunan Drillmaster Engineering
Technology Co., Ltd**

Pile breaker Repair and Maintenance

I. Key Points need do Daily Maintenance



- 1. Guide Flange bolts (check everyday after work!!)**
Check if loose or displaced. If yes, tight it.



I. Key points need do Daily Maintenance

2. Gap between guide flanges and drill rods (need clean every day after work!!)

Clean the gap between Flange and drill rods with air pump pipe.
As below picture.



Dust will come out from these two holes.

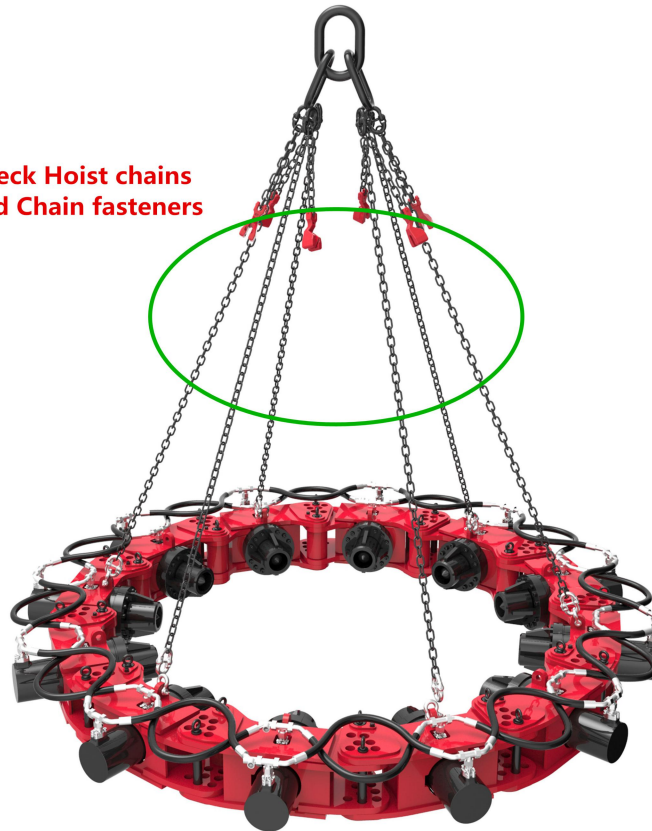
II. Routine Maintenance

When the pile breaker works continuously for 1 month or cuts 1000 piles, it shall be stopped to check whether each part is in good condition.

1. Check Hoist chains and Chain fasteners

If there is any damage or cracks, please replace immediately.


Check Hoist chains
and Chain fasteners



II. Routine Maintenance

2. Check Drill rod and Hydraulic parts

If there is any damage or cracks, please replace immediately.



II. Routine Maintenance

- 3. Hydraulic parts (oil cylinder, oil hose and joints.)**
If there is any damage, please replace immediately.



II. Routine Maintenance

- 3. Hydraulic parts (oil cylinder, oil hose and joints.)**
If there is any damage, please replace immediately.





THANK YOU !

STRIVE TO BE THE BEST !

**Hunan Drillmaster Engineering
Technology Co., Ltd**