


DYNAPAC
CC322
SPARE PARTS
CATALOGUE
SCC322-1EN5



DYNAPAC

Box 504, SE-371 23 Karlskrona, Sweden
Phone: +46 455 30 60 00, Fax: +46 455 30 60 10
www.dynapac.com

Vibratory Tandem Roller CC322

Spare Parts Catalogue SCC322-1EN5

Valid from roller serial number:


62110322* - *62110599

Diesel engines:

DEUTZ BF4L 1011F

Published catalogue issues valid for these rollers:

<i>Catalogue</i>	<i>Issue date</i>	<i>Valid for serial numbers</i>
<i>SCC322-1EN1</i>	<i>1999-09</i>	<i>Replaced by SCC322-1EN2</i>
<i>SCC322-1EN2</i>	<i>2001-03</i>	<i>Replaced by SCC322-1EN3</i>
<i>SCC322-1EN3</i>	<i>2002-01</i>	<i>Replaced by SCC322-1EN4</i>
<i>SCC322-1EN4</i>	<i>2003-10</i>	<i>Replaced by SCC322-1EN5</i>
<i>SCC322-1EN5</i>	<i>2004-12</i>	<i>See above</i>



RESERVDLSBESTÄLLNING

Följande uppgifter ska lämnas vid beställning av reservdelar för att undvika leveransfel:

1. Maskintyp.
2. Vältensserienummer.
3. Antal av önskad reservdel.
4. Reserdelens artikelnummer.
5. Reservdelens benämning.
6. Måttuppgifter vid beställning av metervara.

ERSATZTEILBESTELLUNG

Zur Vermeidung von Fehllieferungen sind bei der Bestellung von Ersatzteilen folgende Angaben zu machen:

1. Maschinentyp.
2. Herstellungsnummer.
3. Bestellmenge. (Quantity)
4. Ersatzteilnummer. (Part N°)
5. Ersatzteilbenennung. (Denomination)
6. Massangaben bei Bestellung von Meterware.

PEDIDO DE RECAMBIOS

Para evitar errores en las entregas, deberán indicarse los siguientes datos al hacer un pedido de recambios:

1. Tipo de máquina.
2. Número de serie.
3. Cantidad de piezas deseadas. (Quantity)
4. Número de artículo de la pieza de recambio. (Part N°)
5. Denominación de la pieza. (Denomination)
6. Indíquese la medida al solicitar un artículo que se expide por metros.

ORDERING SPARE PARTS

To avoid errors in delivery, please give the following information when ordering spare parts:

1. Type of machine.
2. Roller serial number.
3. Quantity required.
4. Part number.
5. Parts denomination.
6. Dimensions when ordering per length.

ORDINI DI RICAMBI

Per evitare errori nelle consegne di ricambi, Vi preghiamo di comunicarci le seguenti informazioni al momento dell'ordinazione:

1. Tipo di macchina.
2. Numero di serie della macchina.
3. Quantità dei pezzi desiderati. (Quantity)
4. Numero di codice del pezzo. (Part N°)
5. Descrizione del pezzo di ricambio. (Denomination)
6. Misura, in caso di ordine per metro.

COMMANDE DE PIÈCES DE RECHANGE

Les indications suivantes doivent être fournies lors de la commande de pièces de rechange, afin d'éviter toute erreur de livraison:

1. Type de machine.
2. Numéro de série.
3. Quantité désirée de pièce de rechange. (Quantity)
4. Numéro de la pièce de rechange. (Part N°)
5. Dénomination de la pièce de rechange. (Denomination)
6. Longueur en cas de commande au mètre.

YOUR AGENT/DEALER:

PÄRMETIKETT

För att undvika fel vid reservdelsbeställning finns här nedan två etiketter som passar i fickorna på pärmarnas ryggar. På dessa kan man se från vilket vältnummer av aktuell maskin reservdelskatalogen gäller. Gör så här:

1. Tag denna sida ur pärmen.
2. Klipp ut etiketten till **VÄNSTER** (1) och sätt in den i fickan på **DENNA** pärmens rygg.
3. Finns det en etikett till **HÖGER** (2), kan denna användas på pärmen för **FÖREGÅENDE** utgåva av denna katalog.
4. Kasta detta papper.

KATALOG-BESCHRIFTUNG

Zur Vermeidung von Fehlern bei der Ersatzteilbestellung benutzen Sie bitte die unteren Beschriftungen, um die Kataloge auf der Rückseite zu kennzeichnen. Auf der Beschriftung ist angegeben, für welche Maschinennummern der jeweilige Katalog gültig ist. Ablauf:

1. Nehmen Sie dieses Blatt aus dem Katalog.
2. Schneiden Sie die **LINKE** Beschriftung (1) aus. Schieben Sie die Beschriftung in die tasche auf **DEM** Katalogrücke.
3. Sollte die Beschriftung unten **RECHTS** (2) mitgeliefert werden, kennzeichnen Sie damit bitte die **ÄLTERE** Ausführung dieses Kataloges.
4. Den Rest dieses Blattes bitte vernichten.

ETIQUETA PARA LA CARPETA

Para evitar errores al pedir repuestos utilicen las etiquetas abajo descritas para identificar los catálogos en la parte trasera de la carpeta. En la etiqueta se ven los números de referencia de la serie para la cual es válido el catálogo. Instrucciones:

1. Quitar esta página de la carpeta.
2. Corta la etiqueta **IZQUIERDA** (1) y ponerla en **ESTA** carpeta en la parte trasera.
3. Si hay una etiqueta en la parte **DERECHA** (2) se puede utilizar en la carpeta para el catálogo que **PRECEDE** a esta.
4. Tirar esta hoja.

BINDER LABEL

To avoid errors when ordering spare parts use the labels below to identify the catalogues on the back of the binder. The label contain the serial number range for which the catalogue is valid. Do like this:

1. Remove this page from the binder.
2. Cut out the **LEFT** label (1) and put it on **THIS** binders back.
3. If there is a label to the **RIGHT** (2), it can be used on the binder for **PRECEDING** issue of this catalogue.
4. Throw away this paper.

ETICHETTAPOSTASULRACCOGLITORE

Per evitare errori quando ordinate pezzi di ricambio, usate le etichette in calce che servono ad identificare i cataloghi sul retro del raccoglitore. L'etichetta indica il numero di matricola delle macchine prese in considerazione nel catalogo.

1. Rimuovete questa pagina dal raccoglitore.
2. Ritagliate l'etichetta posta a **SINISTRA** (1) e ponetela sul retro **DEL** raccoglitore.
3. Se trovate anche un'etichetta sulla **DESTRA** (2), ritagliatela e ponetela sul raccoglitore relativo alla **PRECEDENTE** edizione del catalogo.
4. Distruggete questo foglio.

ETIQUETAGE DU CATALOGUE

Afin d'éviter des erreurs lors de commandes de pièces de rechange, nous vous conseillons d'apposer les marquages ci-dessous à l'arrière du classeur, pour identifier les catalogues. Ce marquage indique les numéros de série pour lesquels le catalogue est adapté. Il convient de procéder de la façon suivante:

1. Retirez cette page du classeur.
2. Découpez l'étiquette de **GAUCHE** (1), et apposez-la à l'arrière de **CE** catalogue.
3. Si il y a une étiquette à **DROITE** (2), vous pourrez l'apposer sur le classeur de l'édition **PRECEDENTE** du catalogue.
4. Détruire cette feuille.

1.



	CC322 SN 62110322 - 62110599	2
	Service kits	4
938548	Service kit 50h	6
938549	Service kit 500h	8
938550	Service kit 1000h	10
	Repair kits	12
938901	Eccentric shaft kit	14
938891	Drum rotation kit	16
938917	Scraper kit CC322/422/432	18
938880	Shock absorber kit, drum	20
938558	Steering hitch kit	22
	Frame	24
	Frames	26
	Covers, ladders	28
	Scrapers Standard	30
	Scrapers, spring loaded Foldable	32
	Articulated link	34
	Structure "3" Up to 62110336	36
	Structure From 62110337	40
	Noise suppression Left hood	44
	Sprinkler system Tanks	46
	Sprinkler system Front Up to 62110377	50
	Sprinkler system, front From 62110378	54
	Sprinkler system Rear Up to 62110377	58
	Sprinkler system, rear From 62110378	62
903987	Sprinkling pump	66
	Drum	68
	Drum	70
	Engine	74
	Diesel engine Deutz BF4L 1011F	76
	Intake system	78
	Fuel system	80
	Exhaust system	82
	Hydraulic system	84
	Propulsion system Pump Up to 62110332	86
	Propulsion system Pump From 62110333 Up to 62110343	88
	Propulsion system Pump From 62110344	92
	Propulsion system Motors Up to 62110336	96
	Propulsion system Motors From 62110337	98
371089	Hydraulic pump Propulsion and vibration Up to 62110326	100
	Hydraulic pump Propulsion pump	102
	Valve block Middle part	106
	Hydraulic pump Vibration pump	108
376374	Hydraulic pump Propulsion and vibration From 62110327	112
	Hydraulic pump Propulsion pump	114
	Valve block Middle part	118
	Hydraulic pump Vibration pump	120
	Hydraulic motors Propulsion	122
358999	Hydraulic motor Propulsion Up to 62110340	124

359000	Hydraulic motor Propulsion Up to 62110340	126
	Shut-off valve For towing, option	128
	Vibration system Pump Up to 62110326	130
	Vibration system Pump From 62110327 Up to 62110336	132
	Vibration system Pump From 62110337	134
	Vibration system Motors	136
359140	Valve Vibration	138
374494	Oil cooler cpl	140
	Steering system	142
374027	Hydraulic pump Steering	146
359139	Pilot valve	148
375031	Hydraulic cylinder	150
	Offset drum Option Up to 62110343	152
	Offset drum Option From 62110344	154
	Valve Offset drum Up to 62110343	156
380780	Control valve, cpl Offset drum From 62110344	158
373403	Cylinder Offset drum	160
	Brake system	162

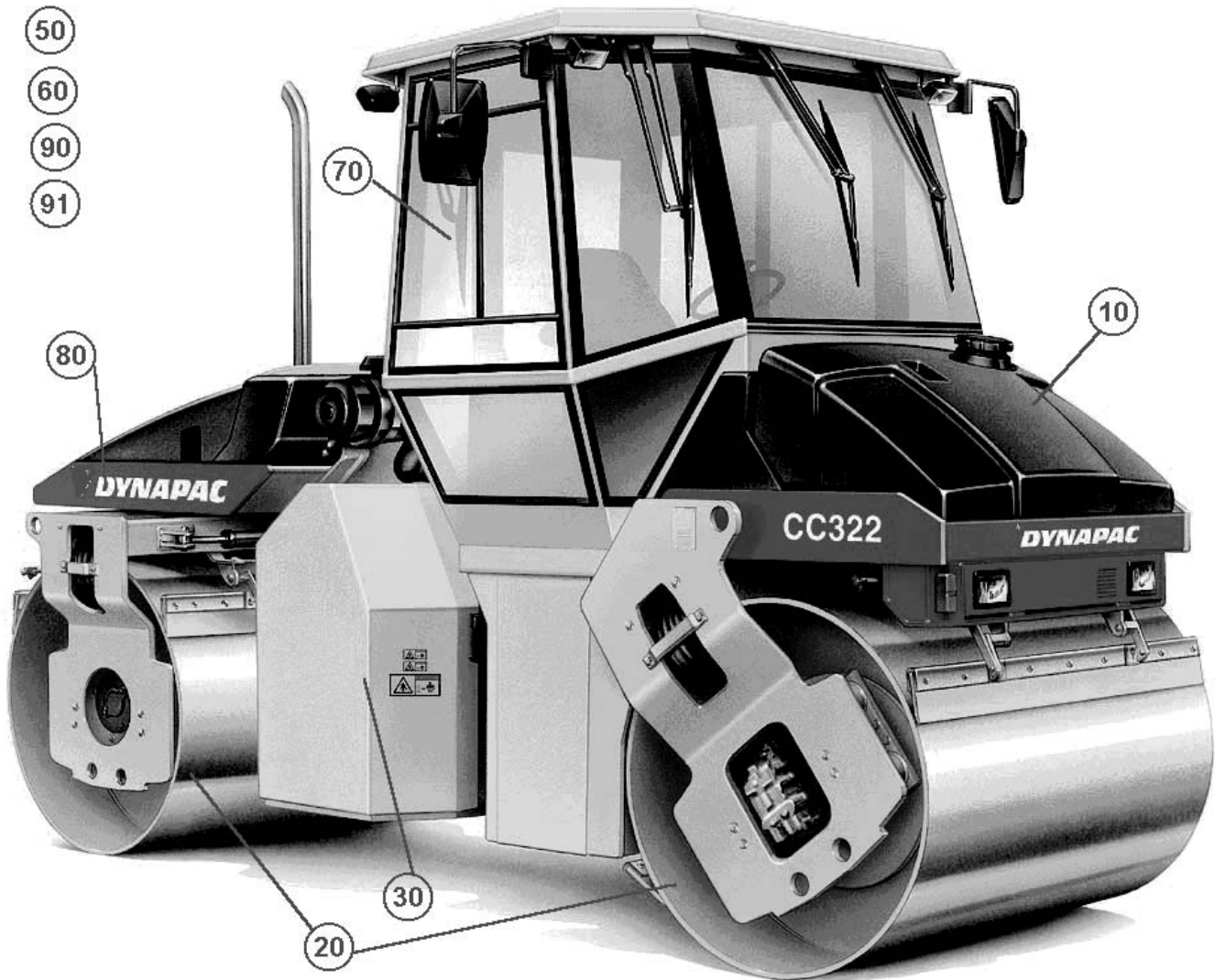
Electrical equipment **164**

	Electrical equipment	166
	Electrical equipment Additional for cab	170
	Electrical battery switch	172
	Instrument box	174
	Instrument panel Main	176
	Instrument panel Upper left	178
	Instrument panel Upper right	180
	Instrument panel Lower left	182
	Instrument panel Lower right	184
	Instrument panel Relay, fuses	186
	Emergency stop panel	188
	Driving lights Direction & licenseplate light Up to 62110331	190
	Driving lights Direction & licenseplate light From 62110332	192
	Working light Rops	194
	Protection cover, Head light Option	196
	Working lights, cab	198
	Rotating beacon	200
	Tachograph Up to 62110390	202
	Tachograph From 62110391	204

Drivers platform **206**

	Drivers platform	208
	Drivers platform For cab	210
	Drivers seat Turn-over	212
	Drivers seat Turn-over in cab Up to 62110390	214
	Drivers seat Turn-over in cab From 62110391	216
359918	Steering column	218
	Cross sliding Controls	220
	Cross sliding Carrier	222
	Forward and reverse control	224
	Speed limiter Option	226
	Engine controls	228
	Rear mirror	230
	Rops and fops With seat belt	232
	Canopy	234
	Cab, asymmetric Up to 62110390	236
	Cab Interior	238
	Cab Inside panels	242

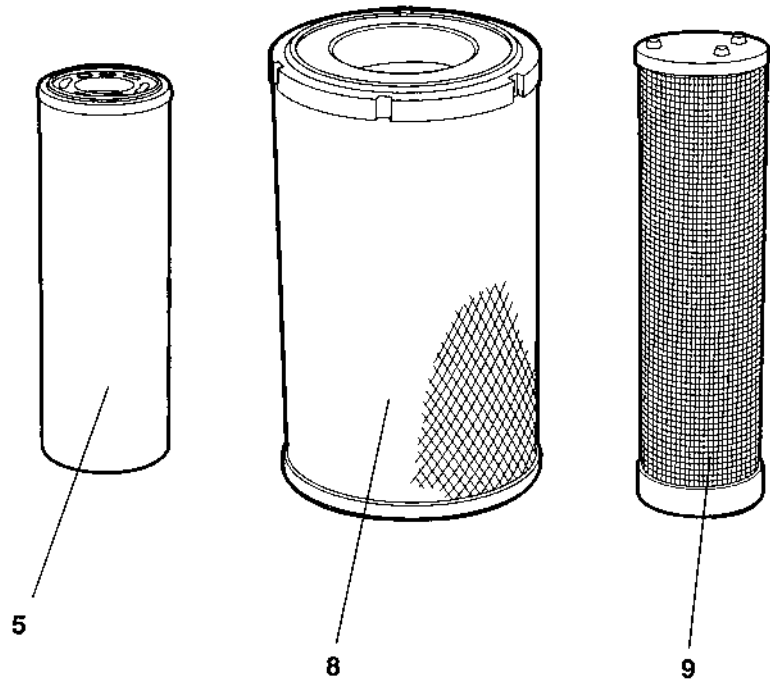
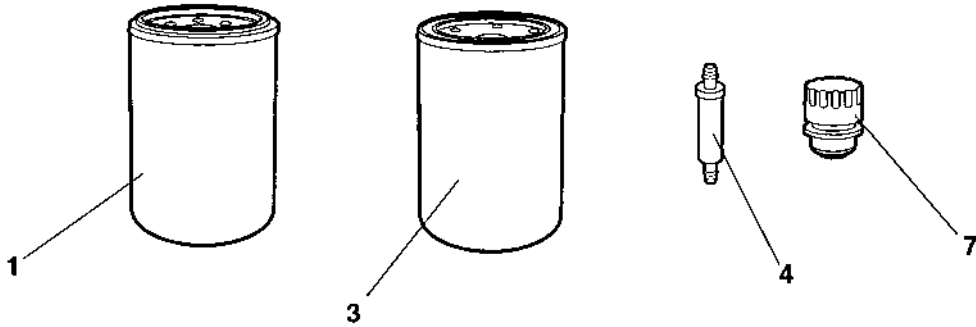
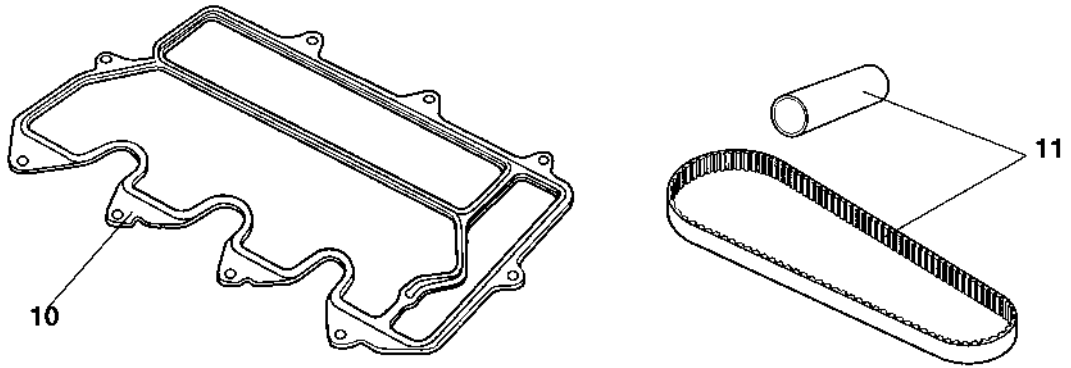
	Cab Screens	244
	Cab Wiper, front and rear	246
	Cab Wipers, right side	248
	Cab Door, left side	250
	Cab Heater and fan system	252
	Cab Roof mounted,electric switches Up to 62110343	254
	Cab Roof mounted,electric switches From 62110344	256
	Cab, asymmetric From 62110391	258
	Cab, interior	260
	Cab, screens	262
	Cab, inside panels	264
	Cab, wipers, right side	266
	Cab, wipers, front and rear	268
	Cab, door, left side	270
	Cab, heater and, fan system	272
385769	Heater unit	274
	Cab, roof mounted, electrical switches	276
	Cab, symmetric	278
	Cab Interior	280
	Cab Screens	282
	Cab Inside panels	284
	Cab, wipers, front and rear	268
	Cab, door, left side	270
	Cab, heater and, fan system	272
385769	Heater unit	274
	Cab, roof mounted, electrical switches	276
	Cab, sun curtain, first aid kit, int mirror	296
	Cab, water tank wipers	298
	Exterior rear mirrors	300
	Radio and cassette player	302
	Plates and decals	304
	Plates and decals	306
	Standard equipment	310
	Standard equipment	312
	Optional equipment	314
	Eyelet	316
	Edge cutter cpl	318
	Edge cutter	320
	Edge cutter Hydraulics without offset	322
	Edge cutter Hydraulics with offset Up to 62110343	324
	Edge cutter Hydraulics with offset From 62110344	326
	Edge cutter Sprinkler system	328
	Air conditioner assembly Up to 62110390	330
370889	Air conditioner unit	332
	Air conditioner assembly From 62110391	336
	Condensor assembly	338
385766	Heater/AC unit	340
	Roof hatch	342
	Asphalt temperature meter	344



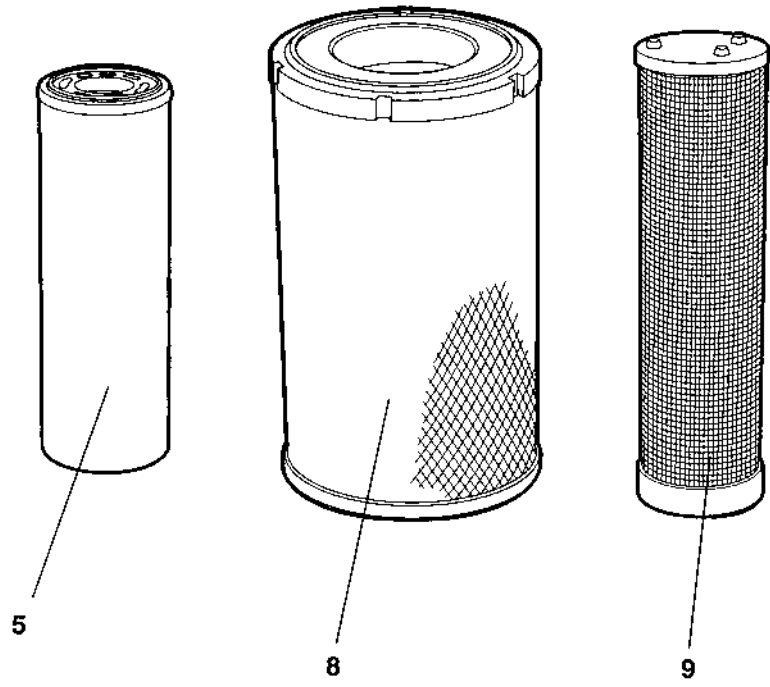
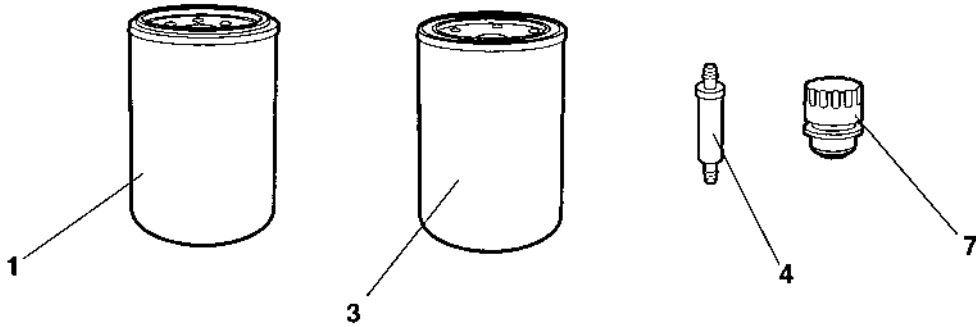
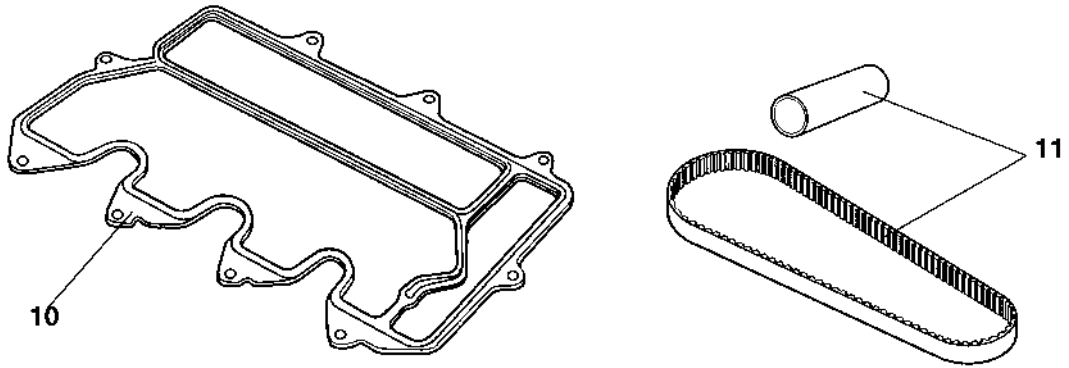
Ref. No.	Part No.	Rem.	Qty	Description	Code
				Service kits (Page 4)	
				Repair kits (Page 12)	
10				Frame (Page 24)	
20				Drum (Page 68)	
30				Engine (Page 74)	
50				Hydraulic system (Page 84)	
60				Electrical equipment (Page 164)	
70				Drivers platform (Page 206)	
80				Plates and decals (Page 304)	
90				Standard equipment (Page 310)	
91				Optional equipment (Page 314)	

Service kits

Ref. No.	Part No.	Rem. Qty	Description	Code
1	938548		Service kit 50h (Page 6)	
2	938549		Service kit 500h (Page 8)	
3	938550		Service kit 1000h (Page 10)	

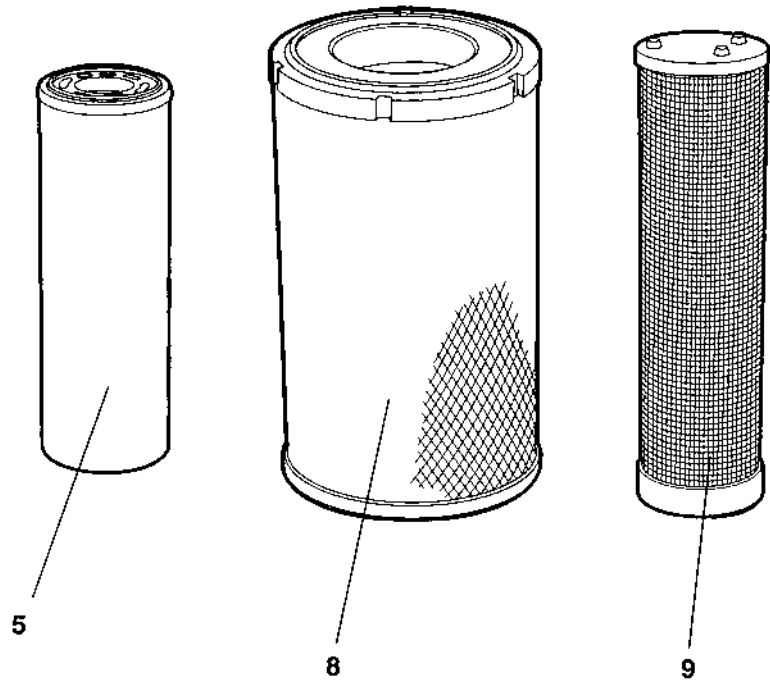
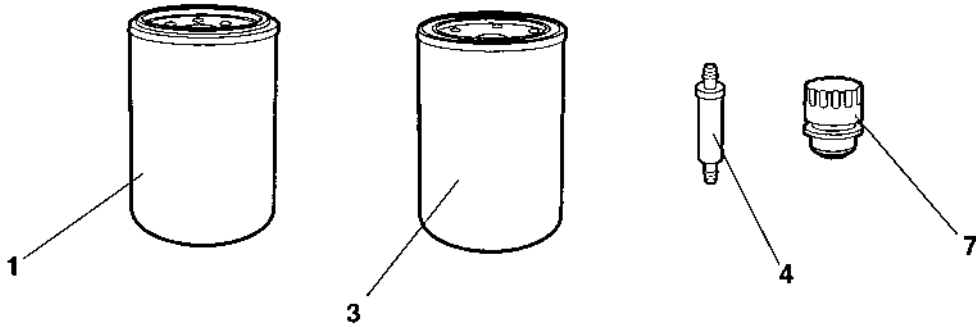
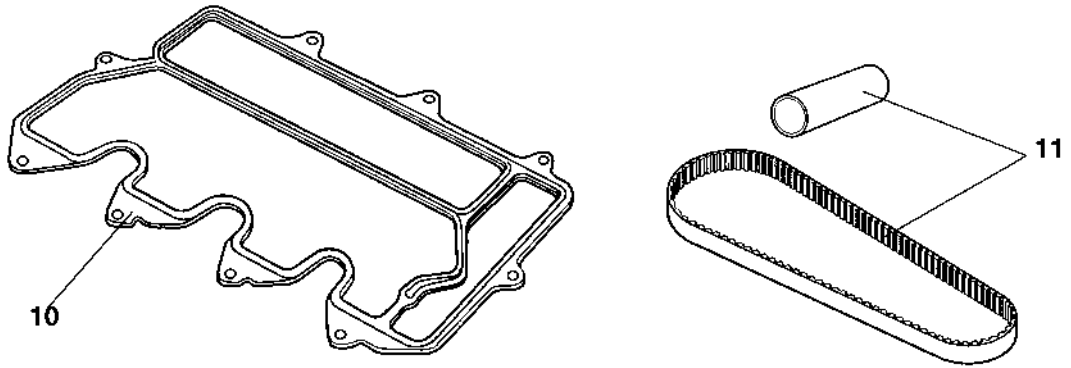


Ref. No.	Part No.	Rem.	Qty	Description	Code
1	939516		1	Oil filter	A
3	903938		1	Fuel filter	A
4	929322		1	Fuel strainer	A
5	372229		1	Filter element Hydraulic	A



938549 Service kit 500h

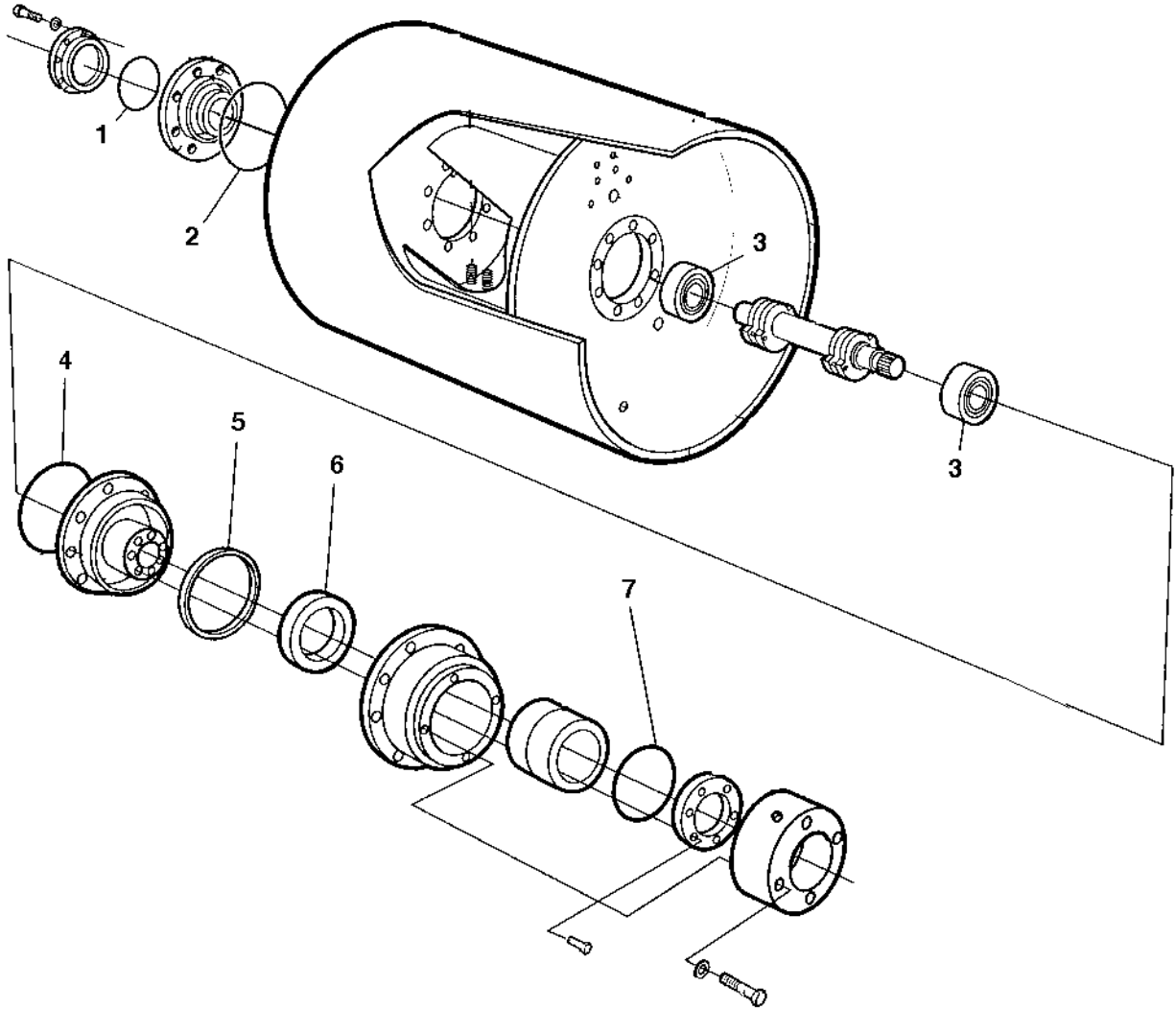
Ref. No.	Part No.	Rem.	Qty	Description	Code
1	939516		1	Oil filter	A



Ref. No.	Part No.	Rem.	Qty	Description	Code
1	939516		1	Oil filter	A
3	903938		1	Fuel filter	A
4	929322		1	Fuel strainer	A
5	372229		1	Filter element Hydraulic	A
7	357138		1	Ventilating filter	B
8	908400		1	Main filter	A
9	908401		1	Safety filter	A
10	938583		1	Valve cover gasket	A
11	935339		1	Toothed belt kit	B

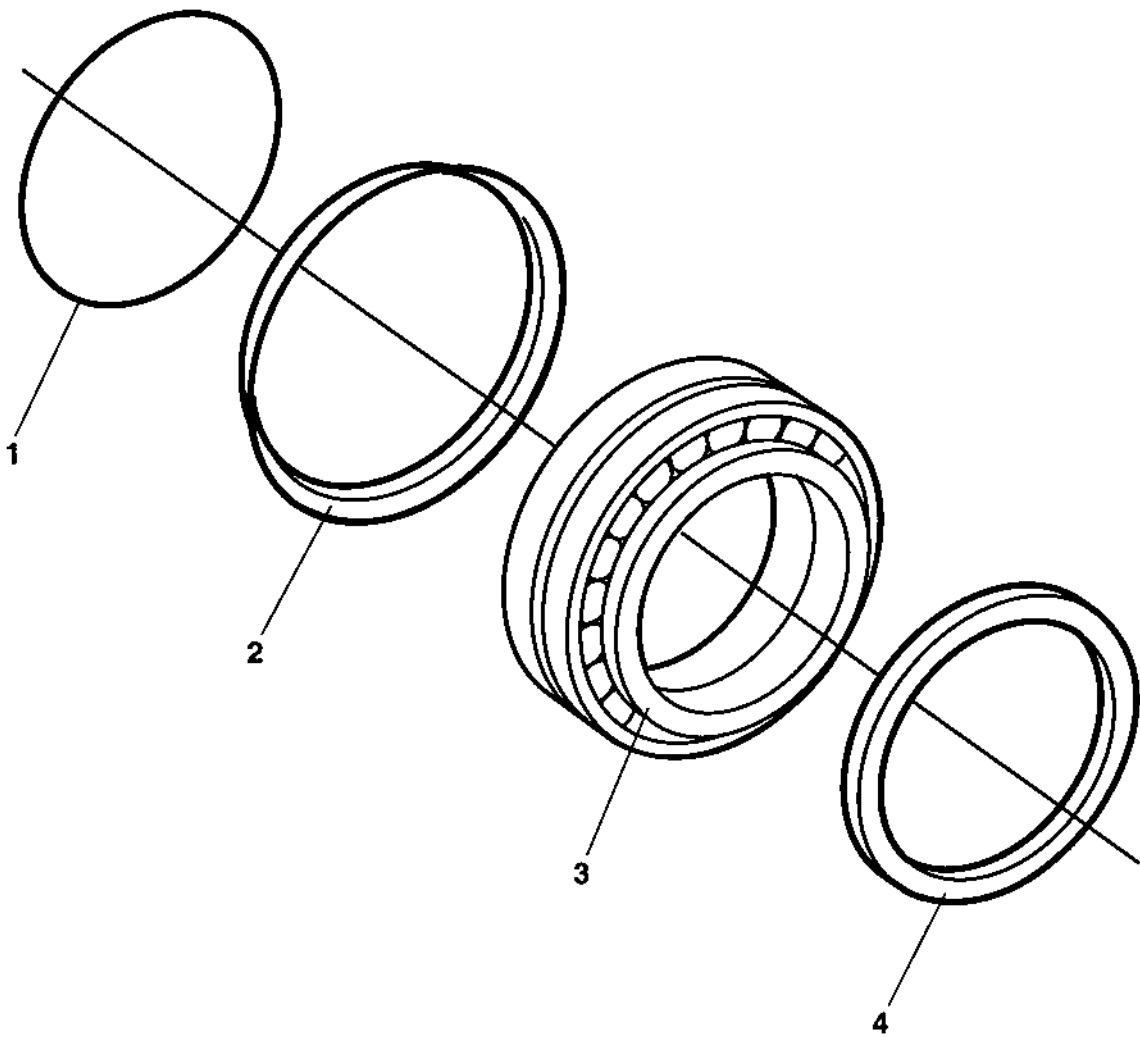
Repair kits

Ref. No.	Part No.	Rem.	Qty	Description	Code
1	938901		2	Eccentric shaft kit (Page 14)	
2	938891		2	Drum rotation kit (Page 16)	
3	938917			Scraper kit CC322/422/432 (Page 18)	
4	938880		2	Shock absorber kit, drum (Page 20)	
5	938558			Steering hitch kit (Page 22)	



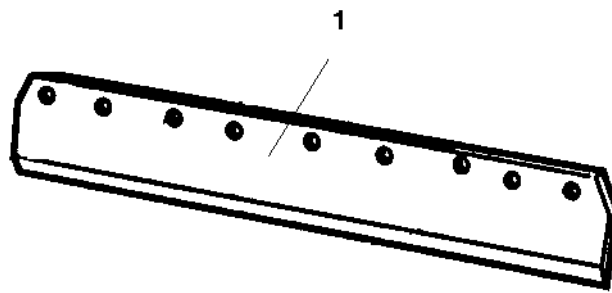
938901 Eccentric shaft kit

Ref. No.	Part No.	Rem.	Qty	Description	Code
1	160105		1	O-ring	D
2	160344		1	O-ring	D
3	114089		2	Spherical roller bearing	D
4	160344		1	O-ring	D
5	929447		1	V-ring	D
6	167023		1	Seal ring	D
7	160105		1	O-ring	D



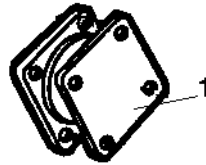
938891 Drum rotation kit

Ref. No.	Part No.	Rem.	Qty	Description	Code
1	160105		1	O-ring	D
2	929447		1	V-ring	D
3	116041		1	Taper roller bearing	D
4	167023		1	Seal ring	D



938917 Scraper kit CC322/422/432

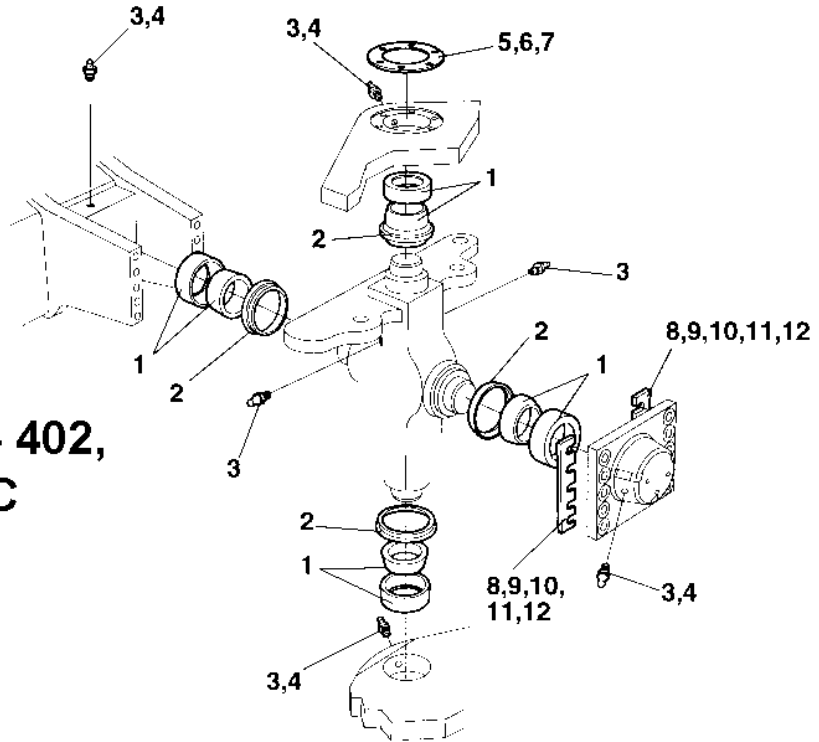
Ref. No.	Part No.	Rem.	Qty	Description	Code
1	374362		4	Scraper	B



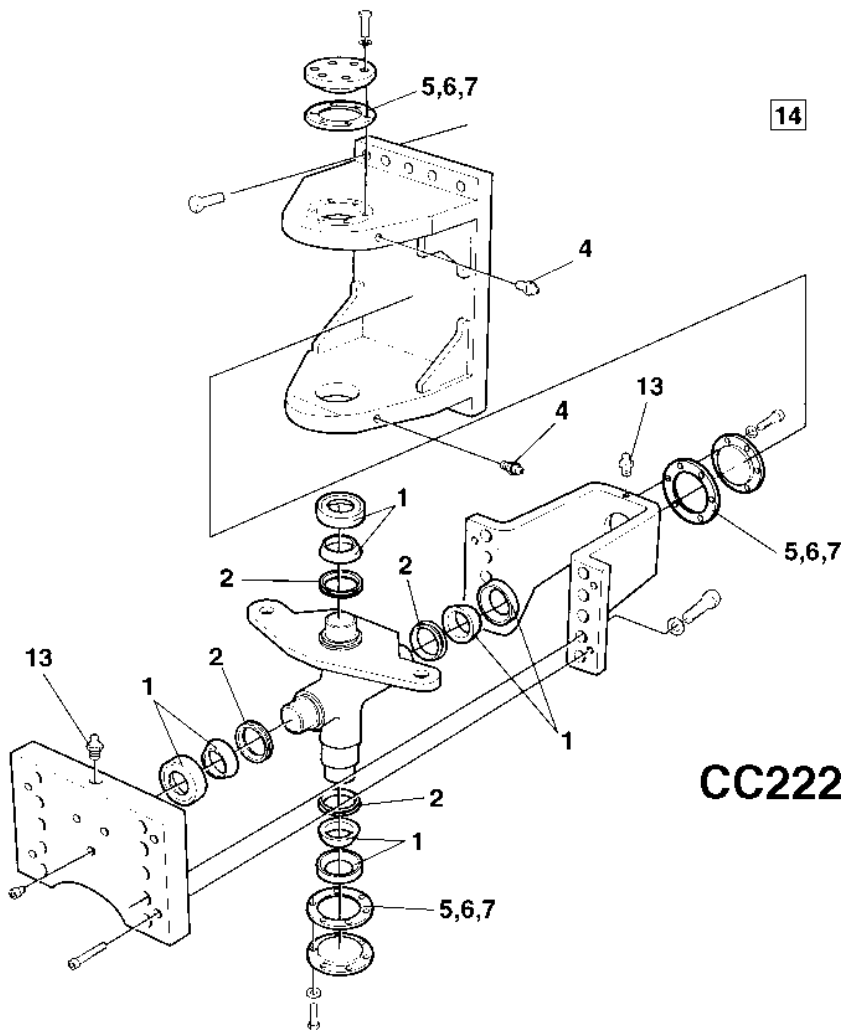
938880 Shock absorber kit, drum

Ref. No.	Part No.	Rem.	Qty	Description	Code
1	450122		10	Shock absorber	B

**CA150 - 402,
CC501/C**



14



CC222-622/C

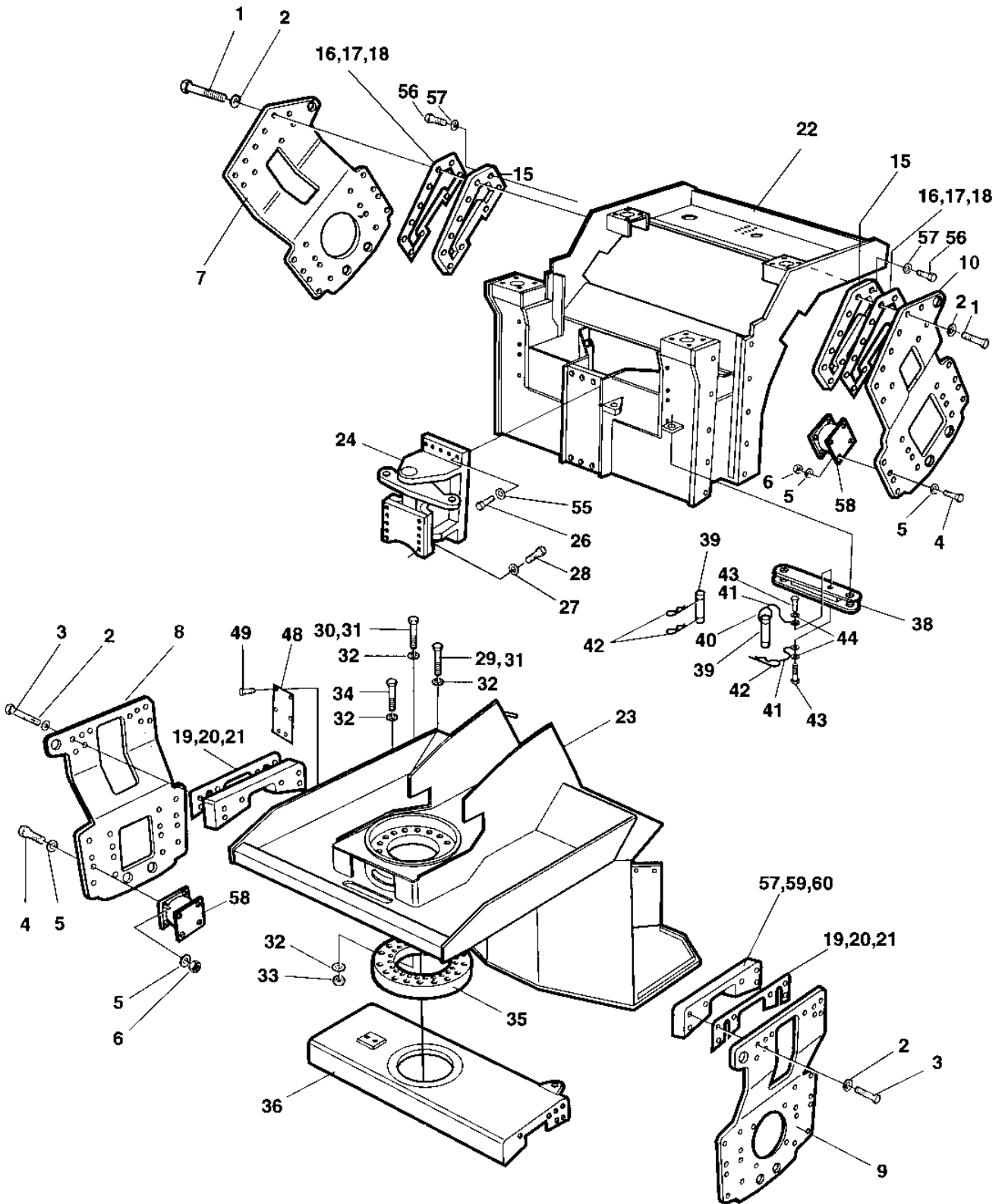
938558 Steering hitch kit

Ref. No.	Part No.	Rem.	Qty	Description	Code
1	100040		4	Axial ball bearing	D
2	167032		4	Lip-type oil seal	D
3	310008	2	3	Grease nipple	D
4	926214		2	Grease fitting	D
5	337045		3	Shim T=1,0 mm	D
6	345874		3	Shim T=0,35 mm	D
7	345875		3	Shim T=0,10 mm	D
8	345871	1	2	Shim T=1,0 mm	D
9	345872	1	2	Shim T=0,35 mm	D
10	345873	1	2	Shim T=0,10 mm	D
11	380993	1	2	Shim T = 2,0 mm	D
12	384498	1	2	Shim T = 0,15 mm	D
13	929863	3	1	Grease nipple	D
14	904663		1	Lube grease " DYNAPAC special approved "	
15			1	Instructions	

- 1) Valid for CA152-402 and CC501/C
- 2) Valid for CC501/C
- 3) Valid for CC222/232/322/422/432/522/622/C

Frame

Ref. No.	Part No.	Rem.	Qty	Description	Code
10				Frames (Page 26)	
15				Covers, ladders (Page 28)	
20				Scrapers Standard (Page 30)	
30				Scrapers, spring loaded Foldable (Page 32)	
40				Articulated link (Page 34)	
56				Structure "3" Up to 62110336 (Page 36)	
				Structure From 62110337 (Page 40)	
58				Noise suppression Left hood (Page 44)	
60				Sprinkler system Tanks (Page 46)	
70				Sprinkler system Front Up to 62110377 (Page 50)	
				Sprinkler system, front From 62110378 (Page 54)	
80				Sprinkler system Rear Up to 62110377 (Page 58)	
				Sprinkler system, rear From 62110378 (Page 62)	
90	903987			Sprinkling pump (Page 66)	C



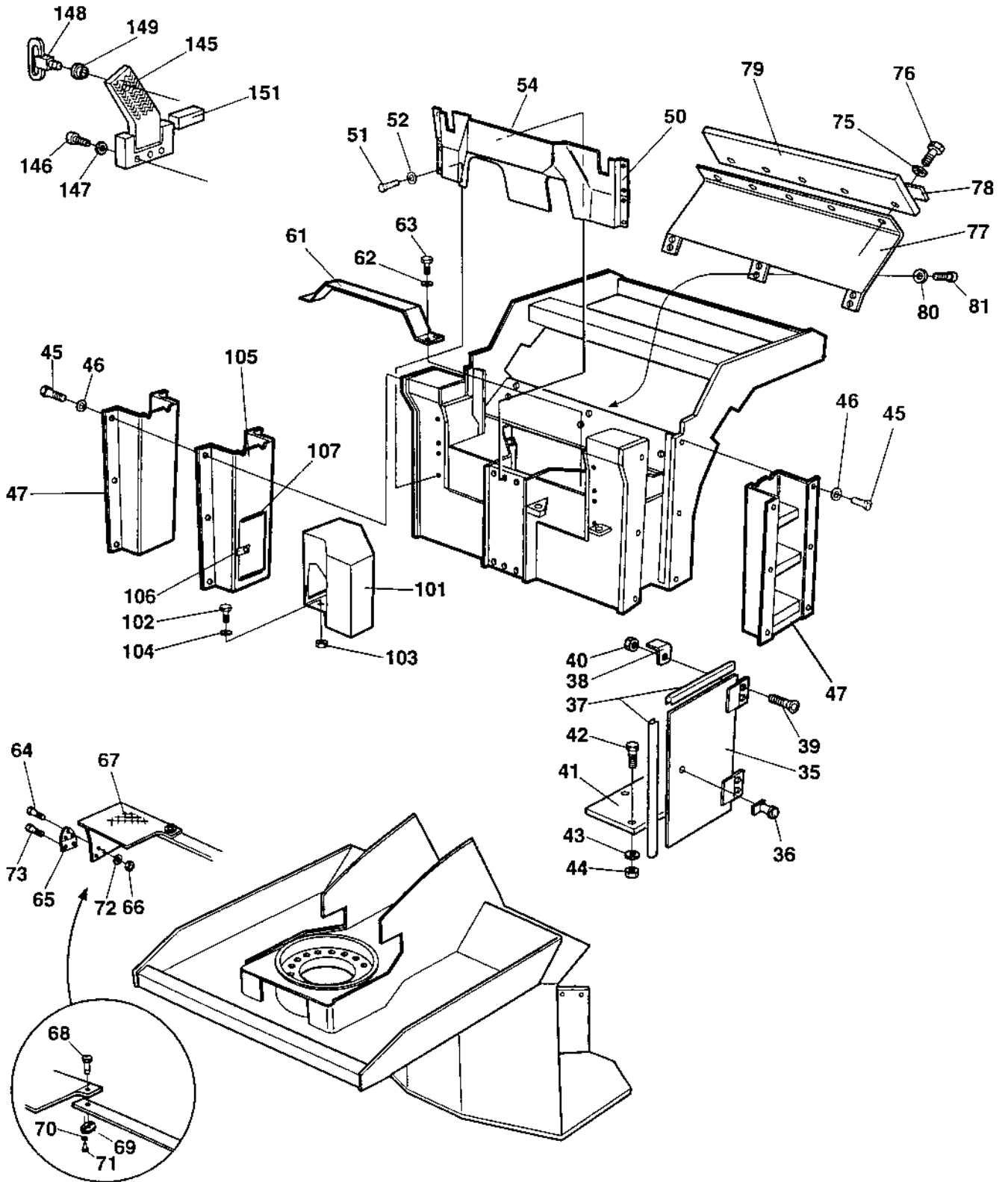
Frames

Ref. No.	Part No.	Rem.	Qty	Description	Code
1	904330		20	Screw	
2	904232		40	Washer 17x30x3	
3	500074		20	Screw	
	500085	A	20	Screw	
4	500111		32	Screw M12x55 8,8	
5	904231		64	Washer 13x24x2	
6	383436		32	Holder	
7	359509	B	1	Fork	
8	359507	C	1	Fork	
9	359508	D	1	Fork	
10	359510	E	1	Fork	
15	374373		2	Spacer block	
16	359512		N	Shim T=5 mm	
17	359513		N	Shim T=3 mm	
18	359514		N	Shim T=1mm	
19	359515		N	Shim T=5 mm	
20	359516		N	Shim T=3 mm	
21	359517		N	Shim T=1mm	
22	359232	G	1	Frame	
23	359255	H	1	Frame	
24			1	Articulated link (Page 34)	
26	925208		10	Screw M20x90	
27	904233		10	Washer 21x36x3	
28	928850		10	Screw M20-2,5x120 10,9	
29	947712		18	Screw	
30	904703		10	Washer 13x24x4	
31				Not used on this model	
32	903844		66	Washer	
33	500104		10	Screw	
34	500269		24	Screw M12-1,75x50 10,9	
35	359314		1	Spacer ring	
			1	Bearing, offset	
36	373220		1	Yoke	
38	359589		1	Safety rod	
39	347119		2	Shaft	D
40	357488		1	Spring	
41	343775		2	Wire	
42	635061		3	Hair clip	D
43	500191		2	Screw M10x14	
44	904230		2	Washer 10,5x22x2	
48	359588		1	Cover	
49	904357		6	Screw	
55	903290		10	Washer 21x36x6	
56	904331		4	Screw	
57	904230		8	Washer 10,5x22x2	
58			20	Shock absorber	
59	374374		1	Spacer block	
60	500055		4	Screw	

- A) More then 5mm shim
- B) Front left hand
- C) Rear left hand
- D) Rear right hand
- E) Front right hand
- G) Front
- H) Rear

Covers, ladders

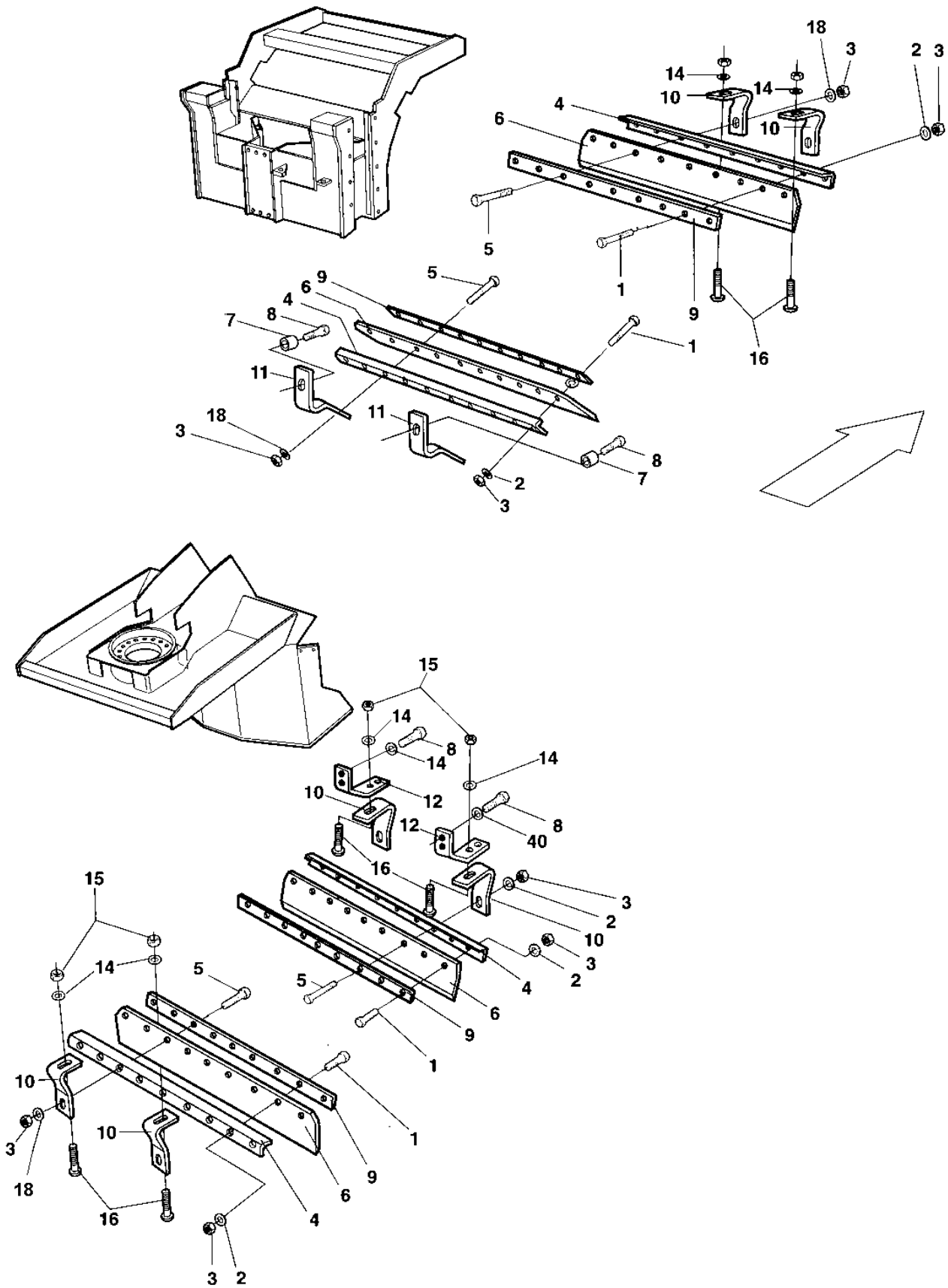
17498



Covers, ladders

Ref. No.	Part No.	Rem.	Qty	Description	Code
35	372698		1	Door	
	386037		1	Door with storage	
36	372658		1	Lock	
	902866		1	.Key Marked "455"	D
37	202028	B	2XL	Edge trim	
38	372699		2	Spacer	
39	513028		4	Screw	
40	586002		4	Lock nut M6	
41	372832		1	Cover	
42	500040		3	Screw M6-1x20 8,8	
43	904228		3	Washer 6,4x12x1,5	
44	570004		3	Nut M6	
45	500053		12	Screw M8-1,25x20 8,8	
46	791304		12	Washer	
47	359583		2	Ladder	
50	384907		1	Cover	
51	500075		8	Screw M6-1x25 8,8	
52	904639		8	Washer 6,7x14x1,5	
54	902166	C	1XL	Edge trim	
61	359565		1	Cover plate	
62	600008		4	Washer	
63	500043		4	Screw M10x16H 8,8	
64	513008		6	Screw	
65	928041		2	Hinge	D
66	570004		6	Nut M6	
67	372867		1	Step	
68	903733	D	1	Quick lock	
69	926985	E	1	Quick lock washer	
70	900569		2	Washer	
71	791709		2	Pop rivet	
72	904228		6	Washer 6,4x12x1,5	
73	904719		4	Screw	
75	904556		5	Washer 8,4x16x3,0	
76	500053		5	Screw M8-1,25x20 8,8	
77	373124		1	Cover	
78	373130		1	Holder plate	
79	373129		1	Rubber protection	
80	904557		6	Washer 10,5x22x4	
81	500028		6	Screw M10-1,5x25 8,8	
101	370688		1	Tool box	
102	500015		3	Screw M6-1x30 8,8	
103	586002		3	Lock nut M6	
104	615076		3	Washer 7,0x25x1,5	
105	370689		1	Ladder	
	373152		1	Ladder	
106	371345		1	Lock	
	372658		1	Lock	
	902866		1	.Key Marked "455"	D
107	202028	F	1XL	Edge trim	
145	370686	G	1	Step	
146	500030		3	Screw M10-1,5x35H 8,8	
147	904557		3	Washer 10,5x22x4	
148	475064		1	Lock	
149	927233		2	Nut	
151	370820		1	Rubber cloth	

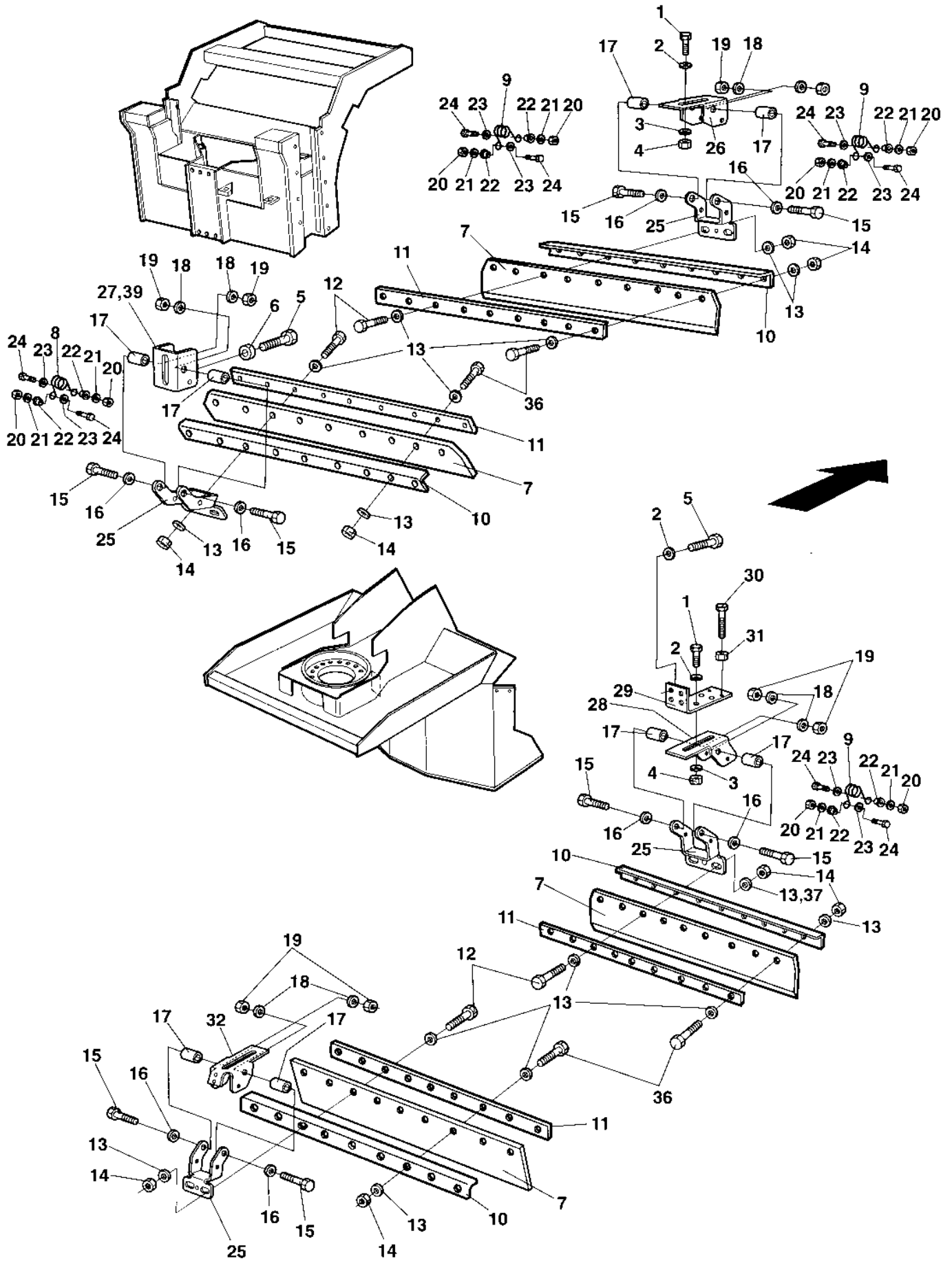
- B) L=1,4 m
- C) Length as required
- D) Male
- E) Female
- F) L=1,0 m
- G) Front left



Ref. No.	Part No.	Rem.	Qty	Description	Code
1	904342		28	Screw M12x45	
2	904231		28	Washer 13x24x2	
3	586019		36	Lock nut M12	
4	374357		4	Scraper bracket	
5	904343		8	Screw	
6	374362		4	Scraper	B
7	359434		4	Spacer sleeve	
8	500031		8	Screw M10-1,5x40 8,8	
9	374358		4	Scraper bracket	
10	359453		6	Scraper bracket	
11	359454		2	Scraper bracket	
12	359455		2	Scraper bracket	
14	904230		16	Washer 10,5x22x2	
15	570006		12	Nut M10	
16	903744		8	Screw	
17	904341		4	Carriage screw	
18	603012		8	Washer	

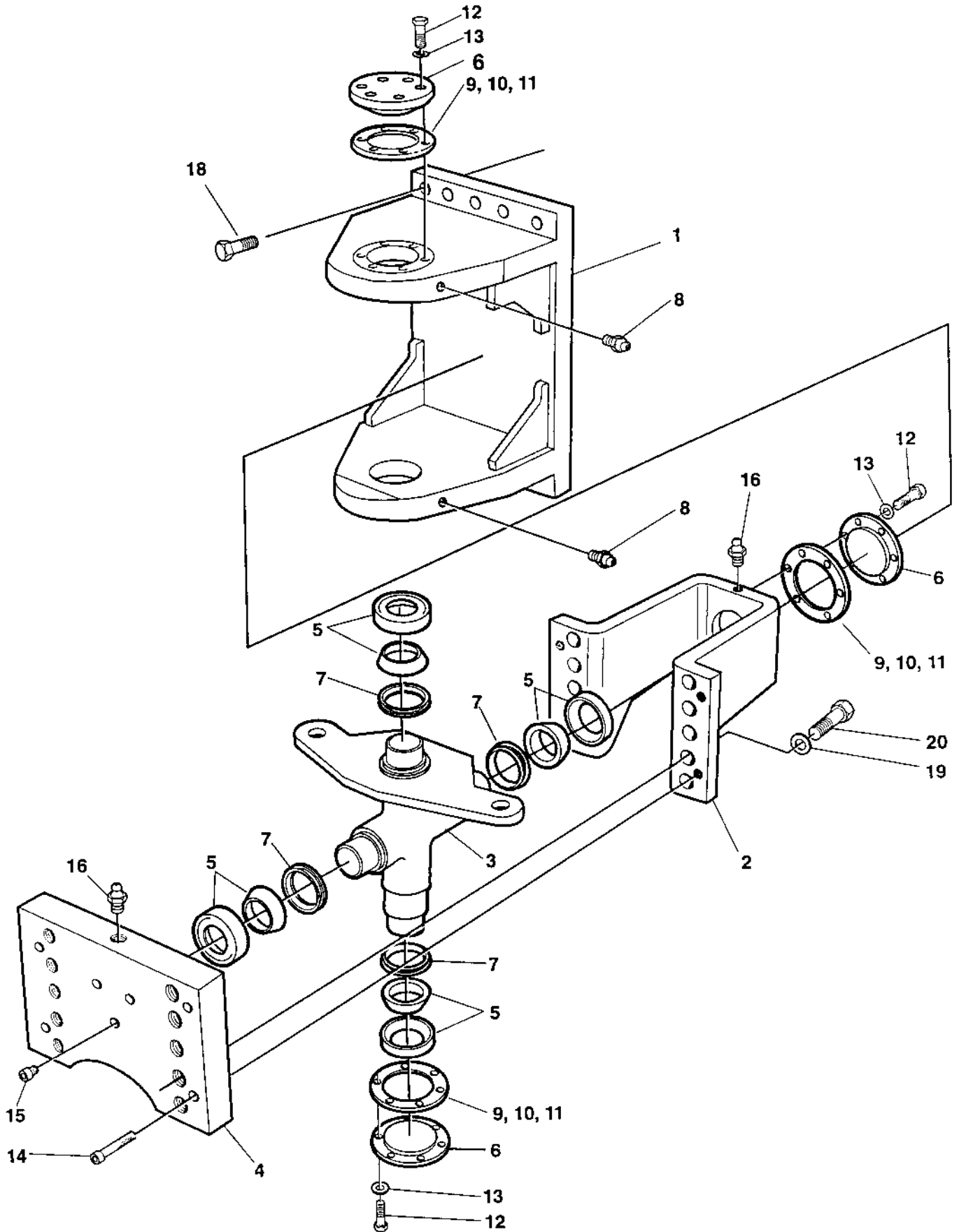
Scrapers, spring loaded Foldable

17131



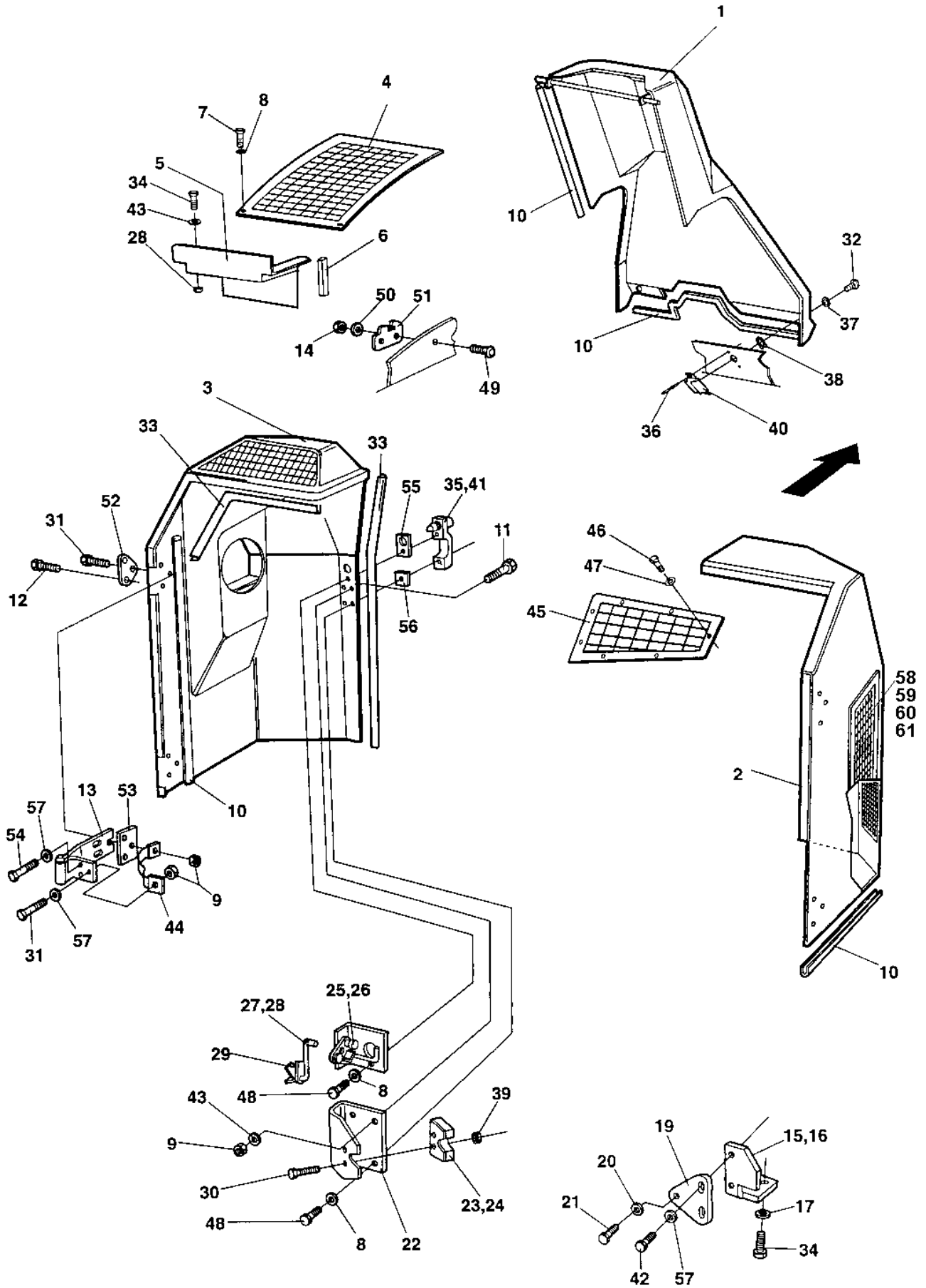
Scrapers, spring loaded Foldable

Ref. No.	Part No.	Rem.	Qty	Description	Code
1	500030		12	Screw M10-1,5x35H 8,8	
2	904230		16	Washer 10,5x22x2	
3	904557		12	Washer 10,5x22x4	
4	570006		12	Nut M10	
5	500031		8	Screw M10-1,5x40 8,8	
6	380812		4	Spacer sleeve	
7	374362		4	Scraper	B
8	371468		8	Spring	
9	371914		8	Spring	
10	383945		4	Scraper bracket	
11	383946		4	Scraper bracket	
12	500111		8	Screw M12x55 8,8	
13	904231		70	Washer 13x24x2	
14	586019		36	Lock nut M12	
15	500109		16	Screw M10-1,5x65 8,8	
16	904557		16	Washer 10,5x22x4	
17	380691		16	Shaft	
18	904230		16	Washer 10,5x22x2	
19	586018		16	Lock nut M10	
20	586002		32	Lock nut M6	
21	904228		32	Washer 6,4x12x1,5	
22	371469		32	Spacer ring	
23	928381		32	Washer 6,4x18x1,6	
24	500075		32	Screw M6-1x25 8,8	
25	380661		8	Scraper bracket	
26	371546		2	Bracket	
27	371466		2	Bracket	
28	376074		2	Bracket	
29	373819		2	Bracket	
30	500031		2	Screw M10-1,5x40 8,8	
31	570006		2	Nut M10	
32	376075		2	Bracket	
36	500195		26	Screw M12-1,75x50 8.8	
37	904703		2	Washer 13x24x4	
39	383408		N	Shim	



Articulated link

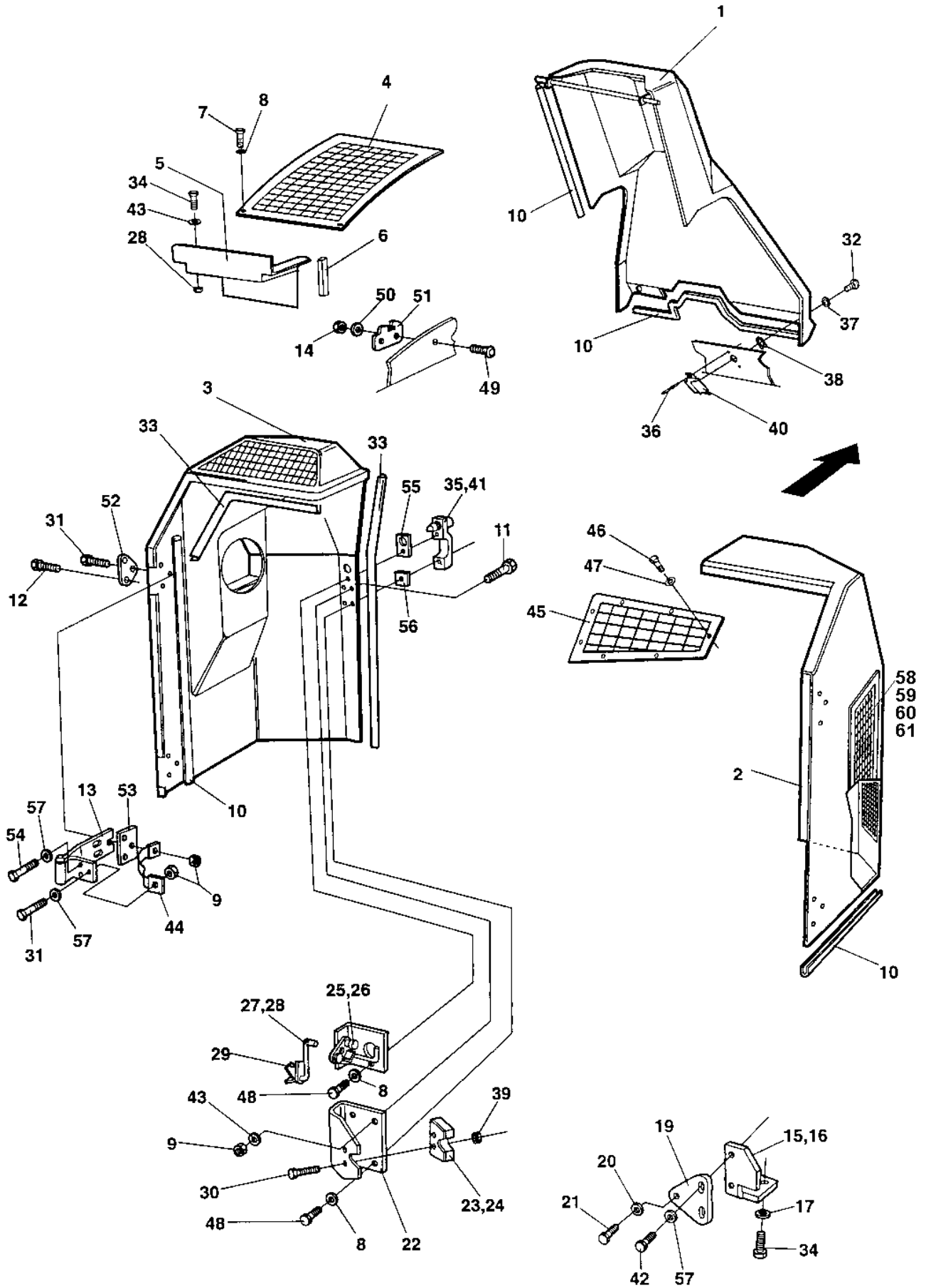
Ref. No.	Part No.	Rem.	Qty	Description	Code
1	375659		1	Hitch link	
2	359131		1	Hitch link	
3	359591		1	Hitch	
4	375661		1	Hitch bracket	
5	100040		4	Axial ball bearing	D
6	337042		3	Bearing cover	
7	167032		4	Lip-type oil seal	D
8	926214		2	Grease fitting	D
9	337045	N		Shim T=1,0 mm	D
10	345874	N		Shim T=0,35 mm	D
11	345875	N		Shim T=0,10 mm	D
12	500037		18	Screw M12-1,75x35 8,8	
13	904231		18	Washer 13x24x2	
14	508042		4	Screw	
15	910995		3	Stop screw	
16	929863		2	Grease nipple	D
18			10	Screw	D
19			10	Washer	D
20			10	Screw	D



Structure "3"

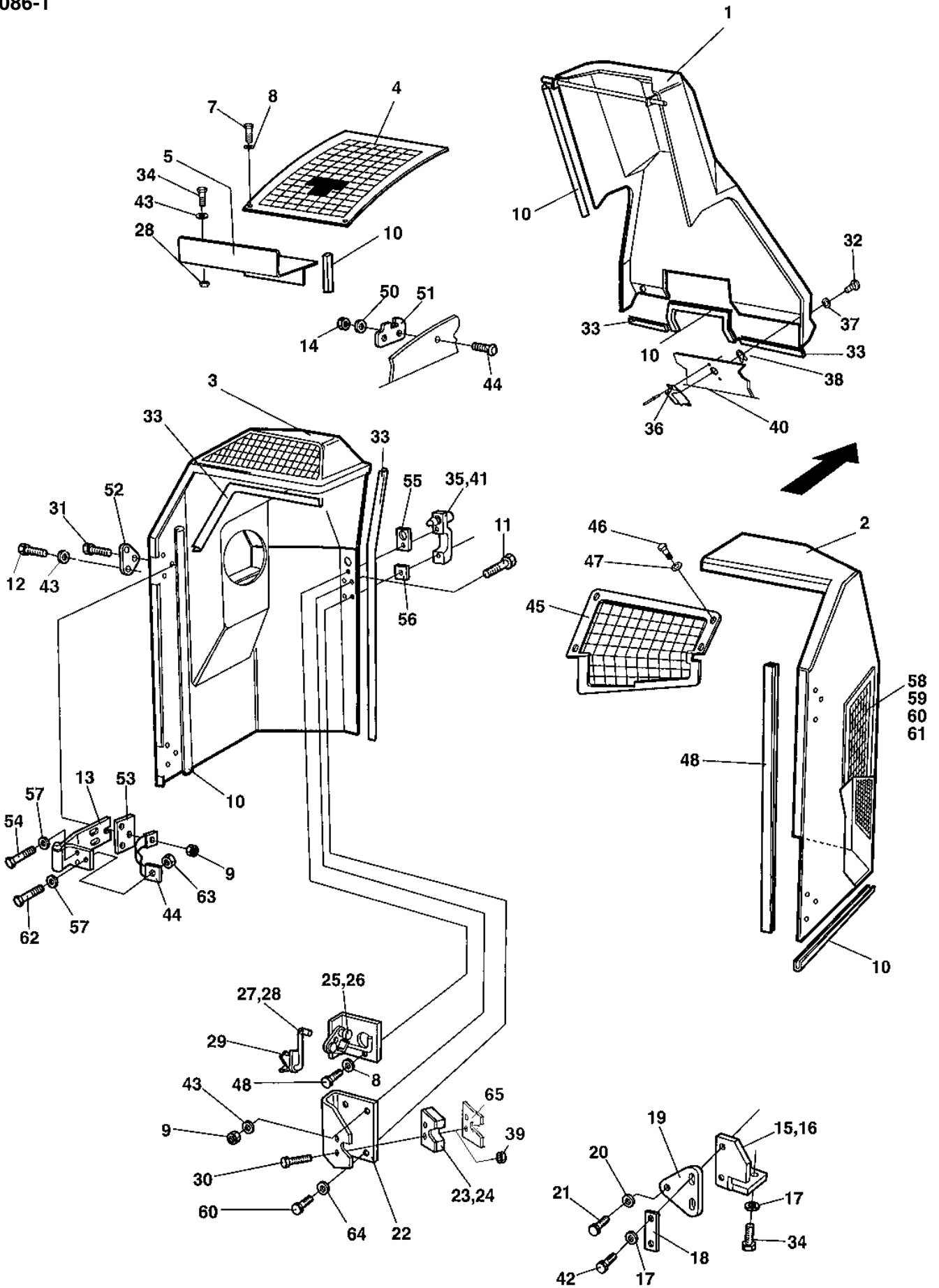
Ref. No.	Part No.	Rem.	Qty	Description	Code
1	372949		1	Cover	
2	374544	A	1	Engine hood	
3	374808	B	1	Engine hood	
4	374495		1	Grid	
5	359748		1	Cover plate	
6	902166	C	2XL	Edge trim	
7	500013		7	Screw M6-1x16 8,8	
8	904228		14	Washer 6,4x12x1,5	
9	586003		10	Lock nut M8	
10	902166	C	6XL	Edge trim	
11	902520		6	Screw	
12	500047		10	Screw M8-1,25x35 8,8	
13	359766		4	Hinge	
14	586002		4	Lock nut M6	
15	372898	A	1	Bracket	
16	372894	B	1	Bracket	
17	601003		4	Washer 8,4x25x2	
19	372893		2	Bracket	
20	371666		2	Locking pin	
21	904231		2	Washer 13x24x2	
22	371659		2	Bracket	
23	371380	E	1	Lock	
24	371381	F	1	Lock	D
25	371449	F	1	Lock device	
26	371450	E	1	Lock device	
27	371451	E	1	Coupling link	
28	371452	F	1	Coupling link	
29	371569		2	Lock device	
30	535053		4	Screw	
31	500023		4	Screw M8-1,25x40 8,8	
32	903340		2	Trunnion	
33	202057	C	6XL	Edge trim	D
34	500019		8	Screw M8-1,25x16 8,8	
35	371389	E	1	Grab handle	
	902866		1	.Key Marked "455"	D
36	923253		4	Rivet	
37	903341		2	Washer	
38	903857		2	Washer	
39	586001		4	Lock nut M5	
40	903344		2	Lock	
41	371390	F	1	Grab handle	
	902866		1	.Key Marked "455"	D
42	500053		4	Screw M8-1,25x20 8,8	
43	904229		12	Washer 8,4x16x1,5	
44	373422		2	Metal strapping	
45	374497		1	Grid	
46	500004		4	Screw M5 0,8x12 8,8	
47	904281		4	Washer 5,3x10x1	
48	500015		4	Screw M6-1x30 8,8	
49	903856		4	Bolt M06x30	
50	603020		4	Washer	
51	372126		2	Cover holder	
52	372675		4	Washer	
53	372566		4	Bracket	
54	500021		8	Screw M8-1,25x25 8,8	
55	903937		2	Rubber gasket	

- A) Right
- B) Left
- C) Length as required
- E) Right hood
- F) Left hood



Structure "3"

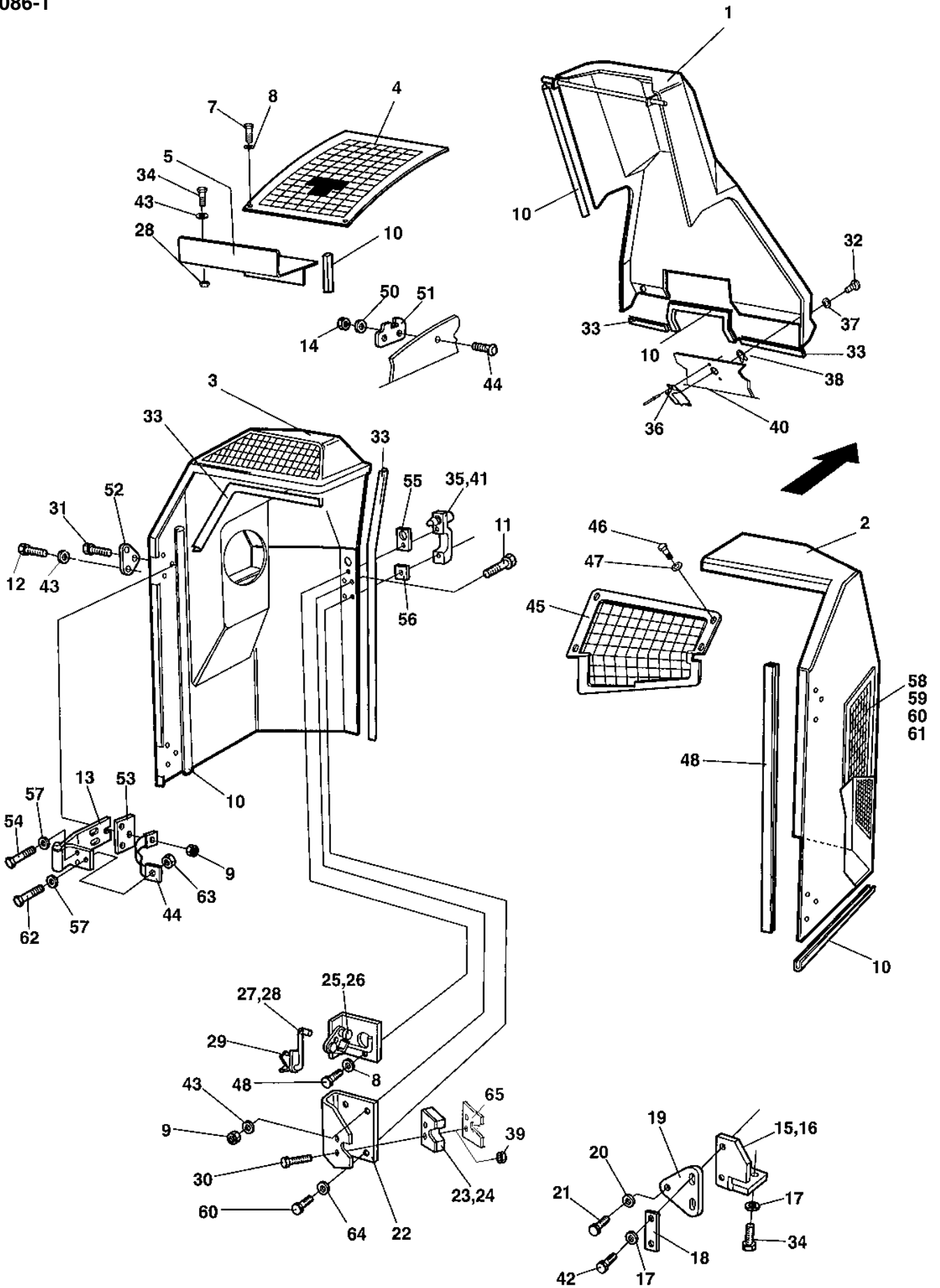
Ref. No.	Part No.	Rem.	Qty	Description	Code
56	903936		2	Rubber gasket	
57	603019		16	Washer	
58	374496		2	Grid	
59	904228		24	Washer 6,4x12x1,5	
60	500075		12	Screw M6-1x25 8,8	
61	586002		12	Lock nut M6	



Structure

Ref. No.	Part No.	Rem.	Qty	Description	Code
1	386994		1	Cover	
2	939710	A	1	Engine hood, cpl	
3	939711	B	1	Engine hood, cpl	
4	374495		1	Grid	
5	375252		1	Cover plate	
6	902166	C	1XL	Edge trim	
7	500013		10	Screw M6-1x16 8,8	
8	904228		12	Washer 6,4x12x1,5	
9	586003		10	Lock nut M8	
10	902166	C	6XL	Edge trim	
11	902520		6	Screw	
12	500047		8	Screw M8-1,25x35 8,8	
13	381675		4	Hinge	
14	586002		4	Lock nut M6	
15	372898	A	1	Bracket	
16	372894	B	1	Bracket	
17	904734		8	Washer 8,4x26x4	
18	371523		2	Bracket	
19	372893		2	Bracket	
20	387487		2	Locking pin	
21	904231		2	Washer 13x24x2	
22	371659		2	Bracket	
23	371380	E	1	Lock	
24	371381	F	1	Lock	D
25	371449	F	1	Lock device	
26	371450	E	1	Lock device	
27	371451	E	1	Coupling link	
28	371452	F	1	Coupling link	
29	371569		2	Lock device	
30	535053		4	Screw	
31	500024		4	Screw M8x45	
32	903340		2	Trunnion	
33	202057	C	4XL	Edge trim	D
34	500053		8	Screw M8-1,25x20 8,8	
35	371389	E	1	Grab handle	
	902866		1	.Key Marked "455"	D
36	923253		4	Rivet	
37	903341		2	Washer	
38	903857		2	Washer	
39	902284		4	Nut M5	
40	903344		2	Lock	
41	371390	F	1	Grab handle	
	902866		1	.Key Marked "455"	D
42	500021		4	Screw M8-1,25x25 8,8	
43	904229		20	Washer 8,4x16x1,5	
44	373422		4	Metal strapping	
45	380162		1	Grid	
46	500012		4	Screw M6x12	
47	904735		4	Washer	
48	287724	C	2XL	Edge trim	
49	903856		4	Bolt M06x30	
50	904735		4	Washer	
51	372126		2	Cover holder	
52	372675		4	Washer	
53	372566		4	Bracket	
54	500021		8	Screw M8-1,25x25 8,8	

- A) Right
- B) Left
- C) Length as required
- E) Right hood
- F) Left hood

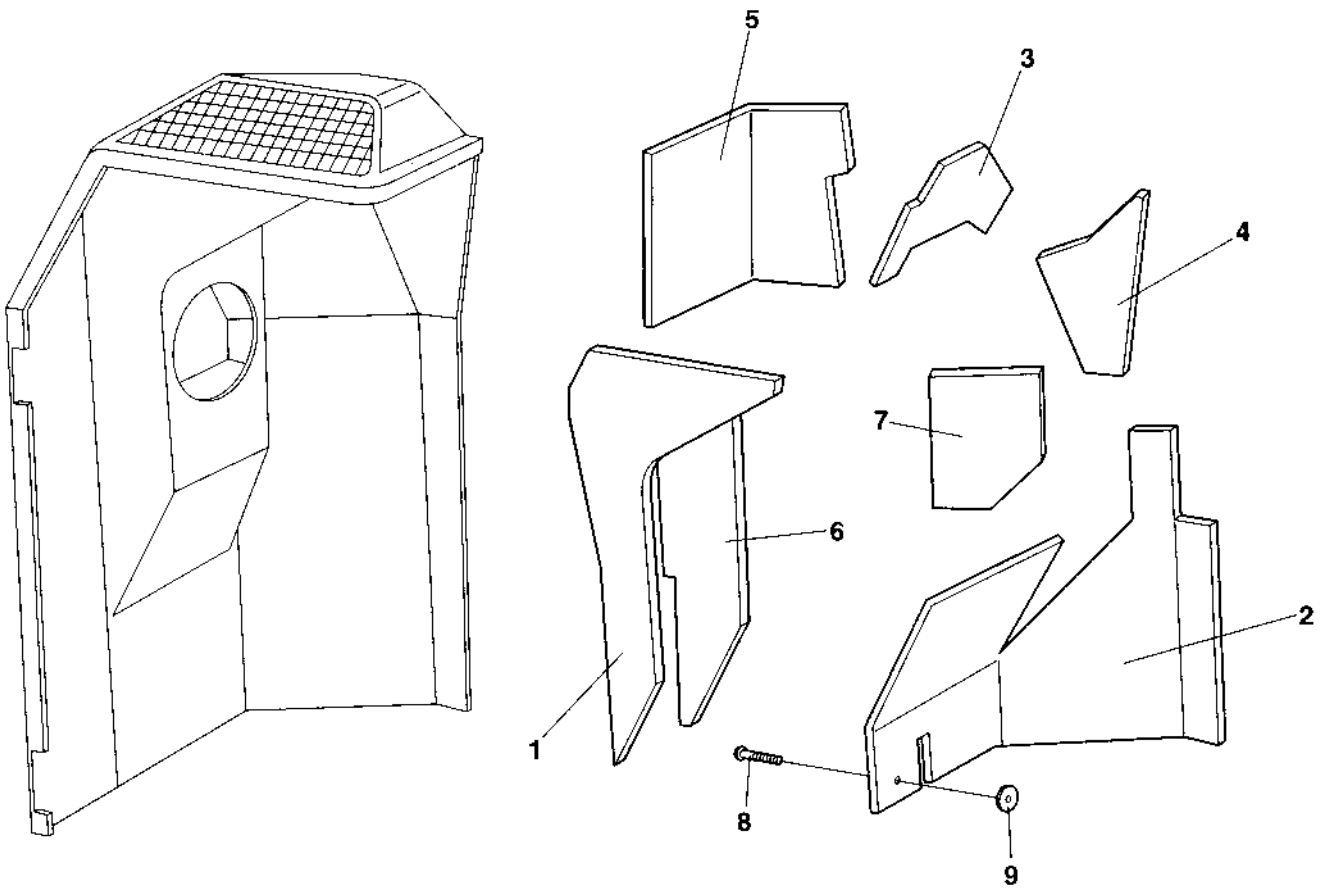


Structure

Ref. No.	Part No.	Rem.	Qty	Description	Code
55	903937		2	Rubber gasket	
56	903936		2	Rubber gasket	
57	904556		12	Washer 8,4x16x3,0	
58	374496		2	Grid	
59	904228		24	Washer 6,4x12x1,5	
60	500075		16	Screw M6-1x25 8,8	
61	586002		12	Lock nut M6	
62	500022		4	Screw M8-1,25x30 8,8	
63	570005		4	Nut M8	
64	904639		2	Washer 6,7x14x1,5	
65	388026		2	Guide	

Noise suppression Left hood

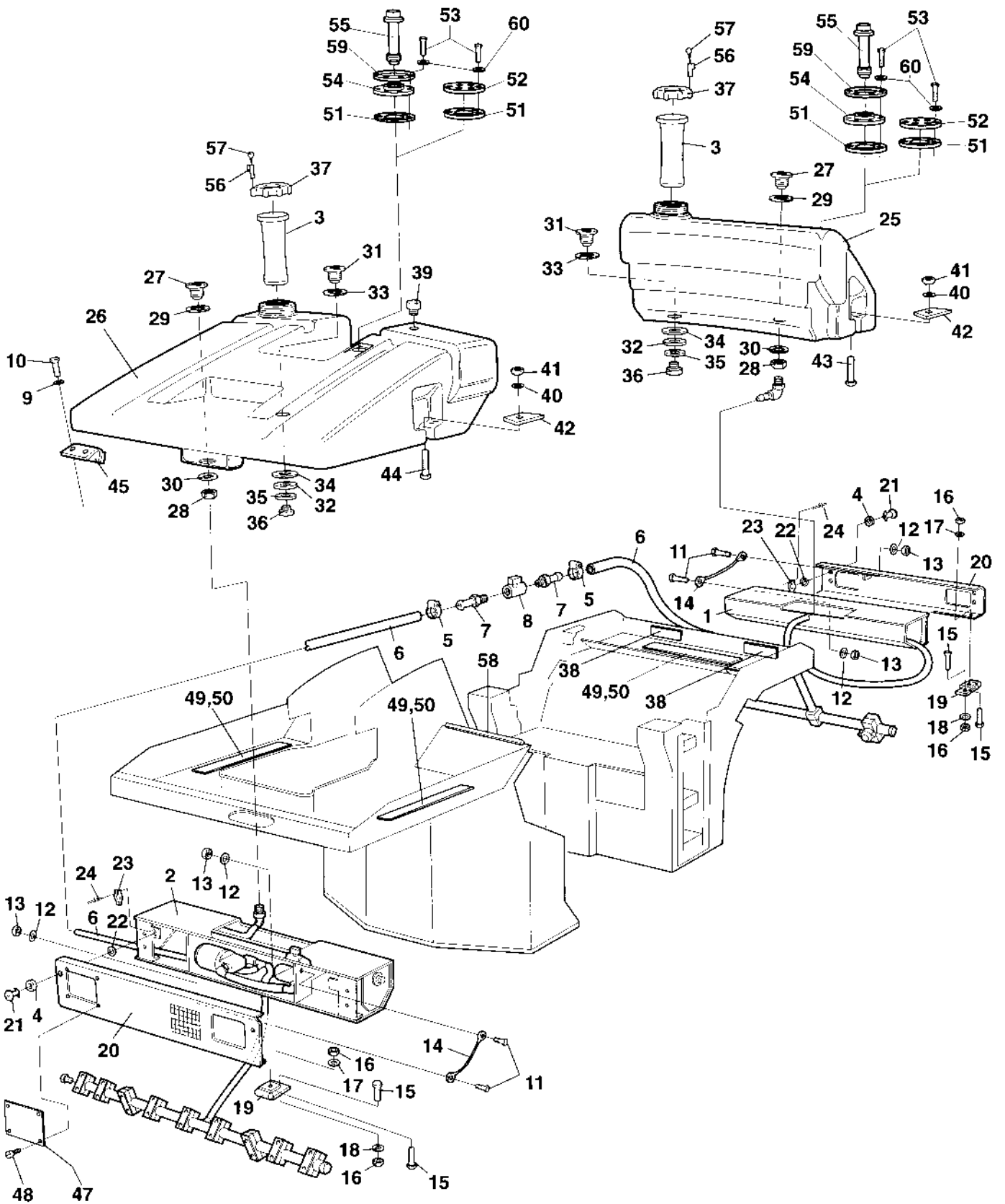
17260



Noise suppression Left hood

Ref. No.	Part No.	Rem.	Qty	Description	Code
1	374787		1	c90	
2	374788		1	c90	
3	374789		1	c90	
4	374790		1	c90	
5	374978		1	c90	
6	374979		1	c90	
7	373187		1	c90	
8	904209		16	Screw	
9	373476		18	Washer	

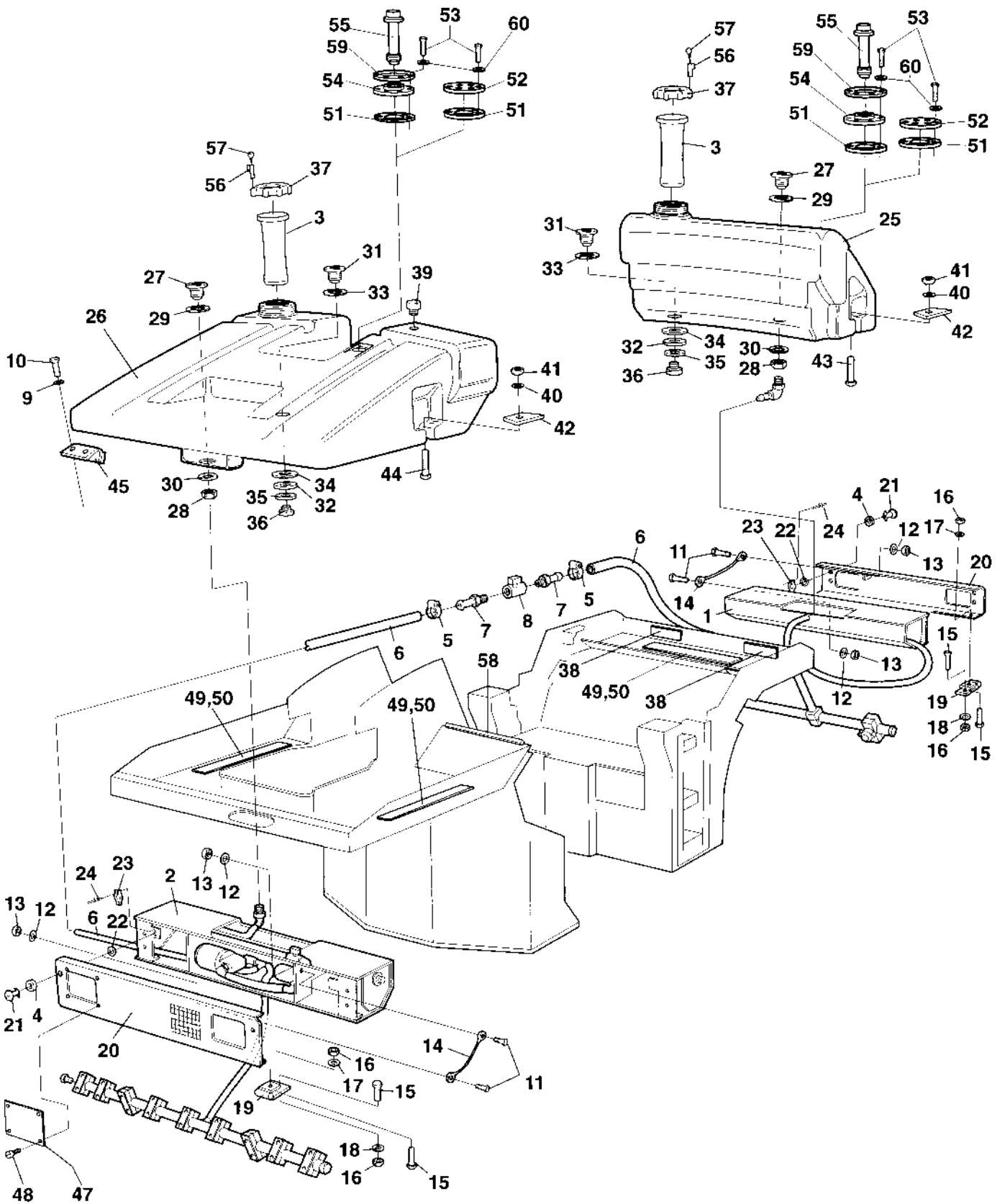
17126



Ref. No.	Part No.	Rem.	Qty	Description	Code
1			1	Sprinkler system Front Up to 62110377 (Page 50)	
			1	Sprinkler system, front From 63110378 (Page 54)	
2			1	Sprinkler system Rear Up to 62110377 (Page 58)	
			1	Sprinkler system, rear From 62110378 (Page 62)	
3	358846		2	Strainer	D
4	903341		4	Washer Up to 62110377	
	904913		4	Washer Neopren From 62110378	
5	313002		2	Hose clamp	
6	244054	E	2XL	Hose reinforced 0,65 m	
7	924544		2	Hose connection	
8	925599		1	Valve	
9	904556		4	Washer 8,4x16x3,0	
10	500022		4	Screw M8-1,25x30 8,8	
11	500053		4	Screw M8-1,25x20 8,8	
12	904229		4	Washer 8,4x16x1,5	
13	586003		4	Lock nut M8	
14	381619		2	Wire	
15	513012		20	Screw	
16	586002		20	Lock nut M6	
17	928467		8	Washer	
18	904228		12	Washer 6,4x12x1,5	
19	928041		4	Hinge	D
20	374538		2	Cover Up to 62110377	
	385339		2	Cover From 62110378	
21	903345		4	Trunnion Up to 62110377	
	904914		4	Tap From 62110378	
22	903342		4	Retaining ring	
23	903344		4	Lock	
24	923253		8	Rivet	
25	359001	A	1	Water tank	
26	359002	B	1	Water tank	
	902916	3	1	.Adapter kit	
27			1	..Connector	
28			1	..Nut	
29			1	..Sealing	
30			1	..Washer	
	902917	3	1	.Adapter kit	
31			1	..Connector	
32			1	..Nut	
33			1	..Sealing	
34			1	..Washer	
	902918	3	1	.Plug kit	
35			1	..Gasket	
36			1	..Plug	
37	359003	3	1	.Cap	D
38	202041	F	2XL	Rubber strip	
39	357138		1	Ventilating filter	B
40	904232		4	Washer 17x30x3	
41	570008		4	Nut	
42	359444		4	Holder, cpl	
43	904405		2	Screw	
44	903523		2	Screw	
45	359446		2	Holder	

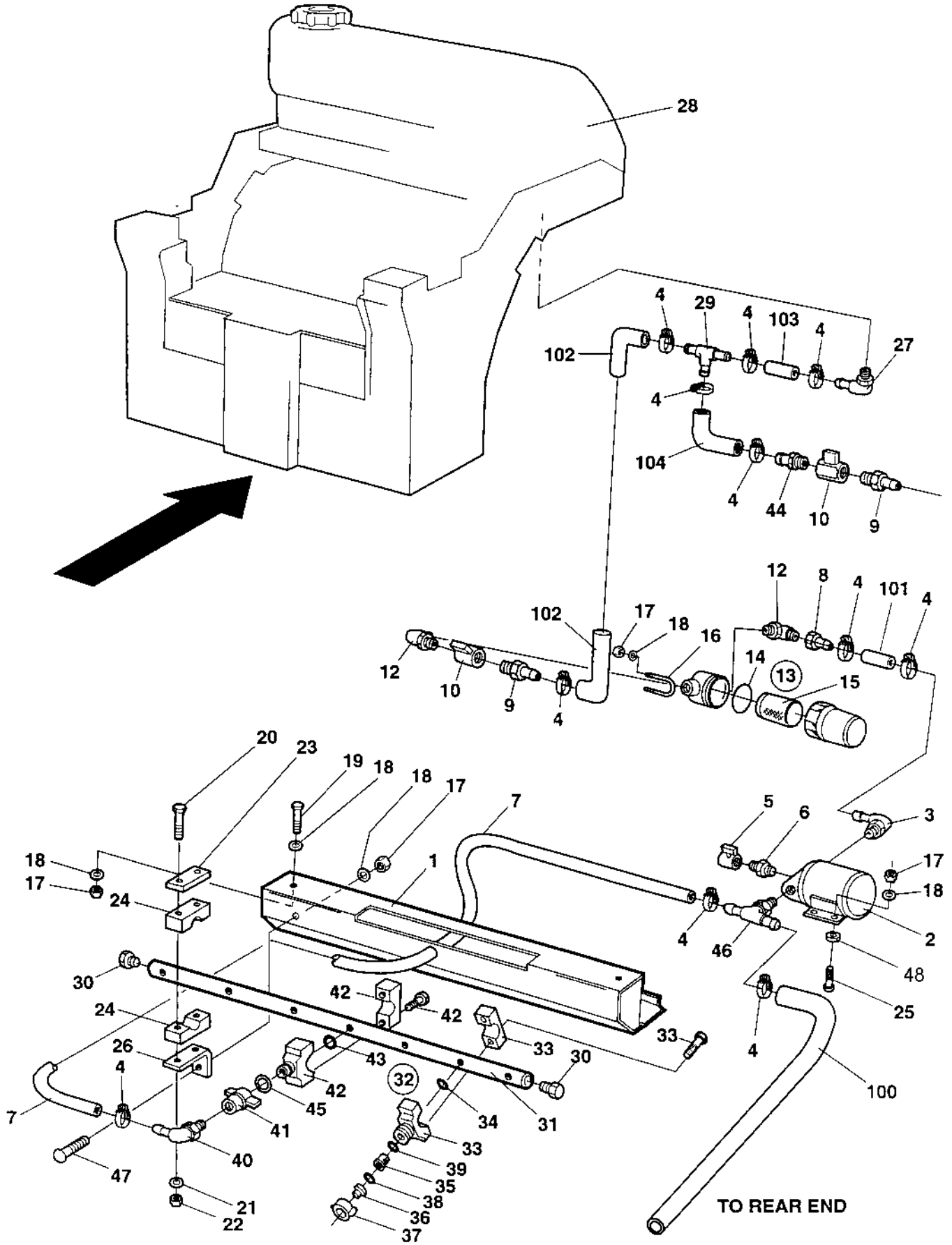
- 3) Included in both sprinkling tanks, item 25 & 26
A) Front
B) Rear
E) Length as required
F) L=645 mm

17126



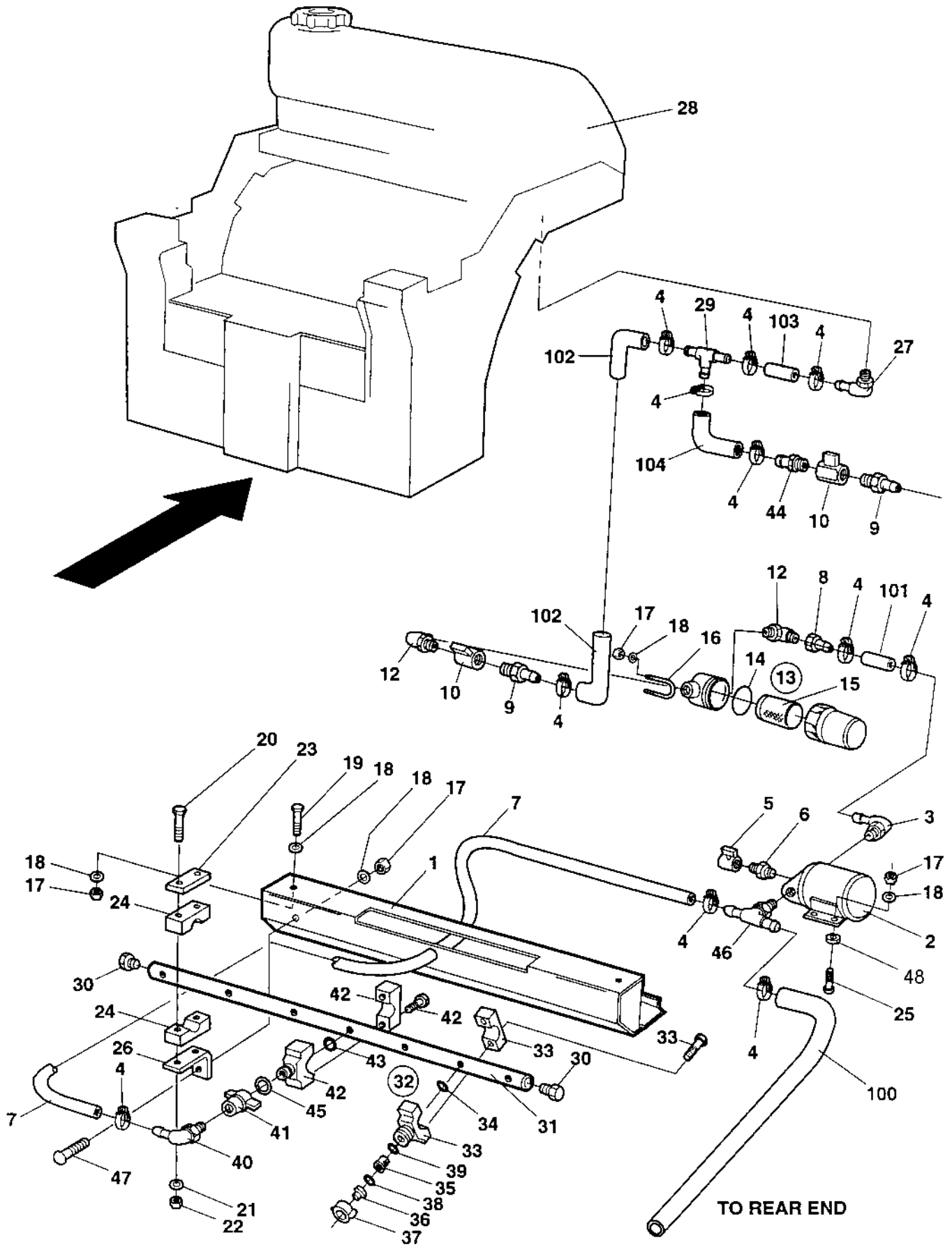
Ref. No.	Part No.	Rem.	Qty	Description	Code
47	374545		4	Cover	
48	902223		16	Screw	
49	382337		3	Rubber cloth	
50	904901		3	Tape	
51	370746		2	Gasket	
52	370747		2	Cover	
53	904206		10	Screw	
54	370745	C	2	Flange	
55	382157	C	2	Level sender	
56	370699	C	2	Lock	
57		D	1	.Key	
58	202043	E	2XL	Rubber strip	
59	372718		2	Washer	
60	904228		10	Washer 6,4x12x1,5	

- C) Option
- D) 2 pcs incl. in 56
- E) Length as required



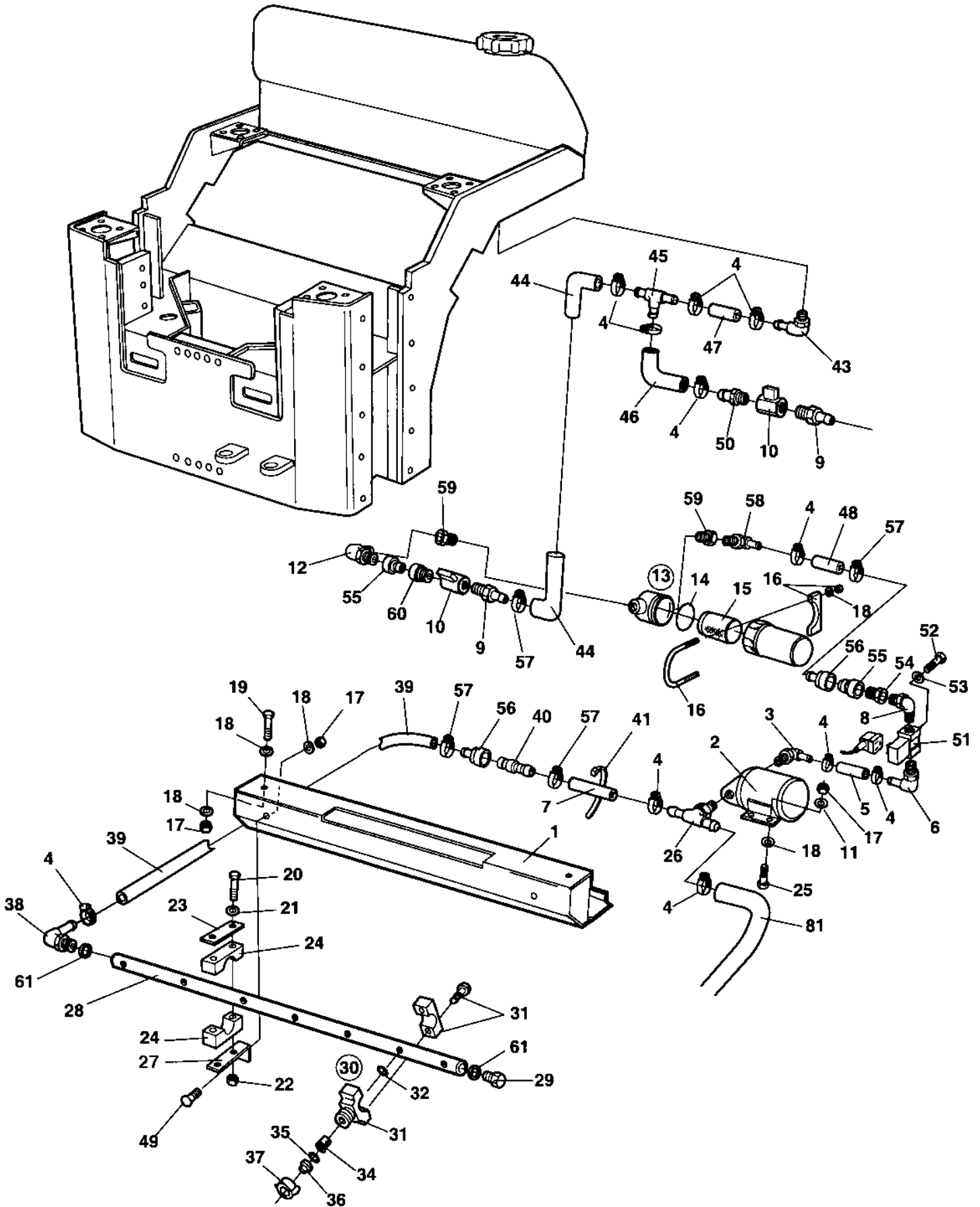
Ref. No.	Part No.	Rem.	Qty	Description	Code
1	376248		1	Sprinkler box	
2	903987	1	1	Sprinkling pump Up to 62110341 (Page 66)	C
	904808		1	Water pump From 62110342 Up to 62110363	
	383697	2	1	Water pump From 62110364	
3	923734		1	Hose connection	
4	313002		11	Hose clamp	
5	901309		1	Valve Up to 62110341	
6	901837		1	Connector Up to 62110341	
7	244054	A	1XL	Hose reinforced 0,65 m	
8	901297		1	Hose connection	
9	924544		2	Hose connection	
10	925599		2	Valve	
12	901298		2	Connector	
13	920775		1	Strainer	
14	921423		1	.Gasket	D
15	901841		1	.Strainer	D
16	923984		2	Clamp	
17	570005		14	Nut M8	
18	904229		14	Washer 8,4x16x1,5	
19	500022		4	Screw M8-1,25x30 8,8	
20	500016		4	Screw M6-1,0x55 8,8	
21	904228		4	Washer 6,4x12x1,5	
22	586002		4	Lock nut M6	
23	923859		2	Cover plate	
24	923876		2	Clamp	
25	500053		4	Screw M8-1,25x20 8,8	
26	373518		2	Bracket	
27	924996	B	1	Hose connection	D
28			1	Sprinkler system Tanks (Page 46)	
29	923735		1	Hose connection	
30	923683		2	Plug	
31	381886		1	Sprinkler pipe	
32	903543		7	Sprinkler, cpl	D
33	923680		1	.Nozzle clamp	D
34	923962		1	..O-ring	D
35	903541		1	.Strainer with valve	D
36	903540		1	.Nozzle body Green	D
37	909267		1	.Coupling Green	D
38	904116		1	.Gasket	D
39	903010		1	.Gasket	D
40	901431		1	Hose connection	
41	929419		1	Coupling	
42	923680		1	Nozzle clamp	D
43	923962		1	.O-ring	D
44	924544		1	Hose connection	
45	904116		1	Gasket	D
46	903626		1	Connector	
47	904107		2	Screw	
48	904556		4	Washer 8,4x16x3,0	
100	244054	D	1XL	Hose reinforced 0,65 m	

- 1) Replaced as spare part by PN 904808.
 2) New version with Cannon connection
 A) L=0.430 m
 B) To tank
 D) Length as required



Sprinkler system Front

Ref. No.	Part No.	Rem.	Qty	Description	Code
101	244054	E	1XL	Hose reinforced 0,65 m	
102	244054	F	1XL	Hose reinforced 0,65 m	
103	244054	G	1XL	Hose reinforced 0,65 m	
104	244054	H	1XL	Hose reinforced 0,65 m	
E)	L=0.380 m				
F)	L=0.280 m				
G)	L=0.080 m				
H)	L=0.530 m				



38 26 34

Ref. No.	Part No.	Rem.	Qty	Description	Code
1	382425		1	Sprinkler box	
2	383697	3	1	Water pump	
3	923734		1	Hose connection	
4	313002		11	Hose clamp	
5	904878	B	1XL	Hose reinforced	
6	901431		1	Hose connection	
7	904878	A	1XL	Hose reinforced	
8	791134		1	Elbow 90	
9	924544		2	Hose connection	
10	925599		2	Valve	
11	904556		4	Washer 8,4x16x3,0	
12	901298		1	Connector	
13	791130		1	Strainer cpl	
14	938307		1	.O-ring	
15	938306		1	.Strainer	
16	313036		1	Clamp	D
17	570005		12	Nut M8	
18	904229		12	Washer 8,4x16x1,5	
19	500022		6	Screw M8-1,25x30 8,8	
20	500016		4	Screw M6-1,0x55 8,8	
21	904228		4	Washer 6,4x12x1,5	
22	586002		4	Lock nut M6	
23	923859		2	Cover plate	
24	923876		2	Clamp	
25	500053		4	Screw M8-1,25x20 8,8	
26	903626		1	Connector	
27	382752		2	Bracket	
28	382776		1	Sprinkler pipe	
29	384775		1	Plug	
30	382586		7	Sprinkler, cpl	D
31	923680		1	.Nozzle clamp	D
32	923962		1	.O-ring	D
34	499444		1	.Strainer	D
35	904116		1	.Gasket	D
36	903540		1	.Nozzle body Green	D
37	923681		1	.Quick coupling, black	D
38	923684		1	Hose connection	
39	904878	M	1XL	Hose reinforced	
40	791127		1	Quick coupling	
41	313041		N	Cable ties L=186 mm	
43	924996		1	Hose connection	D
	924544	4	1	Hose connection	
44	904878	E	1XL	Hose reinforced	
	904878	J,4	1XL	Hose reinforced	
45	923735		1	Hose connection	
46	904878	F	1XL	Hose reinforced	
47	904878	G	1XL	Hose reinforced	

3) New version with Cannon connection

4) Valid for rollers with eyelet.

A) L=0,52 m

B) L=0,20 m

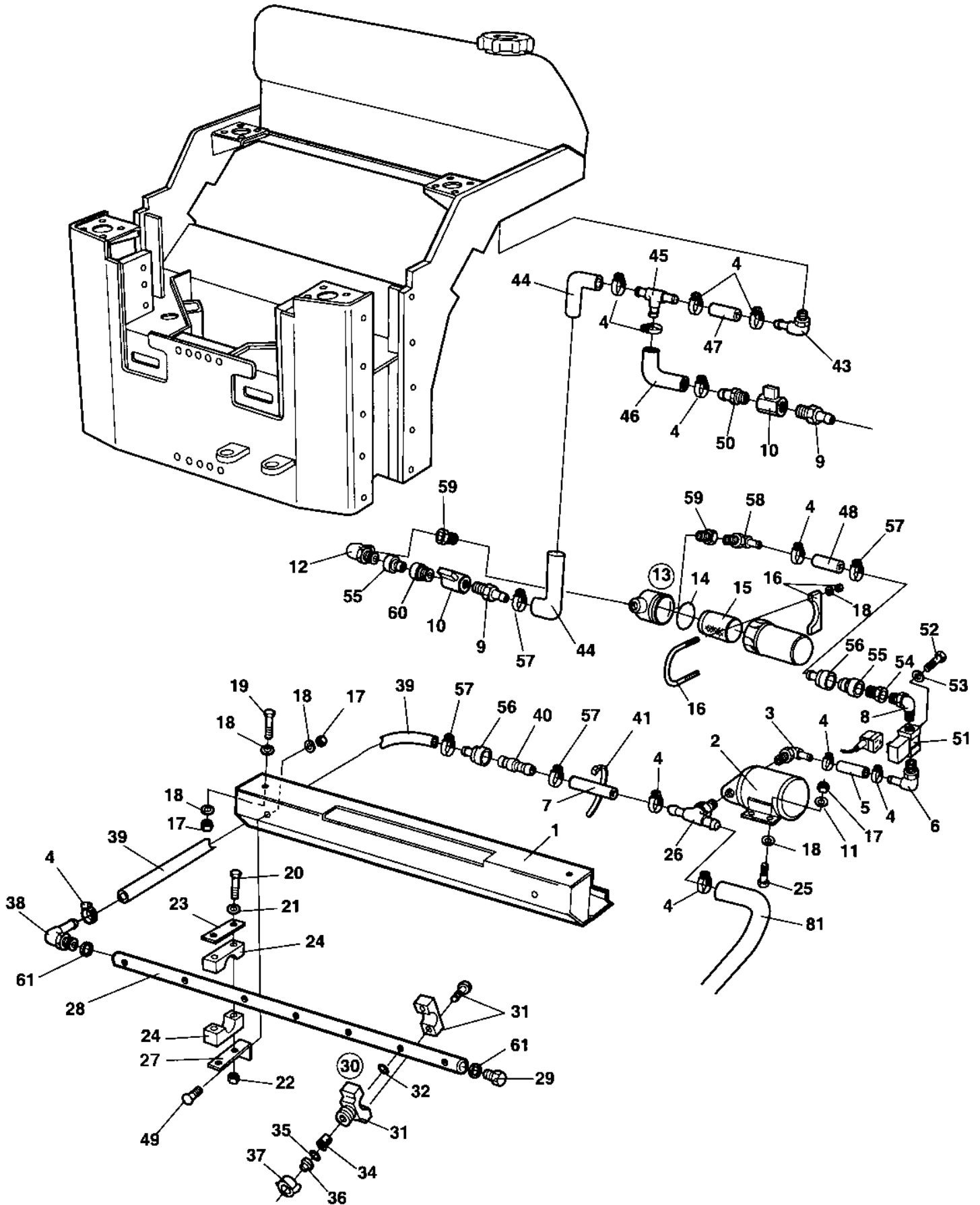
E) L=0,08 m

F) L=0,78 m

G) L=0,17 m

J) L=0,40 m

M) L=0,45 m

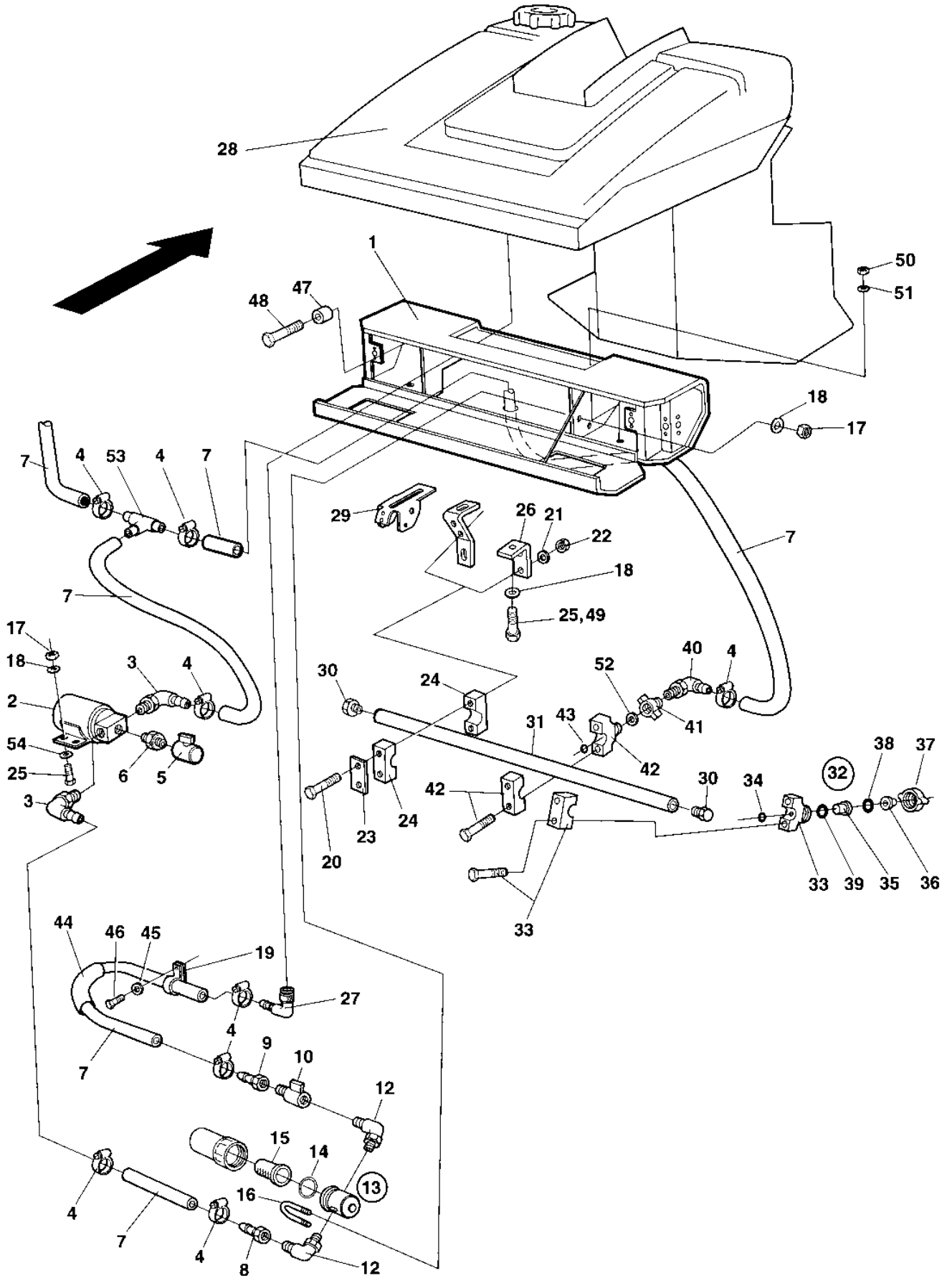


38 26 34

Sprinkler system, front

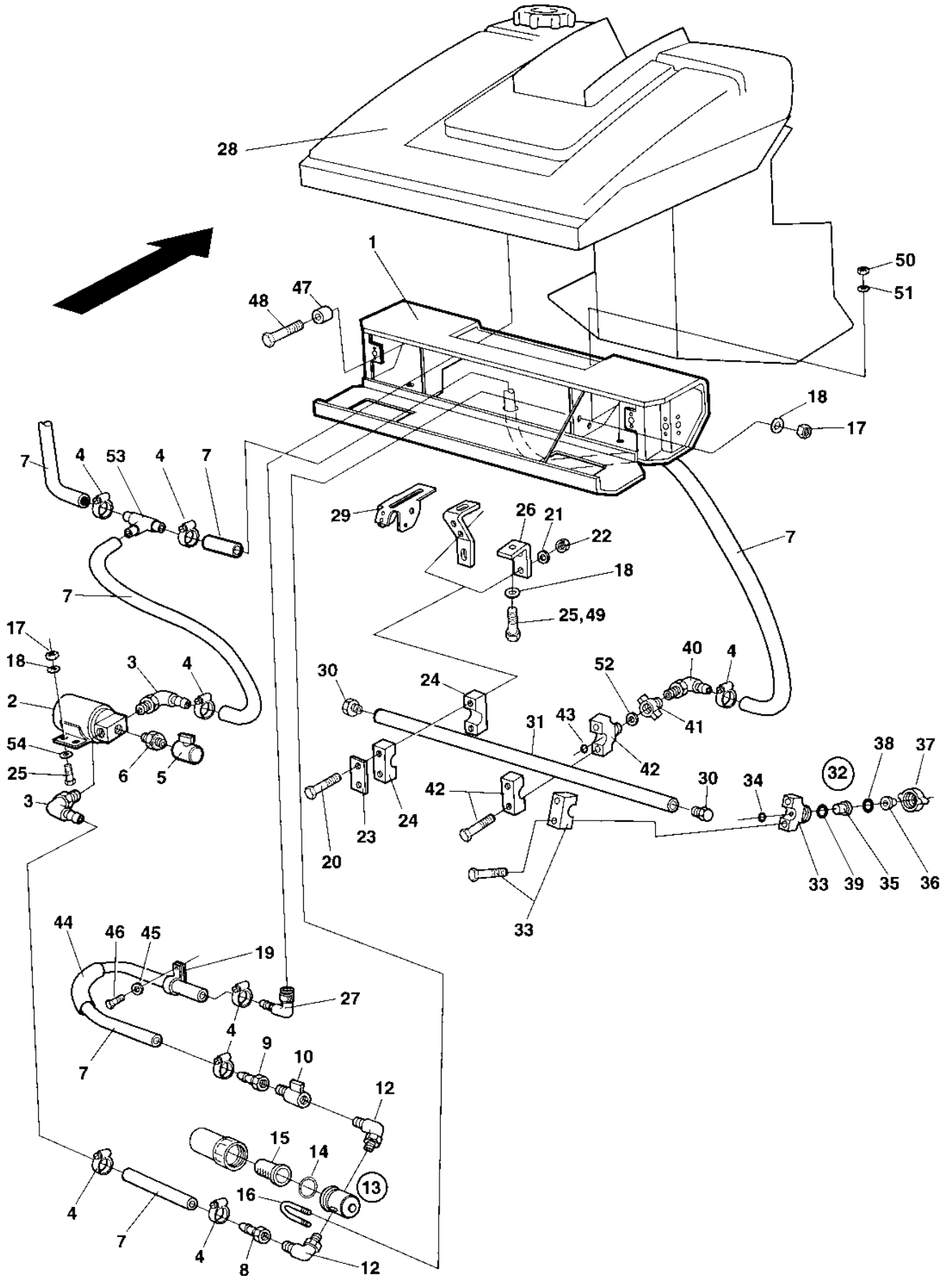
Ref. No.	Part No.	Rem.	Qty	Description	Code
47	904878	K,4	1XL	Hose reinforced	
48	904878	H	1XL	Hose reinforced	
	904878	L,4	1XL	Hose reinforced	
49	929191		2	Bolt	
50	924544		1	Hose connection	
51	287713		1	Solenoid valve	
52	500002		2	Screw M4-0,7x12H 8.8	
53	904698		2	Washer 4,3x8x0,8	
54	791135		1	Connector	
55	791128		2	Quick coupling	
56	791126		2	Quick coupling	
57	814071		4	Hose clamp	
58	924996		1	Hose connection	D
59	903886		2	Adapter	
60	791125		1	Quick coupling	
61	903769		2	Sealing	
80		I	1	Sprinkling tank, front	
81		I	1	Plastic hose	

- 4) Valid for rollers with eyelet.
- H) L=0,53 m
- I) See sprinkler systems, tanks
- K) L=0,12 m
- L) L=0,60 m

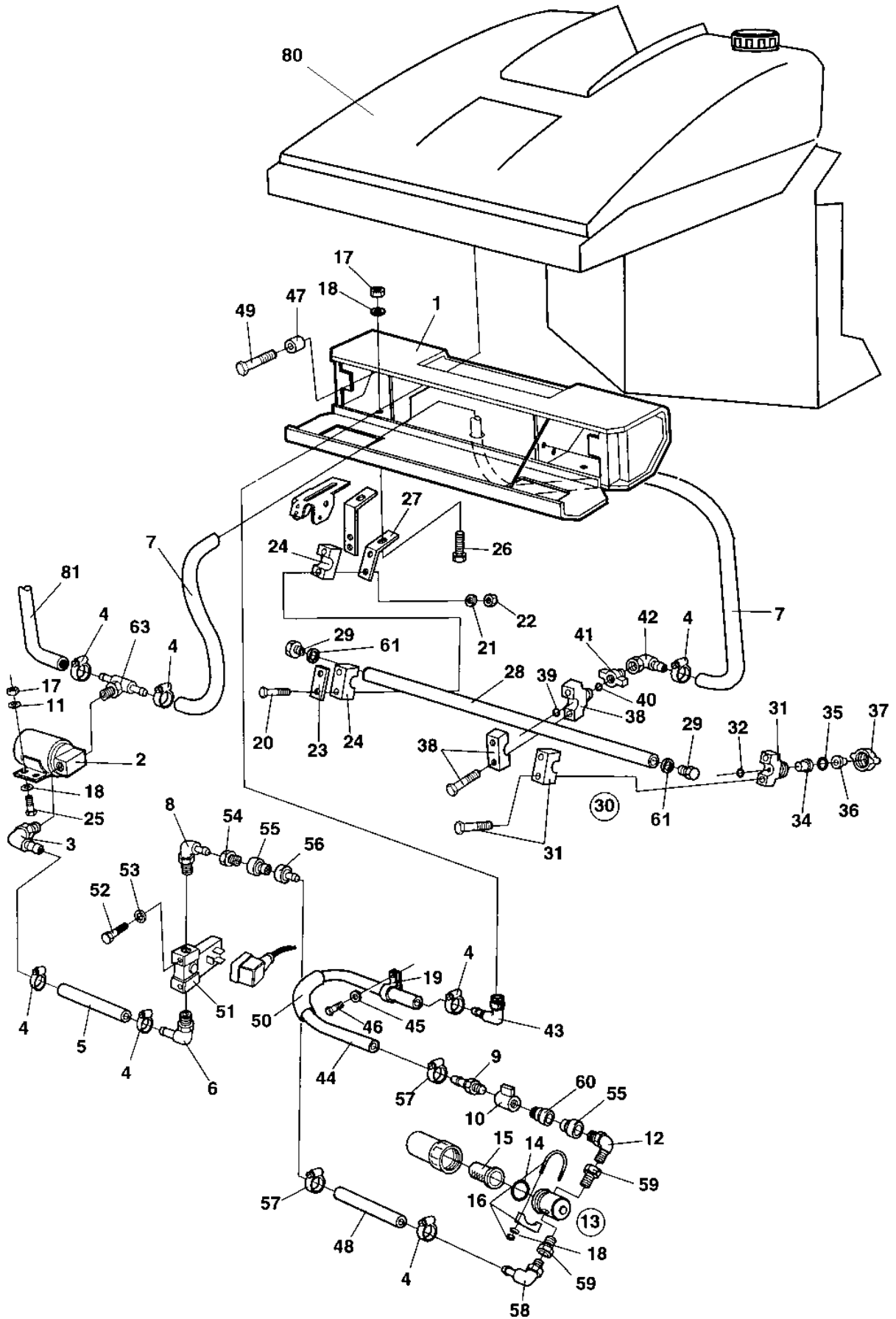


Ref. No.	Part No.	Rem.	Qty	Description	Code
1	376248		1	Sprinkler box	
2	903987	3	1	Sprinkling pump Up to 62110341 (Page 66)	C
	904808		1	Water pump From 62110342 Up to 62110363	
	383697	4	1	Water pump From 62110364	
3	923734		3	Hose connection	
4	313002		10	Hose clamp	
5	901309		1	Valve Up to 62110341	
6	901837		1	Connector Up to 62110341	
7	244054	A	1XL	Hose reinforced 0,65 m	
8	901297		1	Hose connection	
9	924544		1	Hose connection	
10	925599		1	Valve	
12	901298		2	Connector	
13	920775		1	Strainer	
14	921423		1	.Gasket	D
15	901841		1	.Strainer	D
16	923984		2	Clamp	
17	570005		8	Nut M8	
18	904229		8	Washer 8,4x16x1,5	
	904229	1	10	Washer 8,4x16x1,5	
19	921047		1	Clamp	
20	500187		4	Screw	
21	904228		4	Washer 6,4x12x1,5	
22	586002		4	Lock nut M6	
23	923859		2	Cover plate	
24	923876		2	Clamp	
25	500053		4	Screw M8-1,25x20 8,8	
	500053	1	6	Screw M8-1,25x20 8,8	
26	373518	1	2	Bracket	
27	924996	F	1	Hose connection	D
28			1	Sprinkler system Tanks (Page 46)	
29		2	2	Bracket	
30	923683		2	Plug	
31	381886		1	Sprinkler pipe	
	382915	2	1	Sprinkler pipe	
32	903543		7	Sprinkler, cpl	D
	903543	2	7	Sprinkler, cpl	D
33	923680		1	.Nozzle clamp	D
34	923962		1	.O-ring	D
35	903541		1	.Strainer with valve	D
36	903540		1	.Nozzle body Green	D
37	909267		1	.Coupling Green	D
38	904116		1	.Gasket	D
39	903010		1	.Gasket	D
40	901431		1	Hose connection	
41	929419		1	Coupling	
42	923680		1	Nozzle clamp	D
43	923962		1	.O-ring	D
44	901191	H	1XL	Protective hose	
45	904281		1	Washer 5,3x10x1	

- 1) Valid for rollers with spring loaded scrapers (Rosta)
- 2) Valid for rollers with spring loaded scrapers, foldable.
- 3) Replaced as spare part by PN 904808.
- 4) New version with Cannon connection
- A) Total length = 4.5 m
- F) To tank
- H) L=0.64 m

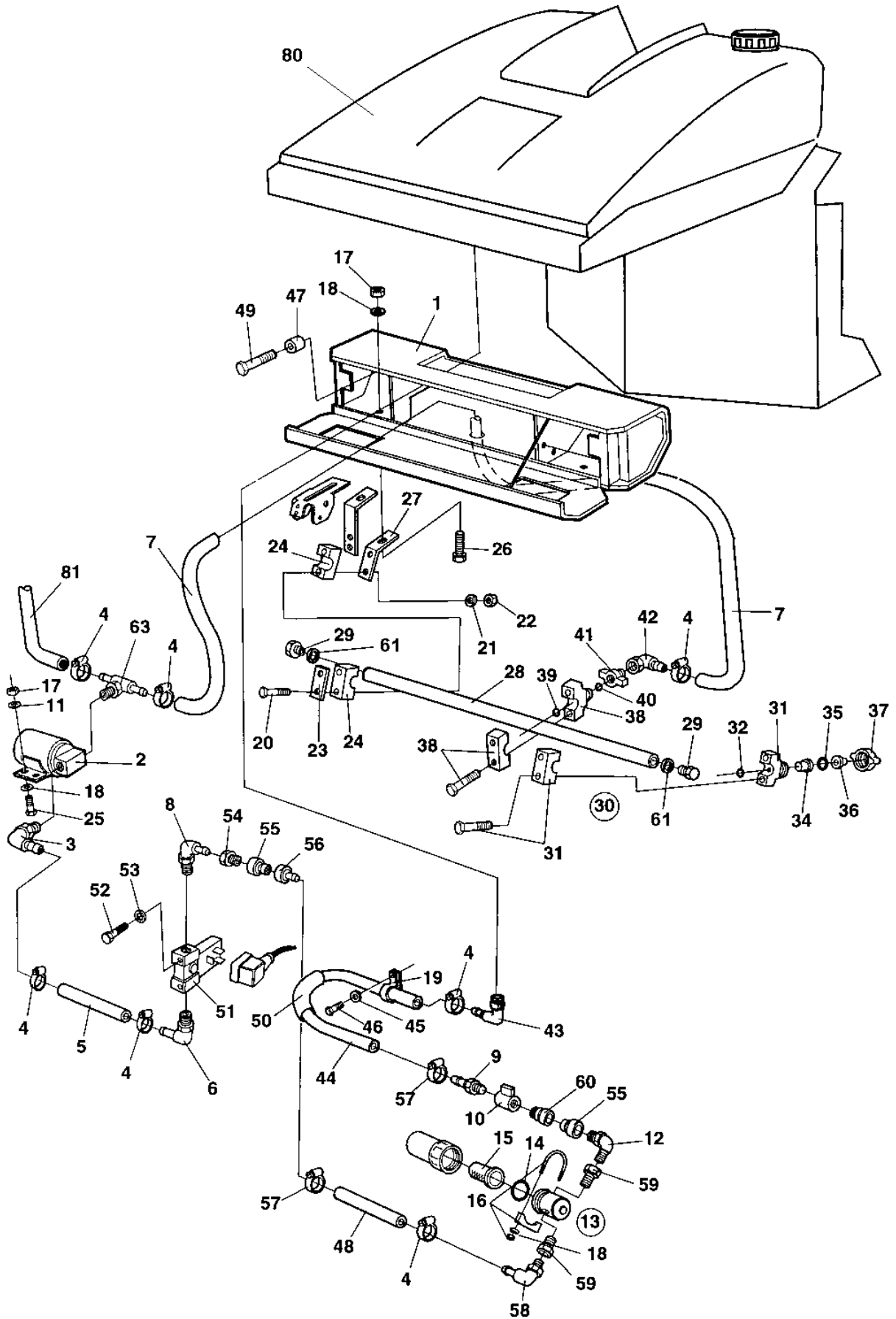


Ref. No.	Part No.	Rem.	Qty	Description	Code
46	500041		1	Screw	
47	359434		8	Spacer sleeve	
48	500031		8	Screw M10-1,5x40 8,8	
49				Not used on this model	
50	570005		2	Nut M8	
51	904229		2	Washer 8,4x16x1,5	
52	904116		1	Gasket	D
53	923735		1	Hose connection	
54	904556		4	Washer 8,4x16x3,0	



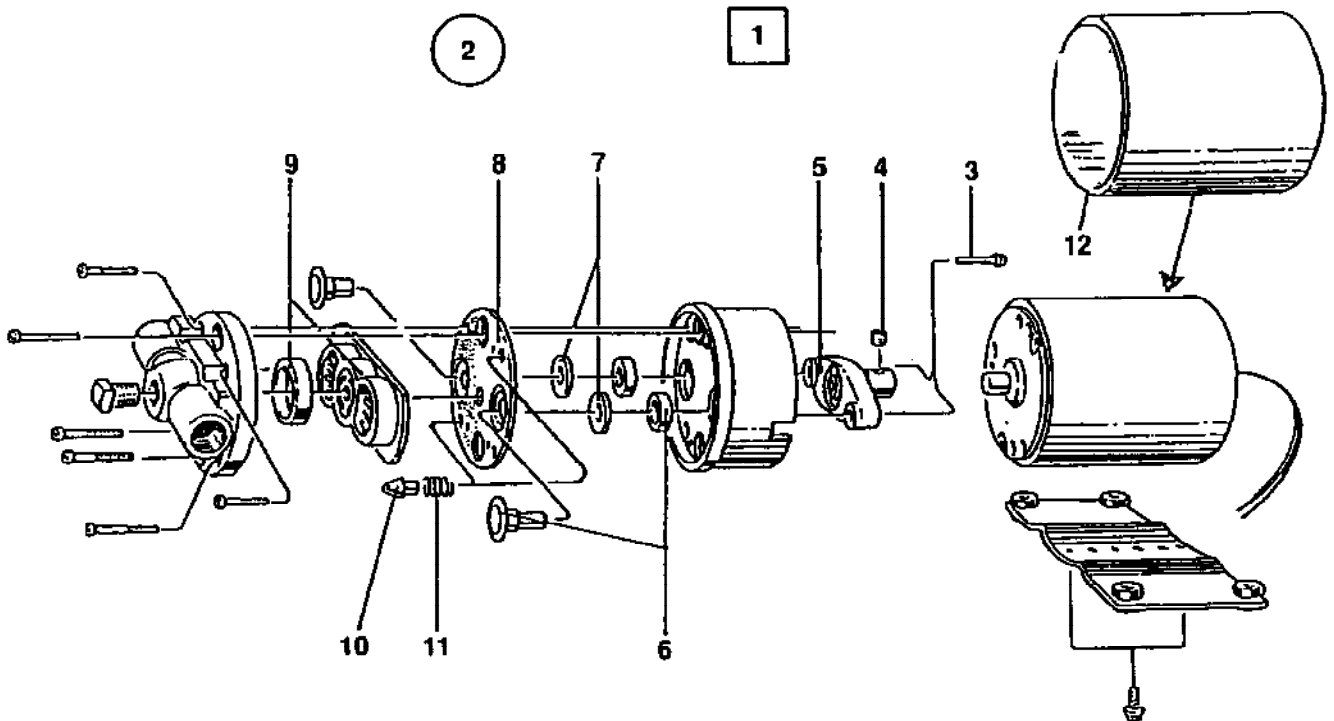
Ref. No.	Part No.	Rem.	Qty	Description	Code
1	382639			Sprinkler box	
2	383697	3	1	Water pump	
3	923734		1	Hose connection	
4	313002		7	Hose clamp	
5	904878	B	1XL	Hose reinforced	
6	901431		1	Hose connection	
7	904878	A	1XL	Hose reinforced	
8	791134		1	Elbow 90	
9	924544		1	Hose connection	
10	925599		1	Valve	
11	904556		4	Washer 8,4x16x3,0	
12	901298		1	Connector	
13	791130		1	Strainer cpl	
14	938307		1	.O-ring	
15	938306		1	.Strainer	
16	313036		1	Clamp	D
17	570005		10	Nut M8	
18	904229		9	Washer 8,4x16x1,5	
19	921047		1	Clamp	
20	500016		4	Screw M6-1,0x55 8,8	
21	904228		4	Washer 6,4x12x1,5	
22	586002		4	Lock nut M6	
23	923859		2	Cover plate	
24	923876		2	Clamp	
25	500053		4	Screw M8-1,25x20 8,8	
26	929191		3	Bolt	
27	384820		2	Bracket	
28	381886		1	Sprinkler pipe	
	382915	1	1	Sprinkler pipe	
29	384775		2	Plug	
30	382586		7	Sprinkler, cpl	D
31	923680		1	.Nozzle clamp	D
32	923962		1	..O-ring	D
34	499444		1	.Strainer	D
35	904116		1	.Gasket	D
36	903540		1	.Nozzle body Green	D
37	923681		1	.Quick coupling, black	D
38	923680		1	Nozzle clamp	D
39	923962		1	.O-ring	D
40	904116		1	Gasket	D
41	929419		1	Coupling	
42	901431		1	Hose connection	
43	924996		1	Hose connection	D
44	904878	D	1XL	Hose reinforced	
45	904281		1	Washer 5,3x10x1	
46	500041		1	Screw	
47	359434		8	Spacer sleeve	
48	904878	E	1XL	Hose reinforced	
49	500031		8	Screw M10-1,5x40 8,8	
50	901191	F	1XL	Protective hose	
51	287713		1	Solenoid valve	

- 1) Valid for rollers with spring loaded scrapers, foldable.
3) New version with Cannon connection
A) L=0,30 m
B) L=0,20 m
D) L=0,65 m
E) L=0,53 m
F) L=0,60 m



Ref. No.	Part No.	Rem.	Qty	Description	Code
52	500002		2	Screw M4-0,7x12H 8.8	
53	904698		2	Washer 4,3x8x0,8	
54	791135		1	Connector	
55	791128		2	Quick coupling	
56	791126		1	Quick coupling	
57	814071		2	Hose clamp	
58	924996		1	Hose connection	D
59	903886		2	Adapter	
60	791125		1	Quick coupling	
61	903769		2	Sealing	
63	903626		1	Connector	
80		H	1	Sprinkling tank, rear	
81		H	1	Plastic hose	

H) See Sprinkler systems, tanks



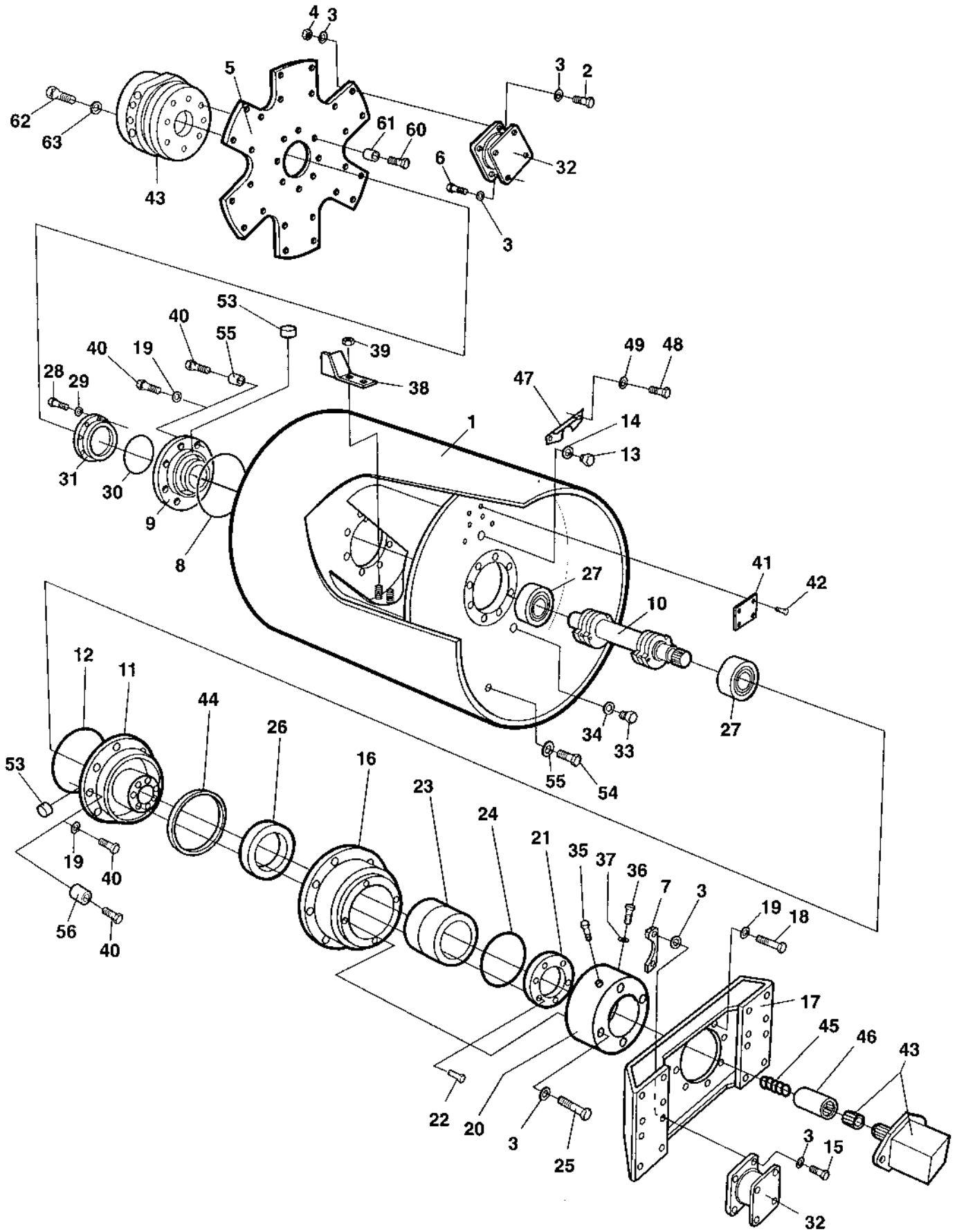
Ref. No.	Part No.	Rem.	Qty	Description	Code
1		A	1	Sprinkling pump	
2	909533		1	.Repair kit	D
3			1	..Screw kit	D
4			1	..Screw	D
5		A	1	..Rotor	D
6			1	..Piston, set	D
7			2	..Wear washer	D
8			1	..Diaphragm	D
9			1	..Check valve	D
10			1	..Poppet	D
11			1	..Spring	D
12				Not used on this model	D
A)	CPL				

Drum

Ref. No.	Part No.	Rem.	Qty	Description	Code
10				Drum (Page 70)	

Drum

15661-3



Drum

Ref. No.	Part No.	Rem.	Qty	Description	Code
				The quantity is valid for one (1) drum	
1	374202		1	Drum	B
2	500195		24	Screw M12-1,75x50 8.8	
3	904231		108	Washer 13x24x2	
4	586019		24	Lock nut M12	
5	359332	1	1	Drive disc Up to 62110396	
	386352		1	Drive disc From 62110397	
6	508084		24	Screw	
7	383436		8	Holder	
8	160344		1	O-ring	D
9	374840		1	Bearing housing	
10	374205		1	Eccentric shaft	
11	374837		1	Bearing housing	
12	160344		1	O-ring	D
13	343744		1	Magnetic plug M30	D
14	162017		1	Seal ring M30	D
15	500195		16	Screw M12-1,75x50 8.8	
16	343318		1	Bearing housing	D
17	372119		1	Holder plate	
18	500076		8	Screw M16x55	
19	600011		16	Washer	
20	359339		1	Connector Up to 62110416	
	384397		1	Connector From 62110417	
21	343462		1	Bearing cover Up to 62110416	
	381028		1	Bearing cover From 62110417	
22	508019		8	Screw M8x25 Up to 62110416	
	791933		8	Screw M8x40 From 62110417	
23	116041		1	Taper roller bearing	D
24	160105		1	O-ring	D
25	500049		4	Screw M12-1,75x60 8.8 Up to 62110416	
	500133		4	Screw M12x70 From 62110417	
26	167023	2	1	Seal ring Up to 62110416	D
	386272		1	Sealing From 62110417	D
27	114060		2	Spherical roller bearing	
28	500028		6	Screw M10-1,5x25 8,8	
29	904230		6	Washer 10,5x22x2	
30	160105		1	O-ring	D
31	343321		1	Bearing cover	
32	450122		10	Shock absorber	B
33	344196		1	Plug M12	D
34	162027		1	Sealing M12	D
35	926736		1	Breather M14	B
36	370231		1	Plug	
37	162018		1	Sealing	D
38		3	N/A	Blade	D
39			12	Nut	D
40	500093		16	Screw M16x40	
	500070		16	Screw M16x50	
41	343801		1	Sign plate	
42	527002		4	Drive screw	
43			N	Hydraulic details	
44	929447		1	V-ring	D
45	349715		1	Spring	
46	370365		1	Splined sleeve Up to 62110416	
	381027		1	Splined sleeve From 62110417	
47	359955		1	Drop plate	

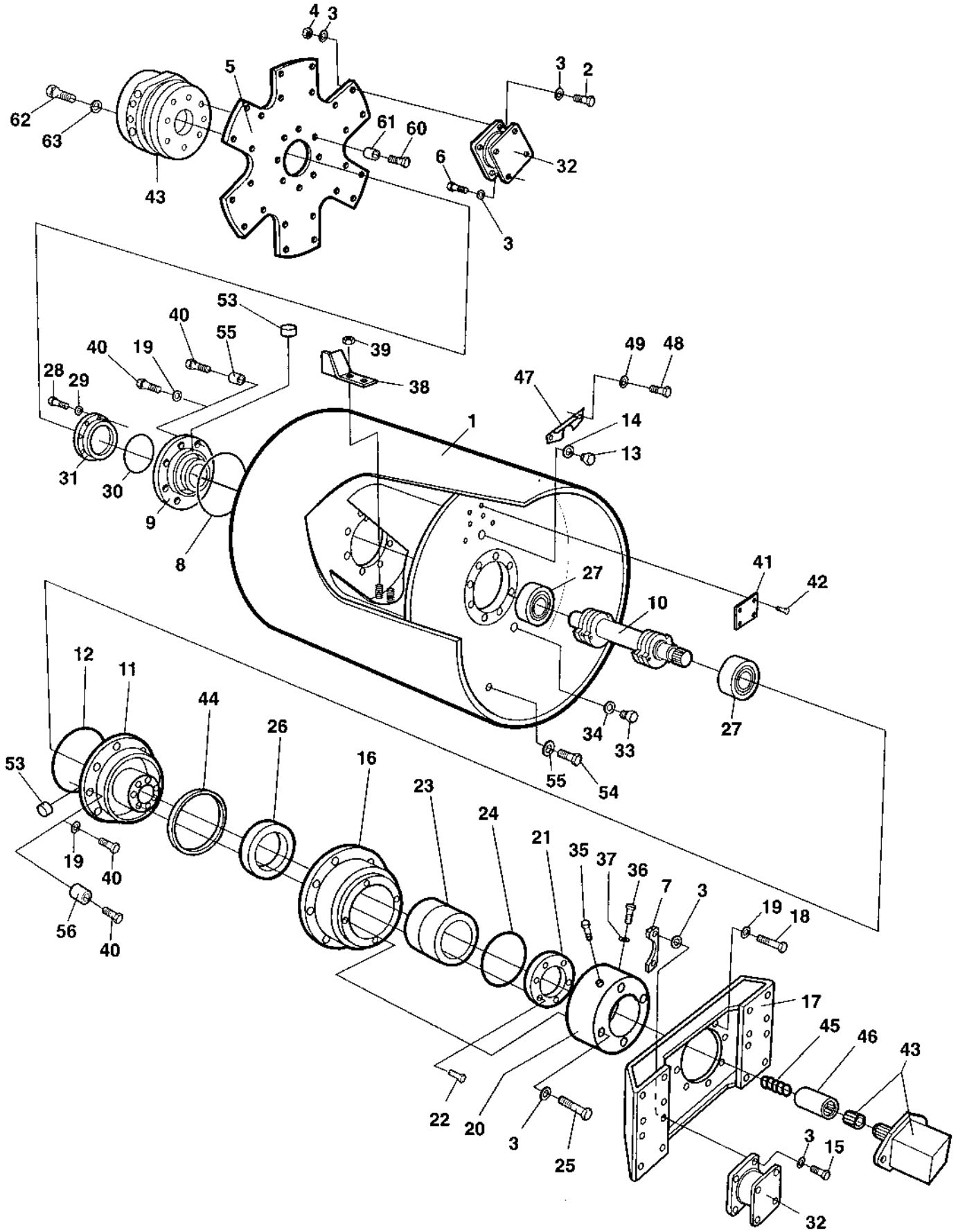
1) Replaced as spare part by PN 386352.

2) Can be replaced by PN 386272.

3) Now welded into drumshell.

Drum

15661-3



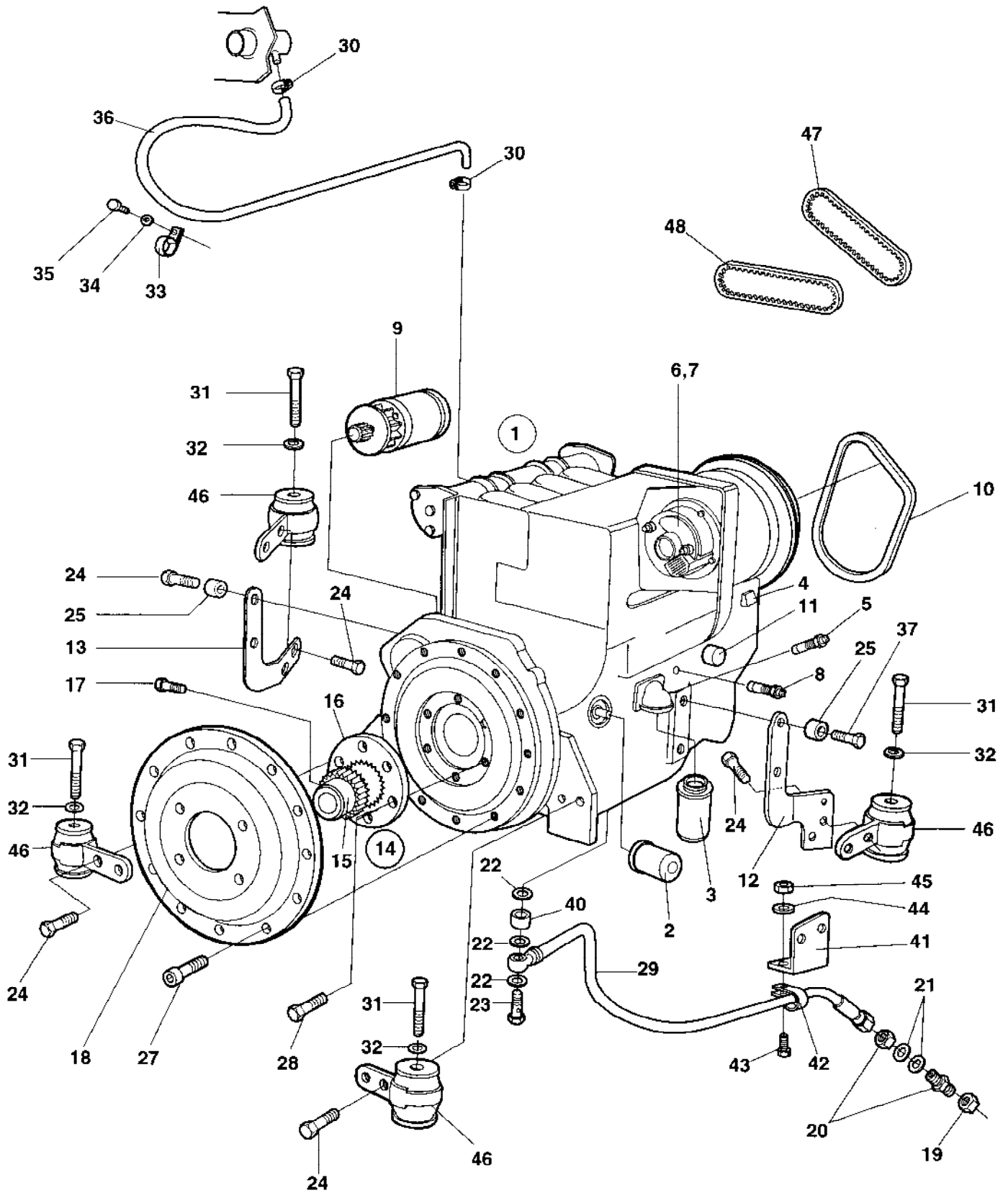
Drum

Ref. No.	Part No.	Rem.	Qty	Description	Code
48	904229		2	Washer 8,4x16x1,5	
49	500019		2	Screw M8-1,25x16 8,8	
53	900775	A	6	Plug	
54				Not used on this model	
55				Not used on this model	
56	371727		16	Sleeve	
60	903546		8	Screw	
61	359578		8	Spacer	
62	928445		4	Screw	
63	903838		4	Washer	

A) Plastic

Engine

Ref. No.	Part No.	Rem.	Qty	Description	Code
10				Diesel engine Deutz BF4L 1011F (Page 76)	
20				Intake system (Page 78)	
30				Fuel system (Page 80)	
40				Exhaust system (Page 82)	



Diesel engine Deutz BF4L 1011F

Ref. No.	Part No.	Rem.	Qty	Description	Code
1	359602		1	Diesel engine	
2	909368		1	.Oil filter	A
3	747487		1	.Fuel filter	A
4	909369		1	.Solenoid	D
5	908295		1	.Oil temp guard	D
6	935662		1	.Alternator	C
7	935663		1	..Charging regulator	D
8	909371		1	.Oil pressure sender	D
9	908299	1	1	.Starter	C
	939098	2	1	.Starter	
10	908300		1	.V-belt	A
11	936147	A	1	.Strainer	A
12	372868	B	1	Engine bracket Up to 62110343	
	382351	B	1	Engine bracket From 62110344	
13	372869	C	1	Engine bracket	
14			1	Coupling	
15	359414		1	.Hub	
16	902843		1	.Flange	D
17	508095		1	.Screw	
18	359403		1	Pump bracket	
19	330383		1	Cap hydraulic	
20	230515		1	Connector	
21	904233		2	Washer 21x36x3	
22	330331		3	Washer 18,2x23,9x1,5	
23	747691		1	Hollow screw	
24	500274		10	Screw	
25	357275		4	Steel tube part	
27	508096		9	Screw M10-1,5x25H 8,8	
28	500021		6	Screw M8-1,25x25 8,8	
29	372791	D	1	Hydraulic hose	
30	313004		2	Hose clamp	
31	500122		4	Screw	
32	904231		4	Washer 13x24x2	
33	921050		1	Clamp	
34	904229		1	Washer 8,4x16x1,5	
35	500019		1	Screw M8-1,25x16 8,8	
36	90407400		1	Hose Up to 62110343	
	904862		1	Hose From 62110344	
37	500050		2	Screw	
40	372588		1	Spacer	
41	372792		1	Bracket	
42	921063		1	Clamp	
43	500040		1	Screw M6-1x20 8,8	
44	570004		1	Nut M6	
45	904228		1	Washer 6,4x12x1,5	
46	903320	G	4	Shock absorber	D
47	935339	G,H	1	Toothed belt kit	B
48	902559	G	1	Toothed belt	B

1) Valid for engines up to SN 608696.

2) Valid for engines from SN 608697.

A) Fuel lift pump

B) Front

C) Rear

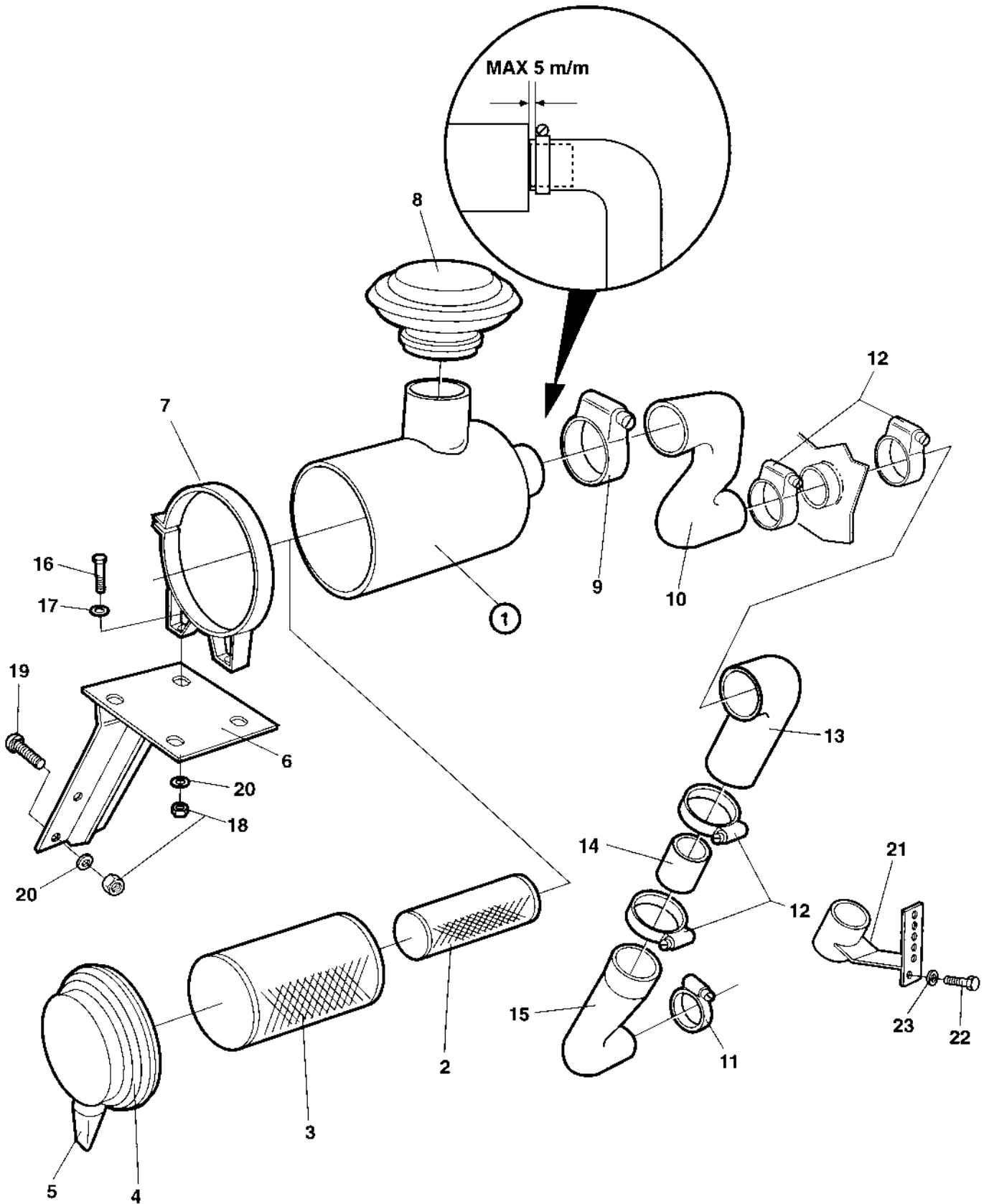
D) Engine oil drain

G) Included in item 1

H) Belt and roller

Intake system

17154

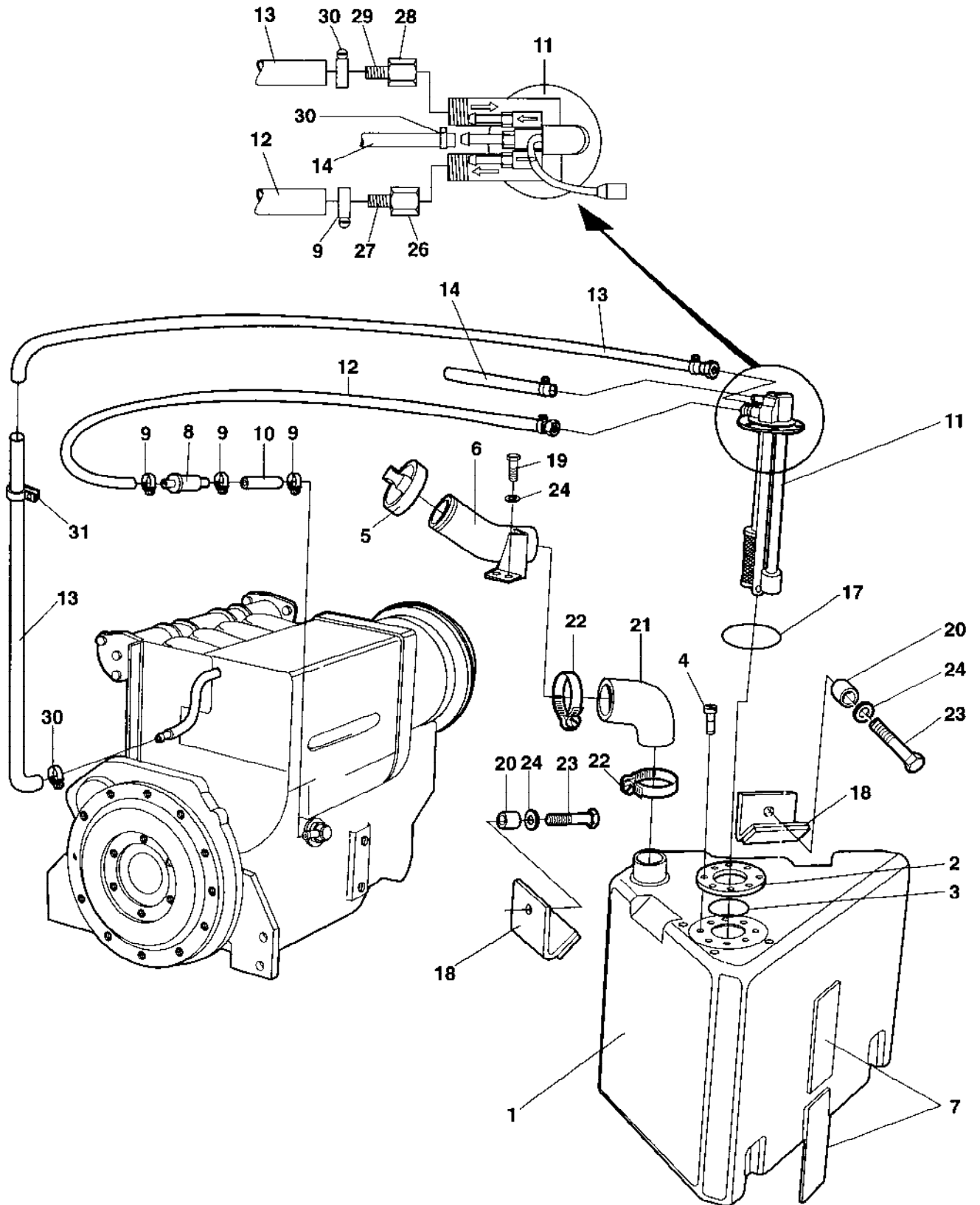


Intake system

Ref. No.	Part No.	Rem.	Qty	Description	Code
1	370878		1	Air cleaner	
2	908401		1	.Safety filter	A
3	908400		1	.Main filter	A
4	908452		1	.Cover	
5	908399		1	.Vacuator valve	D
6	373890		1	Bracket	
7	813791		2	Mounting band	
8	499266		1	Protection cover	
9	904060		1	Hose clamp	
10	373523		1	Hose	
11	904104		1	Clamp	
12	904059		4	Hose clamp	
13	359994		1	Rubber hose	
14	370002		1	Tube Up to 62110343	
15	359502		1	Rubber hose	
16	500029		4	Screw M10-1,5x30 8,8	
17	904637		4	Washer 10x18x2	
18	586018		8	Lock nut M10	
19	903744		4	Screw	
20	904557		8	Washer 10,5x22x4	
21	382118		1	Hose holder From 62110344	
22	500053		1	Screw M8-1,25x20 8,8	
23	904556		1	Washer 8,4x16x3,0	

Fuel system

16905



Fuel system

Ref. No.	Part No.	Rem.	Qty	Description	Code
1	359522		1	Fuel tank	
2	359621	1	1	Flange 3 mm Up to 62110333	
	380447		1	Flange 2 mm From 62110334	
3	160058		1	O-ring	D
4	533038		8	Screw	
5	373304		1	Cap	D
	902866		1	.Key Marked "455"	D
6	373302	D	1	Filling pipe	
7	357459		11	Rubber cloth	
8	929322		1	Fuel strainer	A
9	313001		4	Hose clamp	
10	904985	E	1XL	Fuel hose	D
11	359485		1	Level sender Up to 62110341	D
	382023		1	Level sender From 62110342	D
12	904985	F	1XL	Fuel hose	D
13	904983	G	1XL	Fuel hose	
14	371254	H	1	Plastic hose	
17	903712	2	1	O-ring	D
	904707	3	1	O-ring	D
18	359618		2	Holder	
19	500048		2	Screw M10-1,5x20 8,8	
20	359434		2	Spacer sleeve	
21	359390		1	Rubber hose	
22	313038		2	Hose clamp	
23	500030		2	Screw M10-1,5x35H 8,8	
24	904230		4	Washer 10,5x22x2	
25	925802	N		Cable ties L=142 mm	
26	903685		1	Hose connection socket	
27	903683		1	Hose connection	
28	903684		1	Hose connection socket	
29	903682		1	Hose connection	
30	313001		3	Hose clamp	
31	921080		1	Clamp	

1) Included in Fuel tank up to SN.

2) Used when the flange is 3 mm.

3) Used when the flange is 2 mm.

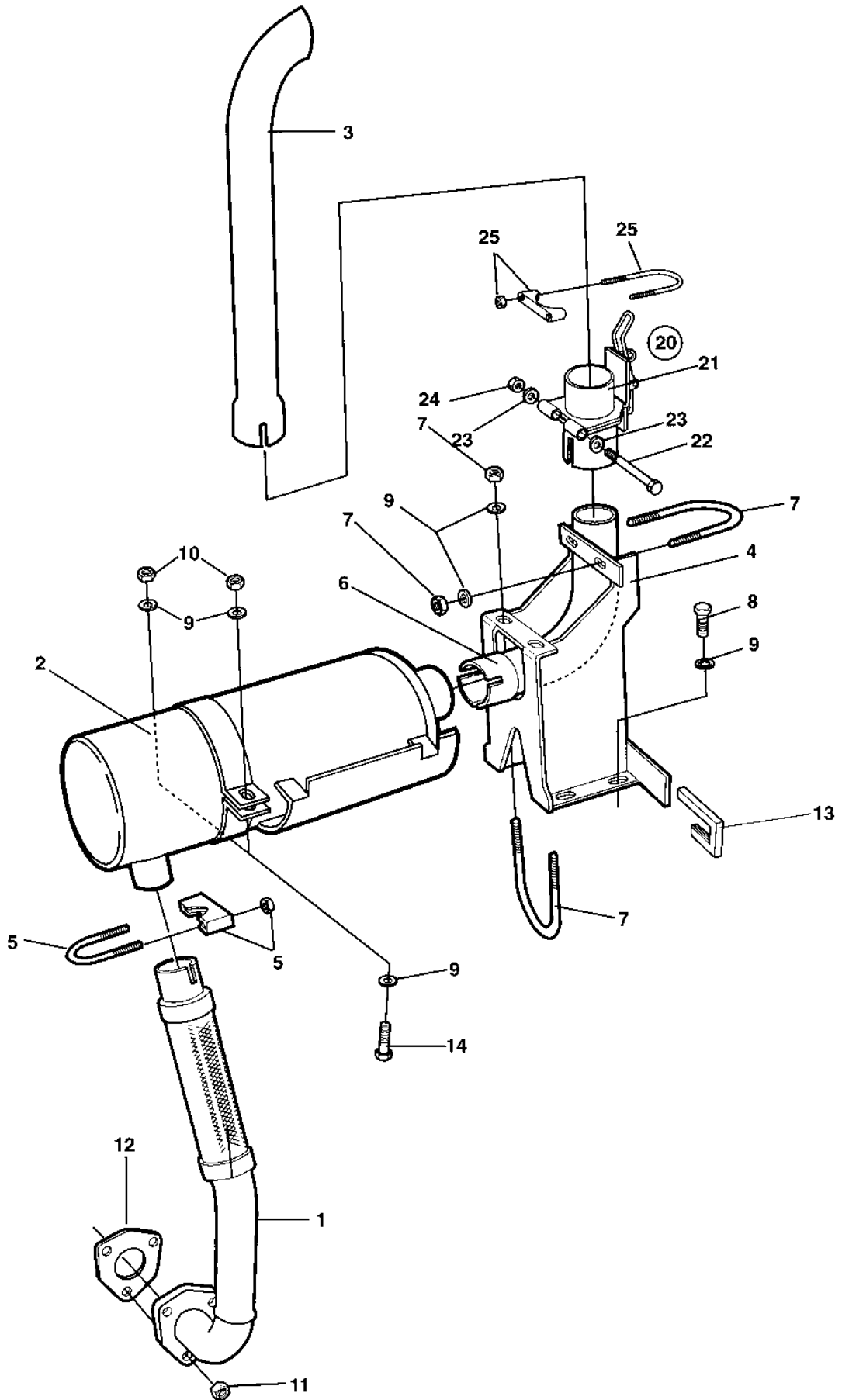
D) Low

E) L=0.05 m

F) L=1.55 m, suction

G) L=1.70 m, return

H) L=0.45 m, breather



Exhaust system

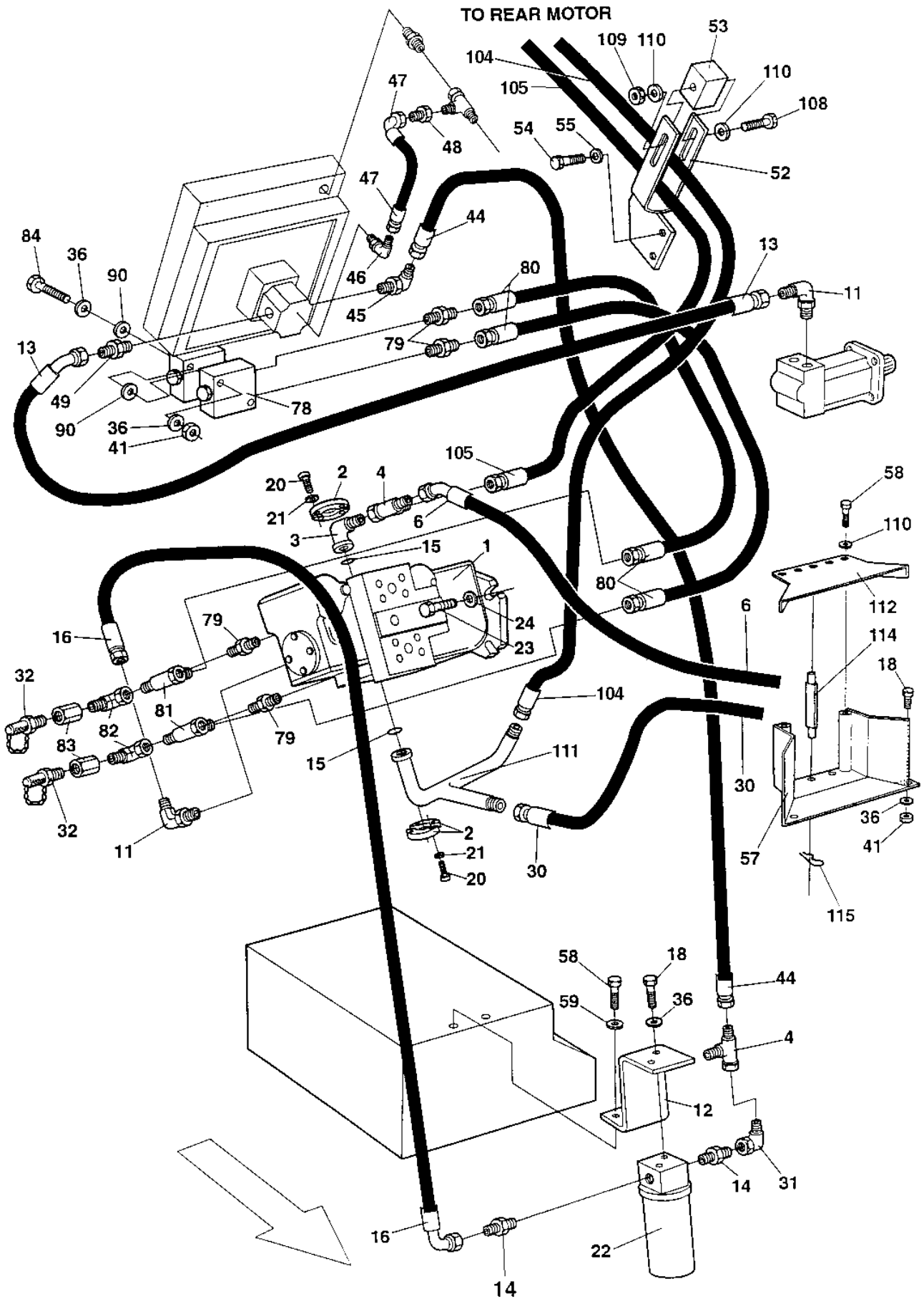
Ref. No.	Part No.	Rem.	Qty	Description	Code
1	359497		1	Exhaust pipe	D
2	370765		1	Muffler	D
3	370491		1	Exhaust pipe	
4	359490		1	Bracket	
5	313036		1	Clamp	D
6	370618		1	Exhaust pipe	D
7	313094		2	Pipe clamp	
8	500053		4	Screw M8-1,25x20 8,8	
9	904556		12	Washer 8,4x16x3,0	
10	586003		2	Lock nut M8	
11	570005		3	Nut M8	
12	359500		1	Gasket	D
13	902166	A	1XL	Edge trim	
14	500022		2	Screw M8-1,25x30 8,8	
20	373694	B	1	Hinged exhaust pipe, cpl	
21			1	.Hinged exhaust pipe	
22	500267		1	.Screw	
23	904231		2	.Washer 13x24x2	
24	586019		1	.Lock nut M12	
25	313094		1	Pipe clamp	

A) L=750 mm

B) Option

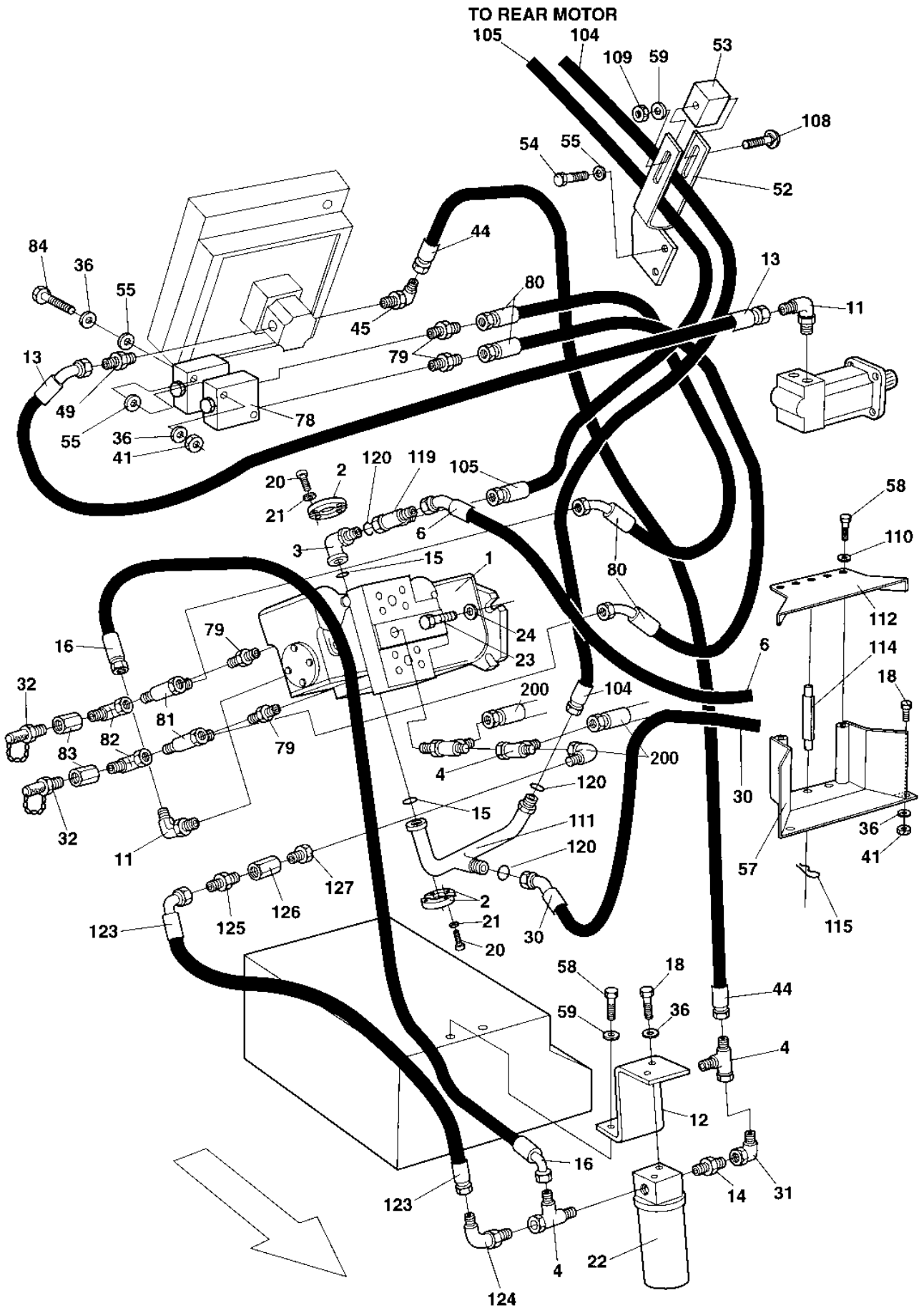
Hydraulic system

Ref. No.	Part No.	Rem.	Qty	Description	Code
200				Propulsion system Pump Up to 62110332 (Page 86)	
201				Propulsion system Pump From 62110333 Up to 62110343 (Page 88)	
202				Propulsion system Pump From 62110344 (Page 92)	
206				Propulsion system Motors Up to 62110336 (Page 96)	
207				Propulsion system Motors From 62110337 (Page 98)	
240	371089		1	Hydraulic pump Propulsion and vibration Up to 62110326 (Page 100)	
	376374		1	Hydraulic pump Propulsion and vibration From 62110327 (Page 112)	C
249				Hydraulic motors Propulsion (Page 122)	
250	358999		1	Hydraulic motor Propulsion Up to 62110340 (Page 124)	C
255	359000		1	Hydraulic motor Propulsion Up to 62110340 (Page 126)	C
280				Shut-off valve For towing, option (Page 128)	
400				Vibration system Pump Up to 62110326 (Page 130)	
401				Vibration system Pump From 62110327 Up to 62110336 (Page 132)	
402				Vibration system Pump From 62110337 (Page 134)	
406				Vibration system Motors (Page 136)	
460	359140			Valve Vibration (Page 138)	C
480	374494			Oil cooler cpl (Page 140)	C
600				Steering system (Page 142)	
620	374027		1	Hydraulic pump Steering (Page 146)	C
640	359139			Pilot valve (Page 148)	C
650	375031			Hydraulic cylinder (Page 150)	C
670				Offset drum Option Up to 62110343 (Page 152)	
				Offset drum Option From 62110344 (Page 154)	
672				Valve Offset drum Up to 62110343 (Page 156)	
	380780		1	Control valve, cpl Offset drum From 62110344 (Page 158)	
675	373403			Cylinder Offset drum (Page 160)	C
800				Brake system (Page 162)	



Ref. No.	Part No.	Rem.	Qty	Description	Code
1	371089		1	Hydraulic pump Propulsion and vibration Up to 62110326 (Page 100)	
	376374		1	Hydraulic pump Propulsion and vibration From 62110327 (Page 112)	C
2	929226		4	Flange half	
3	900455		1	Flange adapter	
4	234243		2	T-connector	
6	482909		1	Hydraulic hose	
11	334604		2	Connector	
12	359557		1	Holder plate	
13	483124		1	Hydraulic hose	
14	334468		2	Adapter	
15	904004		2	O-ring	D
16	483071		1	Hydraulic hose	
18	500028		4	Screw M10-1,5x25 8,8	
20	502037		8	Screw	
21	904637		8	Washer 10x18x2	
22			1	Hydraulic oil filter	
	359551		1	.Filter head	
	372229	A	1	.Filter element Hydraulic	A
	359552	B	1	Filter element Hydraulic, maximum 50 hours	
23	500194		4	Screw M12x40	
24	904213		4	Washer 13x30x4	
30	482914		1	Hydraulic hose	D
31	334155		1	Connector	
32	910161		2	Measuring nipple	D
36	904230		10	Washer 10,5x22x2	
41	570006		4	Nut M10	
44	482955		1	Hydraulic hose	
45	334237		1	Adapter	
46	334563		1	Adapter Up to 62110326	
47	381011706		1	Hydraulic hose Up to 62110326	
48	929122		1	Reducing Up to 62110326	
49	904110		1	Connector	
52	372911		1	Hose clamp	
53	372912		1	Hose clamp	
54	500029		4	Screw M10-1,5x30 8,8	
55	603006		2	Washer	
57	374163		1	Hose clamp	
58	500021		4	Screw M8-1,25x25 8,8	
59	603019		2	Washer	
78	378354		1	Flushing valve	
	160188	C	5	.O-ring	
79	234233		4	Adapter	
80	483060		2	Hydraulic hose	
81	334234		2	Tee-connector	
82	334524		2	Connector	
83	433830401		2	Connector	
84	500077		2	Screw	
90	603023		4	Washer M10	
104	483238		1	Hydraulic hose	D
105	482913		1	Hydraulic hose	
108	903989		1	Bolt	
109	570005		1	Nut M8	
110	904229		4	Washer 8,4x16x1,5	
111	371964		1	Connector	
112	374165		1	Cover	
114	374200		3	Spacer	
115	924585		3	Cotter pin	

- A) Replacement
- B) Cleaning
- C) For plugs

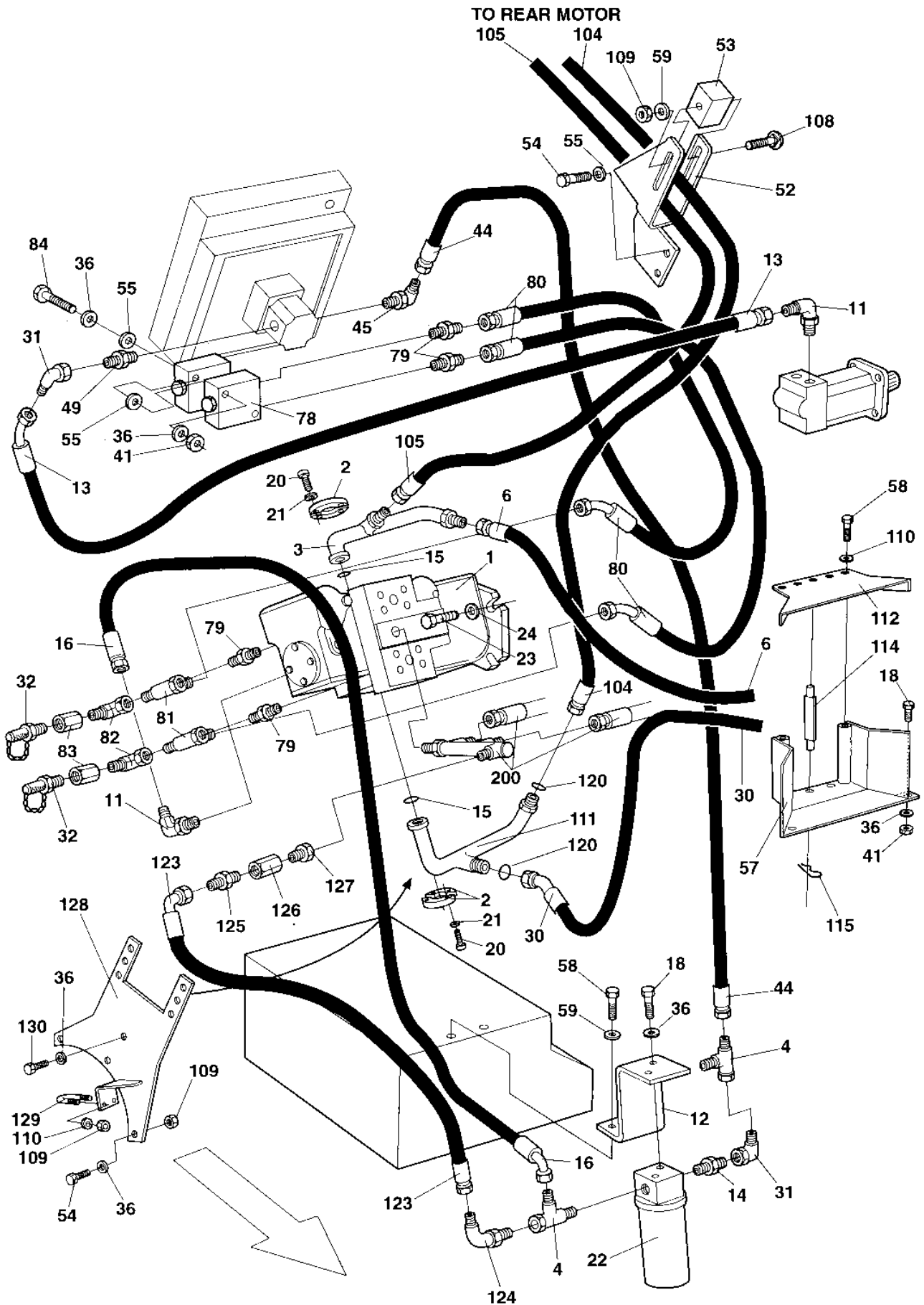


Ref. No.	Part No.	Rem.	Qty	Description	Code
1	376374		1	Hydraulic pump Propulsion and vibration (Page 112)	C
2	929226		4	Flange half	
3	900455		1	Flange adapter Up to 62110336	
	904614		1	Flange adapter From 62110337	
4	234243		3	T-connector	
6	482909		1	Hydraulic hose Up to 62110336	
	483370		1	Hydraulic hose From 62110337	D
11	334604		2	Connector	
12	359557		1	Holder plate	
13	483124		1	Hydraulic hose	
14	334468		1	Adapter	
15	904004		2	O-ring	D
16	483071		1	Hydraulic hose	
18	500028		4	Screw M10-1,5x25 8,8	
20	502037		8	Screw	
21	904637		8	Washer 10x18x2	
22			1	Hydraulic oil filter	
	359551		1	.Filter head	
	372229	A	1	.Filter element Hydraulic	A
	359552	B	1	Filter element Hydraulic, maximum 50 hours	
23	500194		4	Screw M12x40	
24	904213		4	Washer 13x30x4	
30	482914		1	Hydraulic hose Up to 62110336	D
	483322		1	Hydraulic hose From 62110337	D
31	334155		1	Connector	
32	910161		2	Measuring nipple	D
36	904230		10	Washer 10,5x22x2	
41	570006		4	Nut M10	
44	482955		1	Hydraulic hose	
45	334237		1	Adapter	
49	904110		1	Connector	
52	372911		1	Hose clamp	
53	372912		1	Hose clamp	
54	500029		4	Screw M10-1,5x30 8,8	
55	904557		6	Washer 10,5x22x4	
57	374163		1	Hose clamp	
58	500021		4	Screw M8-1,25x25 8,8	
59	904640		3	Washer 8,4x22x3	
78	378354		1	Flushing valve	
	160188	C	5	.O-ring	
79	234233		4	Adapter	
80	483060		2	Hydraulic hose	
81	334234		2	Tee-connector	
82	334524		2	Connector	
83	433830401		2	Connector	
84	500077		2	Screw	
104	483238		1	Hydraulic hose Up to 62110336	D
	483372		1	Hydraulic hose From 62110337	D
105	482913		1	Hydraulic hose Up to 62110336	
	483371		1	Hydraulic hose From 62110337	D
108	903989		1	Bolt	
109	570005		1	Nut M8	
110	904229		2	Washer 8,4x16x1,5	
111	371964		1	Connector Up to 62110336	
	375272		1	Connector From 62110337	
112	374165		1	Cover	
114	374200		3	Spacer	
115	924585		3	Cotter pin	

- A) Replacement
- B) Cleaning
- C) For plugs

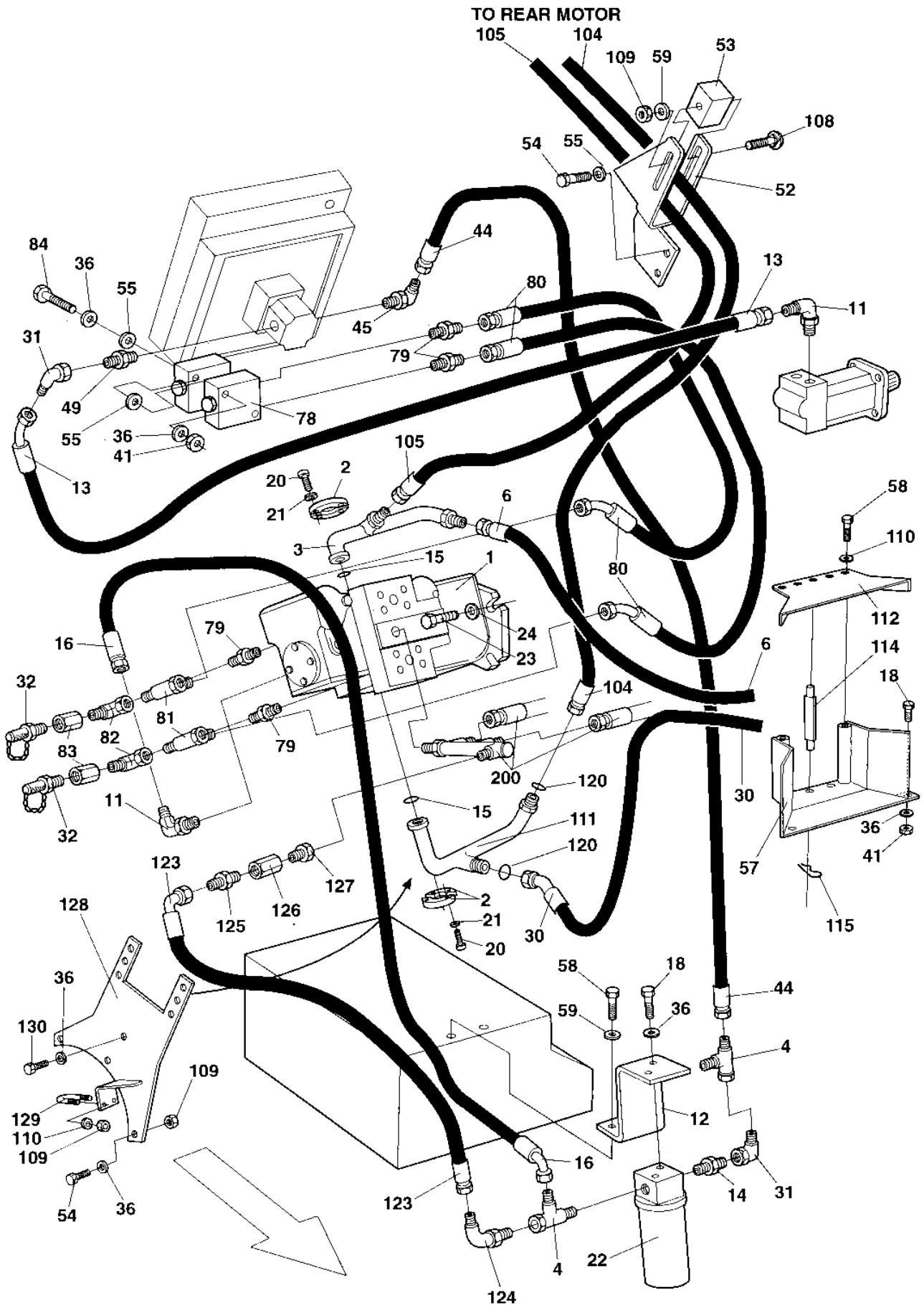
Propulsion system Pump

Ref. No.	Part No.	Rem.	Qty	Description	Code
119	234243		1	T-connector Up to 62110336	
	904496		1	Connector From 62110337	
120	904010		3	O-ring From 62110337	
123	482182		1	Hydraulic hose	D
124	234810		1	Elbow 90, O-ring	
125	334156		1	Adapter	
126	903774		1	Check valve	
127	330438		1	Straight connector	
200			0	Existing parts	



Ref. No.	Part No.	Rem.	Qty	Description	Code
1	376374		1	Hydraulic pump Propulsion and vibration (Page 112)	C
2	929226		4	Flange half	
3	382113		1	Connector	
4	234243		2	T-connector	
6	483486		1	Hydraulic hose	D
11	334604		2	Connector	
12	359557		1	Holder plate	
13	483493		1	Hydraulic hose	
14	334468		1	Adapter	
15	904004		2	O-ring	D
16	483071		1	Hydraulic hose	
18	500028		4	Screw M10-1,5x25 8,8	
20	502037		8	Screw	
21	904637		8	Washer 10x18x2	
22			1	Hydraulic oil filter	
	359551		1	.Filter head	
	372229	A	1	.Filter element Hydraulic	A
	359552	B	1	Filter element Hydraulic, maximum 50 hours	
23	500194		4	Screw M12x40	
24	904213		4	Washer 13x30x4	
30	483322		1	Hydraulic hose	D
31	334155		1	Connector	
32	910161		2	Measuring nipple	D
36	904230		14	Washer 10,5x22x2	
41	570006		4	Nut M10	
44	482955		1	Hydraulic hose	
45	334237		1	Adapter	
49	904110		1	Connector	
52	382232		1	Hose clamp	
53	372912		1	Hose clamp	
54	500029		7	Screw M10-1,5x30 8,8	
55	904557		6	Washer 10,5x22x4	
57	374163		1	Hose clamp	
58	500021		4	Screw M8-1,25x25 8,8	
59	904640		3	Washer 8,4x22x3	
78	378354		1	Flushing valve	
	160188	C	5	.O-ring	
79	234233		4	Adapter	
80	483484		2	Hydraulic hose	
81	334234		2	Tee-connector	
82	334524		2	Connector	
83	433830401		2	Connector	
84	500077		2	Screw	
104	483372		1	Hydraulic hose	D
105	382153		1	Hydraulic hose	D
108	903989		1	Bolt	
109	570005		3	Nut M8	
110	904229		4	Washer 8,4x16x1,5	
111	375272		1	Connector	
112	374165		1	Cover	
114	374200		3	Spacer	
115	924585		3	Cotter pin	
120	904010		2	O-ring	
123	482182		1	Hydraulic hose	D
124	234810		1	Elbow 90, O-ring	
125	334156		1	Adapter	
126	903774		1	Check valve	
127	330438		1	Straight connector	

- A) Replacement
- B) Cleaning
- C) For plugs



Propulsion system Pump

Ref. No.	Part No.	Rem.	Qty	Description	Code
128	382057		1	Bracket	
129	904845		1	U-bolt	
130	500091		1	Screw M10-1,5x50 8,8	
200			0	Existing parts	

Propulsion system Motors

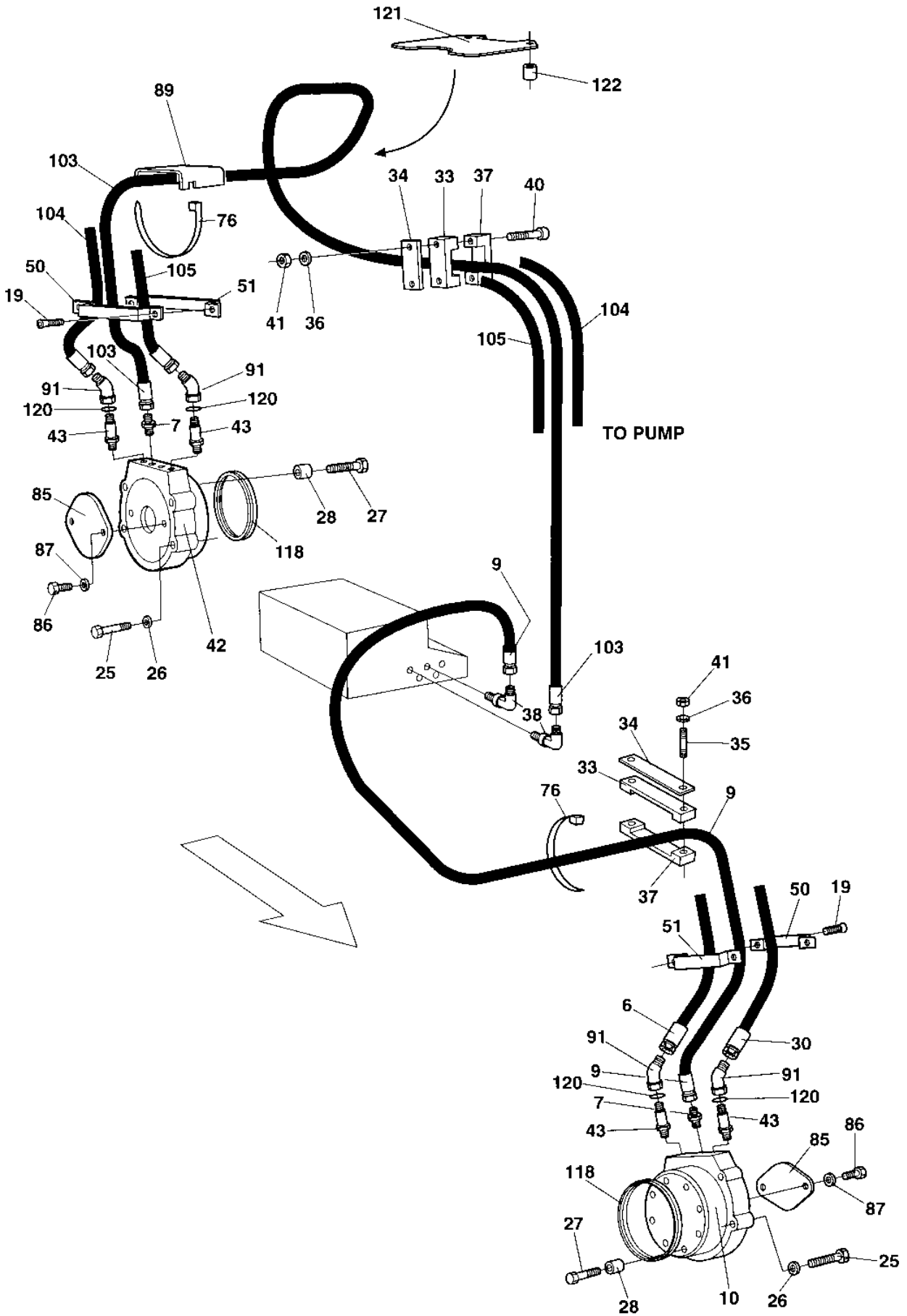
Ref. No.	Part No.	Rem.	Qty	Description	Code
6		1	1	Hydraulic hose	
7	901155		2	Connector	
9	483237		1	Hydraulic hose	D
10	358999		1	Hydraulic motor Propulsion (Page 124)	C
19	513014		4	Screw	
25		2		Screw	
26		2		Washer	
27		2		Screw	
28		2		Spacer	
30		1	1	Hydraulic hose	
33	343872		3	Hose clamp	D
34	335914		3	Cover plate	
35	904056		4	Stud	
36	904230		6	Washer 10,5x22x2	
37	343732		3	Hose clamp	
38	801198		2	Elbow 90	
40	903524		2	Bolt	
41	570006		6	Nut M10	
42	359000		1	Hydraulic motor Propulsion (Page 126)	C
43	904049		4	Connector	
50	359725		2	Hose clamp	
51	359559		2	Hose clamp	
70	359564	A	N	Hose clamp	
75	359567	B	N	Hose clamp	
76	313102		N	Cable ties	
85	370434		2	Cover plate	
86	500163		4	Screw M12x16	
87	904231		4	Washer 13x24x2	
89	370641		2	Hose shields	
91	334248		4	Elbow 45	
103	483239		1	Hydraulic hose	D
104		1	1	Hydraulic hose	D
105		1	1	Hydraulic hose	D

1) See section " Propulsion system, pump "

2) See section " Drum "

A) 130x30 mm

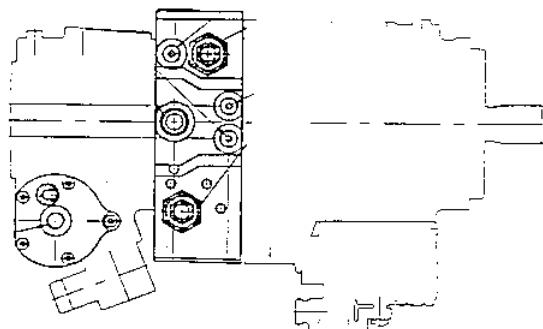
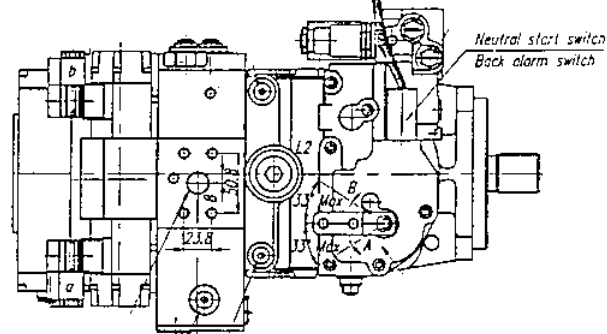
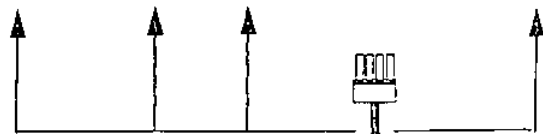
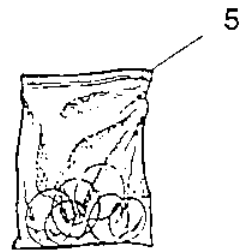
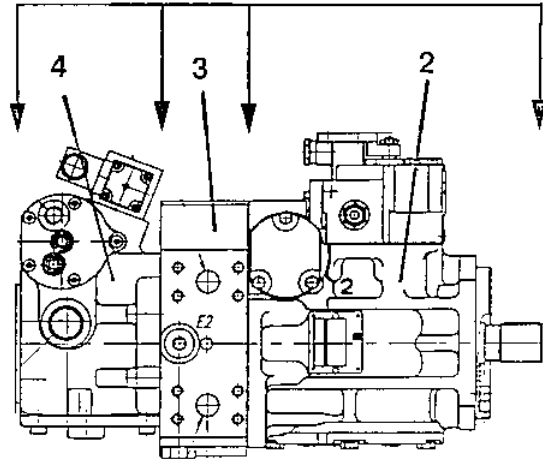
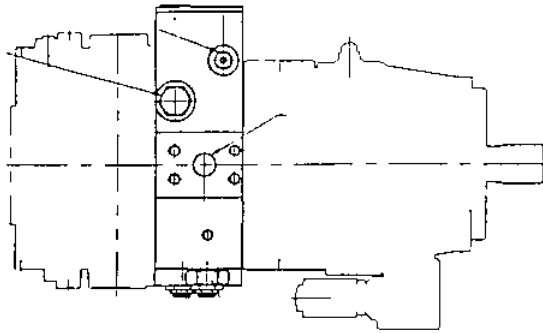
B) 100x30 mm



Propulsion system Motors

Ref. No.	Part No.	Rem.	Qty	Description	Code
6		1	1	Hydraulic hose	D
7	901155		2	Connector	
9	483237		1	Hydraulic hose	D
10	358999		1	Hydraulic motor Propulsion Up to 62110340 (Page 124)	C
	375562		1	Hydraulic motor Propulsion From 62110341	
	938080	4	1	Seal kit	
19	513014		4	Screw	
25		2		Screw	
26		2		Washer	
27		2		Screw	
28		2		Spacer	
30		1	1	Hydraulic hose	
33	343872		3	Hose clamp	D
34	335914		3	Cover plate	
35	904056		4	Stud	
36	904230		6	Washer 10,5x22x2	
37	343732		3	Hose clamp	
38	801198		2	Elbow 90	
40	903524		2	Bolt	
41	570006		6	Nut M10	
42	359000		1	Hydraulic motor Propulsion Up to 62110340 (Page 126)	C
	375563		1	Hydraulic motor Propulsion From 62110341	
	938080	4	1	Seal kit	
43	375276		4	Connector	
50	359725		2	Hose clamp	
51	359559		2	Hose clamp	
76	313102		N	Cable ties	
85	370434		2	Cover plate Up to 62110340	
		3	2	Cover plate From 62110341	
86	500163		4	Screw M12x16 Up to 62110340	
87	904231		4	Washer 13x24x2 Up to 62110340	
89	370641		2	Hose shields	
91	904586		4	Adapter	
103	483239		1	Hydraulic hose	D
104		1	1	Hydraulic hose	D
105		1	1	Hydraulic hose	D
118	901301		2	Seal ring	D
120	904010		4	O-ring	
121	376452		1	Protector	
122	358230		2	Spacer sleeve	

- 1) See section " Propulsion system, pump "
- 2) See section " Drum "
- 3) Included on hydraulic motors 375562 and 375563
- 4) For hydraulic motors 375562 and 375563 up to motor SN SH0343.

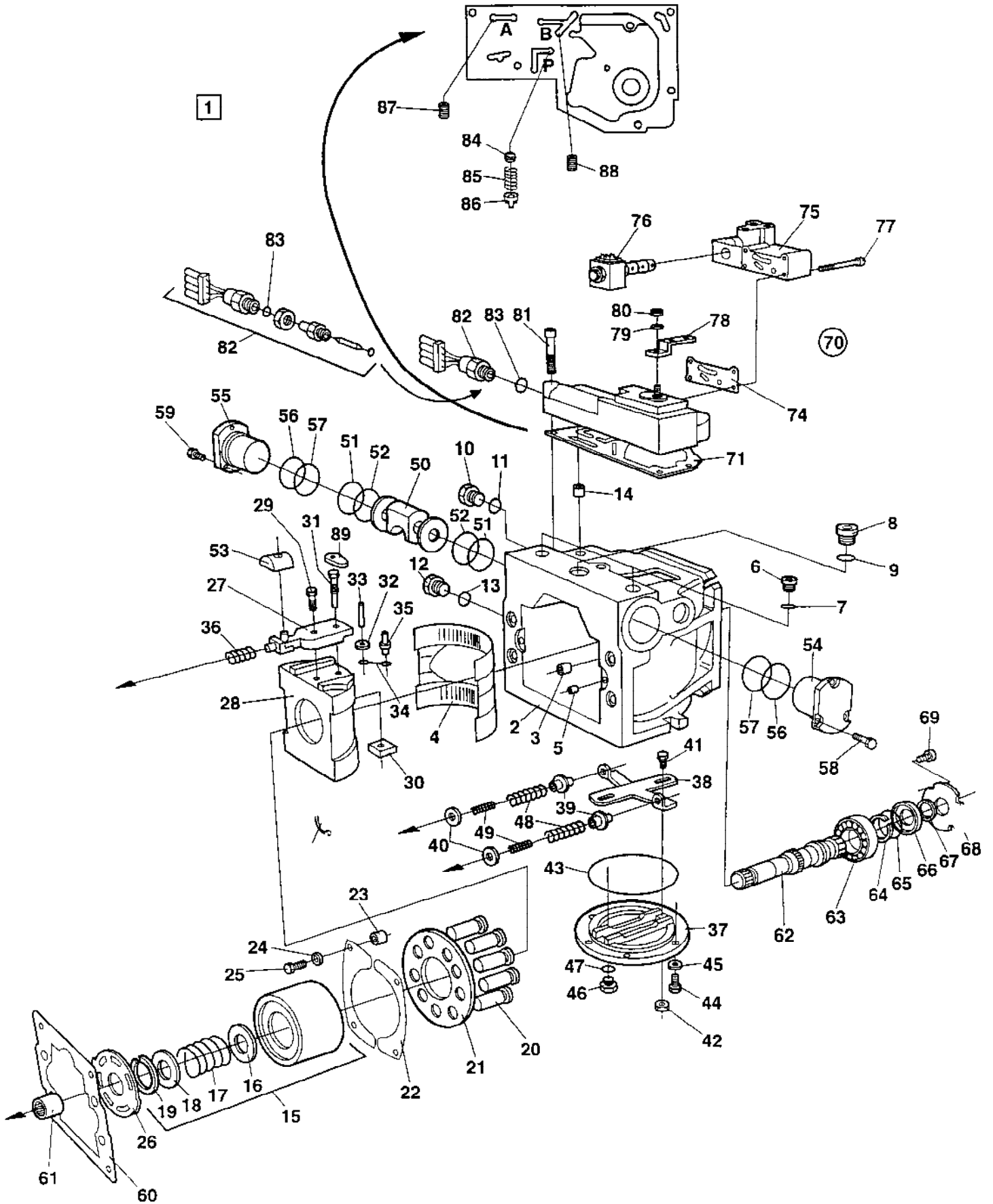


371089 Hydraulic pump Propulsion and vibration

Ref. No.	Part No.	Rem.	Qty	Description	Code
1			1	Hydraulic pump, Cpl Propulsion and Vibration	
2			1	.Hydraulic pump Propulsion pump (Page 102)	
3			1	.Valve block Middle part (Page 106)	
4			1	.Hydraulic pump Vibration pump (Page 108)	
5	908454		1	.Gasket kit	D

Hydraulic pump Propulsion pump

15821-1



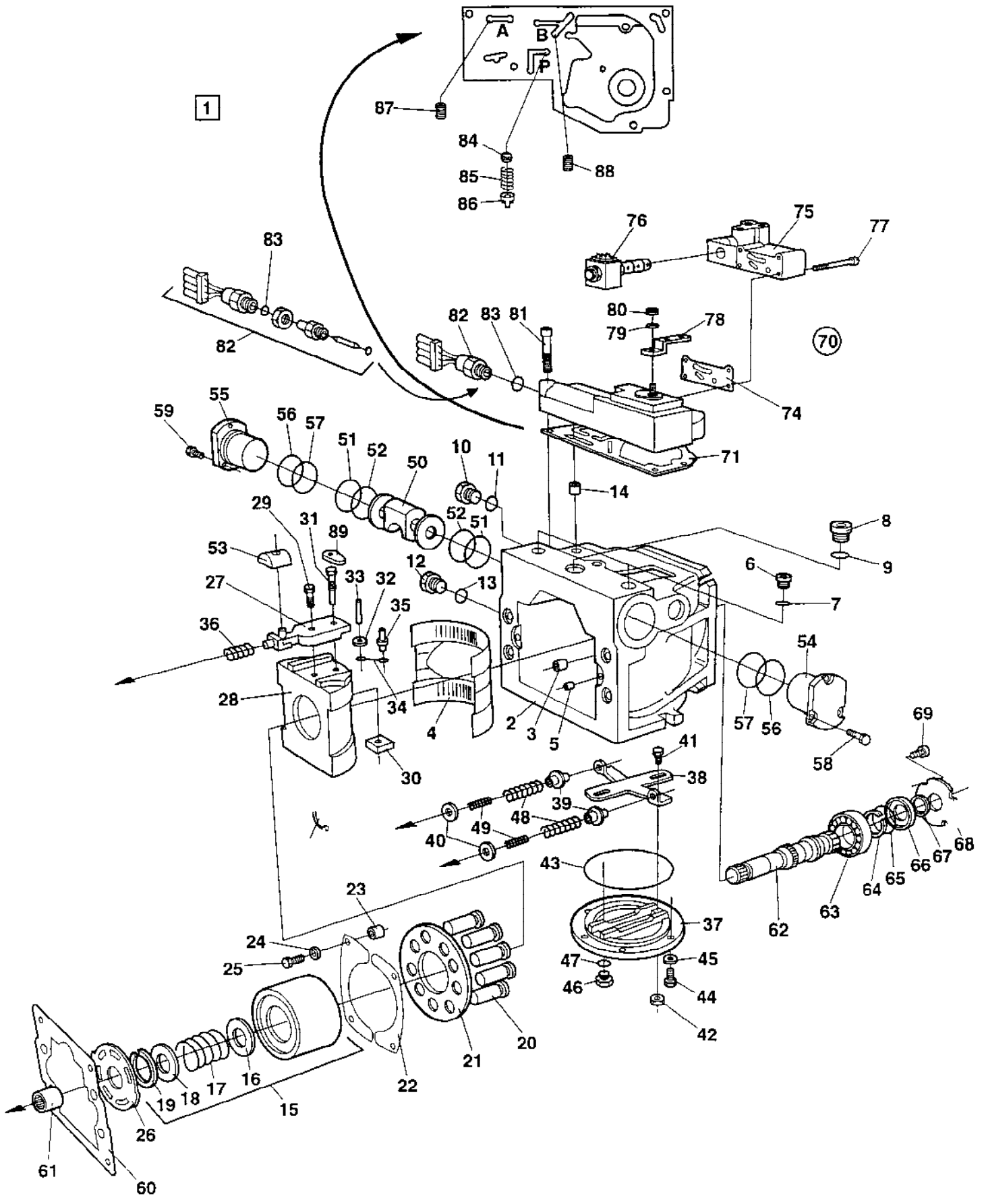
Hydraulic pump Propulsion pump

Ref. No.	Part No.	Rem.	Qty	Description	Code
1		1	1	Hydraulic pump	D
2	909373		1	.Housing	
3	909374		2	.Pin	
4	901718		1	.Bearing	D
5	481131		2	.Pin	
6	909375		2	.Plug, cpl	
7	909349	2	1	..O-ring	
8	902928		1	.Plug	
9	901453	2	1	..O-ring	
10	908432		1	.Plug	
11	923087	2	1	..O-ring	D
12	908432		1	.Plug	
13	923087	2	1	..O-ring	D
14	901454		1	.Filter element	D
15	212353		1	.Rotating group, cpl	D
16	909376		1	..Spacer	
17	909377		1	..Spring	
18	909378		1	..Spring retainer	
19	909379		1	..Retainer ring	
20	909239		9	.Piston, cpl	
21	901721		1	.Pressure plate	D
22	901722		2	.Retainer guide	D
23	909380		4	.Spacer	
24	909381		4	.Washer	
25	909382		4	.Screw	
26	909383		1	.Valve plate	
27	909384		1	.Servo arm, cpl	
28	909385		1	.Swash plate	
29	909386		1	.Screw	
30	909387		1	.Guide	
31	909388		1	.Screw	
32	909389		1	.Washer	
33	909390		1	.Pin	
34	909391		1	.Link	
35	909392		1	.Pin	
36	909393		1	.Spring	
37	909394		1	.Cover	
38	909395		1	.Lever	
39	909396		2	.Spring retainer	
40	908378		2	.Washer	
41	909397		2	.Guide post	
42	909398	2	2	.Seal lock nut	
43	909399	2	1	.O-ring	
44	909400		6	.Screw	
45	909401		6	.Washer	
46	902928		1	.Plug	
47	901453	2	1	..O-ring	
48	909402		2	.Spring	
49	909403		2	.Spring	
50	909404		1	.Piston	
51	909405	2	2	.O-ring	
52	909406	2	2	.Piston ring	
53	909407		1	.Guide	
54	909408		1	.Servo sleeve	
55	909408		1	.Servo sleeve	
56	909409	2	2	.O-ring	

- 1) This pump is an integrated part of pump PN 371089
 2) Seals included in seal kit for cpl pump, PN 371089

Hydraulic pump Propulsion pump

15821-1

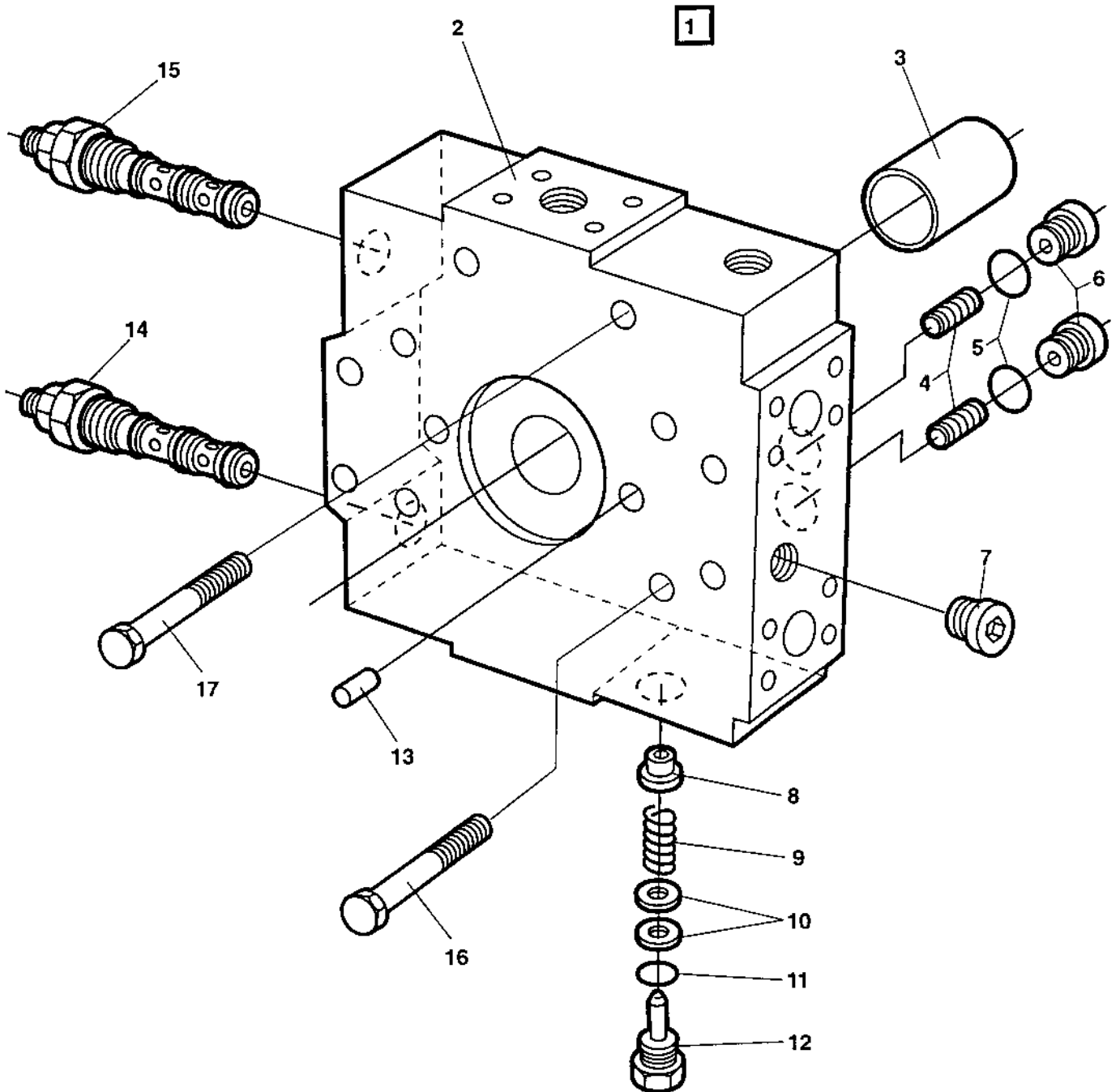


Hydraulic pump Propulsion pump

Ref. No.	Part No.	Rem.	Qty	Description	Code
57	909410	2	2	.O-ring	
58	909411		3	.Screw	
59	909411		3	.Screw	
60	909414	2	1	.Gasket	
61	909416		1	.Sleeve	
62	909422		1	.Shaft	
63	901725		1	.Bearing	D
64	901727		1	.Snap ring	D
65	909257	2	1	.O-ring	
66	909256		1	.Seal carrier	
67	212359	2	1	.Shaft seal	D
68	901728		1	.Carrier seal	D
69	909423		3	.Screw	
70	909424		1	.Control valve, cpl	
71	909425	2	1	..Gasket	
74	909430	2	1	...Gasket	
75	909652		1	...Valve	
76	909641		1Solenoid valve	D
	909642		1Solenoid	D
	909643		1Seal kit	
77	909431		2	...Screw	
78	909432		1	..Control lever	
79	909428		1	..Washer	
80	909429		1	..Nut	
81	909434		6	..Screw	
82	909367	A	1	..Neutral start switch	D
83	909433		1	...O-ring	
84	909435		1	..Orifice	
85	909436		1	..Spring	
86	908448		1	..Spring retainer	
87	908449		1	..Orifice	
88	908449		1	..Orifice	
89	909426		1	.Link	

2) Seals included in seal kit for cpl pump, PN 371089

A) And back-up alarm



Valve block Middle part

Ref. No.	Part No.	Rem.	Qty	Description	Code
1		1	1	Valve block, cpl	
2	909412		1	.Valve block	
3	909413		1	.Bushing	
4	908455		2	.Relief valve	D
5	223467	2	2	.O-ring	
6	909437		2	.Plug	
7	909243		2	.Plug	
8	909421		1	.Valve cone	
9	909420		1	.Spring	
10	909419		1	.Shim kit	
11	926658	2	1	.O-ring	D
12	909418		1	.Plug	
13	813822		2	.Pin	
14	212339		1	.Valve	
15	212339		1	.Valve	
16	909417		4	Screw	
17	909415		2	Screw	

- 1) This valve block is an integrated part of pump Pn 371089
2) Seals included in seal kit for cpl pump PN 371089

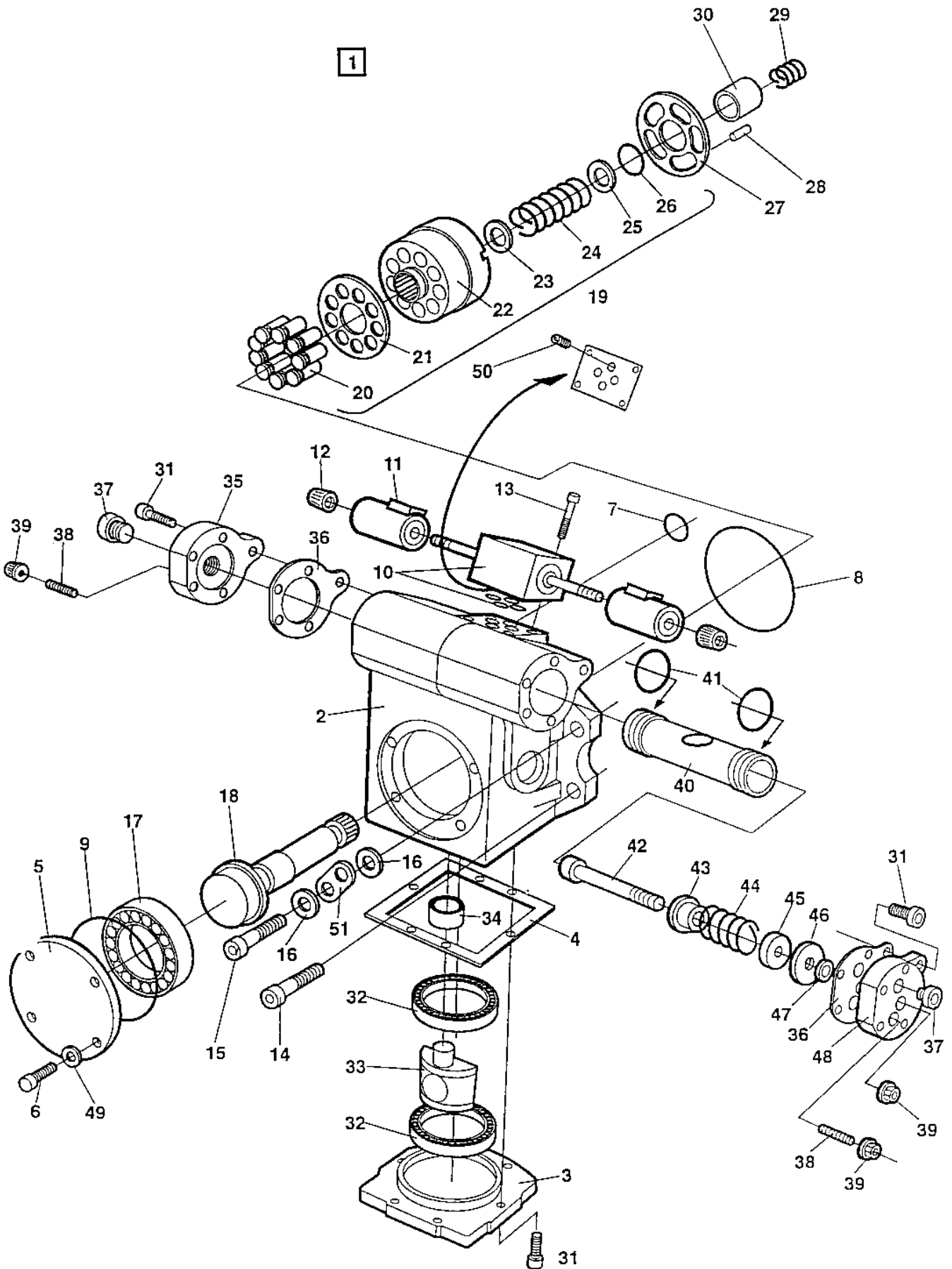
Hydraulic pump Vibration pump

Ref. No.	Part No.	Rem.	Qty	Description	Code
1		1	1	Hydraulic pump, vibration	
2	909438	3	1	.Housing	
		6	1	.Housing	
3	909439		1	.Cover	
4	909440	2	1	.Gasket	
5	909441		1	.Cover	
6	909442		4	.Screw	
7	910706	2	1	.O-ring	
8	909478	7	1	.O-ring	
	909485	2,6	1	.O-ring	
9	909444	2	1	.O-ring	
10	909215		1	.Solenoid valve	
	910706		4	..O-ring	
11	909638		2	..Solenoid	D
12	909644		2	..Nut	
13	927510		4	.Screw	
14	902940		3	.Screw	
15	902977		1	.Screw	
16	909445		2	.Washer	
17	909448		1	.Bearing	
18	909447		1	.Shaft	
19	909238		1	.Cylinder block, cpl	
20			9	..Piston	
21			1	..Slipper retaining plate	
22			1	..Cylinder block	
23			1	..Spacer	
24			1	..Spring	
25			1	..Spring retainer	
26			1	..Retainer ring	
27	909471		1	.Valve plate	
28	909450		1	.Pin	
29	909446		1	.Spring	
30	909344		1	.Needle roller bearing	
31	908773		16	.Screw	
32	909449		2	.Needle roller bearing	
33	909477		1	.Swash plate	
34	909472		1	.Needle roller bearing	
35	908771		1	.Cover	
36	908772	2	2	.Gasket	
37	908432		2	.Plug	
38	908775		2	.Screw	
39	908774	2	3	.Nut	
40	909473		1	.Piston, cpl	
41	909474	2	2	..Seal ring	
42			1	..Screw	
43			1	..Spring retainer	
44			1	..Spring	
45			1	..Spacer	
46			1	..Nut	
47			1	..Nut	
48	909476		1	.Cover	
49	909475	2	4	.Sealing ring	

- 1) This pump is an integrated part of pump PN 371089
- 2) Seals included in seal kit for cpl pump PN 371089
- 3) Used up to pump SN N9619XXXXX
- 6) Used from pump SN N9620XXXXX
- 7) Used as spare part for pumps up to pump N9619XXXXX,seals incl in kit PN371089

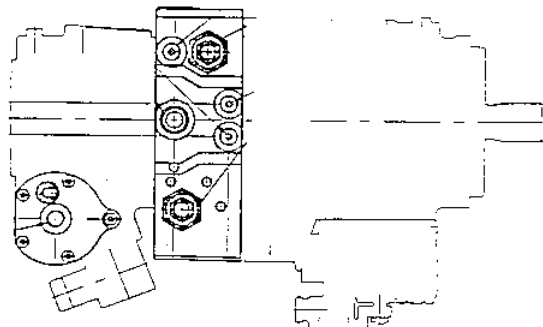
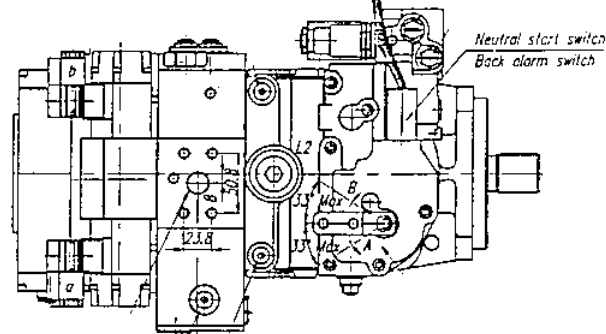
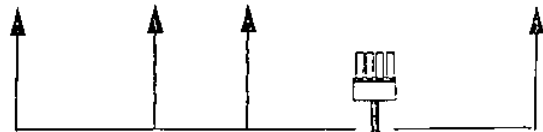
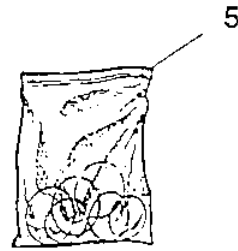
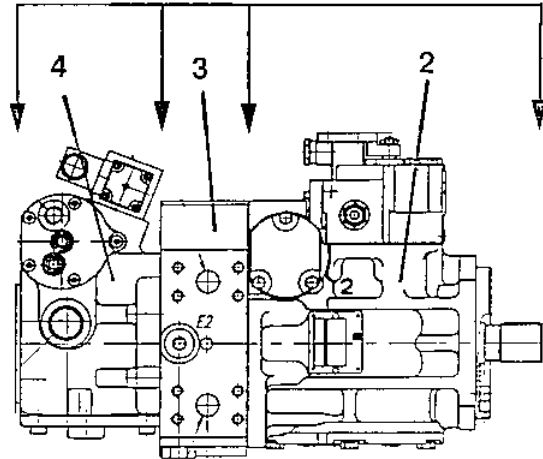
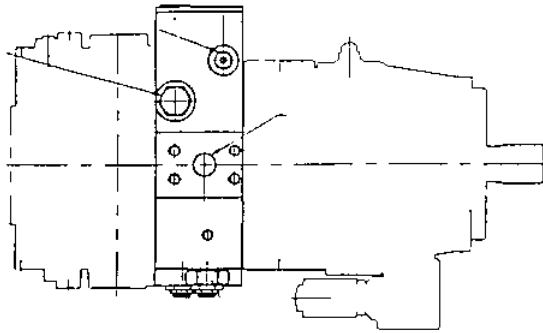
Hydraulic pump Vibration pump

15823



Hydraulic pump Vibration pump

Ref. No.	Part No.	Rem.	Qty	Description	Code
50	908457		1	.Orifice 0.6	
51			1	.Lifting plug	

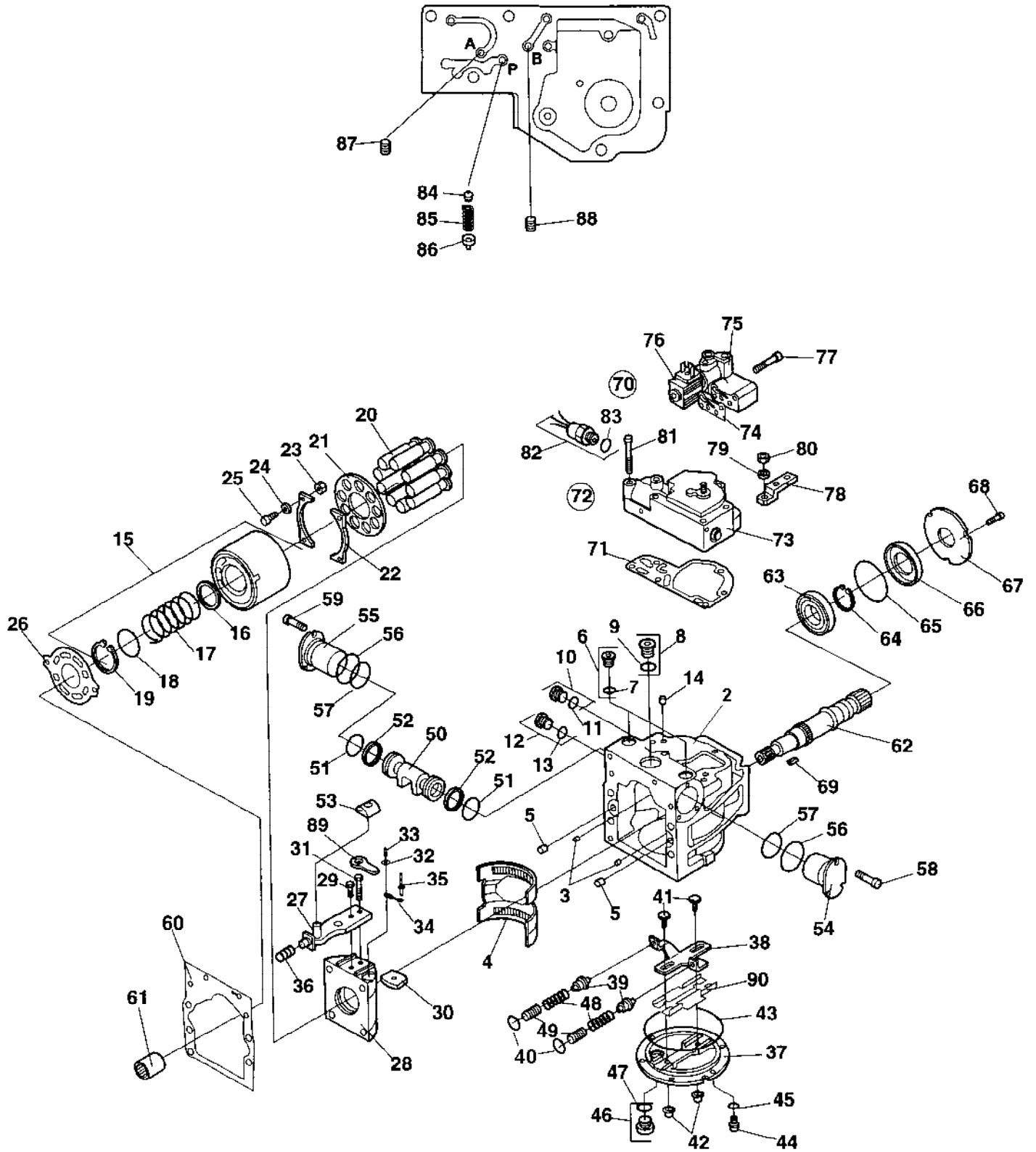


376374 Hydraulic pump Propulsion and vibration

Ref. No.	Part No.	Rem.	Qty	Description	Code
1			1	Hydraulic pump, Cpl Propulsion and Vibration	
2			1	.Hydraulic pump Propulsion pump (Page 114)	
3			1	.Valve block Middle part (Page 118)	
4			1	.Hydraulic pump Vibration pump (Page 120)	
5	908454		1	.Gasket kit	D

Hydraulic pump Propulsion pump

16942



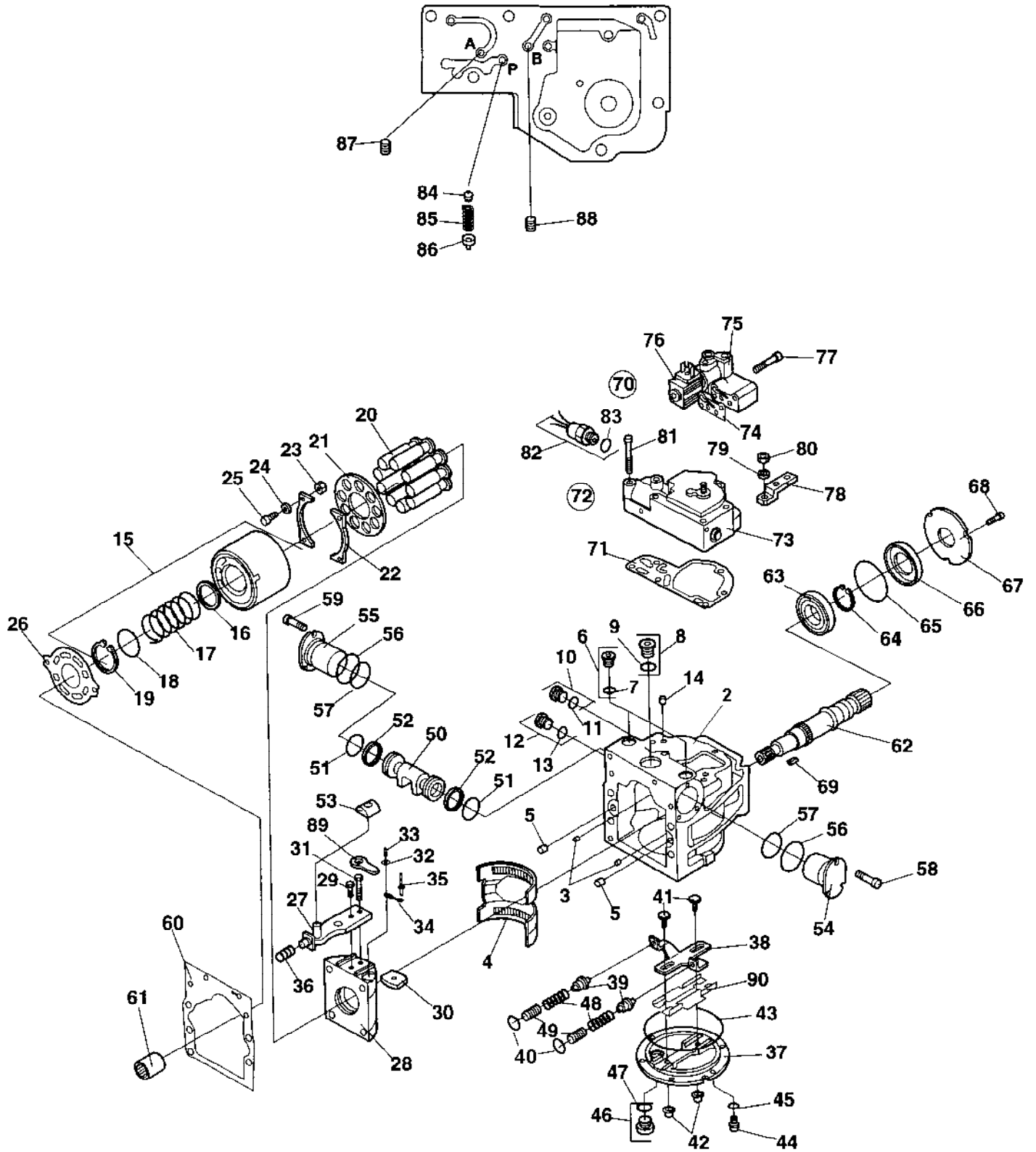
Hydraulic pump Propulsion pump

Ref. No.	Part No.	Rem.	Qty	Description	Code
1		1	1	Hydraulic pump	D
2	909373		1	.Housing	
3	909374		2	.Pin	
4	901718		1	.Bearing	D
5	481131		2	.Pin	
6	909375		2	.Plug, cpl	
7	909349	2	1	..O-ring	
8	902928		1	.Plug	
9	901453	2	1	..O-ring	
10	908432		1	.Plug	
11	923087	2	1	..O-ring	D
12	908432		1	.Plug	
13	923087	2	1	..O-ring	D
14	901454		1	.Filter element	D
15	212353		1	.Rotating group, cpl	D
16	909376		1	..Spacer	
17	909377		1	..Spring	
18	909378		1	..Spring retainer	
19	909379		1	..Retainer ring	
20	901720		9	.Piston	D
21	901721		1	.Pressure plate	D
22	901722		2	.Retainer guide	D
23	909380		4	.Spacer	
24	909381		4	.Washer	
25	909382		4	.Screw	
26	937136		1	.Valve plate	
27	909384		1	.Servo arm, cpl	
28	909385		1	.Swash plate	
29	909386		1	.Screw	
30	909387		1	.Guide	
31	909388		1	.Screw	
32	909389		1	.Washer	
33	909390		1	.Pin	
34	909391		1	.Link	
35			1	.Pin	
36	909393		1	.Spring	
37	937138		1	.Cover	
38	909395		1	.Lever	
39	909396		2	.Spring retainer	
40	908378		2	.Washer	
41	909397		2	.Guide post	
42	909398	2	2	.Seal lock nut	
43	909399	2	1	.O-ring	
44	936553		6	.Screw	
45	909401		6	.Washer	
46	902928		1	.Plug	
47	901453	2	1	..O-ring	
48	909402		2	.Spring	
49	909403		2	.Spring	
50	909404		1	.Piston	
51	909405	2	2	.O-ring	
52	909406	2	2	.Piston ring	
53			1	.Block slider	
54	909408		1	.Servo sleeve	
55	909408		1	.Servo sleeve	
56	909409	2	2	.O-ring	

- 1) This pump is an integrated part of pump PN 376374
 2) Seals included in seal kit for cpl pump, PN 376374

Hydraulic pump Propulsion pump

16942

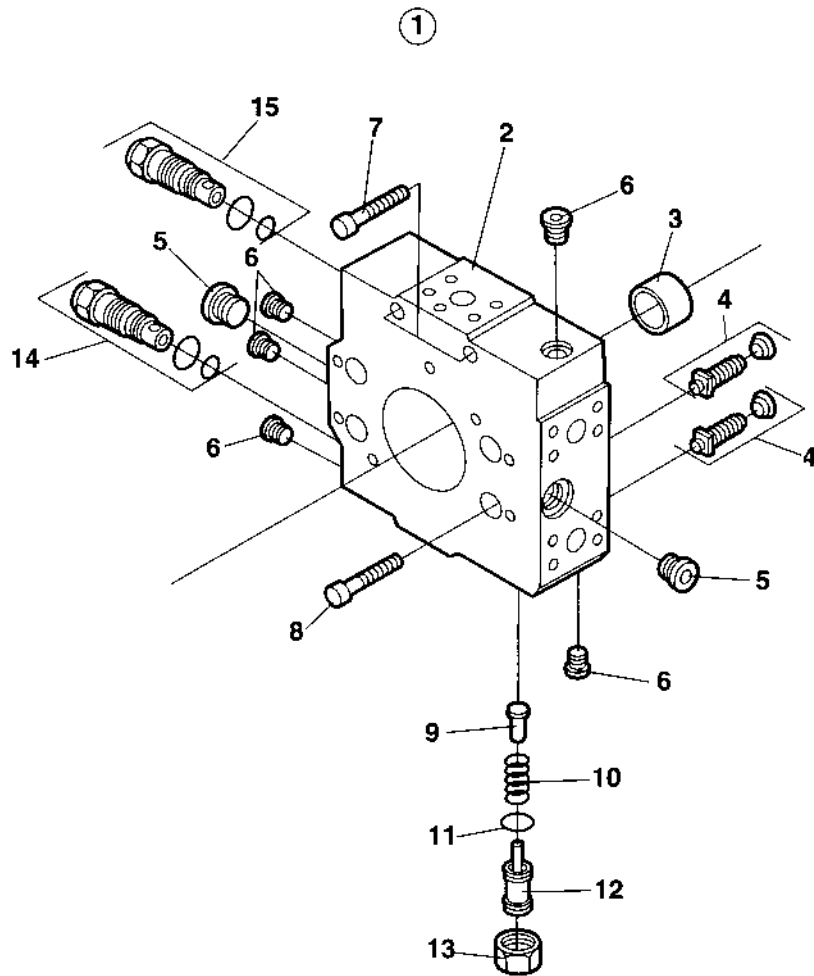


Hydraulic pump Propulsion pump

Ref. No.	Part No.	Rem.	Qty	Description	Code
57	909410	2	2	.O-ring	
58	909411		3	.Screw	
59	909411		3	.Screw	
60	909414	2	1	.Gasket	
61	909416		1	.Sleeve	
62	909422		1	.Shaft	
63	901725		1	.Bearing	D
64	901727		1	.Snap ring	D
65	909257	2	1	.O-ring	
66	909256		1	.Seal carrier	
67	901728		1	.Carrier seal	D
68	908773		3	.Screw	
69	909446		1	.Spring	
70	909424		1	.Control valve, cpl	
71	909425	2	1	..Gasket	
72	908445		1	..Control valve, assy	
73			1	...Valve	
74	909430	2	1	...Gasket	
75	909652		1	...Valve	
76	909641		1Solenoid valve	D
	909642		1Solenoid	D
	909643		1Seal kit	
77	909431		2	...Screw	
78	909432		1	..Control lever	
79	909428		1	..Washer	
80	909429		1	..Nut	
81	909434		6	..Screw	
82	909367	A	1	..Neutral start switch	D
83	909433		1	...O-ring	
84	909435		1	..Orifice	
85	909436		1	..Spring	
86	908448		1	..Spring retainer	
87	908449		1	..Orifice	
88	908449		1	..Orifice	
89	909426		1	.Link	
90	937139		1	.Guide assy.	

2) Seals included in seal kit for cpl pump, PN 376374

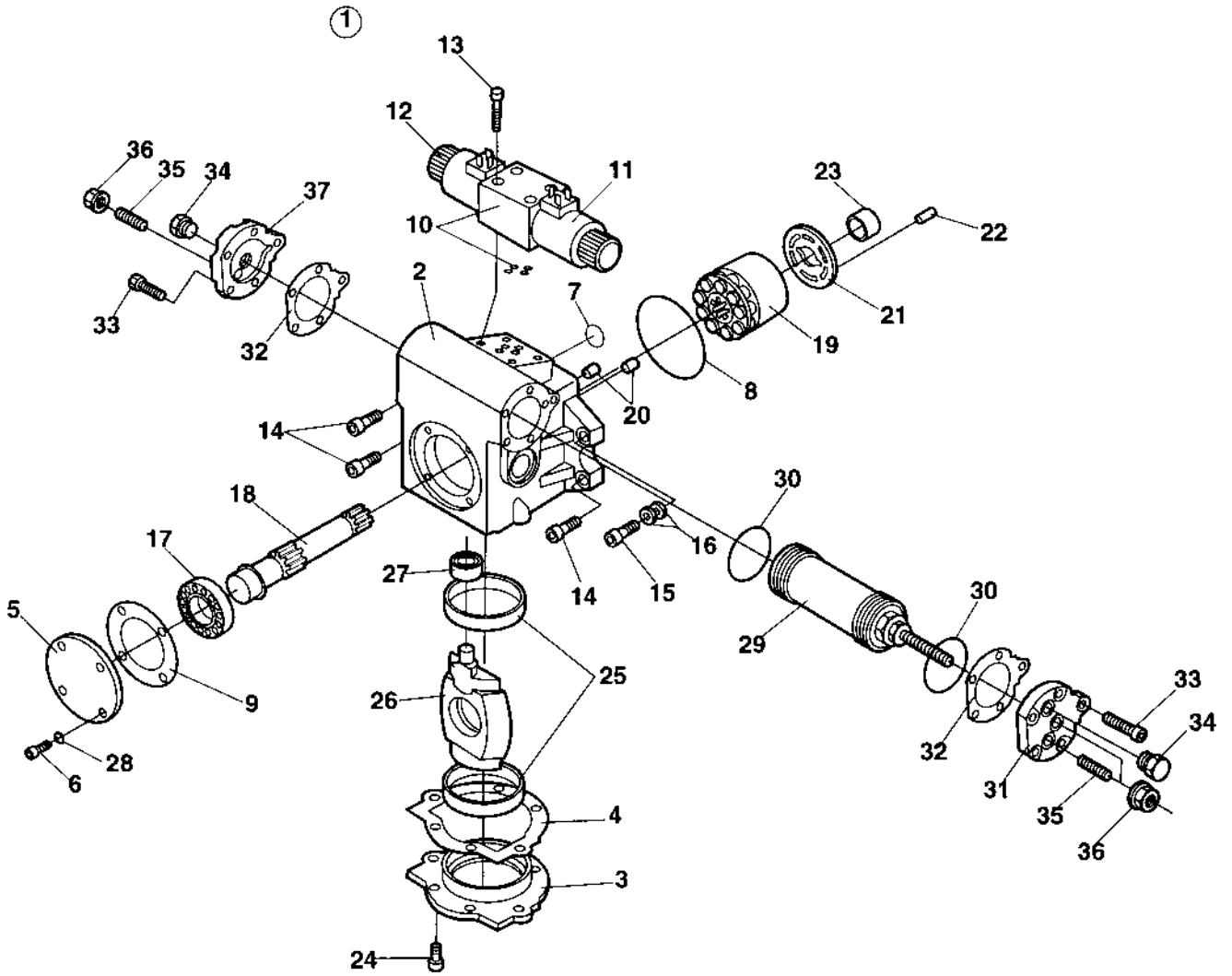
A) And back-up alarm



Valve block Middle part

Ref. No.	Part No.	Rem.	Qty	Description	Code
1		1	1	Valve block, cpl	
2	909412		1	.Valve block	
3	909413		1	.Bushing	
4	908455		2	.Relief valve	D
5	909243		2	.Plug	
6	908432		5	.Plug	
7	909415		2	.Screw	
8	909417		4	.Screw	
9			1	.Valve cone	
10	901463		1	.Spring	D
11	813618	2	1	.O-ring	D
12	908428		1	.Adjustable screw, cpl	
13	902959		1	.Nut	
14	212339		1	.Valve	
15	212339		1	.Valve	
16	909417		4	Screw	
17	909415		2	Screw	

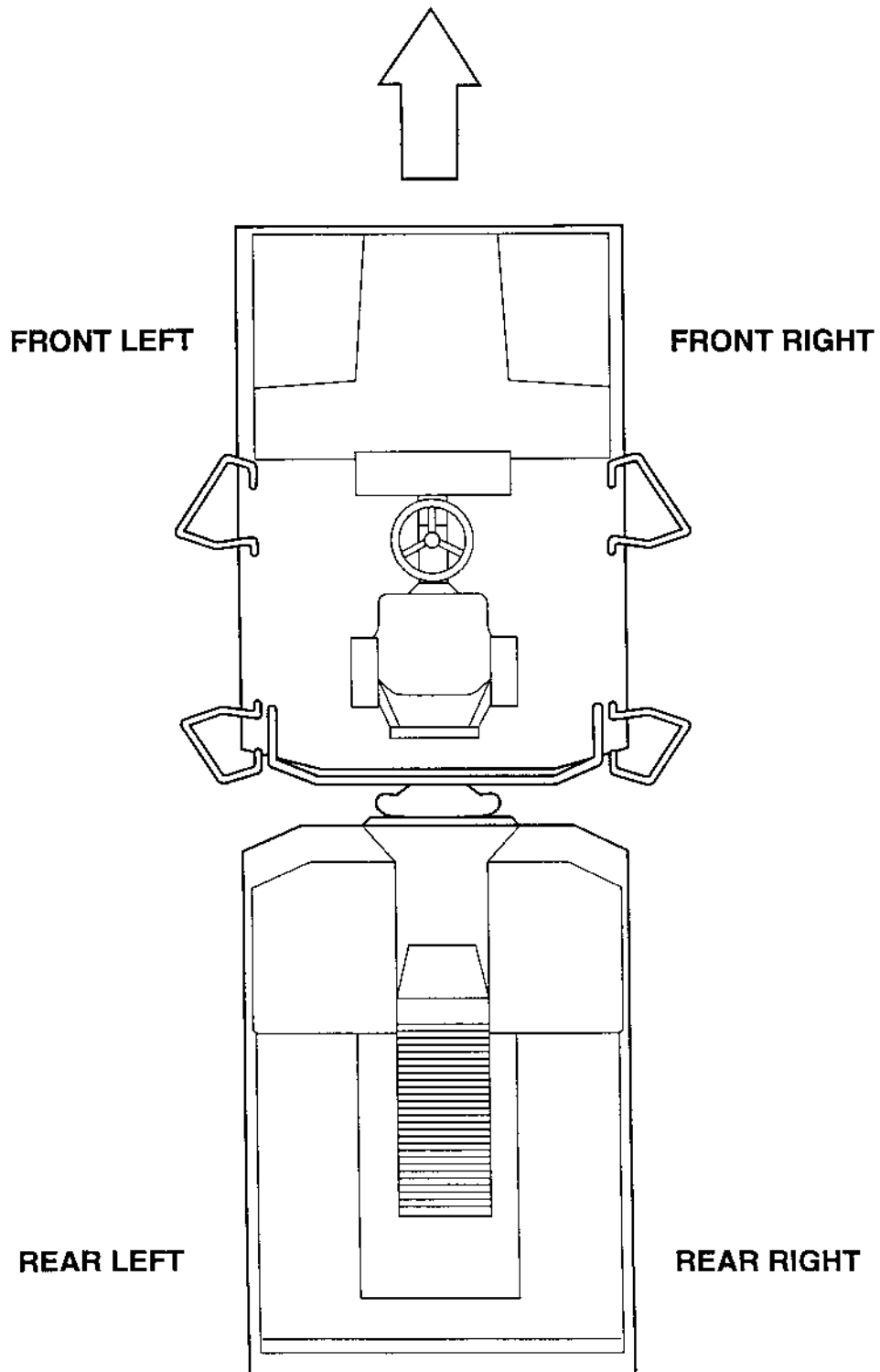
- 1) This valve block is an integrated part of pump Pn 376374
2) Seals included in seal kit for cpl pump PN 376374



Hydraulic pump Vibration pump

Ref. No.	Part No.	Rem.	Qty	Description	Code
1		1	1	Hydraulic pump, vibration	
2	909438		1	.Housing	
3	909439		1	.Cover	
4	909440	2	1	.Gasket	
5	909471		1	.Valve plate	
6	909442		4	.Screw	
7	910706	2	1	.O-ring	
8	909485	2	1	.O-ring	
9		2	1	.Gasket	
10	909215		1	.Solenoid valve	
	910706		4	..O-ring	
11	909638	2	2	..Solenoid	D
12	909644	2	2	..Nut	
13	927510		4	.Screw	
14	902940		3	.Screw	
15	902977		1	.Screw	
16	909445		2	.Washer	
17	909448		1	.Bearing	
18	909447		1	.Shaft	
19	909238		1	.Cylinder block, cpl	
20	481131		2	.Pin	
21	909471		1	.Valve plate	
22	909450		1	.Pin	
23	909344		1	.Needle roller bearing	
24	908773		6	.Screw	
25	909449		2	.Needle roller bearing	
26	909477		1	.Swash plate	
27	909472		1	.Needle roller bearing	
28	909475	2	1	.Sealing ring	
29	909473		1	.Piston, cpl	
30			2	.Seal ring	
31	909476		1	.Cover	
32	908772	2	2	.Gasket	
33	908773		10	.Screw	
34	908432		2	.Plug	
35			2	.Headless screw	
36	908774	2	2	.Nut	
37	908771		1	.Cover	
50	908457		1	.Orifice 0.6	

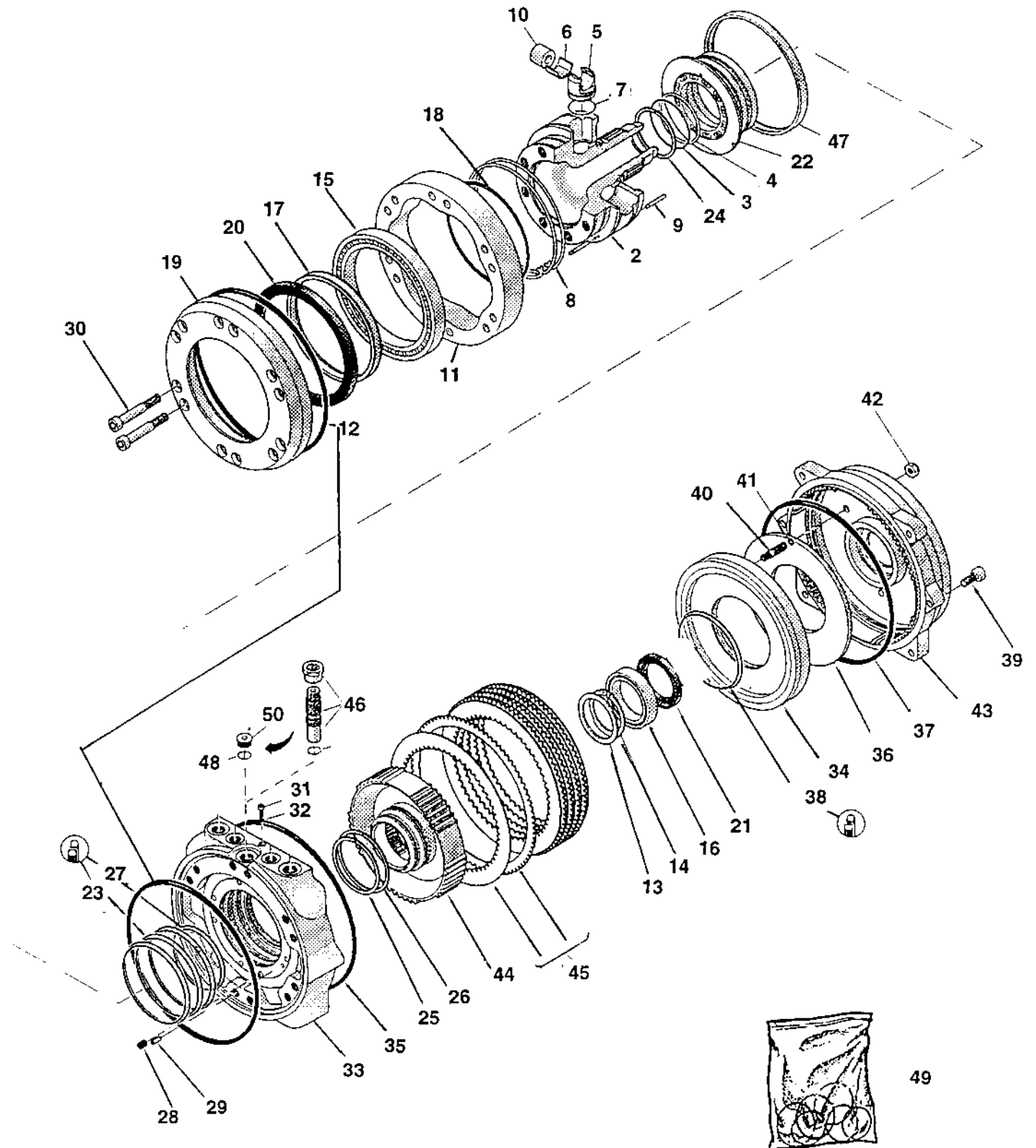
- 1) This pump is an integrated part of pump PN 376374
- 2) Seals included in seal kit for cpl pump PN 376374



Hydraulic motors Propulsion

Ref. No.	Part No.	Rem.	Qty	Description	Code
	358999	A	1	Hydraulic motor Propulsion Up to 62110340 (Page 124)	C
	375562	A	1	Hydraulic motor Propulsion From 62110341	
	359000	B	1	Hydraulic motor Propulsion Up to 62110340 (Page 126)	C
	375563	B	1	Hydraulic motor Propulsion From 62110341	

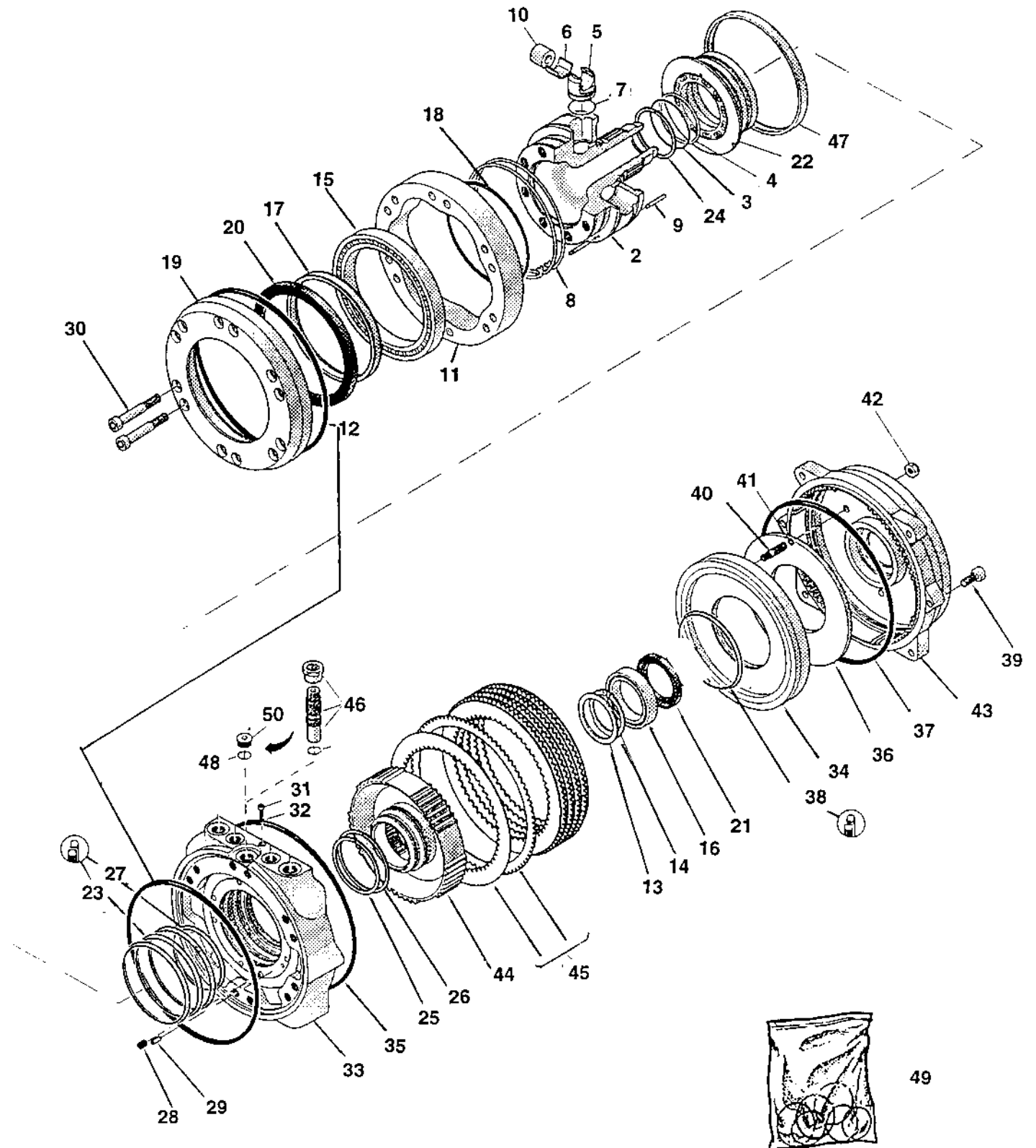
- A) Front left
- B) Rear right



358999 Hydraulic motor Propulsion

Ref. No.	Part No.	Rem.	Qty	Description	Code
1			1	Hydraulic motor, propulsion	
2	908805		1	.Cylinder block	
3		A	1	.O-ring	
4		A	1	.Back-up ring	
5	908808		8	.Piston	
6	908809		8	.Bearing bushing	
7	908810		8	.Piston ring	
8	908811		2	.Guide ring	
9	908812		4	.Pin	
10	908813		8	.Roller	
11	908814		1	.Cam ring	
12	908815	A	2	.O-ring	
13	908816		1	.Supporting plate	
14	908817		1	.Retainer ring	
15	908818		1	.Ball bearing	
16	908819		1	.Bearing	
17	937889		1	.Bushing	
18	908821	A	1	.O-ring	
19	908822		1	.Cover	
20	937888	A	1	.Shaft seal	
21	908824	A	1	.Shaft seal	
22	908825		1	.Distributor valve	
23		A	3	.Seal ring	
24		A	1	.Seal ring	
25		A	1	.Seal ring	
26		A	1	.Seal ring	
27		A	1	.Seal ring	
28	908831		8	.Spring	
29	908832		1	.Pin	
30	908833		12	.Screw	
31	908834		1	.Screw	
32		A	1	.Seal ring	
33	908836		1	.Distance housing	
34	908837		1	.Piston ring	
35		A	1	.O-ring	
36	908839		1	.Cup spring	
37	908840	A	1	.O-ring	
38	908841	A	1	.Seal ring	
39	908842		2	.Screw	
40	908843		3	.Screw	
41	908844	A	3	.O-ring	
42	908845		3	.Seal lock nut	
43	908846		1	.Brake housing	
44	908847		1	.Brake adapter	
45	908850		1	.Disc kit	D
			5	..Brake disc,outer	D
			6	..Brake disc, inner	D
46			1	.Speed sensor	D
47	908851		1	.Ring	
48		A	1	.O-ring	
49	908853	B	1	.Seal kit	D
50	908854		1	.Plug	

- A) Incl. in item 49
- B) Incl. marked items



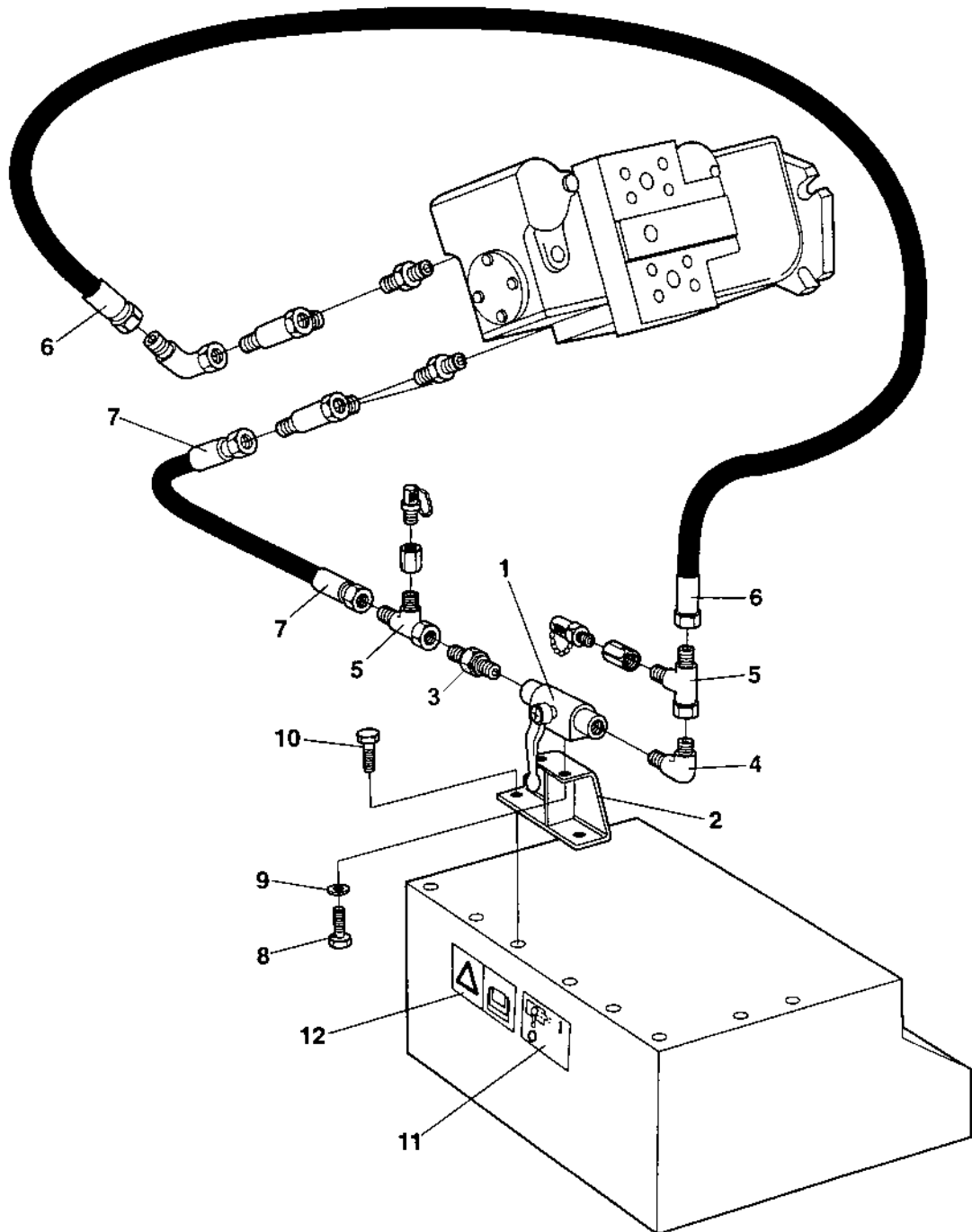
359000 Hydraulic motor Propulsion

Ref. No.	Part No.	Rem.	Qty	Description	Code
1			1	Hydraulic motor, propulsion	
2	908805		1	.Cylinder block	
3		A	1	.O-ring	
4		A	1	.Back-up ring	
5	908808		8	.Piston	
6	908809		8	.Bearing bushing	
7	908810		8	.Piston ring	
8	908811		2	.Guide ring	
9	908812		4	.Pin	
10	908813		8	.Roller	
11	908814		1	.Cam ring	
12	908815	A	2	.O-ring	
13	908816		1	.Supporting plate	
14	908817		1	.Retainer ring	
15	908818		1	.Ball bearing	
16	908819		1	.Bearing	
17	937889		1	.Bushing	
18	908821	A	1	.O-ring	
19	908822		1	.Cover	
20	937888	A	1	.Shaft seal	
21	908824	A	1	.Shaft seal	
22	908825		1	.Distributor valve	
23		A	3	.Seal ring	
24		A	1	.Seal ring	
25		A	1	.Seal ring	
26		A	1	.Seal ring	
27		A	1	.Seal ring	
28	908831		8	.Spring	
29	908832		1	.Pin	
30	908833		12	.Screw	
31	908834		1	.Screw	
32		A	1	.Seal ring	
33	908836		1	.Distance housing	
34	908837		1	.Piston ring	
35		A	1	.O-ring	
36	908839		1	.Cup spring	
37	908840	A	1	.O-ring	
38	908841	A	1	.Seal ring	
39	908842		2	.Screw	
40	908843		3	.Screw	
41	908844	A	3	.O-ring	
42	908845		3	.Seal lock nut	
43	908846		1	.Brake housing	
44	908847		1	.Brake adapter	
45	908850		1	.Disc kit	D
			5	..Brake disc,outer	D
			6	..Brake disc, inner	D
46			1	.Not used on this model	D
47			1	.Not used on this model	D
48		A	1	.O-ring	D
49	908853	B	1	.Seal kit	D
50	908854		1	.Plug	

A) Incl. in item 49
 B) Incl. marked items

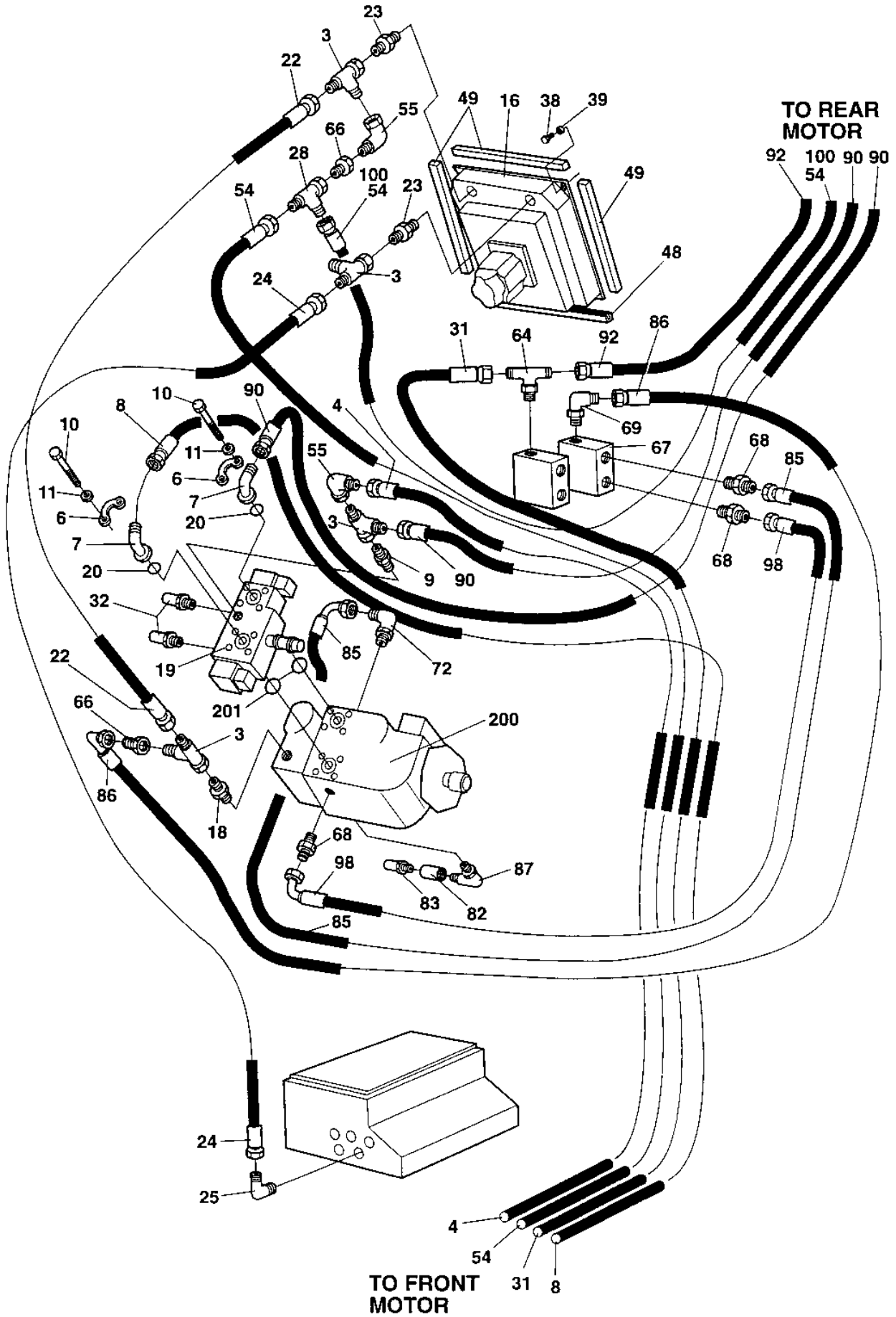
Shut-off valve For towing, option

16086



Shut-off valve For towing, option

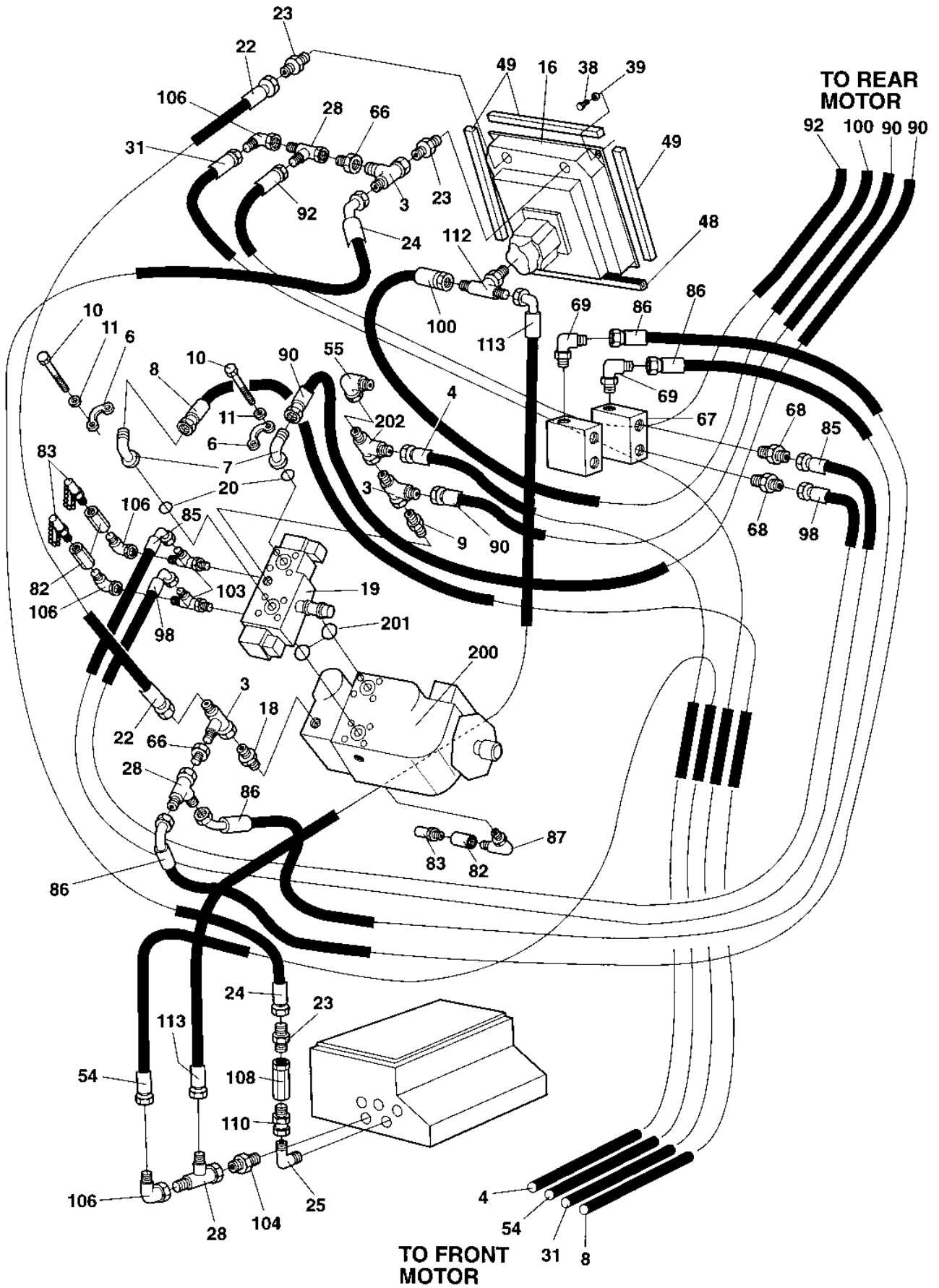
Ref. No.	Part No.	Rem.	Qty	Description	Code
1	344138		1	Ball valve	
2	373920		1	Bracket	
3	234840		1	Connector	
4	234340		1	Elbow 90	
5	334234		2	Tee-connector	
6	483234		1	Hydraulic hose	
7	483235		1	Hydraulic hose	
8	500004		2	Screw M5 0,8x12 8,8	
9	904281		2	Washer 5,3x10x1	
10	500021		2	Screw M8-1,25x25 8,8	
11	374101		1	Decal "SHUT-OFF VALVE"	
12	903459		1	Decal "SAFETY"	



Vibration system Pump

Ref. No.	Part No.	Rem.	Qty	Description	Code
3	234243		4	T-connector	
4	483230		1	Hydraulic hose	D
6	929226		4	Flange half	
7	900455		2	Flange adapter	
8	483141		1	Hydraulic hose	D
9	334158		1	Adapter	
10	502047		8	Screw	
11	600007		8	Washer	
16	374494		1	Oil cooler cpl (Page 140)	C
18	334138		1	Adapter	
19	359140		1	Valve Vibration (Page 138)	C
20	904004		2	O-ring	D
22	482318		1	Hydraulic hose	
23	334156		2	Adapter	
24	482045		1	Hydraulic hose	
25	334128		1	Adapter	
28	334234		1	Tee-connector	
31	483145		1	Hydraulic hose	D
32	900229		2	Measuring nipple	D
38	500021		2	Screw M8-1,25x25 8,8	
39	615043		4	Washer 8,4x18x2	
48	902379	A	1XL	Edge trim	
49	297018	B	1XL	Rubber strip	
54	483241	C	1	Hydraulic hose	D
55	334155		2	Connector	
64	234869		1	T-connector	
66	929122		2	Reducing	
67	378354		1	Flushing valve	
68	234233		4	Adapter	
69	334445		1	Connector	
72	234687		1	Adapter	
82	433830401		1	Connector	
83	910161		1	Measuring nipple	D
85	482968		1	Hydraulic hose	
86	482982		1	Hydraulic hose	
87	334389		1	Connector	
90	483246		2	Hydraulic hose	D
92	483243		1	Hydraulic hose	D
98	483140		1	Hydraulic hose	
100	483153	D	1	Hydraulic hose	D
200		E	1	Pump	D
201	909230		2	O-ring	

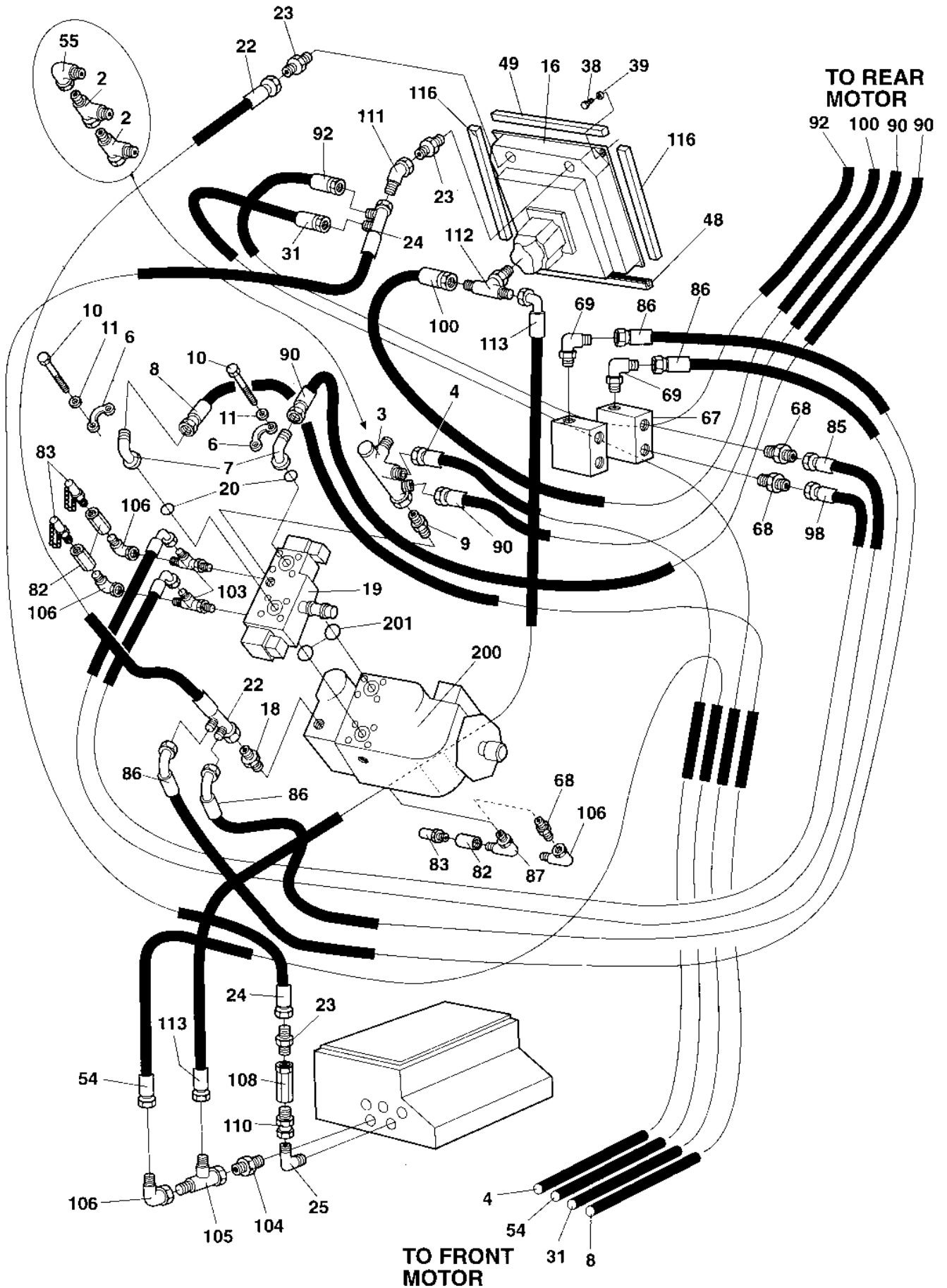
- A) L=0.37 m
 B) L=1.5 m
 C) Front motor
 D) Rear motor
 E) Incl. in propulsion pump



Vibration system Pump

Ref. No.	Part No.	Rem.	Qty	Description	Code
3	234243		3	T-connector	
4	483240		1	Hydraulic hose	D
6	929226		4	Flange half	
7	900455		2	Flange adapter	
8	483141		1	Hydraulic hose	D
9	334158		1	Adapter	
10	502047		8	Screw	
11	600007		8	Washer	
16	374494		0	Oil cooler cpl (Page 140)	C
18	334138		1	Adapter	
19	359140		1	Valve Vibration (Page 138)	C
20	904004		2	O-ring	D
22	482318		1	Hydraulic hose	
23	334156		3	Adapter	
24	483107		1	Hydraulic hose	
25	334128		1	Adapter	
28	334234		3	Tee-connector	
31	482905		1	Hydraulic hose	
38	500021		2	Screw M8-1,25x25 8,8	
39	904556		2	Washer 8,4x16x3,0	
48	902379	A	1XL	Edge trim	
49	297018	B	1XL	Rubber strip	
54	483241	C	1	Hydraulic hose	D
55	334155		1	Connector	
66	929122		2	Reducing	
67	378354		1	Flushing valve	
68	234233		2	Adapter	
69	334445		2	Connector	
82	433830401		3	Connector	
83	910161		3	Measuring nipple	D
85	482968		1	Hydraulic hose	
86	482982		2	Hydraulic hose	
87	334389		1	Connector	
90	483246		2	Hydraulic hose	D
92	483153		1	Hydraulic hose	D
98	483140		1	Hydraulic hose	
100	483153	D	1	Hydraulic hose	D
103	234746		2	Connector	
104	234349		1	Connector	
106	334524		4	Connector	
108	903774		1	Check valve	
110	330438		1	Straight connector	
112	334564		1	Connector	
113	483409		1	Hydraulic hose	
200		E	1	Pump	
201	909230		2	O-ring	
202			0	Existing	

- A) L=0.37 m
- B) L=1.5 m
- C) Front motor
- D) Rear motor
- E) Incl. in propulsion pump



Vibration system Pump

Ref. No.	Part No.	Rem.	Qty	Description	Code
2	234243		2	T-connector	
3	382418	1,2	1	Connector	
4	483240		1	Hydraulic hose	D
6	929226		4	Flange half	
7	900455		2	Flange adapter	
8	483141		1	Hydraulic hose	D
9	334158		1	Adapter	
	385538		1	Connector	
10	502047		8	Screw	
11	904637		8	Washer 10x18x2	
16	374494		1	Oil cooler cpl (Page 140)	C
18	334138		1	Adapter	
19	359140		1	Valve Vibration (Page 138)	C
20	904004		2	O-ring	D
22	375283		1	Hydraulic hose	
23	334156		3	Adapter	
24	375284		1	Hydraulic hose	
25	334128		1	Adapter	
31	482905		1	Hydraulic hose	
38	500021		2	Screw M8-1,25x25 8,8	
39	904556		2	Washer 8,4x16x3,0	
48	902379	A	1XL	Edge trim	
49	297018	A	1XL	Rubber strip	
54	483241	C	1	Hydraulic hose	D
55	334155		1	Connector	
67	378354		1	Flushing valve	
68	234233		3	Adapter	
	234233		2	Adapter	
69	334445		2	Connector	
82	433830401		3	Connector	
83	910161		3	Measuring nipple	D
85	482968		1	Hydraulic hose	
86	482982		2	Hydraulic hose	
87	334389		1	Connector	
90	483246		2	Hydraulic hose	D
92	483153		1	Hydraulic hose	D
98	483140		1	Hydraulic hose	
100	483153	D	1	Hydraulic hose	D
103	234746		2	Connector	
104	234349		1	Connector	
105	334234		1	Tee-connector	
106	334524		4	Connector	
	334524		3	Connector	
108	903774		1	Check valve	
110	330438		1	Straight connector	
111	334248		1	Elbow 45	
112	334564		1	Connector	
113	483409		1	Hydraulic hose	
116	904726	B	2XL	Rubber strip	
200		E	1	Pump	
201	909230		2	O-ring	

1) Can be replaced by PN 234243 x2, PN 334155 x1 and PN 385538 x1.

2) Replaced as spare part.

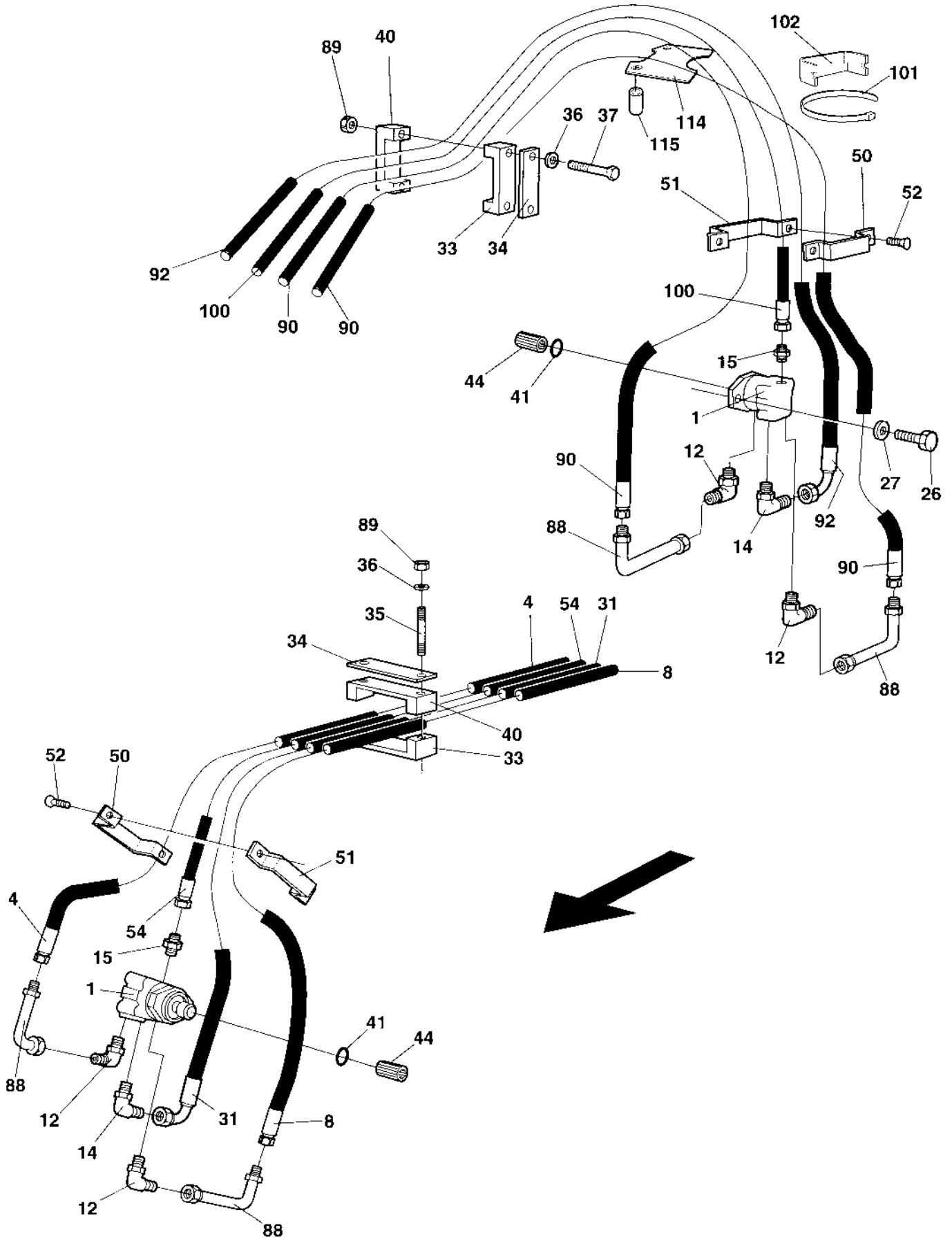
A) L=0.385 m

B) L=0.35 m

C) Front motor

D) Rear motor

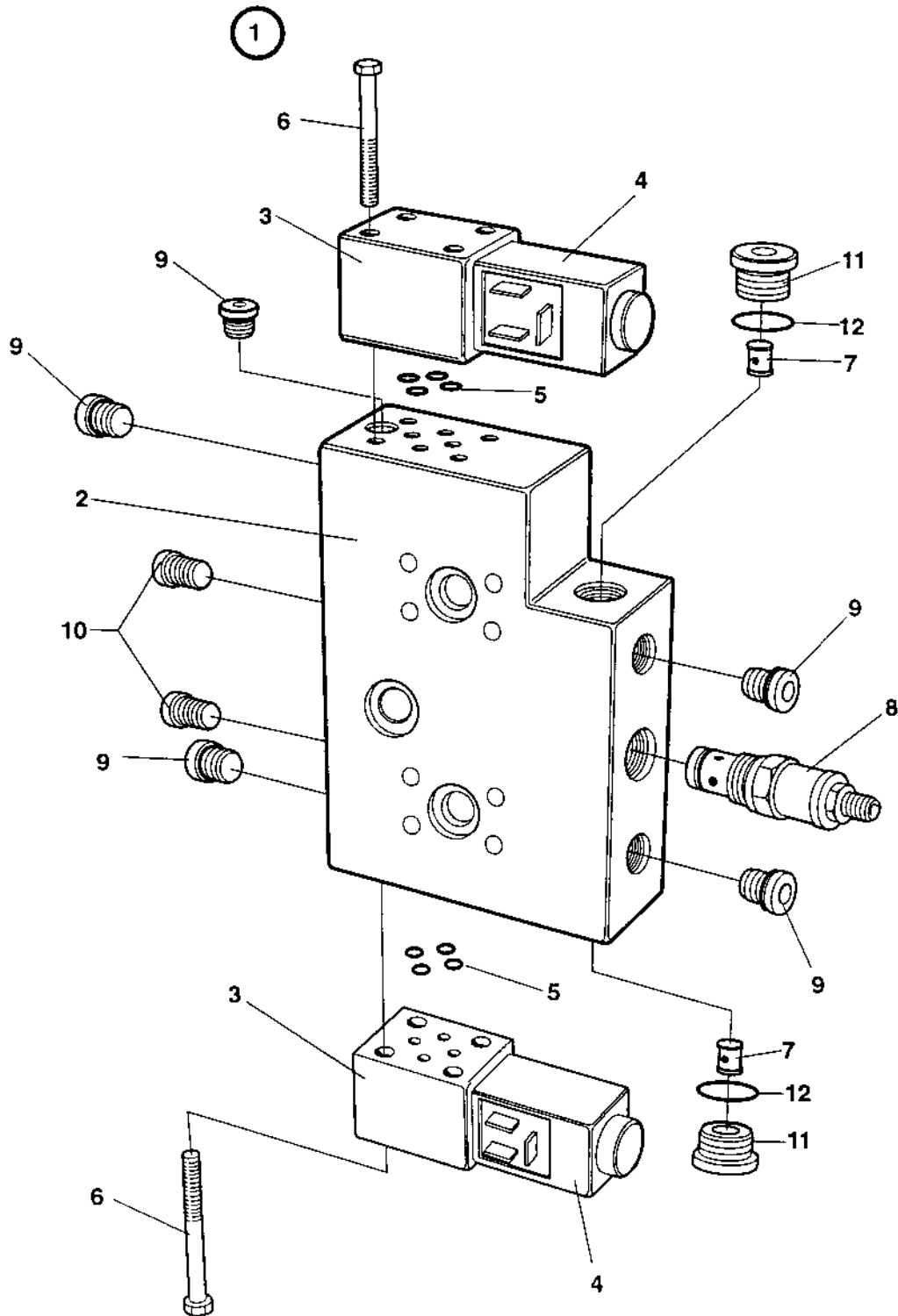
E) Incl. in propulsion pump



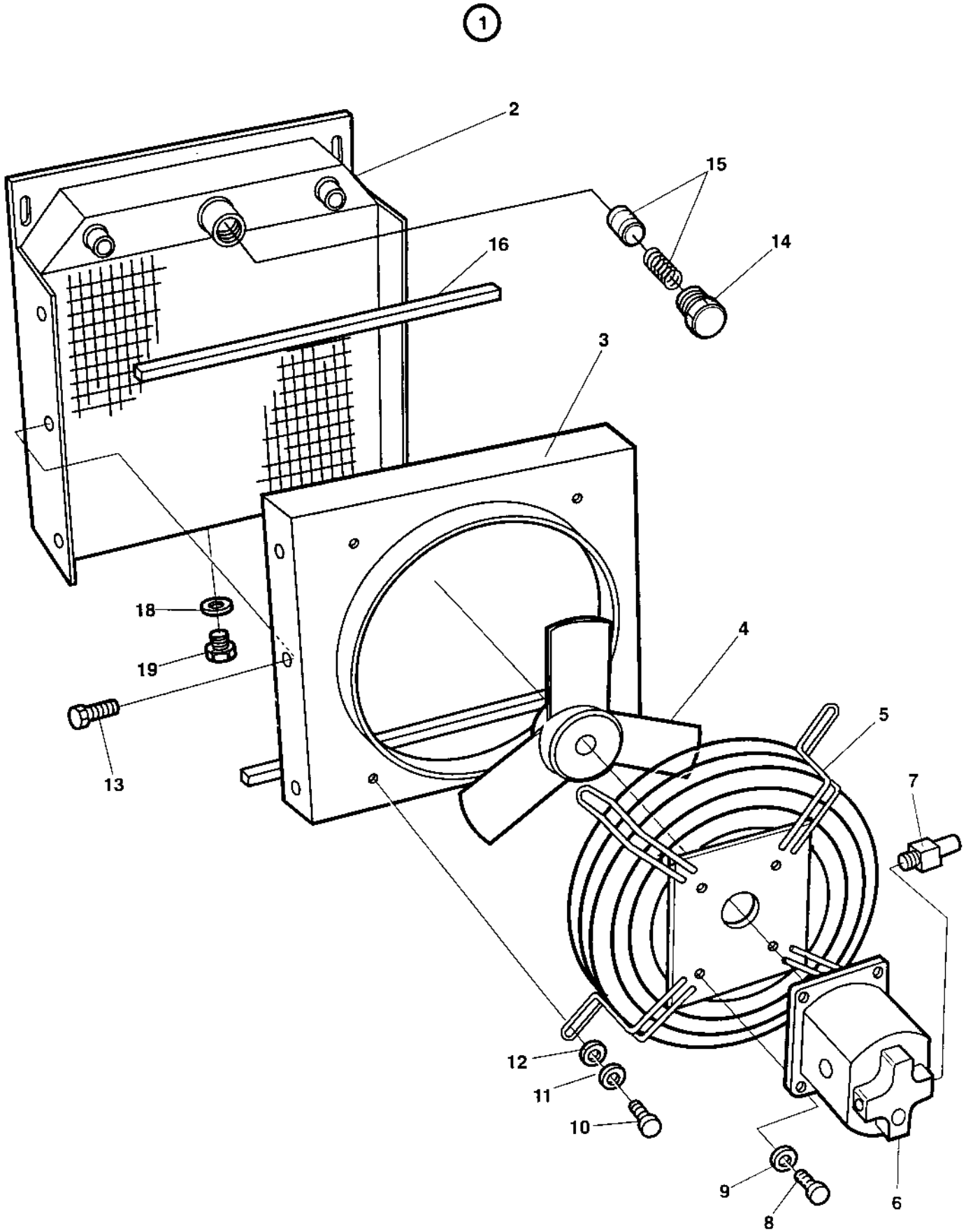
Vibration system Motors

Ref. No.	Part No.	Rem.	Qty	Description	Code
1	374359		2	Hydraulic motor Vibration	
4		1	1	Hydraulic hose	
8		1	1	Hydraulic hose	
12	334118		4	Elbow adapter	
14	813444		2	Elbow 90, O-ring	
15	334121		2	Straight connector	
26	500046		4	Screw M12x30H 8,8 FZB	
27	904213		4	Washer 13x30x4	
31		1	1	Hydraulic hose	
33	343732		3	Hose clamp	
34	335914		3	Cover plate	
35	904056		4	Stud	
36	904230		6	Washer 10,5x22x2	
37	903524		2	Bolt	
40	343872		3	Hose clamp	D
41	160279		2	O-ring	
44	340862		2	Splined sleeve	
50	359627		2	Hose clamp	
51	359628		2	Hose clamp	
52	513014		4	Screw	
54		1	1	Hydraulic hose	
88	372682		4	Connector	
89	570006		6	Nut M10	
90		1	2	Hydraulic hose	
92		1	1	Hydraulic hose	
100		1	1	Hydraulic hose	
101	313102		N	Cable ties	
102	370641		1	Hose shields	
114	376452		1	Protector	
115	358230		2	Spacer sleeve	

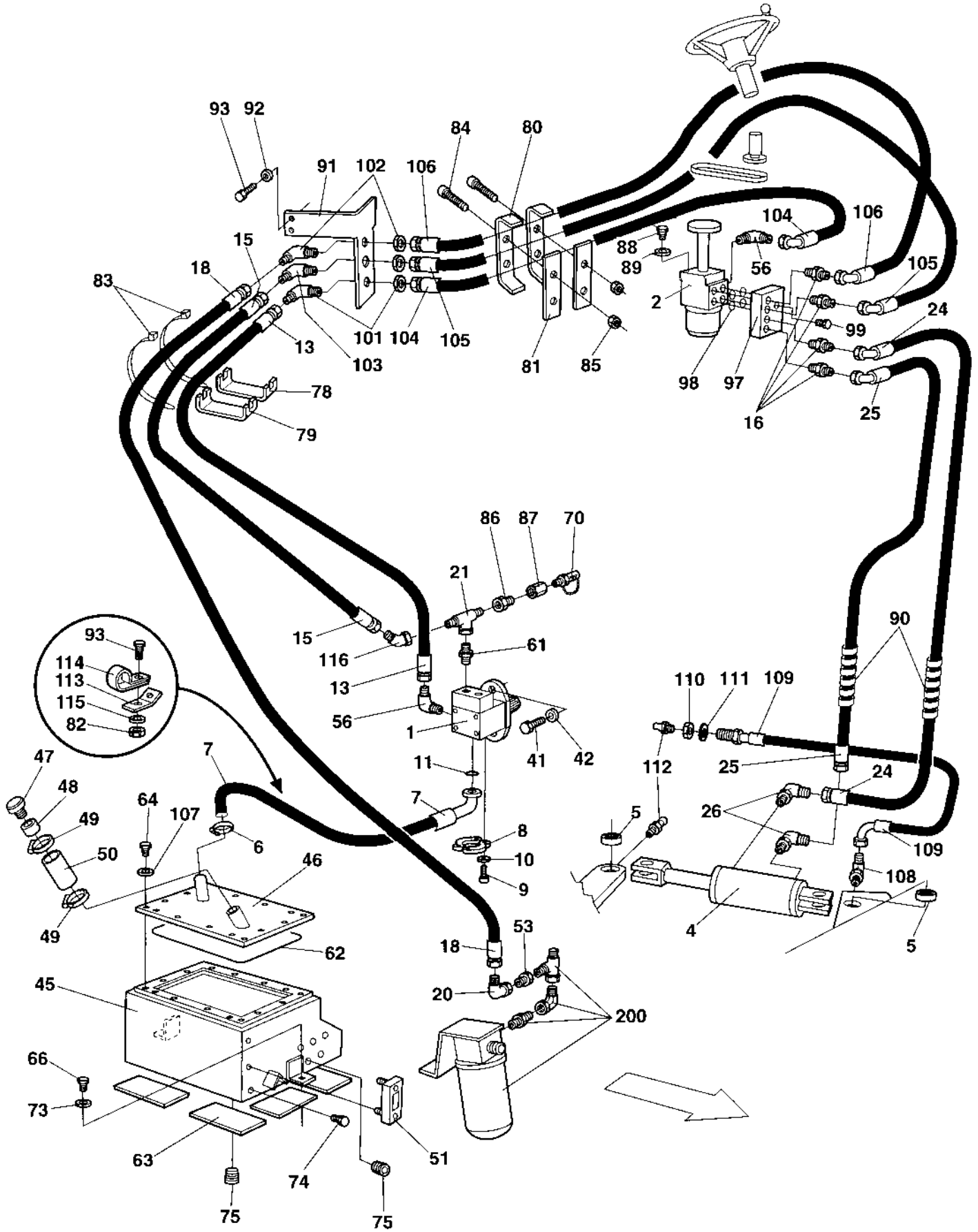
1) See section " Vibration system, pump "



Ref. No.	Part No.	Rem.	Qty	Description	Code
1			1	Valve, cpl Vibration	
2	909201		1	.Valve block	
3	909202		2	.Solenoid valve	
4	909203		1	..Solenoid	D
5	909208		8	.O-ring	D
6	909204		8	.Screw	
7	909205		2	.Check valve	D
8	909206		1	.Pressure relief valve	D
9	909207		5	.Plug with sealing	
10	902937		2	.Plug	
11	909217		2	.Plug	
12	909216		2	.O-ring	



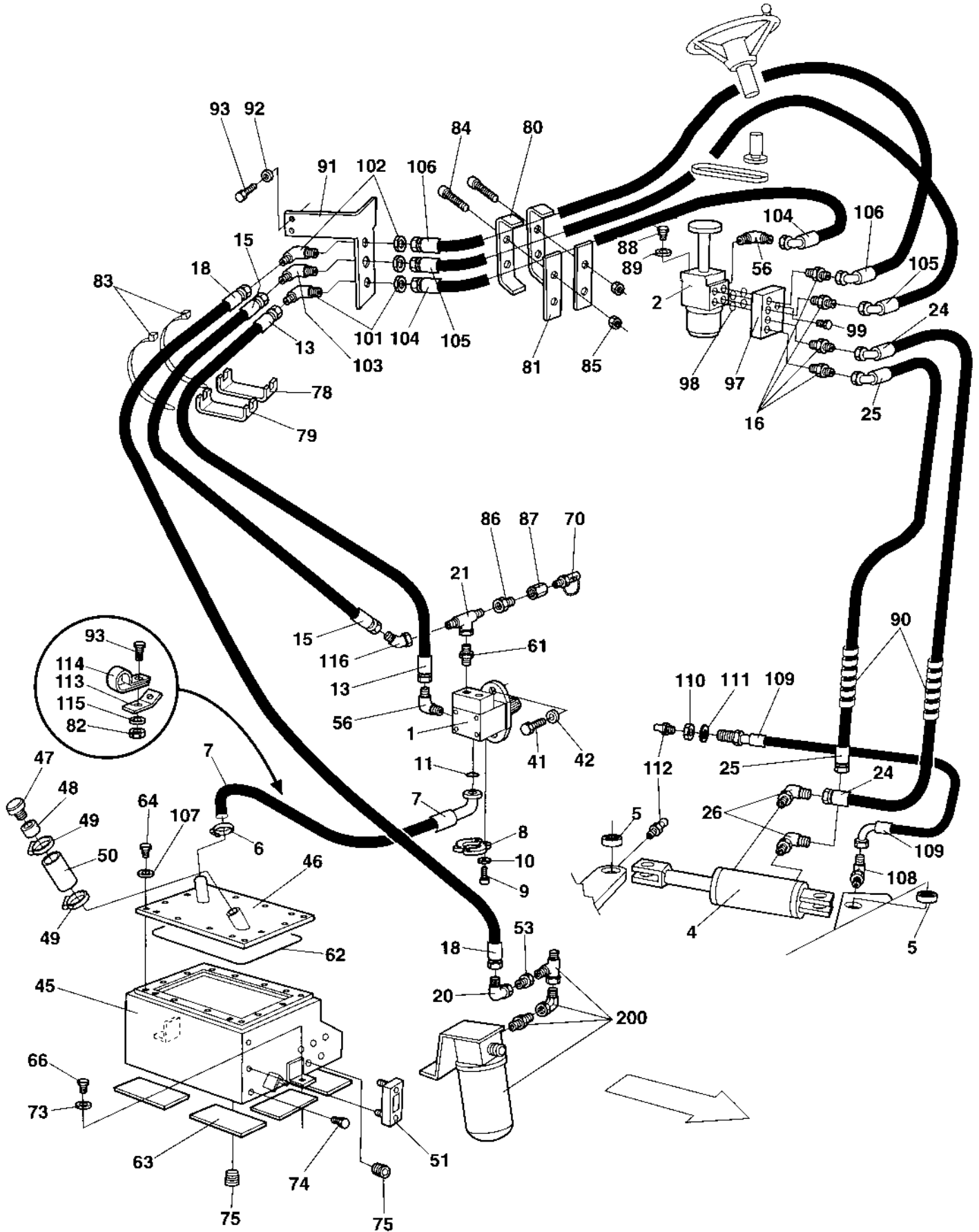
Ref. No.	Part No.	Rem.	Qty	Description	Code
1			1	Oil cooler cpl	
2	935780		1	.Oil cooler	
3	935782		1	.Fan shroud	
4	935781		1	.Fan	
5	359223		1	.Grid	
6	359226		1	.Hydraulic motor	D
	902882		1	..Seal kit	D
	935783		1	..Key	D
7			1	..Valve	D
8			4	.Screw	D
9			4	.Washer	D
10			4	.Screw	D
11			4	.Washer	D
12			4	.Washer	D
13			6	.Screw	D
14	359225		1	.Plug	
15	359224		1	.Valve	
16			1	.Rubber seal	
18	160024		1	.O-ring	
19	332038		1	.Plug	



Steering system

Ref. No.	Part No.	Rem.	Qty	Description	Code
1	358993		1	Hydraulic pump Steering Up to 62110332	C
	374027		1	Hydraulic pump Steering From 62110333 (Page 146)	C
2	359139		1	Pilot valve (Page 148)	C
4	375031		1	Hydraulic cylinder (Page 150)	C
5	813316		2	Ball bushing	D
6	923378		1	Hose clamp	
7	359631		1	Hydraulic hose Up to 62110332	
	376040		1	Hydraulic hose From 62110333	
8	232097		2	Flange half Up to 62110332	D
	232119		2	Split flange From 62110333	
9	500029		4	Screw M10-1,5x30 8,8	
10	904637		4	Washer 10x18x2	
11	813429		1	O-ring Up to 62110332	
	813443		1	O-ring From 62110333	D
13	482473		1	Hydraulic hose	
15	482990		1	Hydraulic hose	
16	924731		4	Connector	
18	482995		1	Hydraulic hose	
20	334524	A	1	Connector	
21	234953		1	Tee-connector	
24	482917		1	Hydraulic hose	D
25	482918		1	Hydraulic hose	D
26	334420		2	Elbow 90	
41	903460		2	Screw Up to 62110332	
	508096		2	Screw M10-1,5x25H 8,8 From 62110333	
42	904230		2	Washer 10,5x22x2 Up to 62110332	
	904637		2	Washer 10x18x2 From 62110333	
45	359632		1	Hydraulic oil tank	
46	359639		1	Cover	
47	357138		1	Ventilating filter	B
48	357139		1	Connector	
49	313008		2	Hose clamp	D
50	205067	C	1XL	Rubber hose	
51	989151		1	Oil level gauge	D
53	929122		1	Reducing	
56	334203		2	Elbow 90, O-ring	
61	334121		1	Straight connector	
62	357141		1	O-ring	
63	357459		6	Rubber cloth	
64	500053		14	Screw M8-1,25x20 8,8	
66	500028		2	Screw M10-1,5x25 8,8	
70	910161		1	Measuring nipple	D
73	603006		2	Washer	
74	232122		1	Plug 3/4NPTF	
75	892446		2	Plug	
78	359647	D	N	Hose clamp	
79	359648	E	N	Hose clamp	
80	359649		2	Hose clamp	
81	359650		2	Hose clamp	
82	902286		1	Lock nut M8	
83	313102		N	Cable ties	
84	500061		4	Screw M6-1X35 8,8	
85	902285		4	Lock nut M6	
86	334461		1	Reducing	
87	433830401		1	Connector	

- A) At filter
- C) L=0.25 m
- D) 106/30/18 mm
- E) 90/30/20 mm

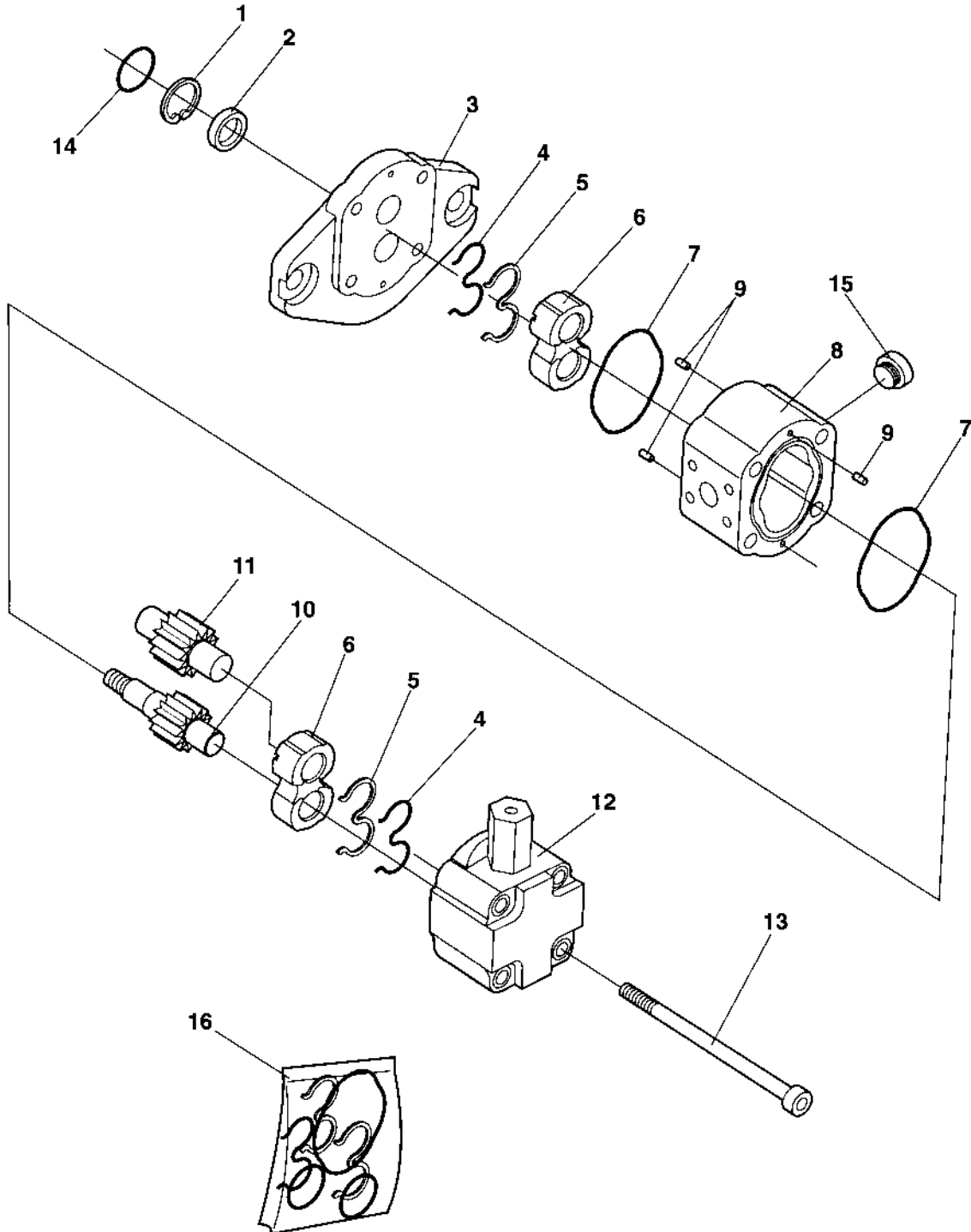


Steering system

Ref. No.	Part No.	Rem.	Qty	Description	Code
88	502036		4	Screw	
89	603006		4	Washer	
90	903082	G	2XL	Hose shield	
91	371519		1	Holder plate	
92	603019		1	Washer	
93	500021		3	Screw M8-1,25x25 8,8	
97	370155		1	Valve block	
98	160287		4	O-ring	D
99	903773		2	Screw	
101	235002	I	1	Connector	
102	904115	I	1	Bulkhead elbow	D
103	234512	I	1	Bulkhead union	
104	482257		1	Hydraulic hose	
105	482992		1	Hydraulic hose	
106	482993		1	Hydraulic hose	
107	603009		14	Washer	
108	371669		1	Straight connector	
109	903812		1	Hydraulic hose	
110	903831		1	Nut M12	
111	904231		1	Washer 13x24x2	
112	926214		2	Grease fitting	D
113	372680		1	Bracket	
114	921022		1	Hose clamp	
115	904229		1	Washer 8,4x16x1,5	
116	234662		1	Elbow 45	
200				Existing parts	
G)	L=0.350 m				
I)	90 degree				

374027 Hydraulic pump Steering

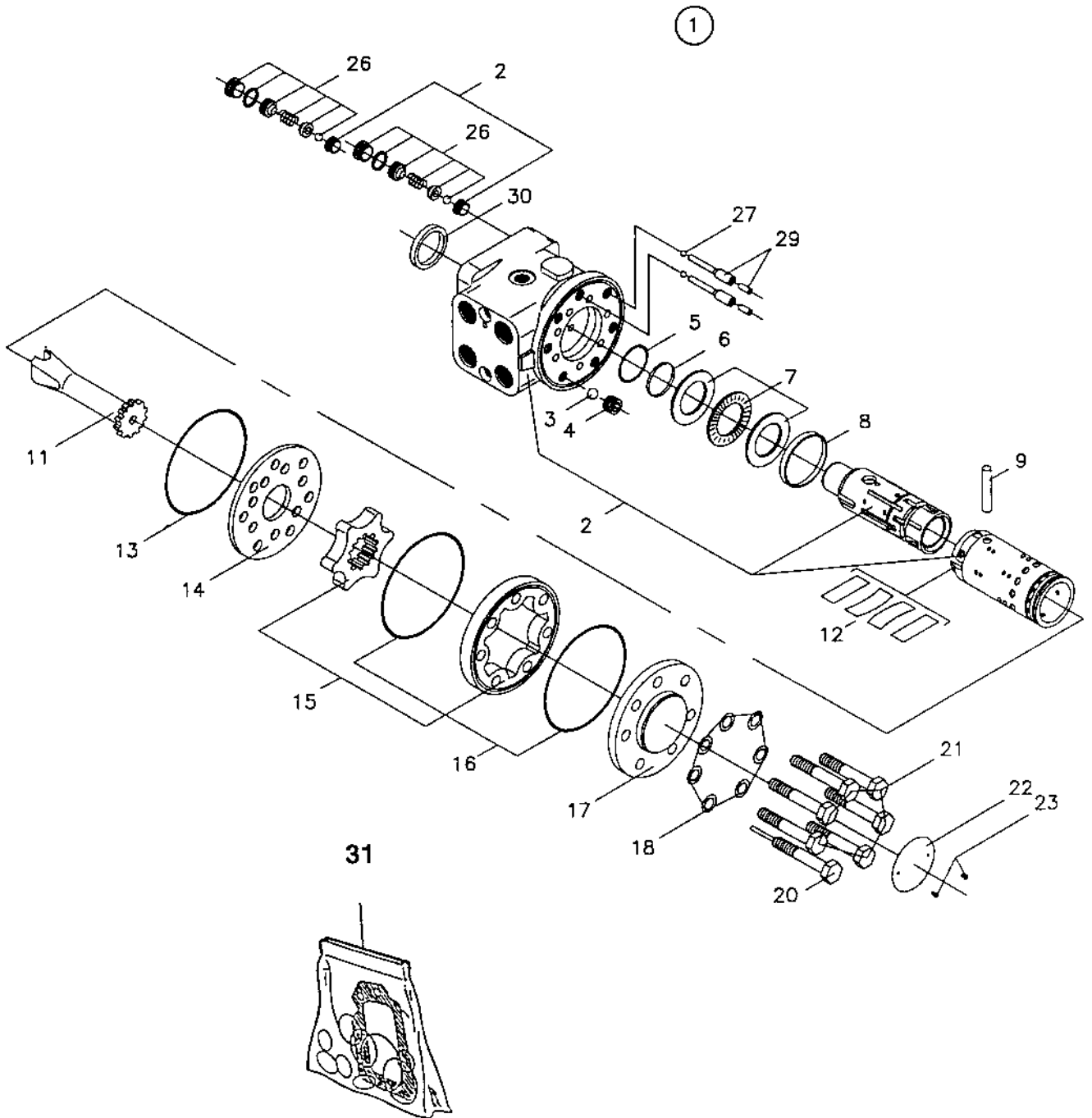
17022



374027 Hydraulic pump Steering

Ref. No.	Part No.	Rem.	Qty	Description	Code
			1	Steering pump, cpl	
1			1	.Snap ring	
2		1	1	.Shaft seal	
3			1	.Flange	
4		1	2	.Back-up ring	
5		1	2	.Seal	
6			2	.Bushing	
7		1	2	.O-ring	
8			1	.Housing	
9			3	.Pin	
10			1	.Drive shaft	
11			1	.Gear	
12			1	.Cover	
13			4	.Screw	
14		1	1	.O-ring	
15			1	.Plug	
16	937813		1	Seal kit	

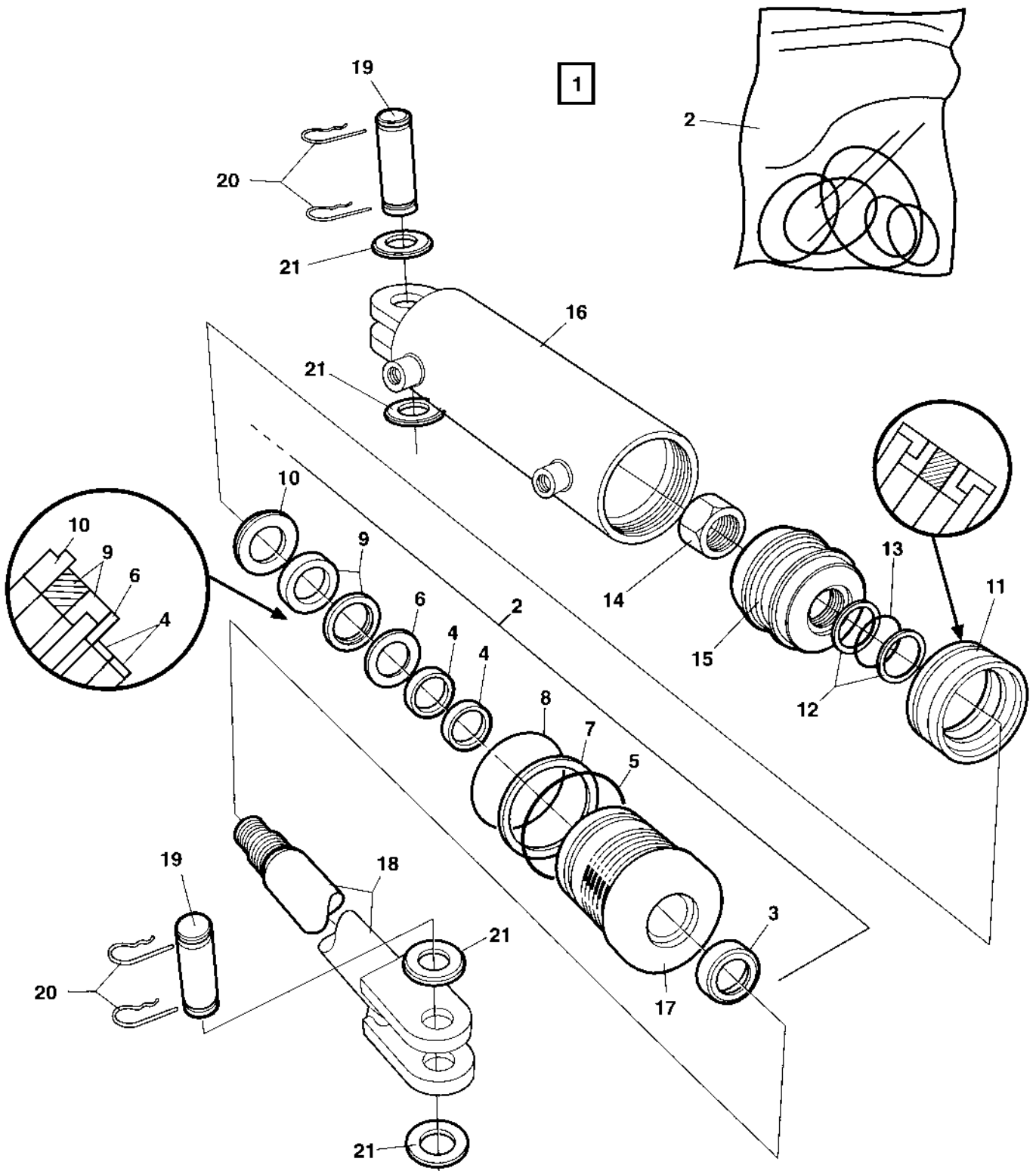
1) Included in seal kit item 16.



359139 Pilot valve

Ref. No.	Part No.	Rem.	Qty	Description	Code
1			1	Pilot valve, cpl	
2			1	.Housing, cpl	
3	480468		1	.Ball	
4	480446		1	.Threaded bushing	D
5		1	1	.O-ring	D
6		1	1	.Seal ring	D
7	911620		1	.Bearing	D
8	480449		1	.Ring	
9	480447		1	.Cross pin	
11	902861		1	.Cardan shaft	
12	909211		1	.Set of springs	
13		1	1	.O-ring	
14	902862		1	.Valve plate	
15	909212		1	.Gear wheel set	
16		1	2	.O-ring	
17	480450		1	.End cap	
18		1	7	.Washer	
20	909213		1	.Screw with pin	
21	909214		6	.Screw	
22			1	.Plate	
23			2	.Screw	
26	929012		2	.Shock valve 22,5-24,0 MPa	
27	929013		2	.Ball	
29	929014		2	.Rolled pin	
30		1	1	.Dust seal ring	
31	480457		1	.Spare parts kit	D

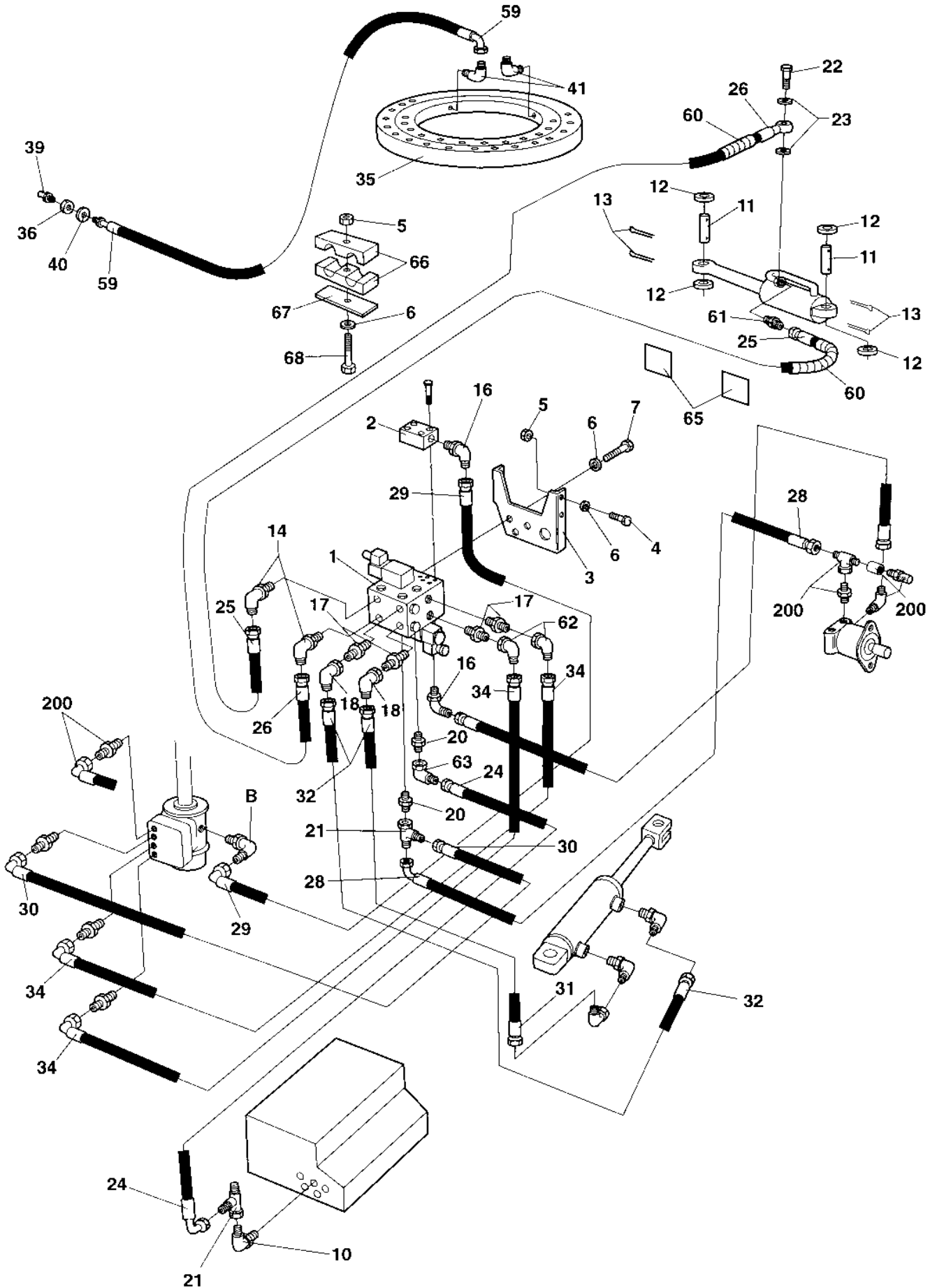
1) Includes in seal kit item 31.



375031 Hydraulic cylinder

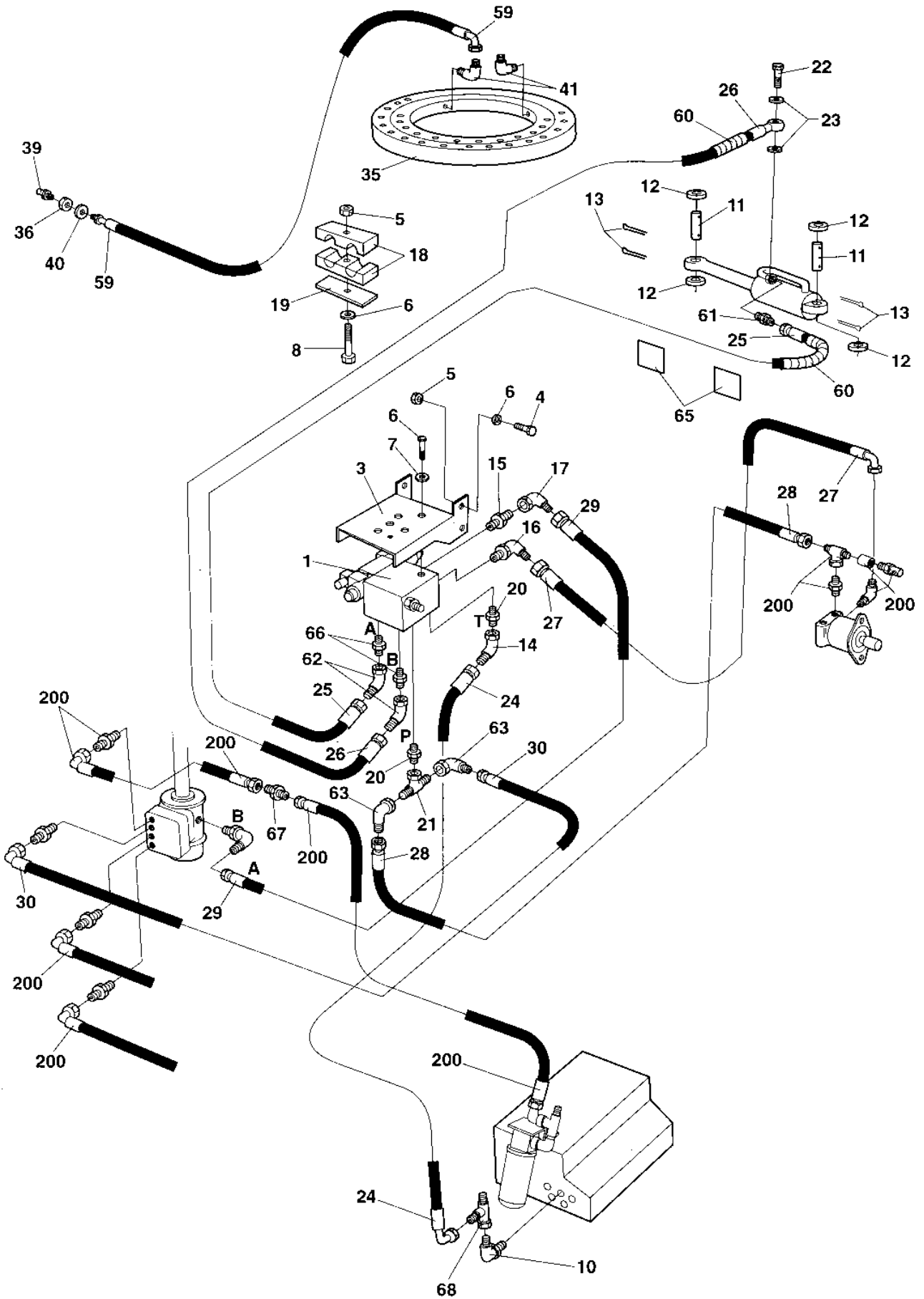
Ref. No.	Part No.	Rem.	Qty	Description	Code
1			1	Steering cylinder, cpl	D
2	904145		1	.Seal kit	D
3			1	..Seal	D
4			2	..Seal	D
5			1	..O-ring	D
6			1	..Back-up ring	D
7			1	..Back-up ring	D
8			1	..O-ring	D
9			1	..Seal	D
10			1	..Retaining ring	D
11			1	..Seal	D
12			2	..Back-up ring	D
13			1	..O-ring	D
14			1	..Lock nut	D
15	904143		1	.Piston block	
16	936267		1	.Cylinder	
17	903619		1	.Steering	
18	936268		1	.Piston rod	
19	347119		2	.Shaft	D
20	635061		4	.Hair clip	D
21	600016		4	.Washer 26x45x4	

17192-1



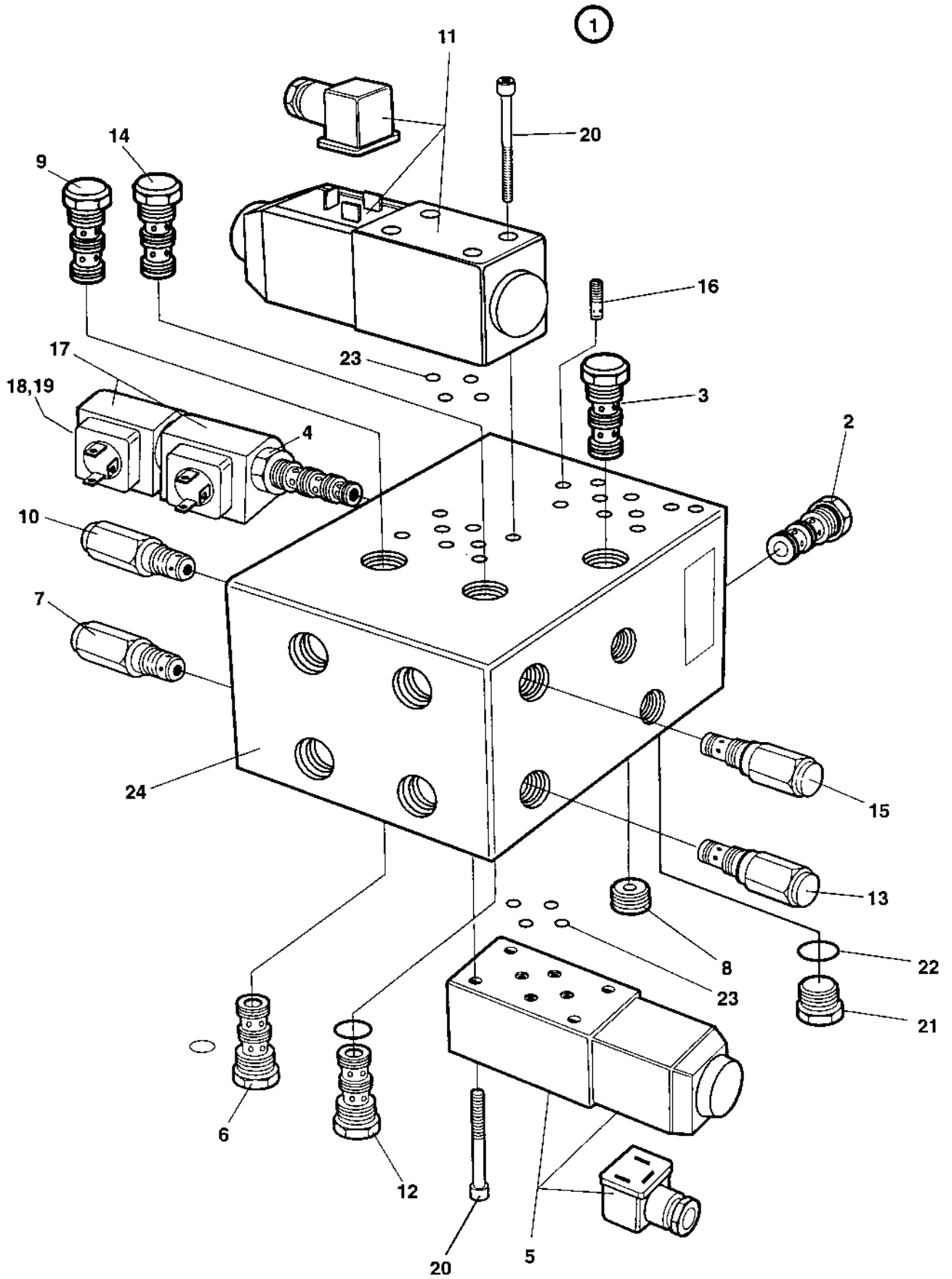
Ref. No.	Part No.	Rem.	Qty	Description	Code
1			1	Valve Offset drum (Page 156)	
2	359231		1	Cover plate	
	908418	A	1	.Screw, set	
	908417		6	.O-ring	
3	359767		1	Holder plate	
4	500021		4	Screw M8-1,25x25 8,8	
5	570005		5	Nut M8	
6	904229		8	Washer 8,4x16x1,5	
7	500053		3	Screw M8-1,25x20 8,8	
9	373403		1	Cylinder Offset drum (Page 160)	C
10			1	Existing	C
11	357419		2	Shaft	D
12	600016		4	Washer 26x45x4	
13	630019		4	Split pin	D
14	334420		2	Elbow 90	
16	234850		2	Elbow 90, O-ring	
17	924731		4	Connector	
18	334524		2	Connector	
20	334121		2	Straight connector	
21	334135		2	T-connector	
22	330171		1	Hollow screw	
23	162024		2	Washer, sealing	
24	483411		1	Hydraulic hose	
25	482938		1	Hydraulic hose	D
26	359768		1	Hydraulic hose	D
28	483490		1	Hydraulic hose	
29	482256		1	Hydraulic hose	
30	482997		1	Hydraulic hose	
31	483159		1	Hydraulic hose	D
32	482942		1	Hydraulic hose	D
34	482944		2	Hydraulic hose	
35	359192	B	1	Bearing	
36	903831		4	Nut M12	
39	926214		4	Grease fitting	D
40	904231		4	Washer 13x24x2	
41	373183		4	Elbow 90	
59	903813		4	Hydraulic hose	
60	903082		2	Hose shield	
61	334236		1	Adapter	
62	801781		2	Connector	
63	334197		1	Elbow 90	
65	903422		2	Decal "SAFETY"	
66	904871		1	Pipe clamp	
67	904872		1	Cover plate	
68	500068		1	Screw M08x65	
200		E	1	Existing parts	

- A) Kit of 4 pcs
- B) Yoke bearing
- E) See section " Steering system "



Ref. No.	Part No.	Rem.	Qty	Description	Code
1	380780		1	Control valve, cpl Offset drum (Page 158)	
3	381029		1	Holder plate	
4	500021		4	Screw M8-1,25x25 8,8	
5	570005		5	Nut M8	
6	904229		8	Washer 8,4x16x1,5	
7	500053		3	Screw M8-1,25x20 8,8	
8	500068		1	Screw M08x65	
9	373403		1	Cylinder Offset drum (Page 160)	C
10			1	Existing	C
11	357419		2	Shaft	D
12	600016		4	Washer 26x45x4	
13	630019		4	Split pin	D
14	234662		1	Elbow 45	
15	234388		1	Connector	
16	234850		1	Elbow 90, O-ring	
17	334196		1	Elbow 90	
18	904871		1	Pipe clamp	
19	904872		1	Cover plate	
20	334121		2	Straight connector	
21	234953		1	Tee-connector	
22	330171		2	Hollow screw	
23	162024		2	Washer, sealing	
24	483411		1	Hydraulic hose	
25	483513		1	Hydraulic hose	
26	359768		1	Hydraulic hose	D
27	482472		1	Hydraulic hose	
28	483231		1	Hydraulic hose	
29	482064		1	Hydraulic hose	
30	482940		1	Hydraulic hose	
35	359192		1	Bearing	
36	903831		4	Nut M12	
39	926214		4	Grease fitting	D
40	904231		4	Washer 13x24x2	
41	373183		4	Elbow 90	
59	903813		4	Hydraulic hose	
60	903082	NXL		Hose shield	
61	334236		1	Adapter	
62	801781		2	Connector	
63	334197		2	Elbow 90	
65	903422		2	Decal "SAFETY"	
66	924731		2	Connector	
67	925762		1	Adapter	
68	334135		1	T-connector	
200		1		Existing parts	

1) See section "Steering systgem".

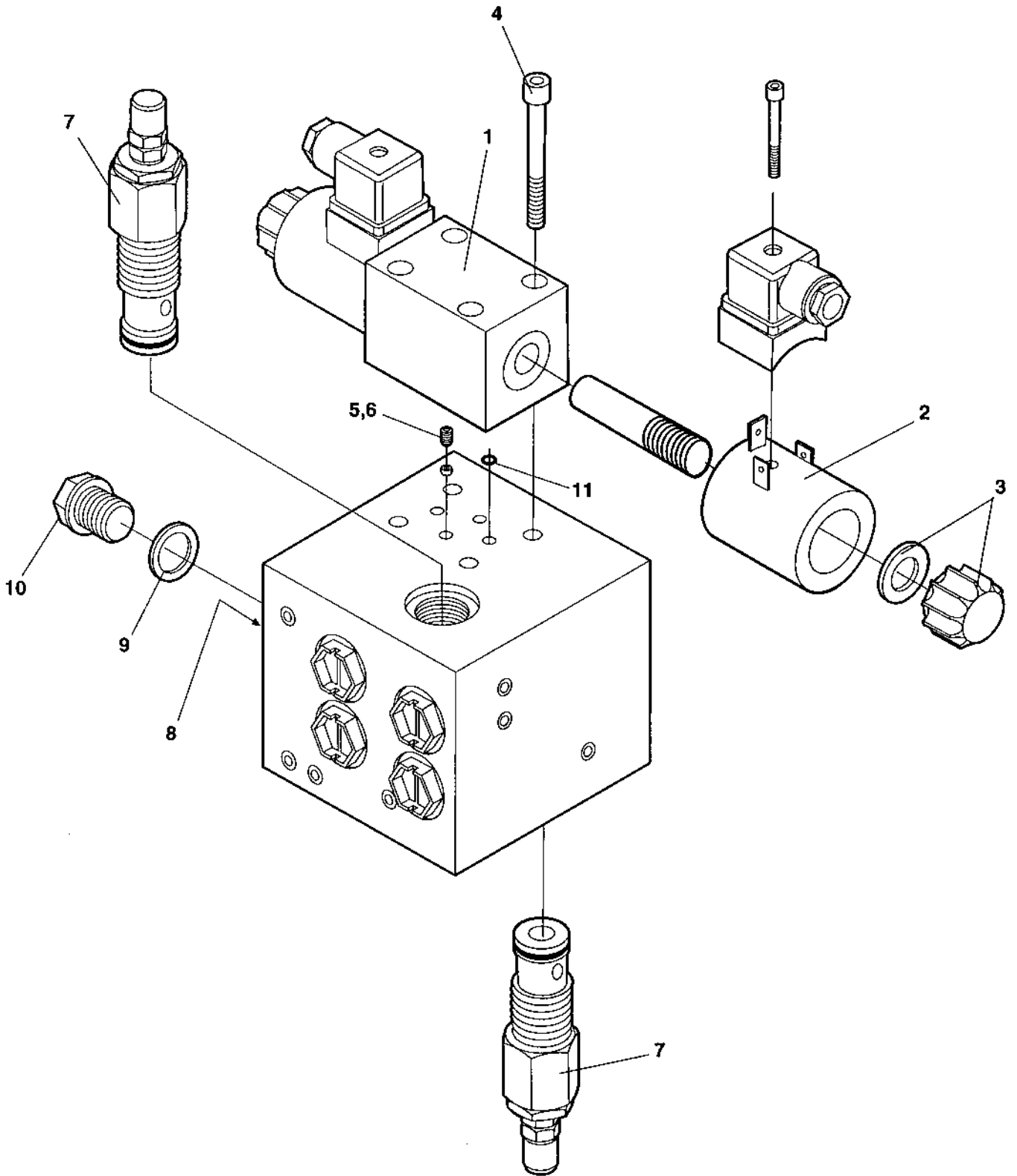


Valve Offset drum

Ref. No.	Part No.	Rem.	Qty	Description	Code
1	359230		1	Valve	C
	375128		1	Valve	C
	380978		1	Valve	
2	908205		1	.Pressure sensing valve	
3	908205		1	.Pressure sensing valve	
4	908206	A	1	.Directional valve	
5	908207		1	.Directional valve, cpl	
	900991		1	..Solenoid	
	900992		1	..Seal kit	D
6	937659		1	.Check valve	
7	936145		1	.Pressure relief valve	
8	908209		1	.Orifice	
9	937659		1	.Check valve	
10	936145		1	.Pressure relief valve	
11	908207		1	.Directional valve, cpl	
	900991		1	..Solenoid	
	900992		1	..Seal kit	D
12	937659		1	.Check valve	
13	936145		1	.Pressure relief valve	
14	937659		1	.Check valve	
15	936145		1	.Pressure relief valve	
16	908210		1	.Orifice	
17	908707		2	.Coil	
18	908211		1	.Nut	
19	908212		1	.Washer	
20	927645	B	2	.Screw, set	
21	908213		2	.Plug	
22	908214		2	.O-ring	
23	908417		8	.O-ring	
24			1	.Valve block	

A) Without 17,18,19

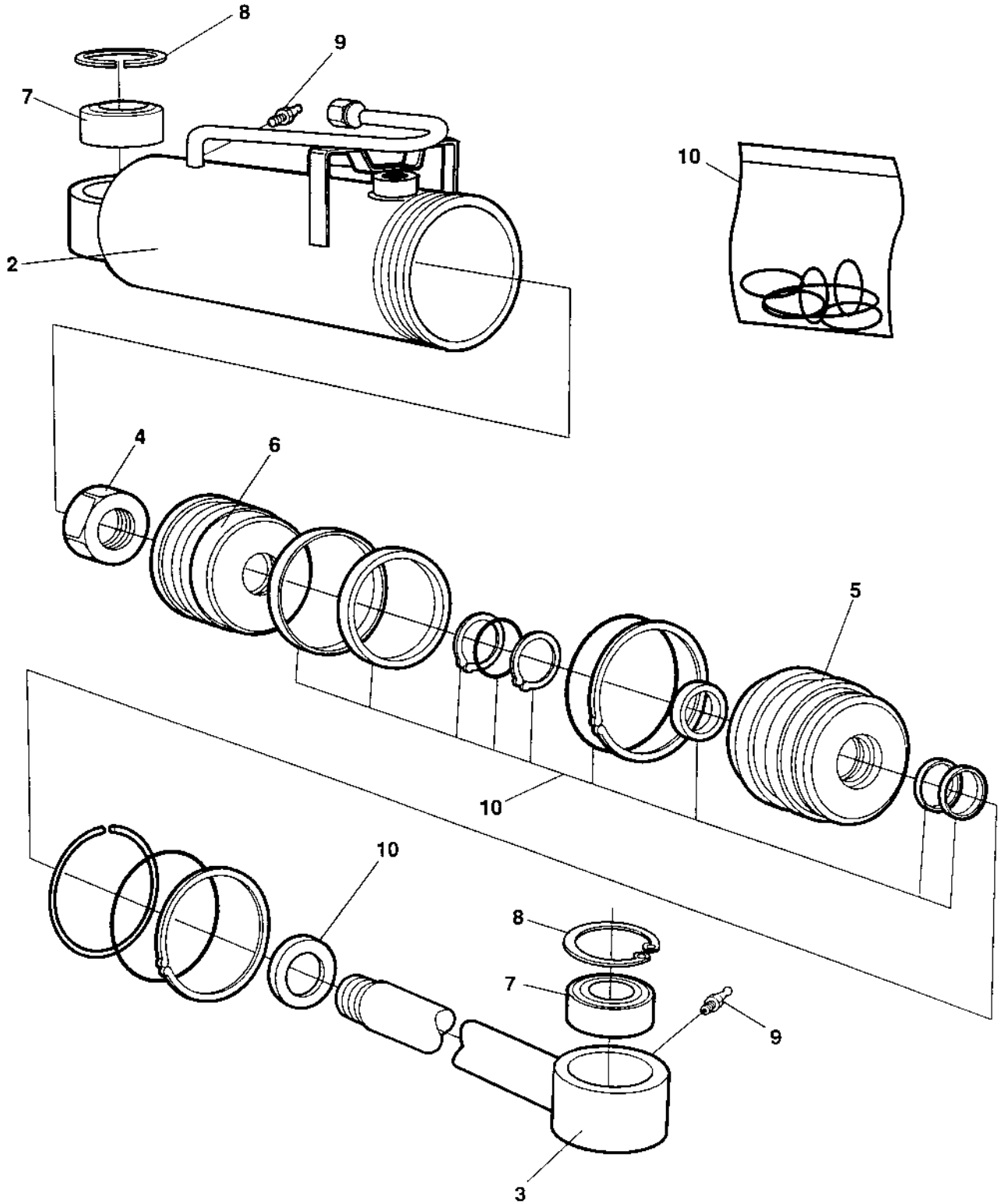
B) 4 pcs in a set



380780 Control valve, cpl Offset drum

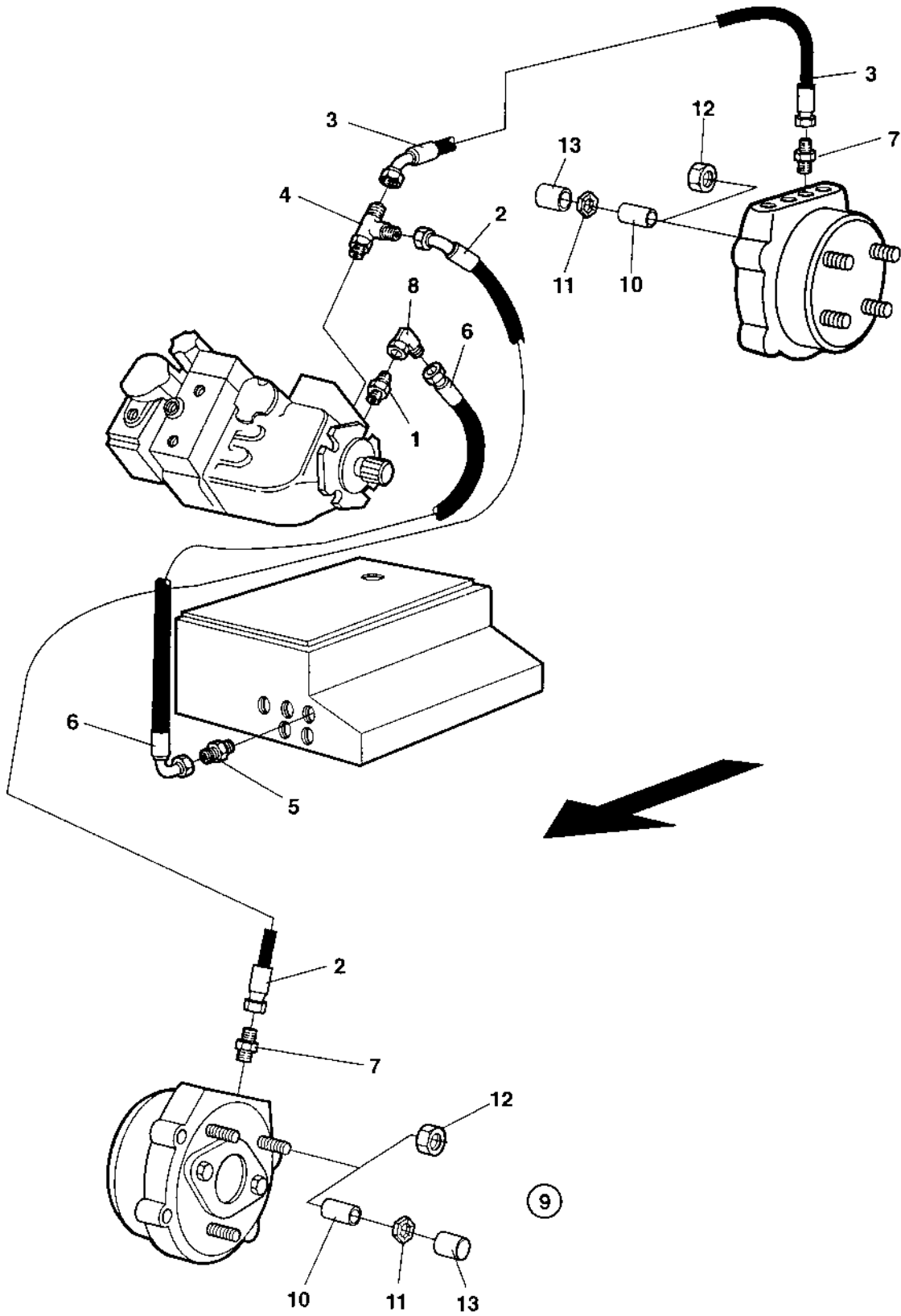
Ref. No.	Part No.	Rem.	Qty	Description	Code
			1	Valve, cpl	
1	937800		1	.Valve	
2	937801		2	.Coil	
3	937802		2	.Nut incl. seal	
4	937803		4	.Screw	
5	937804		1	.Orifice 1,5 mm	
6			1	.Not used on this model	
7	937806		2	.Overcenter valve	
8	937807		2	.Shuttle valve	
9	937808		2	.Copper washer	
10	937809		2	.Plug	
11	937810		4	.O-ring	

1



373403 Cylinder Offset drum

Ref. No.	Part No.	Rem.	Qty	Description	Code
1			1	Hydraulic cylinder, cpl	
2			1	.Cylinder	
3			1	.Piston rod	
4			1	.Cylinder nut	
5			1	.Gland	
6			1	.Piston	
7	238272		2	.Bearing	D
8	151012		2	.Retaining ring	
9	926214		2	.Grease fitting	D
10	904164		1	.Seal kit	D

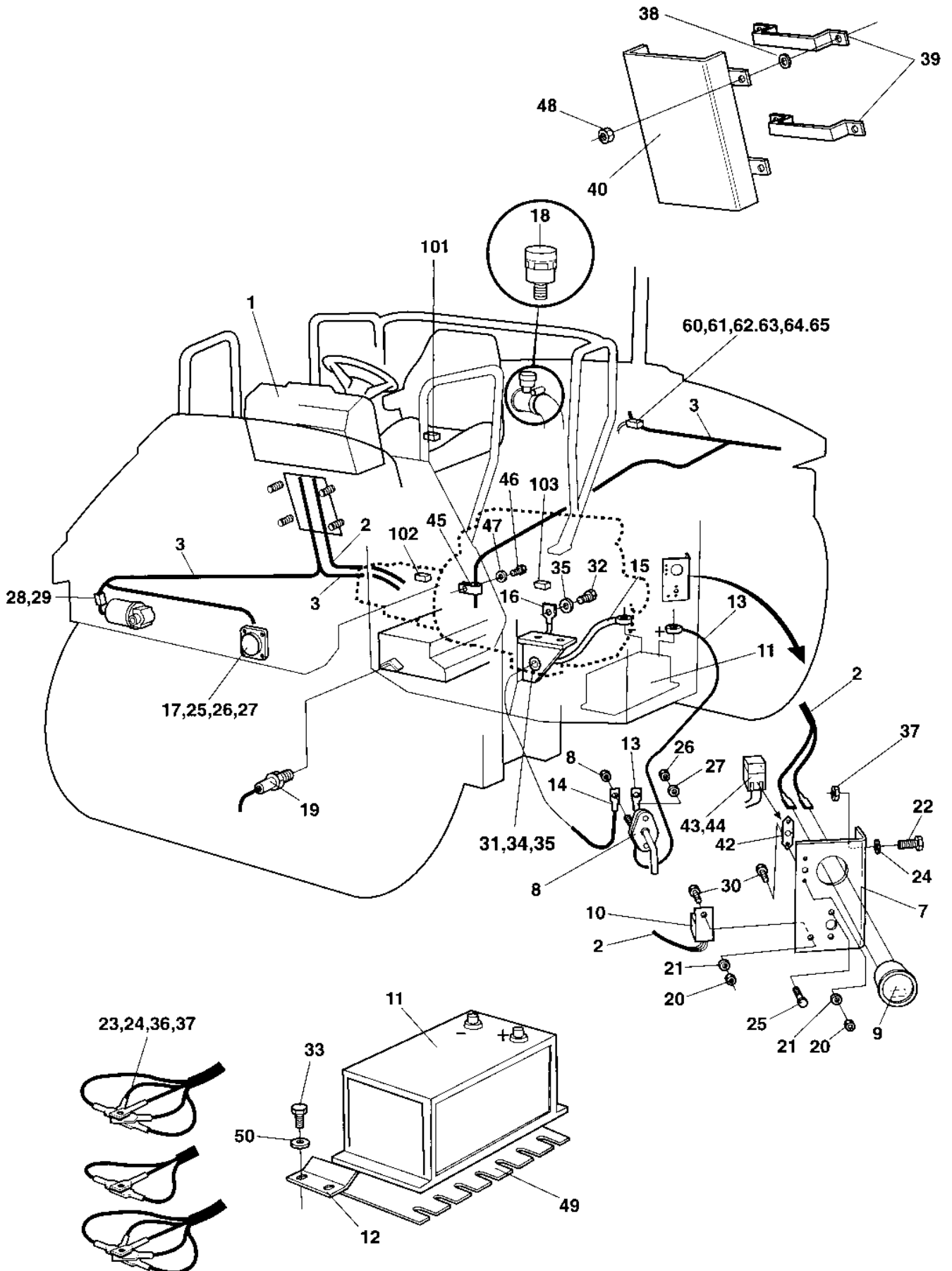


Brake system

Ref. No.	Part No.	Rem.	Qty	Description	Code
1	234233		1	Adapter	
2	483244		1	Hydraulic hose	D
3	483245		1	Hydraulic hose	D
4	234746		1	Connector	
5	234349		1	Connector	
6	482782		1	Hydraulic hose	
7	925723		2	Connector	
8	334524		1	Connector	
9	372439	1	1	Brake release kit Up to 62110340	
10	372423		6	.Rubber sleeve	
11	904051		6	.Lock washer	
12	570007	A	6	.Lock nut M12	
13	904138		6	.Protection cap	

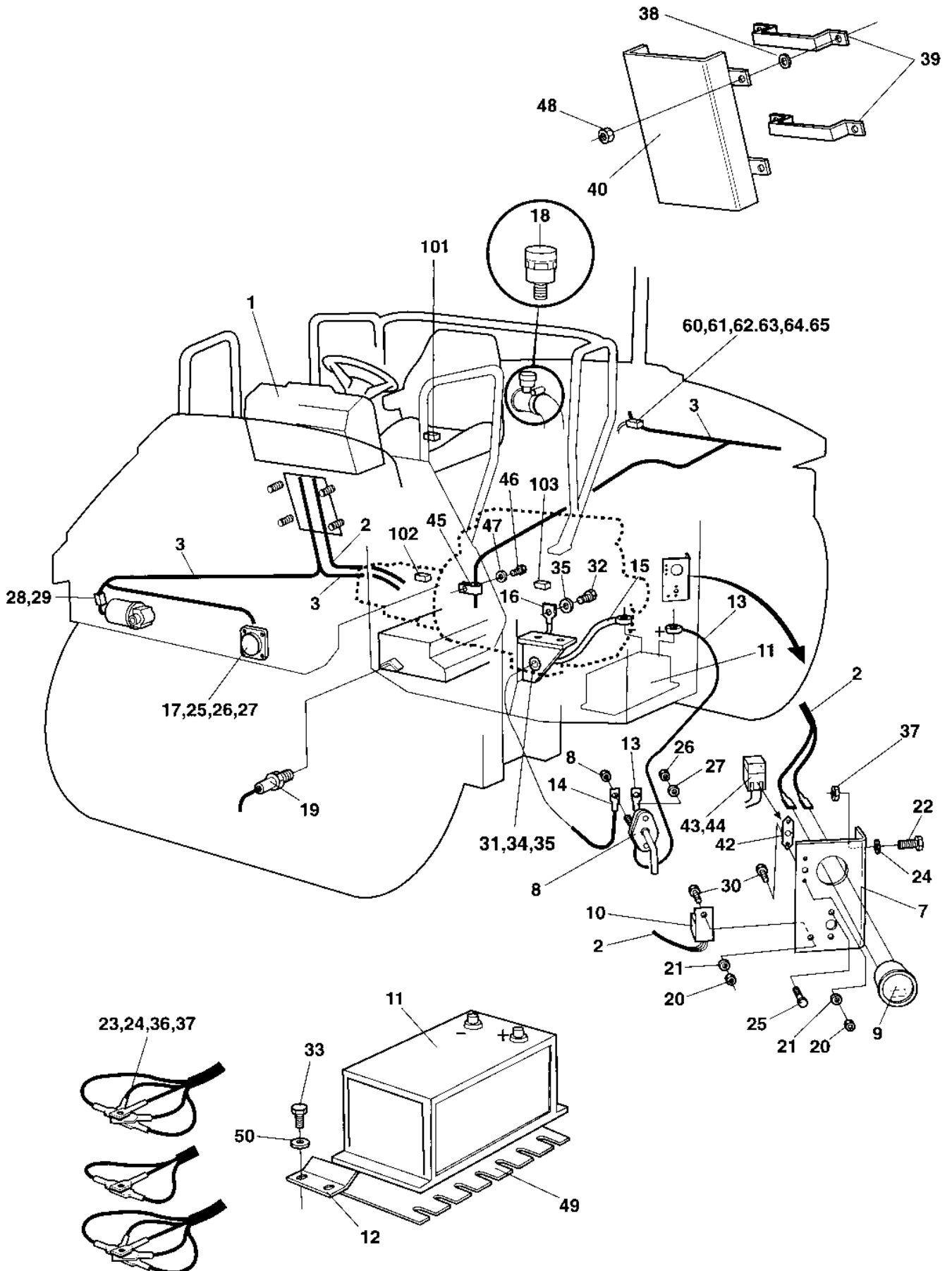
- 1) Only for hydraulic motors PN 358999 and 359000.
A) For brake release

Ref. No.	Part No.	Rem.	Qty	Description	Code
100				Electrical equipment (Page 166)	
150				Electrical equipment Additional for cab (Page 170)	
175				Electrical battery switch (Page 172)	
200				Instrument box (Page 174)	
300				Instrument panel Main (Page 176)	
325				Instrument panel Upper left (Page 178)	
350				Instrument panel Upper right (Page 180)	
375				Instrument panel Lower left (Page 182)	
400				Instrument panel Lower right (Page 184)	
450				Instrument panel Relay, fuses (Page 186)	
500				Emergency stop panel (Page 188)	
600				Driving lights Direction & licenseplate light Up to 62110331 (Page 190)	
601				Driving lights Direction & licenseplate light From 62110332 (Page 192)	
603				Working light Rops (Page 194)	
605				Protection cover, Head light Option (Page 196)	
610				Working lights, cab (Page 198)	
620				Rotating beacon (Page 200)	
630				Tachograph Up to 62110390 (Page 202)	
				Tachograph From 62110391 (Page 204)	



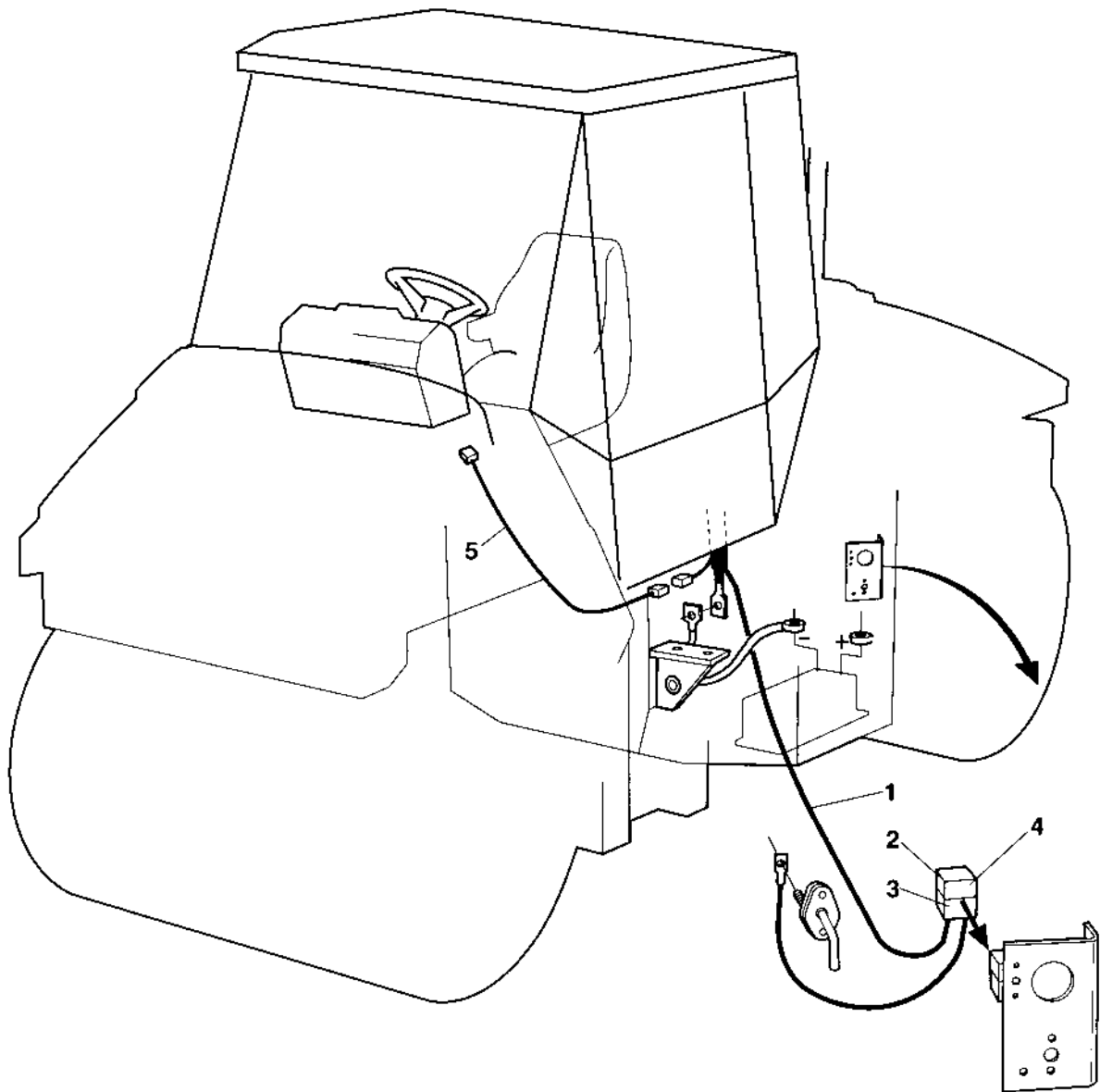
Ref. No.	Part No.	Rem.	Qty	Description	Code
1			1	Instrument panel	
2	372861		1	Cable harness Up to 62110331	
	376172		1	Cable harness From 62110332 Up to 62110341	
	381576		1	Cable harness From 62110342 Up to 62110363	
	384088		1	Cable harness From 62110364	
3	374617		1	Cable harness Up to 62110331	
	376173		1	Cable harness From 62110332 Up to 62110363	
	384100		1	Cable harness From 62110364	
7	372999		1	Holder plate	
8	930150		1	Battery switch	D
	928021		1	.Key	D
9	801567		1	Hour meter Up to 62110341	
10	287597	A	1	Relay	D
11	470021		1	Battery	
12	356500		1	Battery holder Up to 62110343	
	382267		1	Battery holder From 62110344	
13	348136		1	Battery cable (+)	
14	370076		1	Cable	
15	348303		1	Battery cable (-)	
16	335607		1	Ground cable	
17	999027		2	Horn	D
18	929023	B	1	Indicator	D
19	903631	C	1	Temperature sensor Hydraulic oil	D
20	586001		3	Lock nut M5	
21	904281		3	Washer 5,3x10x1	
22	500022		2	Screw M8-1,25x30 8,8	
23	586003		3	Lock nut M8	
24	904229		5	Washer 8,4x16x1,5	
25	500040		4	Screw M6-1x20 8,8	
26	586002		8	Lock nut M6	
27	904228		8	Washer 6,4x12x1,5	
28	901766		2	Connector 2-POL Up to 62110363	D
29	960273		4	Terminal Up to 62110363	
30	500006		2	Screw M5x16	
31	500105		1	Hexagon screw	
32	500028		1	Screw M10-1,5x25 8,8	
33	500053		2	Screw M8-1,25x20 8,8	
34	586018		1	Lock nut M10	
35	904230		3	Washer 10,5x22x2	
36	500239		3	Screw M8-1.25x50	
37	570005		4	Nut M8	
38	904044		4	Washer	
39	372775		2	Cable holder	
40	372774		1	Casing	
42	904036		1	Fuse holder	
43	904032	D	1	Fuse holder	
44	904037		1	Fuse 30A	D
45	921104		1	Clamp	
46	500028		1	Screw M10-1,5x25 8,8	
47	904637		1	Washer 10x18x2	
48	902286		4	Lock nut M8	
49	382266		1	Battery insulation From 62110344	

- A) Start
- B) Air filter
- C) Hydraulic oil
- D) In cable harness



Ref. No.	Part No.	Rem.	Qty	Description	Code
50	904556		2	Washer 8,4x16x3,0 From 62110344	
60	900798	E	1	Back-up alarm	
	903241	E	1	Back-up alarm 97 dB	D
61	926611		2	Screw	
62	586001		2	Lock nut M5	
63	904281		2	Washer 5,3x10x1	
64	901766		1	Connector 2-POL	D
65	960273		2	Terminal	
	960275	G	2	Terminal	
101		1	1	Seat switch	
102		F	1	Neutral start switch	
103		2	1	Stop solenoid	

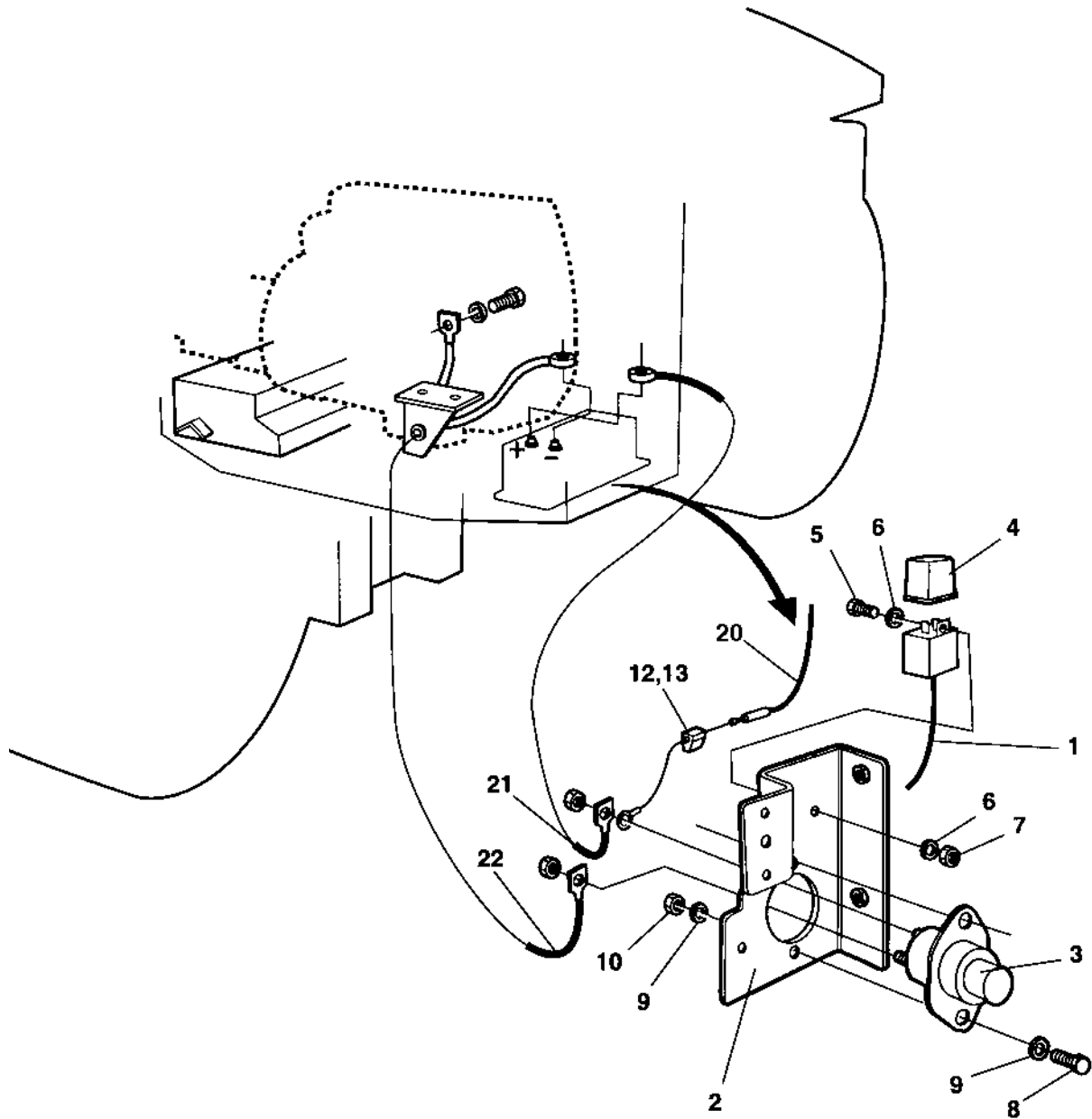
- 1) See section " Drivers seat "
- 2) See section " Engine "
- E) Option
- F) See propulsion pump
- G) For 97 dB Back-up alarm



Electrical equipment Additional for cab

Ref. No.	Part No.	Rem.	Qty	Description	Code
1	370762	A	1	Cable harness Up to 62110331	
	376176	A	1	Cable harness From 62110332 Up to 62110345	
	382838	A	1	Cable harness From 62110346	
2	904032	B	1	.Fuse holder	
3	904031	B	2	.Terminal	
4	904041		1	Fuse 70A	
5	381893		1	Cable harness From 62110344	

- A) Cabin main support
B) Incl in item 1



Electrical battery switch

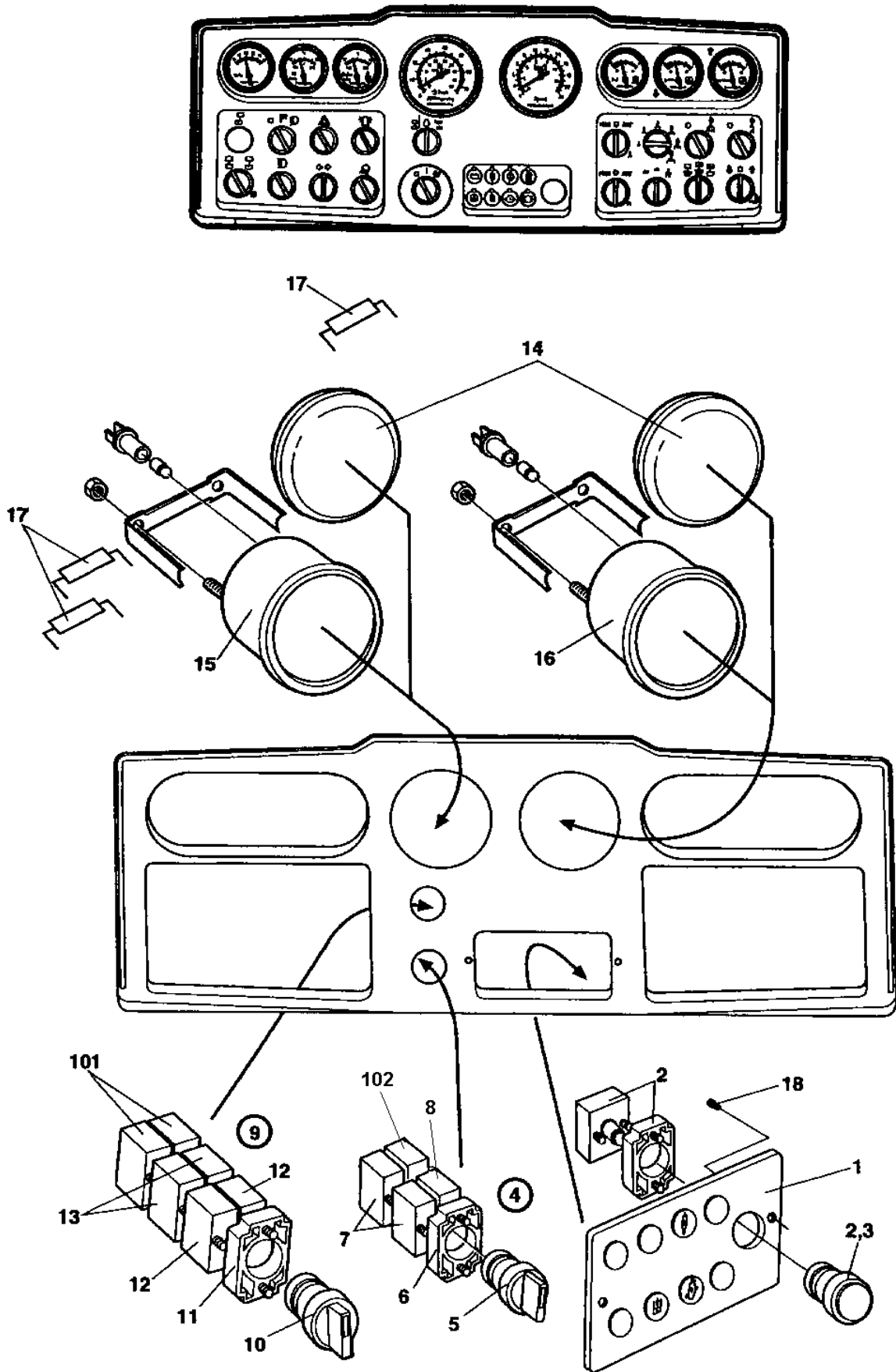
Ref. No.	Part No.	Rem.	Qty	Description	Code
1	384038		1	Cable harness	
	357562		1	Relay holder	
2	384055		1	Holder plate	
3	791077		1	Electrical battery switch	
4	287597		1	Relay	D
5	508020		1	Screw M5x20	
6	904281		2	Washer 5,3x10x1	
7	586001		1	Lock nut M5	
8	500021		2	Screw M8-1,25x25 8,8	
9	904229		4	Washer 8,4x16x1,5	
10	570005		2	Nut M8	
12	904015		1	Fuse holder	
13	901226		1	Fuse 7.5A	D
20		1	1	Cable harness	D
21		1	1	Battery cable	D
22		1	1	Battery cable	D

1) See section " Electrical equipment ".

Instrument box

Ref. No.	Part No.	Rem.	Qty	Description	Code
1	374105		1	Instrument box	
2	374379		1	Control panel	
3	359845		1	Cover	
4	370165		1	Relay bracket	
10	903658		8	Screw M5x10	
12	500040		4	Screw M6-1x20 8,8	
13	904228		4	Washer 6,4x12x1,5	
14	902285		4	Lock nut M6	
44	903599		4	Trunnion	
45	903600		4	Rubber washer	
46	903601		4	Washer	
51	903678		4	Rubber washer	
52	903602	1	4	Lock device	
53	903436	1	8	Blind rivet	
54	903653		4	Plug	
56	903961		4	Washer	
100			1	Control panel cover Option	
101	372103		1	.Cover	
102	358881		1	.Pad lock	
103	372104		1	.Eyelet	
104	357855		2	.Bushing	
105	372105		2	.Bracket	
106	904207		2	.Screw	
107	904208		2	.Screw	
108	904228		2	.Washer 6,4x12x1,5	
109	586002		2	.Lock nut M6	
110	903658		4	.Screw M5x10	

1) Included in cpl. Instrument box, item 1.

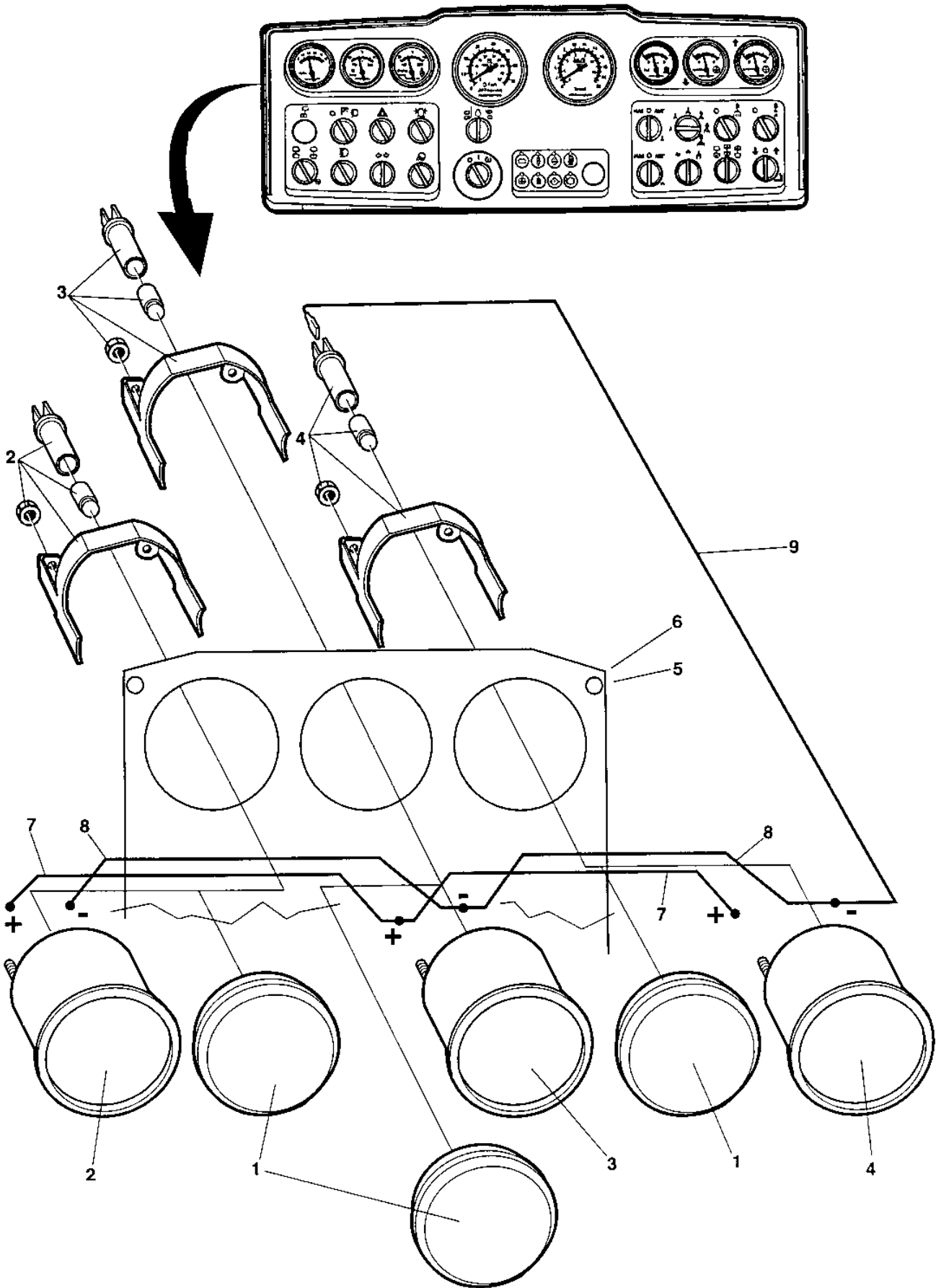


Ref. No.	Part No.	Rem.	Qty	Description	Code
1	370170	1	1	Display Up to 62110341	D
	380660		1	Display From 62110342	D
2	985146	A	1	Pilot lamp cpl Red Up to 62110341	D
3	985012		1	Bulb Up to 62110341	D
4		B	1	Switch, cpl	D
5	932050		1	.Switch	
6	903876		1	.Connector	
7	930154		2	.Contact piece	
8	930163		1	.Contact piece	D
9		C	1	Switch, cpl	D
10	932058		1	.Switch	D
11	903876		1	.Connector	
12	930163		2	.Contact piece	D
13	930154		2	.Contact piece	
14	345139		1	Hole plug	
15	371274		1	Tachometer and frequency meter	D
			1	Bulb	D
			1	Sensor	D
16	359347		1	Speedometer	
			1	Bulb	
			1	Sensor	
17	357526		3	Resistor	
18	903657		2	Screw	
101	930163	D	1	Contact piece	D
102	930154	E	1	Contact piece	

- 1) Replaced as Spare Part by rebuilding kit PN 381693 (Display PN 380660 included.).
- A) Main warning
- B) Start
- C) Frequency/tachometer selector
- D) Option tachograph
- E) Electrical battery switch.

Instrument panel Upper left

15708-2



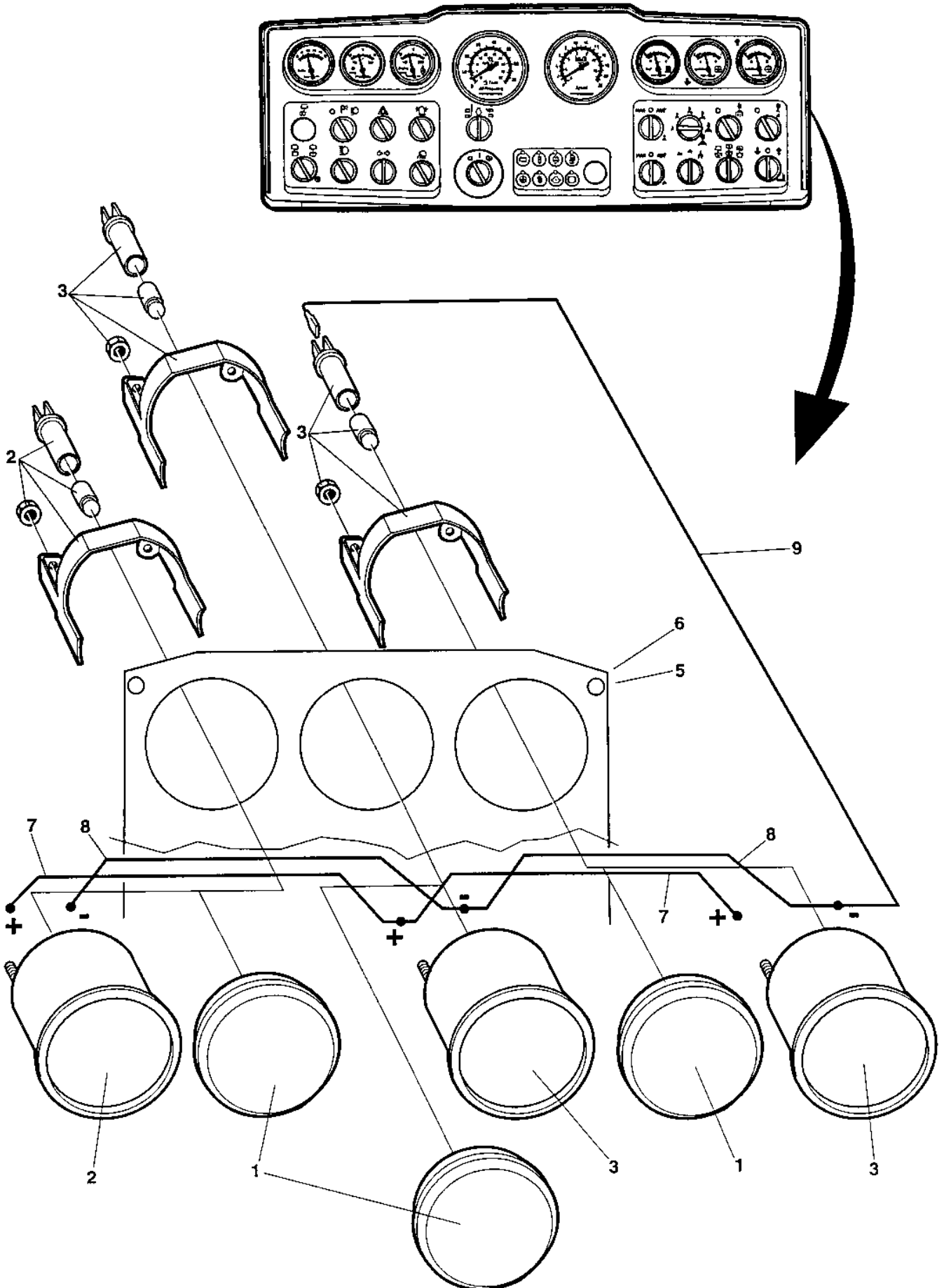
Instrument panel Upper left

Ref. No.	Part No.	Rem.	Qty	Description	Code
1	345870		3	Plug	
2	359340		1	Volt meter	D
	355258		1	.Lamp holder	
	985012		1	.Bulb	D
3	359341	A	1	Temperature meter hydraulic oil Option	D
	355258		1	.Lamp holder	
	985012		1	.Bulb	D
		1	1	Temperature sender	D
4	359342	B	1	Water temperature gauge	
	355258		1	.Lamp holder	
	985012		1	.Bulb	D
		2	1	Temperature sender	D
5		3	1	Control panel plate	D
6	903657		2	Screw	
7	343550		2	Connection cable	
8	903927		2	Cable	
9	904016		3	Cable	

- 1) See section " Electrical equipment "
- 2) See section " Engine "
- 3) See section " Instrument panel, lower left "
- A) Hydraulic oil
- B) Engine oil

Instrument panel Upper right

15709-2



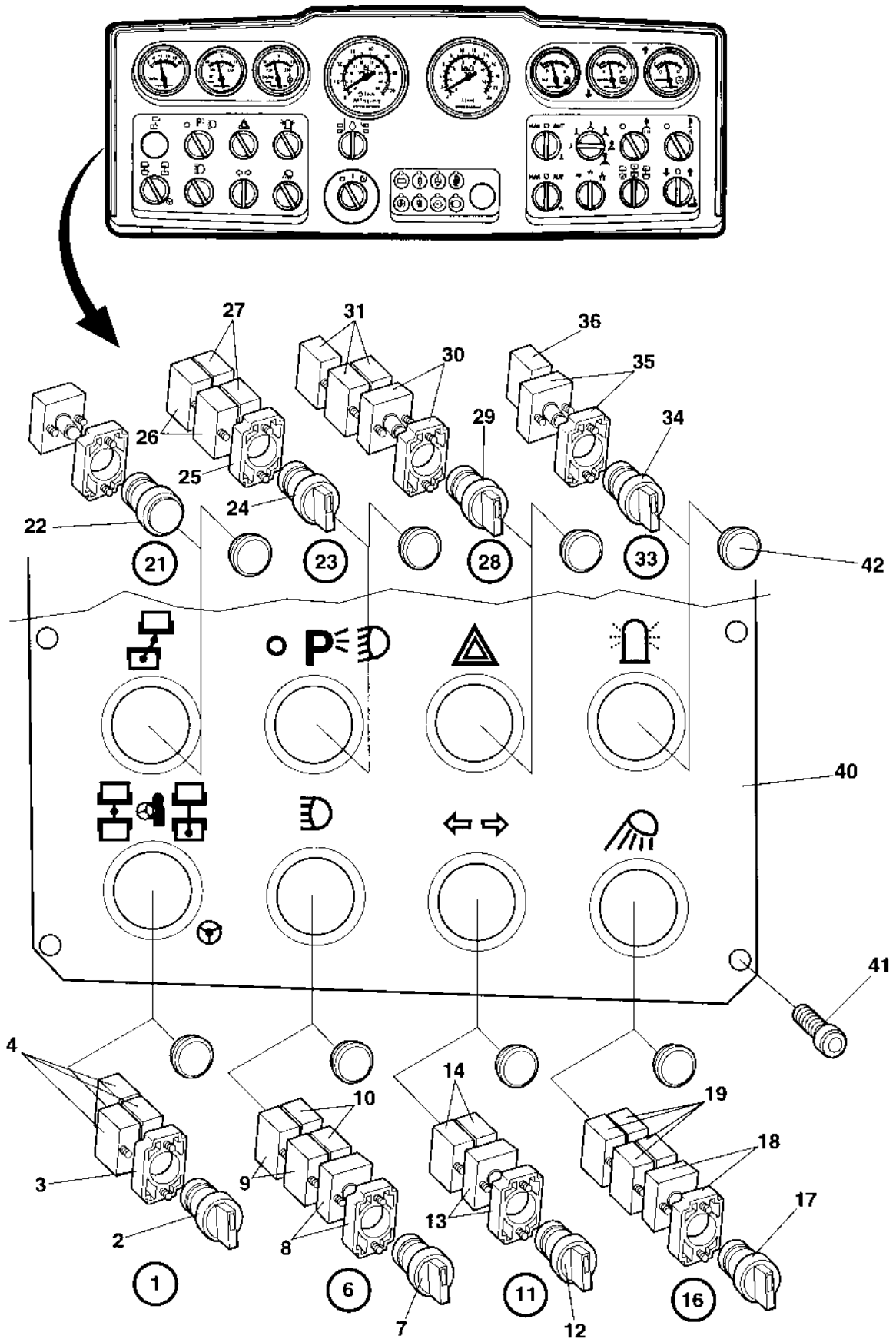
Instrument panel Upper right

Ref. No.	Part No.	Rem.	Qty	Description	Code
1	345870		1	Plug	
2	359343		1	Fuel gauge	D
	355258		1	.Lamp holder	
	985012		1	.Bulb	D
		1	1	Fuel level sender	D
3	359344	A	2	Water gauge	D
	355258		1	.Lamp holder	
	985012		1	.Bulb	D
		2	2	Water level sender	D
5		3	1	Control panel plate	D
6	903657		2	Screw	
7	343550		2	Connection cable	
8	903927		2	Cable	
9	904016		3	Cable	

- 1) See section " Fuel system "
- 2) See section " Sprinkler system, tanks "
- 3) See section " Instrument panel, lower right "
- A) Sprinkler tanks

Instrument panel Lower left

15706-3



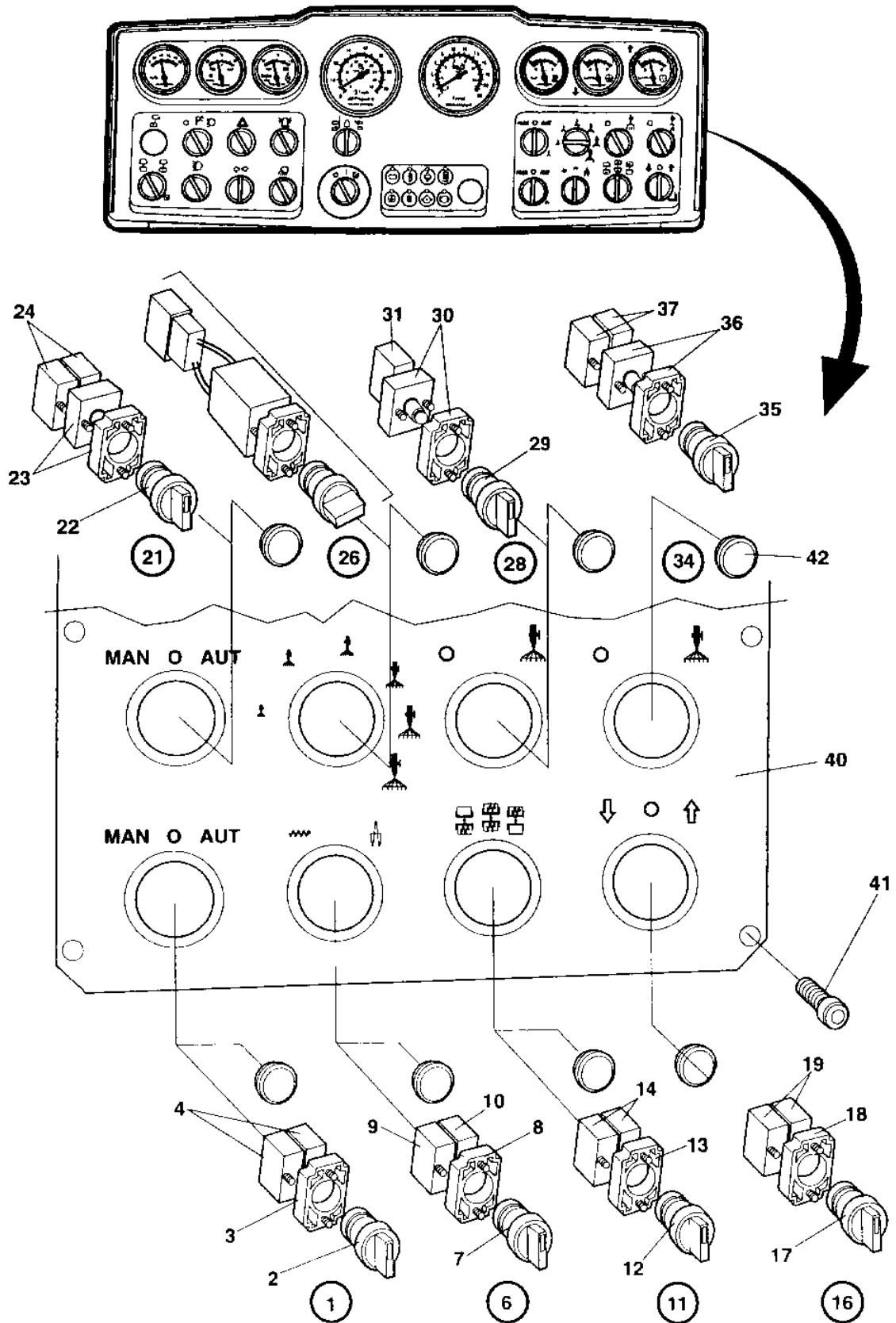
Instrument panel Lower left

Ref. No.	Part No.	Rem.	Qty	Description	Code
1			1	Switch, cpl Artic/pivot steering	
2	930192	1	1	.Switch	D
	932058	2	1	.Switch	D
3	903876		1	.Connector	
4	930163	1	2	.Contact piece	D
	930163	2	3	.Contact piece	D
6			1	Switch, cpl Main beam	D
7	932057	C	1	Switch	
8	903875		1	.Flange with light	
	985012		1	Bulb	D
9	930154		2	.Contact piece	
10	930163		2	.Contact piece	D
11			1	Switch, cpl Direction indicator	D
12	930161	E	1	.Switch	D
13	903875		1	.Flange with light	
	985012		1	Bulb	D
14	930163		2	.Contact piece	D
16			1	Switch, cpl Working light	D
17	930166	O	1	.Switch	D
18	903875		1	.Flange with light	
	985012		1	Bulb	D
19	930163		4	.Contact piece	D
21	932059	G	1	Pilot lamp cpl Yellow	
	985012		1	Bulb	D
22	903716		1	.Lamp glass Yellow	
23			1	Switch, cpl Parking/dipped beam	
24	932058	I	1	.Switch	D
25	903876		1	.Connector	
26	930154		2	.Contact piece	
27	930163		2	.Contact piece	D
28			1	Switch, cpl Hazard flasher	D
29	932056	K	1	.Switch	D
30	903875		1	.Flange with light	
	985012		1	Bulb	D
31	930163		3	.Contact piece	D
33			1	Switch, cpl Rotating beacon	D
34	930166	O	1	.Switch	D
35	903875		1	.Flange with light	
	985012		1	Bulb	D
36	930163		1	.Contact piece	D
40	381561		1	Control panel plate	
41	903657		4	Screw	
42	911456	N	N	Hole plug	

- 1) Two fixed positions.
- 2) Three fixed positions.
- C) Blue
- E) Green
- G) Drum position
- I) Black
- K) Red
- N) Quantity as required
- O) Yellow

Instrument panel Lower right

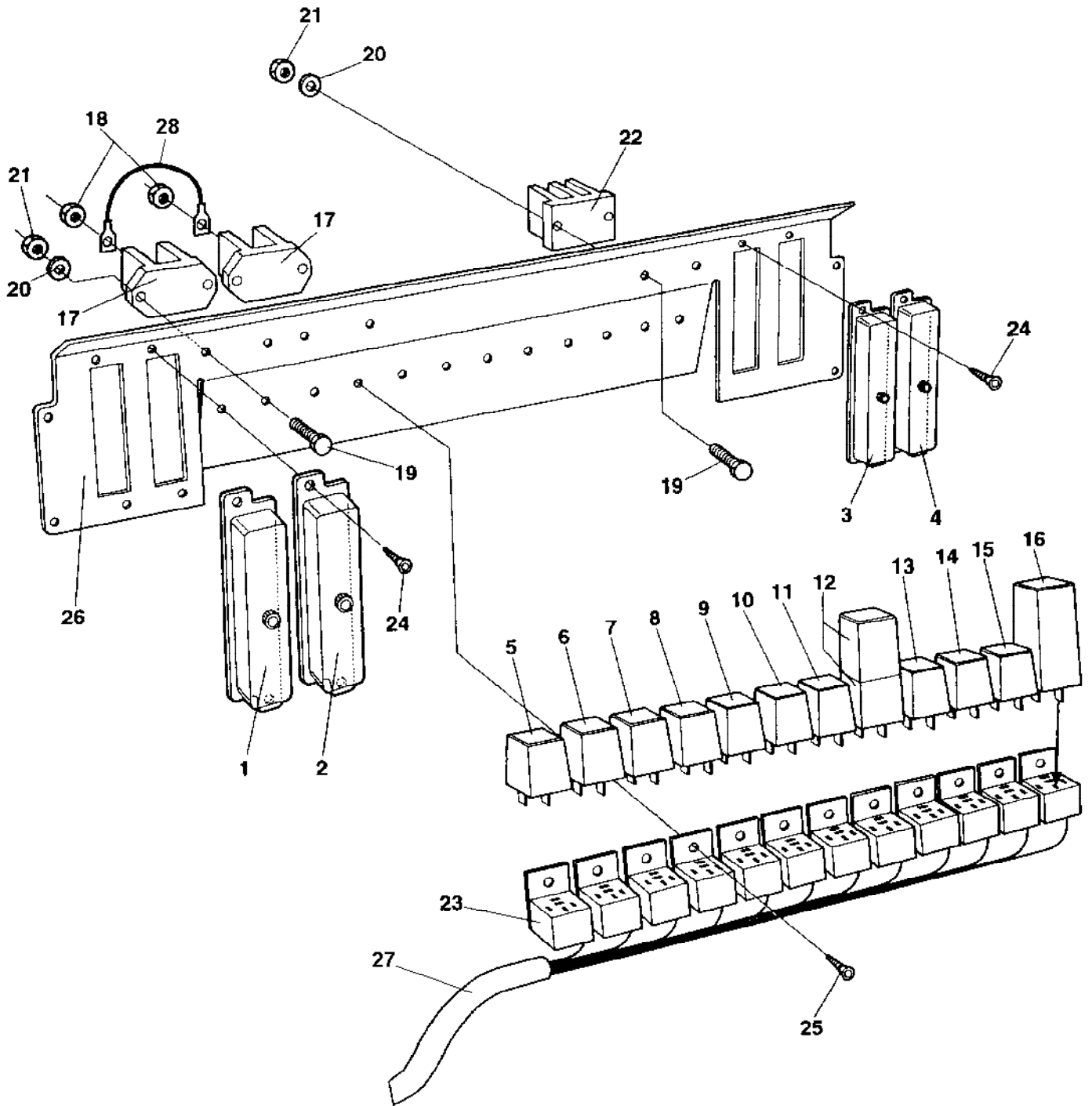
15707-1



Instrument panel Lower right

Ref. No.	Part No.	Rem.	Qty	Description	Code
1		A	1	Switch, cpl	
2	932058	B	1	.Switch	D
3	903876		1	.Connector	
4	930163		2	.Contact piece	D
6		C	1	Switch, cpl	D
7	930192	B	1	.Switch	D
8	903876		1	.Connector	
9	930163		1	.Contact piece	D
10	930154		1	.Contact piece	
11		D	1	Switch, cpl	
12	932058	B	1	.Switch	D
13	903876		1	.Connector	
14	930163		2	.Contact piece	D
16		E	1	Switch, cpl	D
17	925713	B	1	.Knob	
18	903876		1	.Connector	
19	930163		2	.Contact piece	D
21		F	1	Switch, cpl	D
22	926989	G	1	.Switch	
23	903875		1	.Flange with light	
	985012		1	.Bulb	D
24	930163		2	.Contact piece	D
26	370644	H	1	Switch, cpl	
28		I	1	Switch, cpl	
29	932057	G	1	Switch	
30	903875		1	.Flange with light	
	985012		1	.Bulb	D
31	930163		1	.Contact piece	D
34		J	1	Switch, cpl	D
35	932057	G	1	.Switch	
36	903875		1	.Flange with light	
	985012		1	.Bulb	D
37	930163		2	.Contact piece	D
40	373582		1	Control panel plate	
41	903657		4	Screw	
42	911456		8	Hole plug	

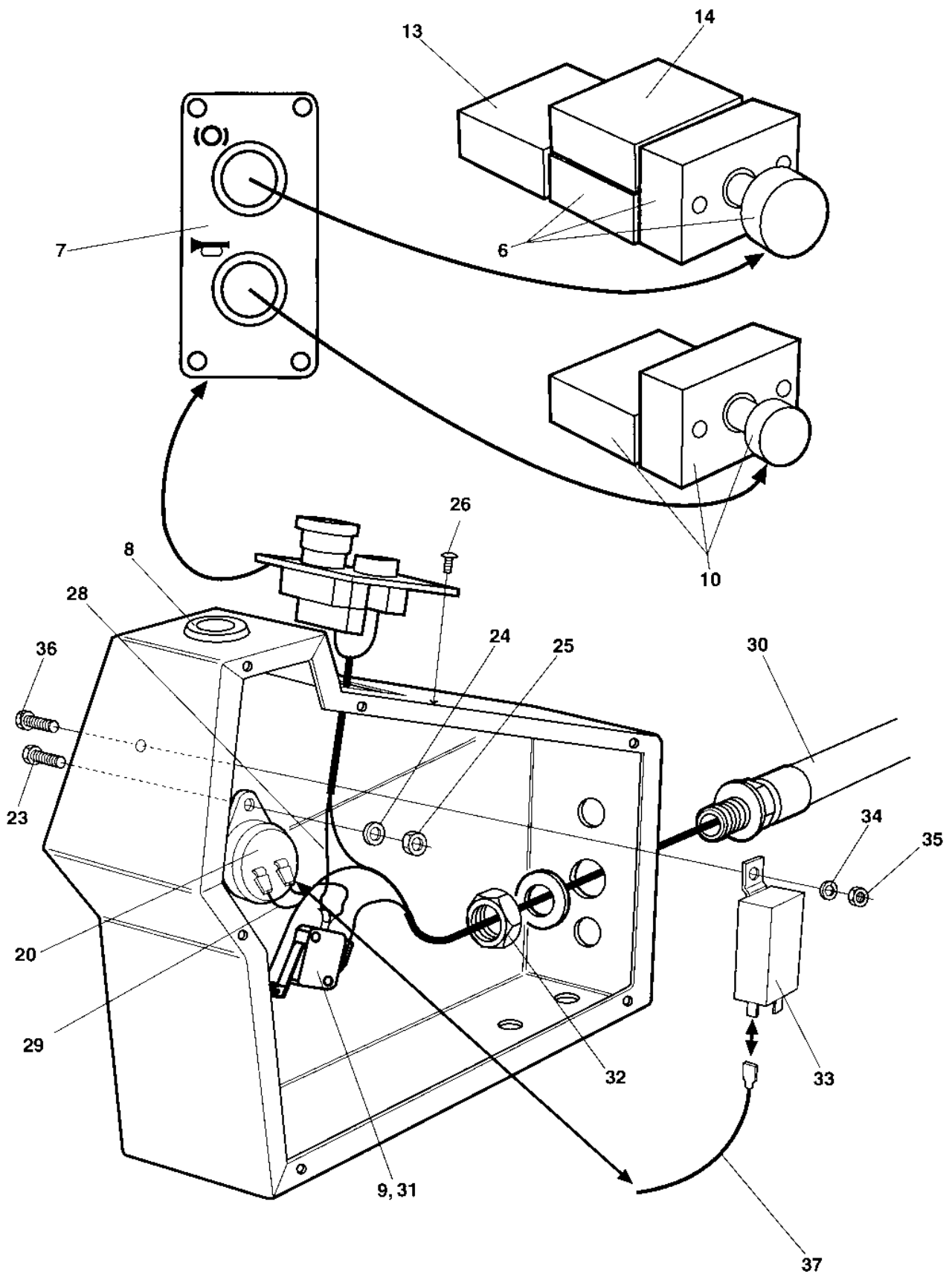
- A) Vibration manual/automatic
- B) Black
- C) Amplitude selector
- D) Vibration selector
- E) Edge cut. up/down
- F) Sprinkler manual/automatic
- G) Blue
- H) Sprinkler timer, used together with relay PN374213
- I) Sprinkler tyres
- J) Sprinkler edge cut.



Instrument panel Relay, fuses

Ref. No.	Part No.	Rem.	Qty	Description	Code
1	901256	A	1	Fuse box	
	908110		1	.Cover	
	901224	B	N	Fuse 3A	D
	901225	B	N	Fuse 5A	D
	901226	B	N	Fuse 7.5A	D
	901227	B	N	Fuse 10A	D
	901228	B	N	Fuse 15A	B
	903741	B	N	Fuse 20A	D
	901229	B	N	Fuse 25A	B
	2	901256		1	Fuse box
901240			1	Connector	
3	901256		1	Fuse box	
4	901256		1	Fuse box	
5	287597	C	1	Relay	D
6	904989	D	1	Flash relay Option	D
7	287597	E	1	Relay	D
8	287597	F	1	Relay	D
9	287597	G	1	Relay	D
10	287597	H	1	Relay Up to 62110341	D
11	287598	I	1	Relay	D
12	287597	J	1	Relay	D
	374213	K	1	Time relay	D
13	287598	L	1	Relay	D
14	287597	M	1	Relay	D
15	287597	N	1	Relay	D
16	370233	2	1	Relay, VBS Up to 62110343	D
	382782		1	Relay, VBS From 62110344	D
17	903627		2	Junction block	
18	570004		2	Nut M6	
19	503016		6	Screw	
20	600002		6	Washer	
21	923976		6	Nut	
22	903625		1	Junction block	
23		P	12	Relay holder	
24	901767		8	Screw	
25	902223		12	Screw	
26		1	1	Plate	
27	374615		1	Cable harness Up to 62110331	
	376174		1	Cable harness From 62110332 Up to 62110341	
	381577		1	Cable harness From 62110342 Up to 62110363	
	384087		1	Cable harness From 62110364	
28	903970		1	Cable	

- 1) See section " Instrument box "
- 2) Replaced as spare part by PN 382782.
- A) Without fuses
- B) As required
- C) Main, lights
- D) Direction indicator
- E) Brake light
- F) Reversing alarm
- G) Fuel level
- H) Hour meter
- I) Horn
- J) Sprinkler
- K) Sprinkler, timer, used together with timer switch PN370644
- L) Main
- M) AVC
- N) Neutral start
- P) In cable harnesses

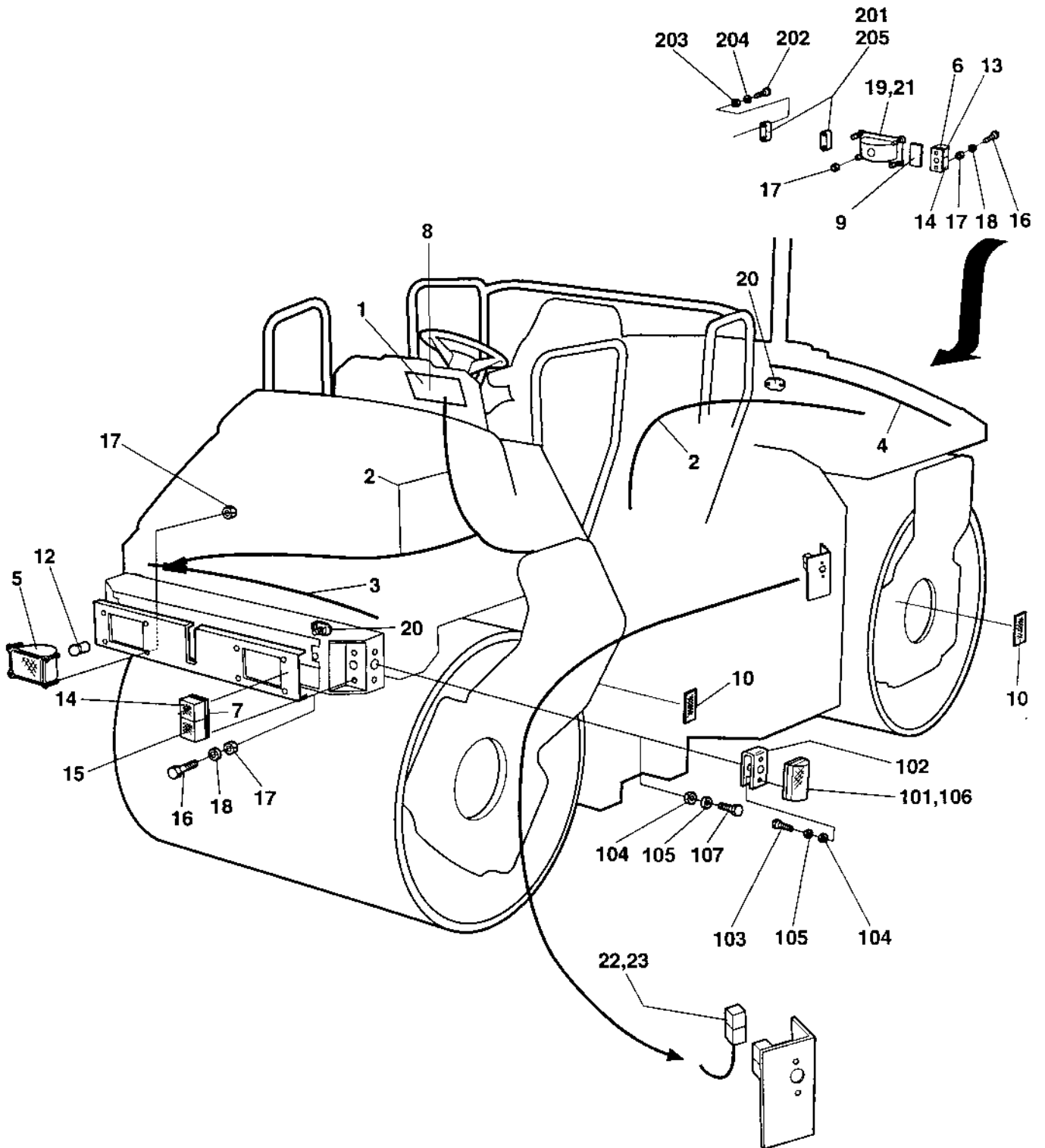


Ref. No.	Part No.	Rem.	Qty	Description	Code
6	930200		1	Emergency stop	D
	930154		1	.Contact piece	
7	359941		1	Control panel plate	
8	911456		1	Hole plug	
9	902528		1	Micro switch	
10	932032	A	1	Push button	D
	930163		1	.Contact piece	D
13	930154		1	Contact piece	
14	930163		1	Contact piece	D
20	355301		1	Buzzer	D
23	500086		1	Screw	
24	904698		1	Washer 4,3x8x0,8	
25	570002		1	Nut M4	
26	904206		4	Screw	
28	370118		1	Cable Up to 62110331	
	904597		1	Cable From 62110332	
29	960792		1	Cable	
30	370071		1	Cable harness Up to 62110331	
	376395		1	Cable harness From 62110332	
31	900528		2	Screw	
32	791253		1	Nut	
33	904704	B	1	Relay	
34	904228	B	1	Washer 6,4x12x1,5	
35	586002	B	1	Lock nut M6	
36	904650	B	1	Screw	
37	380708	B	1	Cable harness	

- A) Horn
B) Interlock, Option

Driving lights Direction & licenseplate light

15858-1



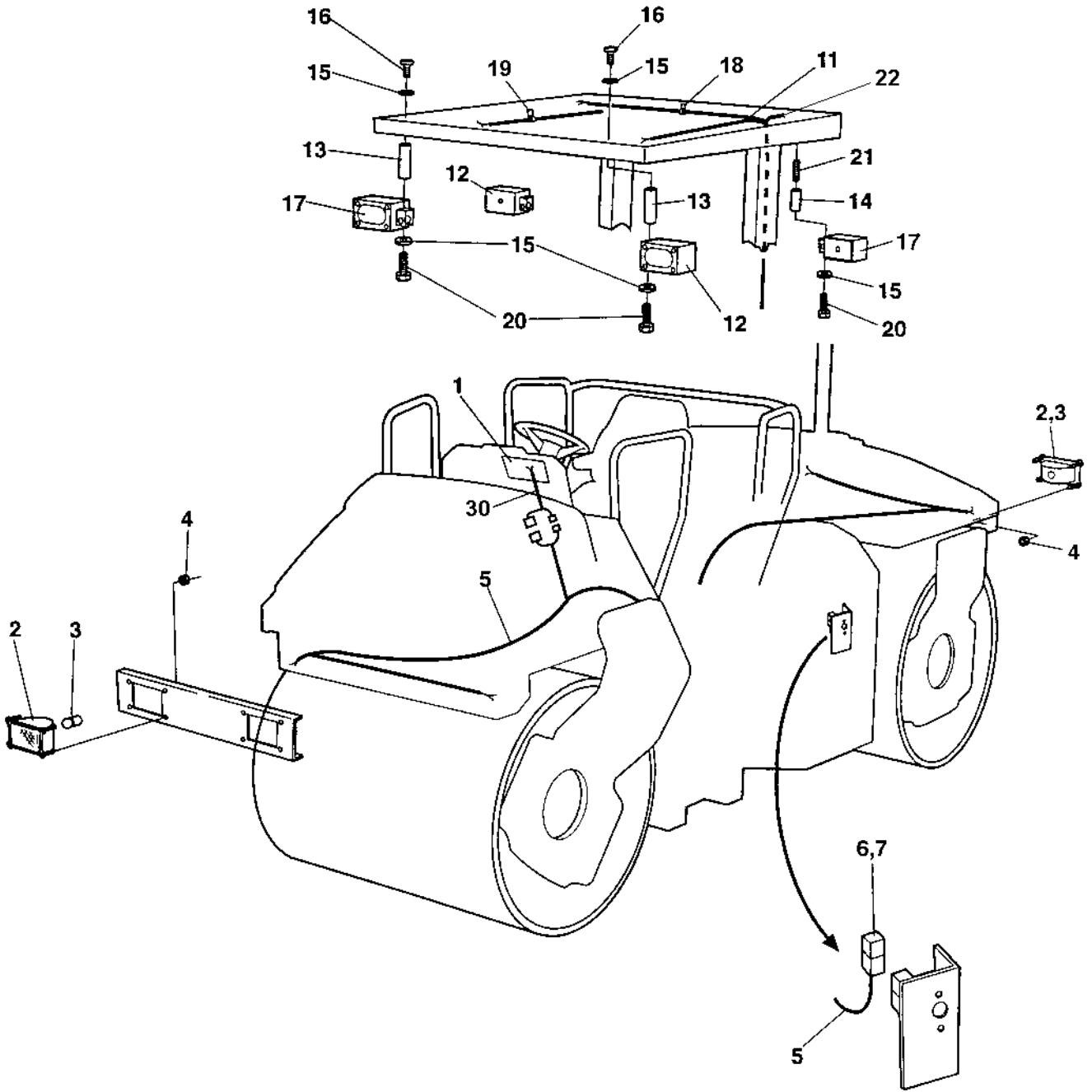
Driving lights Direction & licenseplate light

Ref. No.	Part No.	Rem.	Qty	Description	Code
			1	Driving lights	
1			1	Instrument panel Lower left	
2	374618		1	Cable harness	
3	373193		1	Cable harness	
4	372906		1	Cable harness	
5	900792	A	2	Head light	
	901994	B	2	Head light	
6	900793	C	2	Tail light	
7	900794	D	2	Turn signals	
8	374616			Cable harness	
9	901182		2	Reflector, red	B
10	901183		4	Reflector, yellow	B
12	900790		2	Bulb 60/55w H4	B
13	900791		2	Bulb	B
14	928502		4	Bulb 21w	B
15	985014		2	Bulb 5w	B
16	926611		8	Screw	
17	586001		16	Lock nut M5	
18	904281		8	Washer 5,3x10x1	
19	901993		2	Head light	
20	903627		2	Junction block	
21	901369		2	Bulb 55w H3	B
22	904032	E	1	Fuse holder	
23	904039		1	Fuse 50A	D
101	902064		2	Direction lights	
102	371185		2	Bracket	
103	926611		4	Screw	
104	586001		8	Lock nut M5	
105	904281		8	Washer 5,3x10x1	
106	985013		2	Bulb 12V,5W	B
107	500006		4	Screw M5x16	
201	929455		2	Licence plate light	
202	533038		4	Screw	
203	586002		4	Lock nut M6	
204	904228		4	Washer 6,4x12x1,5	
205	985013		2	Bulb 12V,5W	B
A)	Right asym				
B)	Left asym				
C)	Yellow/red				
D)	Yellow/white				
E)	Incl in item 2				

Driving lights Direction & licenseplate light

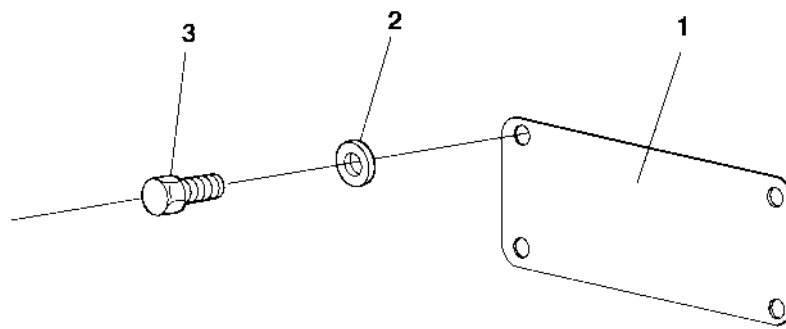
Ref. No.	Part No.	Rem.	Qty	Description	Code
			1	Driving lights	B
1			1	Instrument panel Lower left (Page 182)	
2	376178		1	Cable harness	
3	376179		1	Cable harness	
4	376180		1	Cable harness	
5	902066	A	2	Head light	
	904313	B	2	Head light	
6	904317	C,F	1	Direction lamp	
	937108		1	.Lamp glass	
	904318	C,G	1	Direction lamp	
	937109		1	.Lamp glass	
7	904315	D,H	1	Direction lamp	
	937106		1	.Lamp glass	
	904316	D,I	1	Direction lamp	
	937107		1	.Lamp glass	
8	385264		1	Cable harness	
9	901182		2	Reflector, red	B
10	901183		4	Reflector, yellow	B
11	791389		8	Drive screw	
12	900790		2	Bulb 60/55w H4	B
13	928502		2	Bulb 21w	B
14	928502		4	Bulb 21w	B
15	985014		4	Bulb 5w	B
16	533030		8	Screw	
17	586001		8	Lock nut M5	
18	601001		8	Washer	
19	902227		2	Work light	
20	903627		2	Junction block	
21	901369		2	Bulb 55w H3	B
22	904032	E	1	Fuse holder	
23	904039		1	Fuse 50A	D
101	902064		2	Direction lights	
102	371185		2	Bracket	
103	926611		4	Screw	
104	586001		8	Lock nut M5	
105	904281		8	Washer 5,3x10x1	
106	985013		2	Bulb 12V,5W	B
107	500006		4	Screw M5x16	
201	929455		2	Licence plate light	
202	533038		4	Screw	
203	586002		4	Lock nut M6	
204	904228		4	Washer 6,4x12x1,5	
205	985013		2	Bulb 12V,5W	B

- A) Right asym
- B) Left asym
- C) Yellow/red
- D) Yellow/white
- E) Incl in item 2
- F) Rear, left
- G) Rear, right
- H) Front, left
- I) Front, right



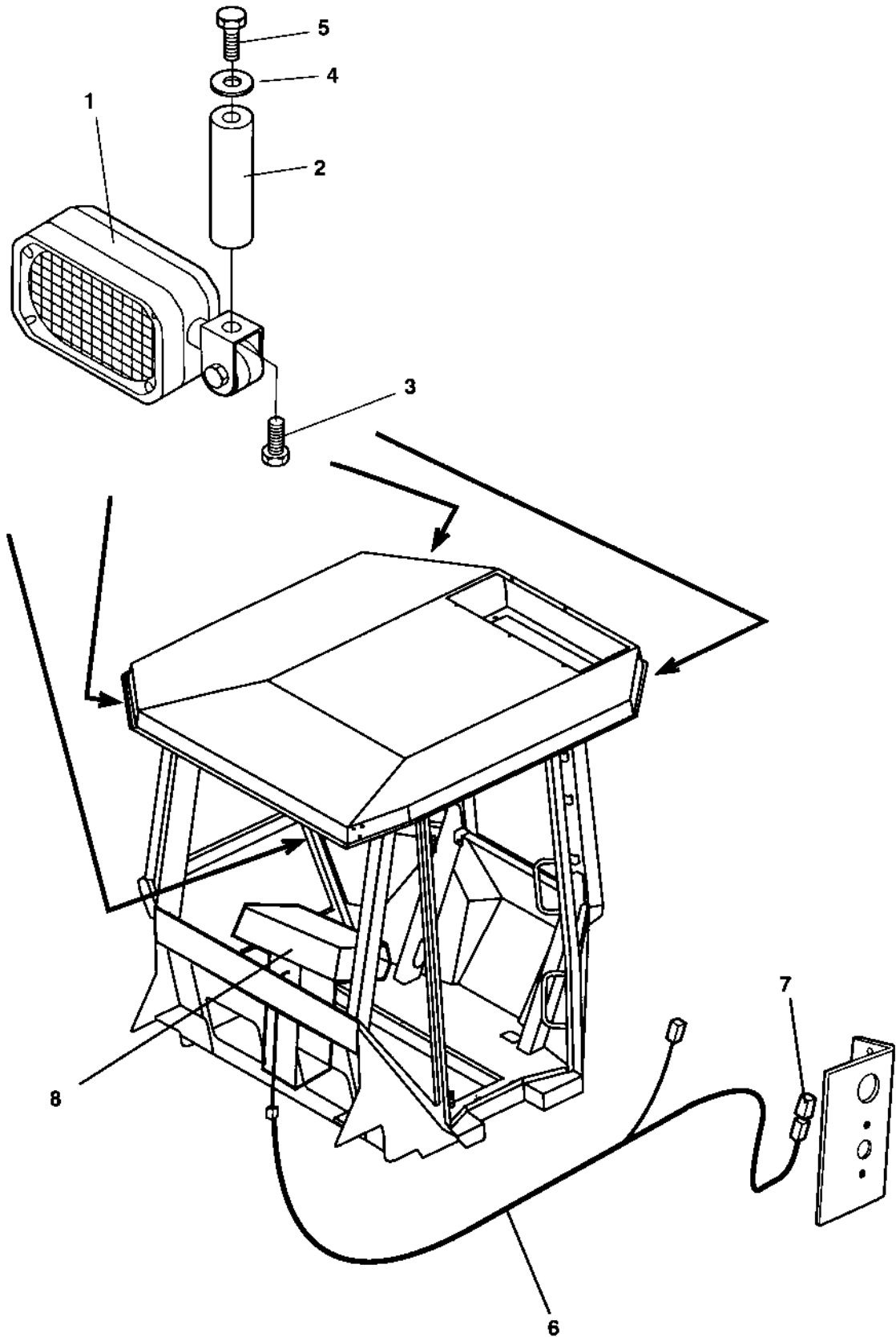
Ref. No.	Part No.	Rem.	Qty	Description	Code
				Working light	B
1			1	.Control panel	B
2	901993	A	4	.Head light	
3	901369		4	.Bulb 55w H3	B
4	586001		16	.Lock nut M5	
5	373137		1	.Cable harness	
6	904032		1	..Fuse holder	
7	904038		1	.Fuse 40A	D
				Working light, rops	D
11	370863		1	.Cable harness	
12	908266		2	.Working light	D
13	370993		2	.Spacer	
14	370994		2	.Spacer	
15	600006		6	.Washer	
16	500021		2	.Screw M8-1,25x25 8,8	
17	908267		2	.Working light	D
18	921031		5	.Clamp	
19	921039		6	.Pipe clamp	
20	500019		4	.Screw M8-1,25x16 8,8	
21	903768		2	.Threaded stud	
22				Not used on this model	
30	370744		1	Cable harness	

A) Working light



Protection cover, Head light Option

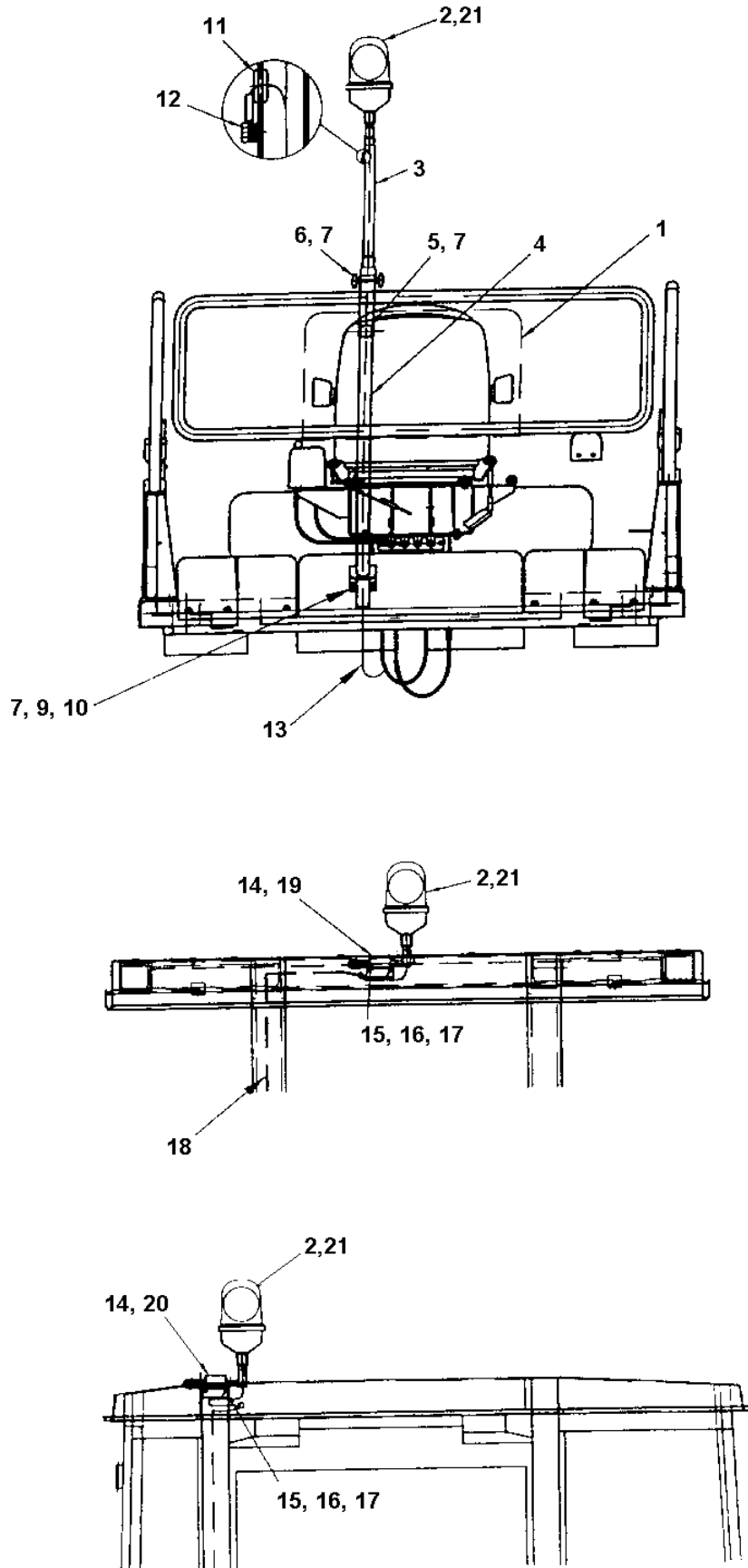
Ref. No.	Part No.	Rem.	Qty	Description	Code
1	374756		1	Protection cover	
2	904281		4	Washer 5,3x10x1	
3	791916		4	Screw	



Working lights, cab

Ref. No.	Part No.	Rem.	Qty	Description	Code
1	908267		4	Working light	D
2	908359		4	Distance	
3	500019		4	Screw M8-1,25x16 8,8	
4	904229		4	Washer 8,4x16x1,5	
5	500019		4	Screw M8-1,25x16 8,8	
6	376175	1	1	Cable harness	
7	904037	1	1	Fuse 30A	D
8				Control panel	D

1) When no driving lights.



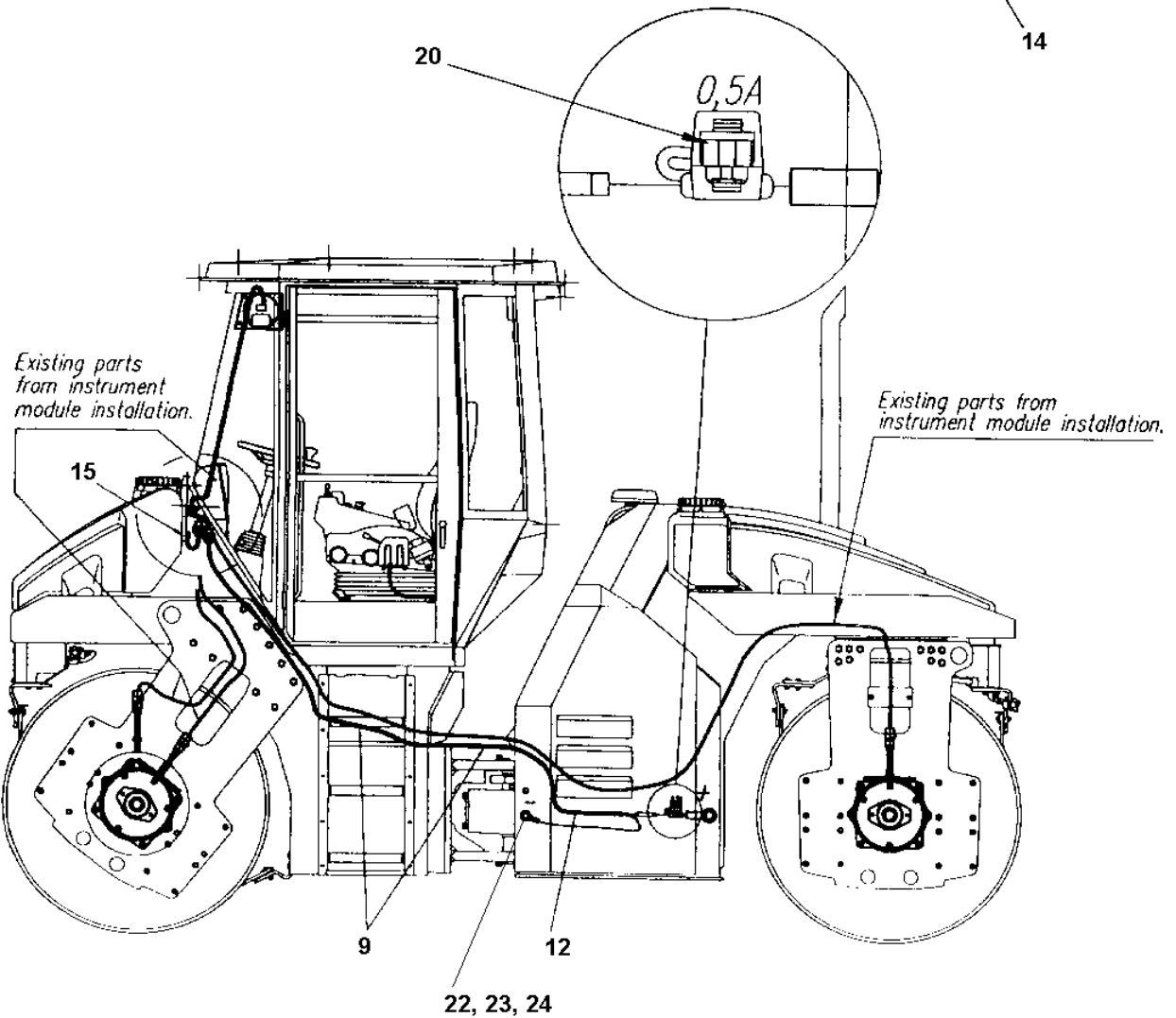
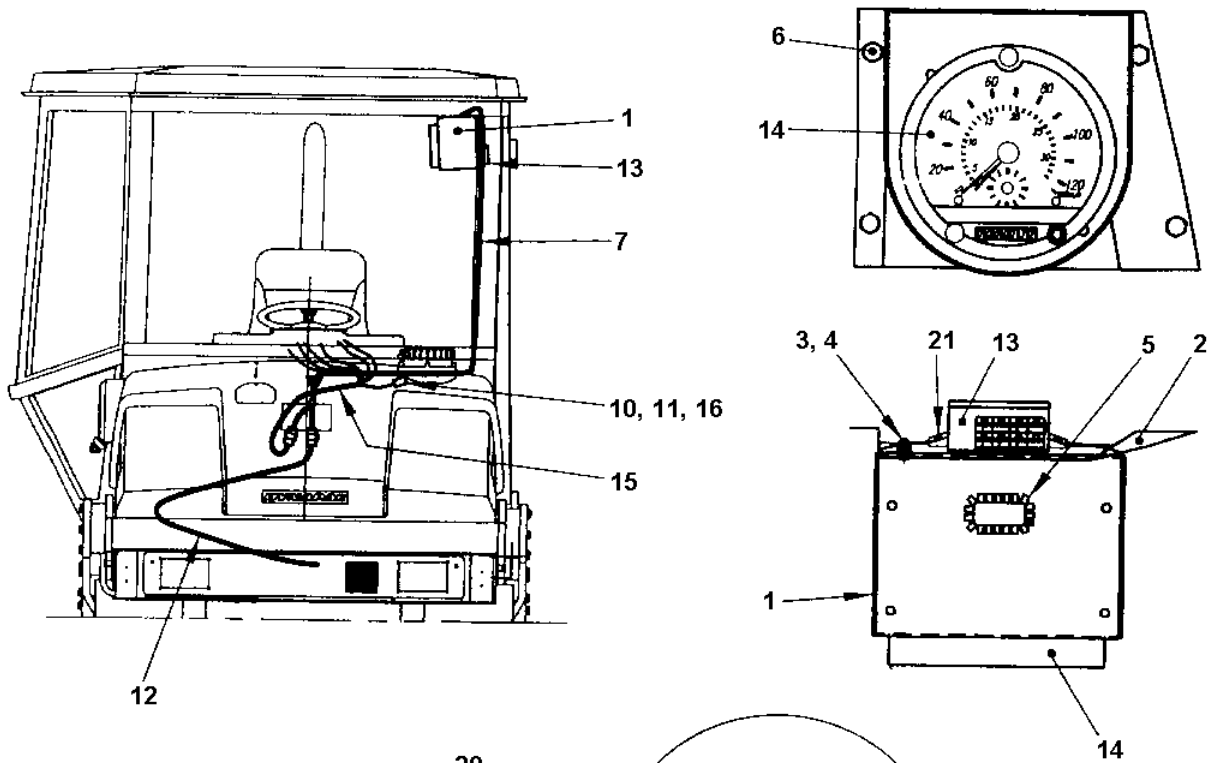
Rotating beacon

Ref. No.	Part No.	Rem.	Qty	Description	Code
				Std, rops, cab, cab with AC	D
1			1	Instrument panel Lower left (Page 182)	
2	999011	A	1	Rotating beacon	D
	985126		1	.Bulb	B
	902803		1	.Lens Orange	B
3	371017	B	1	Lamp holder	
4	371016	C	1	Lamp holder	
5	371058		1	Nut	
6	371665		2	Hand knob	
7	904229		7	Washer 8,4x16x1,5	
	904229	1	2	Washer 8,4x16x1,5	
9	500021		4	Screw M8-1,25x25 8,8	
	500021	1	2	Screw M8-1,25x25 8,8	
10	570005		4	Nut M8	
11	909152		1	Rubber grommet	
12	500044		1	Screw M6x8	
13	371036		1	Cable harness Up to 62110331	
	376184		1	Cable harness From 62110332	
14	358452	2	1	Lamp holder	
15	500021	2	2	Screw M8-1,25x25 8,8	
16	586003	2	2	Lock nut M8	
17	904229	2	2	Washer 8,4x16x1,5	
18	371036		1	Cable harness Up to 62110331	
	376184	3	1	Cable harness From 62110332	
19	372674	3	1	Spacer	
20	371364	D	1	Lamp holder	

- 1) For machines with Cab.
- 2) For machines with Rops or Cab.
- 3) For machines with Rops.
- A) Orange
- B) Upper
- C) Lower
- D) Cab with AC

Tachograph

15828-2



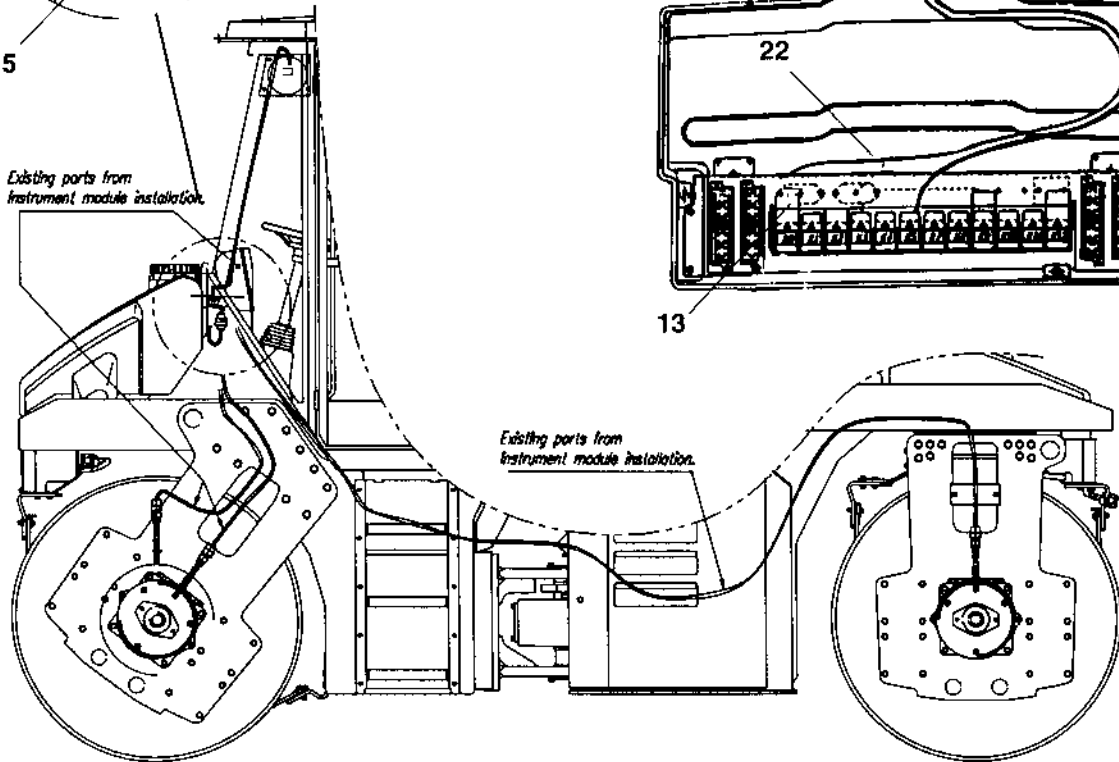
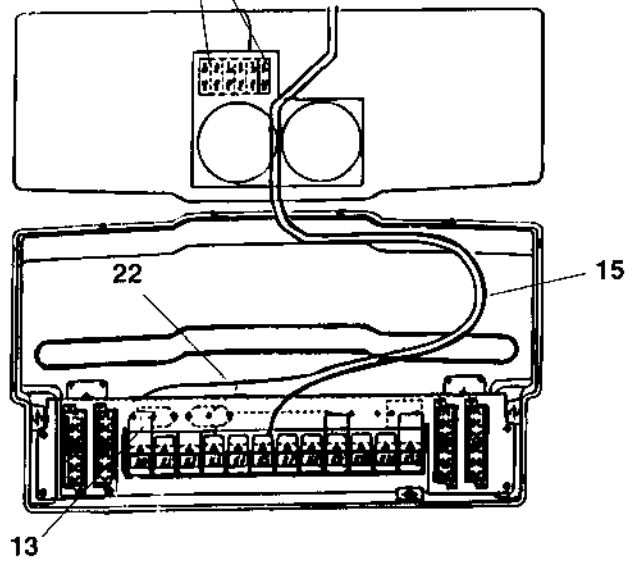
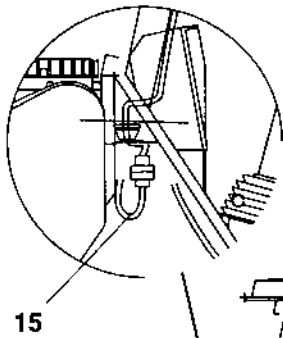
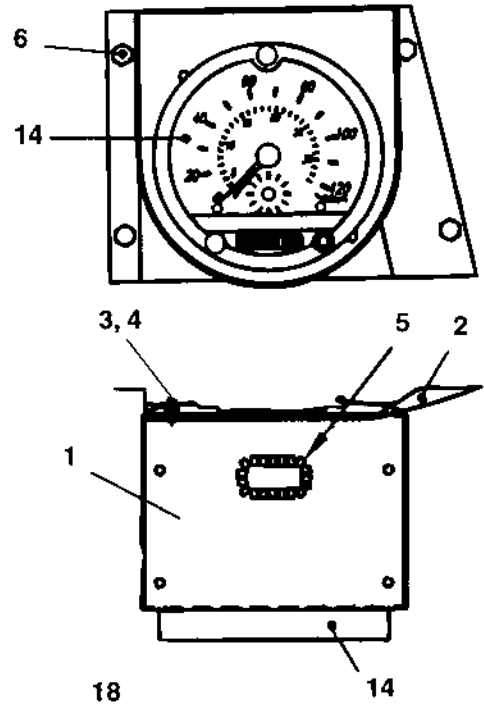
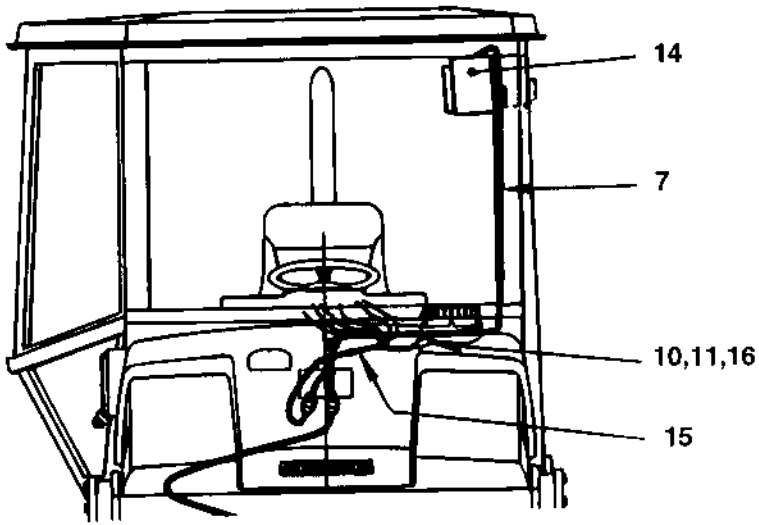
Tachograph

Ref. No.	Part No.	Rem.	Qty	Description	Code
1	371885		1	Instrument box	
2	370425		1	Support	
3	586002		2	Lock nut M6	
4	928381		2	Washer 6,4x18x1,6	
5	900904	A	1XL	Grommet	
6	541703		4	Screw M6x16	
7	376188		1	Cable harness	
9	313041		N	Cable ties L=186 mm	
10	901765		1	Connector 2-POL	D
11	901766		1	Connector 2-POL	D
12	376190		1	Cable harness	
13	371889		1	Frequency doubler	
14	901209		1	Tachograph	
15	376189		1	Cable harness	
16	903824		1	Terminal	
20	904140	B	1	Fuse 0.5A	
21	500040		1	Screw M6-1x20 8,8	
22	903768		1	Threaded stud	
23	570005		2	Nut M8	
24	904229		1	Washer 8,4x16x1,5	

- A) L=200 mm
B) Incl item 12

Tachograph

17589



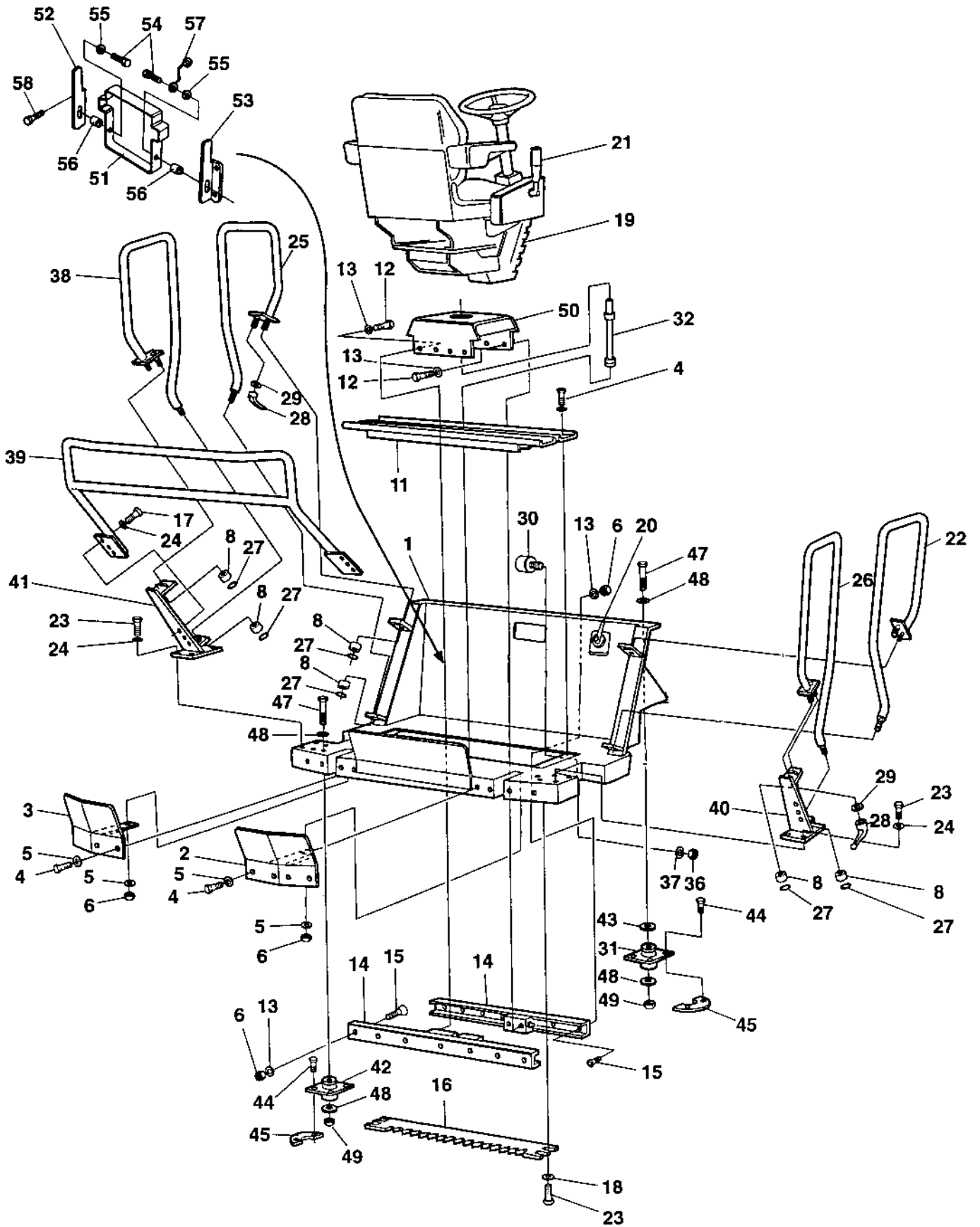
Tachograph

Ref. No.	Part No.	Rem.	Qty	Description	Code
1	371885		1	Instrument box	
2	370425		1	Support	
3	586002		2	Lock nut M6	
4	928381		2	Washer 6,4x18x1,6	
5	900904	A	1XL	Grommet	
6	541703		4	Screw M6x16	
7	385406		1	Cable harness	
10	901765		1	Connector 2-POL	D
11	901766		1	Connector 2-POL	D
13	791166		1	Frequency converter	
14	901209		1	Tachograph	
15	385407		1	Cable harness Up to 62110445	
	387498		1	Cable harness From 62110446	
16	903824		1	Terminal	
18	930163		2	Contact piece	D
22	384869		1	Cable harness Up to 62110445	
	387497		1	Cable harness From 62110446	

A) L=200 mm

Drivers platform

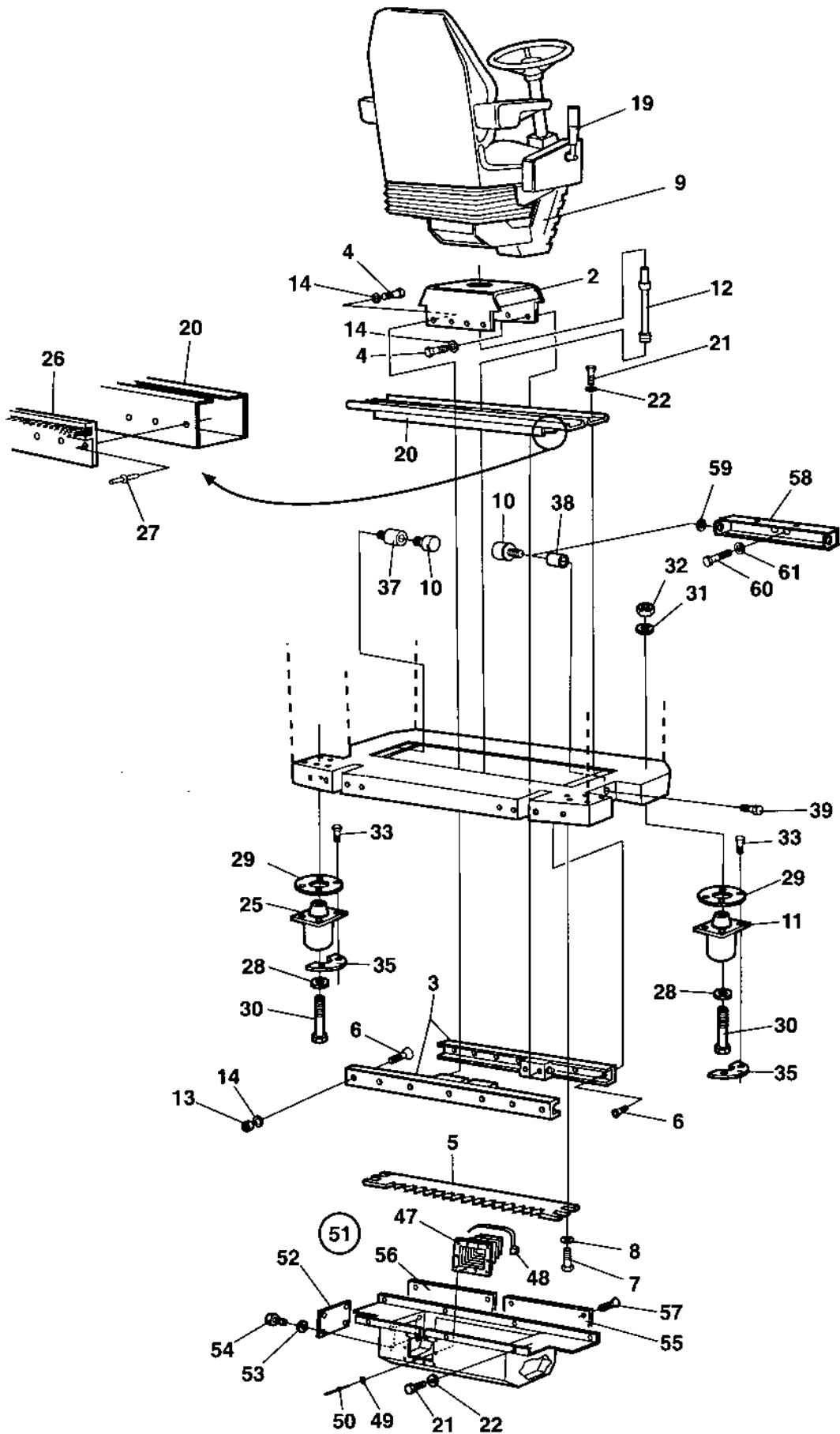
Ref. No.	Part No.	Rem.	Qty	Description	Code
10				Drivers platform (Page 208)	
15				Drivers platform For cab (Page 210)	
20				Drivers seat Turn-over (Page 212)	
25				Drivers seat Turn-over in cab Up to 62110390 (Page 214)	
				Drivers seat Turn-over in cab From 62110391 (Page 216)	
27	359918			Steering column (Page 218)	C
35				Cross sliding Controls (Page 220)	
40				Cross sliding Carrier (Page 222)	
51				Forward and reverse control (Page 224)	
52				Speed limiter Option (Page 226)	
60				Engine controls (Page 228)	
80				Rear mirror (Page 230)	
90				Rops and fops With seat belt (Page 232)	
95				Canopy (Page 234)	
100				Cab, asymmetric Up to 62110390 (Page 236)	
				Cab, asymmetric From 62110391 (Page 258)	
101				Cab, symmetric (Page 278)	
140				Cab, sun curtain, first aid kit, int mirror (Page 296)	
150				Cab, water tank wipers (Page 298)	
160				Exterior rear mirrors (Page 300)	
170				Radio and cassette player (Page 302)	



Drivers platform

Ref. No.	Part No.	Rem.	Qty	Description	Code
1	370175		1	Platform	
2	370275	A	1	Operator protection	
3	370276	B	1	Operator protection	
4	500019		14	Screw M8-1,25x16 8,8	
5	904229		16	Washer 8,4x16x1,5	
6	570005		15	Nut M8	
8	370375		8	Bushing	
11	370278		2	Cover	
12	500021		6	Screw M8-1,25x25 8,8	
13	603019		19	Washer	
14	359418	C	1	Linear bearing	
15	513013		13	Screw	
16	359885		1	Locking rail	
17	500028		6	Screw M10-1,5x25 8,8	
18	603023		4	Washer M10	
19			1	Drivers seat Turn-over (Page 212)	
20			1	Engine controls (Page 228)	
21			1	Forward and reverse control (Page 224)	
22	372091	D	1	Hand rail, right	
23	500029		12	Screw M10-1,5x30 8,8	
24	904230		14	Washer 10,5x22x2	
25	372092	D	1	Hand rail, left	
26	372093	F	1	Hand rail, right	
27	603009		4	Washer	
28	370160		4	Locking lever	
29	370286		4	Washer	
30	359887	H	2	Shock absorber	
31	370255	D	2	Shock absorber	D
32	370287		1	Shaft	
35	500075		6	Screw M6-1x25 8,8	
36	570004		2	Nut M6	
37	904228		2	Washer 6,4x12x1,5	
38	372094	F	1	Hand rail, left	
39	370289	F	1	Hand rail	
40	370294	A	1	Holder	
41	370298	B	1	Holder	
42	370254	F	2	Shock absorber	D
43	370258		2	Spacer washer	
44	500037		16	Screw M12-1,75x35 8,8	
45	372704		8	Holder	
47	500228		4	Screw M20-2,5x120 8,8	
48	600014		8	Washer	
49	586022		4	Lock nut M20-8	
50			1	Cross sliding Carrier (Page 222)	
51	357425	K	1	Instruction book holder	
52	357426	B	1	Cover holder	
53	357427	A	1	Cover holder	
54	902164		2	Screw	
55	904697		2	Washer 3,2x6x0,5	
56	902163		2	Parallel pin	
57	357643		1	Wire	
58	624021		4	Pop rivet	

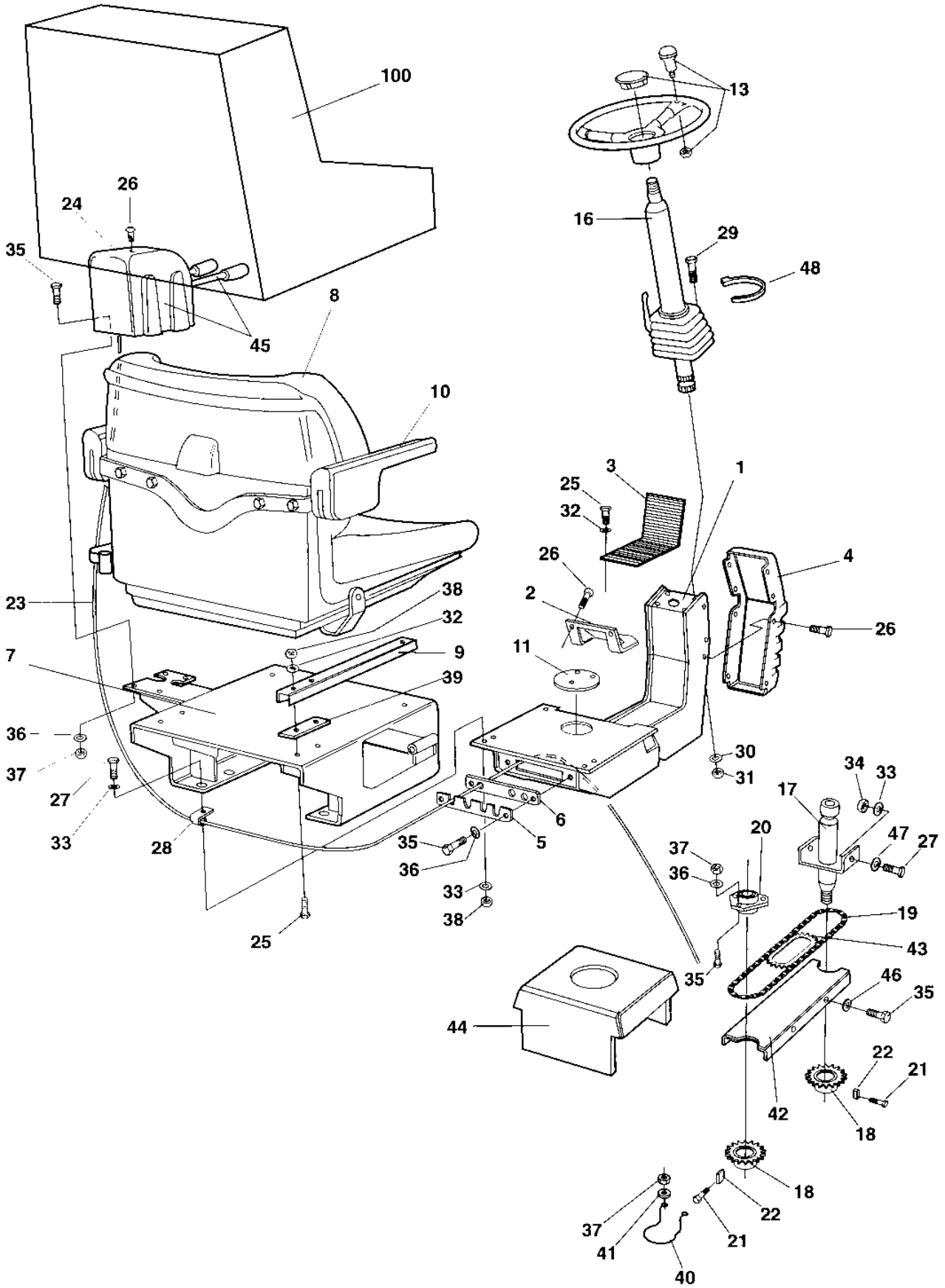
- A) Right
- B) Left
- C) One pair
- D) Front
- F) Rear
- H) For carrier stop
- K) For instruction



Drivers platform For cab

Ref. No.	Part No.	Rem.	Qty	Description	Code
1			1	Cab, interior	
2			1	Cross sliding Carrier (Page 222)	
3	359418		1	Linear bearing	
4	500021		6	Screw M8-1,25x25 8,8	
5	359885		1	Locking rail	
6	513013		13	Screw	
7	500029		4	Screw M10-1,5x30 8,8	
8	904557		7	Washer 10,5x22x4	
9			1	Drivers seat Turn-over in cab Up to 62110390 (Page 214)	
			1	Drivers seat Turn-over in cab From 62110391 (Page 216)	
10	359887	A	2	Shock absorber	
11	359888		2	Shock absorber	D
12	359889		1	Shaft	
13	570005		13	Nut M8	
14	904556		19	Washer 8,4x16x3,0	
19			1	Forward and reverse control (Page 224)	
20	359892		2	Cover	
21	500019		22	Screw M8-1,25x16 8,8	
22	904229		22	Washer 8,4x16x1,5	
25	359894		2	Shock absorber	D
26	359895		6	Brush profile	
27	903731		40	Blind rivet	
28	903290		4	Washer 21x36x6	
29	359998		4	Back-up ring	
30	924823		4	Screw M20-2.5X160	
31	904233		4	Washer 21x36x3	
32	586022		4	Lock nut M20-8	
33	500194		16	Screw M12x40	
35	372704		8	Holder	
37	370662		1	Spacer	
38	373227	B	1	Spacer	
39	500013		1	Screw M6-1x16 8,8	
47	371621		1	Bellows	
48	313041		4	Cable ties L=186 mm	
49	904698		11	Washer 4,3x8x0,8	
50	624004		11	Pop rivet	
51	371129		1	Noise suppression box, cpl	
52	371395		1	.Cover	
53	600004		6	.Washer	
54	500012		6	.Screw M6x12	
55	371396		1	.Cover	
56	371599		1	.Cover	
57	513008		11	.Screw	
58	385932	C	1	Spacer bracket	
59	603009		1	Washer	
60	500047		1	Screw M8-1,25x35 8,8	
61	904556		1	Washer 8,4x16x3,0	

- A) For carrier stop
 B) For asymmetric cab.
 C) For symmetric cab.

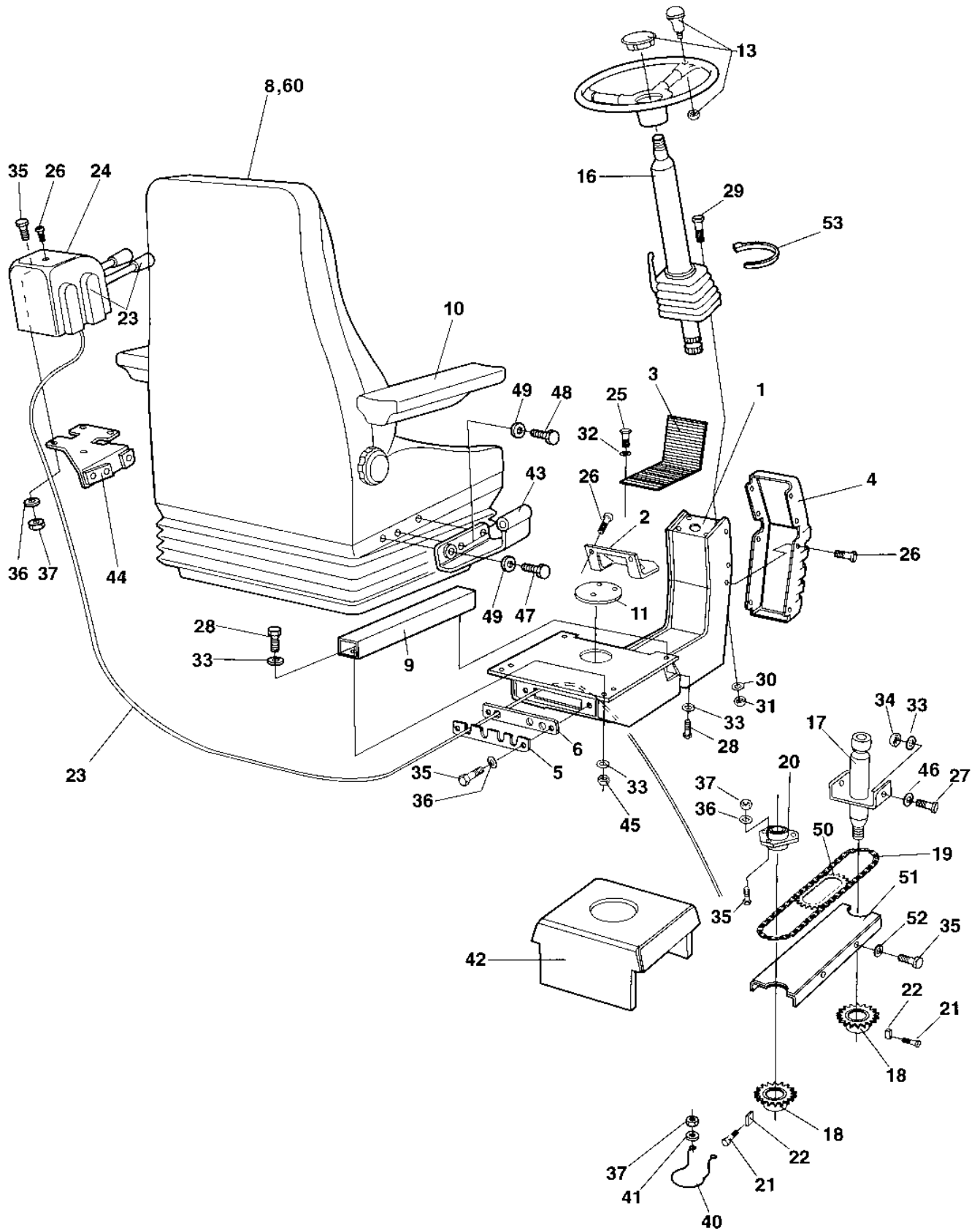


Ref. No.	Part No.	Rem.	Qty	Description	Code
1	359900		1	Seat frame	
2	359908		1	Bearing cover Up to 62110341	
	381400		1	Bearing cover From 62110342	
3	359911		1	Rubber mat Up to 62110341	
4	359574		1	Cover	
5	359914		1	Cover	
6	359915		1	Grommet	
7	370211		1	Seat frame	
8	370234		1	Drivers seat	
	936283		1	.Seat switch	D
9	909535	A,C	1	.Sliding rail	D
	909536	D	1	.Sliding rail	D
10	372696	C	1	.Arm rest	
	372697	D	1	.Arm rest	
11	359920		1	Plug	
13	372964		1	Steering wheel, cpl	
	935615		1	.Steering wheel knob	
	935614		1	..Turning knob	D
	935613		1	.Cover	
16	359918		1	Steering column (Page 218)	C
17	359919		1	Shaft	
18	359916		2	Chain wheel	D
19	359921		1	Chain	D
20	903917		1	Bearing outer	
	903918		1	Bearing inner	
21	516051		2	Set screw	
22	350009		2	Flat key	D
23			1	Cross sliding Controls (Page 220)	
24	359419		1	Control cover	
25	500053		6	Screw M8-1,25x20 8,8	
26	904206		16	Screw	
27	500021		8	Screw M8-1,25x25 8,8	
28	921104		2	Clamp	
29	500028		3	Screw M10-1,5x25 8,8	
30	904557		3	Washer 10,5x22x4	
31	570006		3	Nut M10	
32	904556		6	Washer 8,4x16x3,0	
33	904229		14	Washer 8,4x16x1,5	
34	586003		2	Lock nut M8	
35	500040		10	Screw M6-1x20 8,8	
36	904228		7	Washer 6,4x12x1,5	
37	586002		7	Lock nut M6	
38	570005		10	Nut M8	
39	370235		2	Holder plate	
40	372672		1	Chain guard	
41	603001		2	Washer	
42	381403		1	Chain supporter From 62110342	
43	904800		1	Chain tensioner	
44			1	Cross sliding Carrier (Page 222)	
45			1	Cross sliding Controls (Page 220)	
46	904735		4	Washer	
47	603009		2	Washer	
48	313041		1	Cable ties L=186 mm	
100	348331	B	1	Seat cover	D

- A) With handle.
- B) Option
- C) Left
- D) Right

Drivers seat Turn-over in cab

17143-1



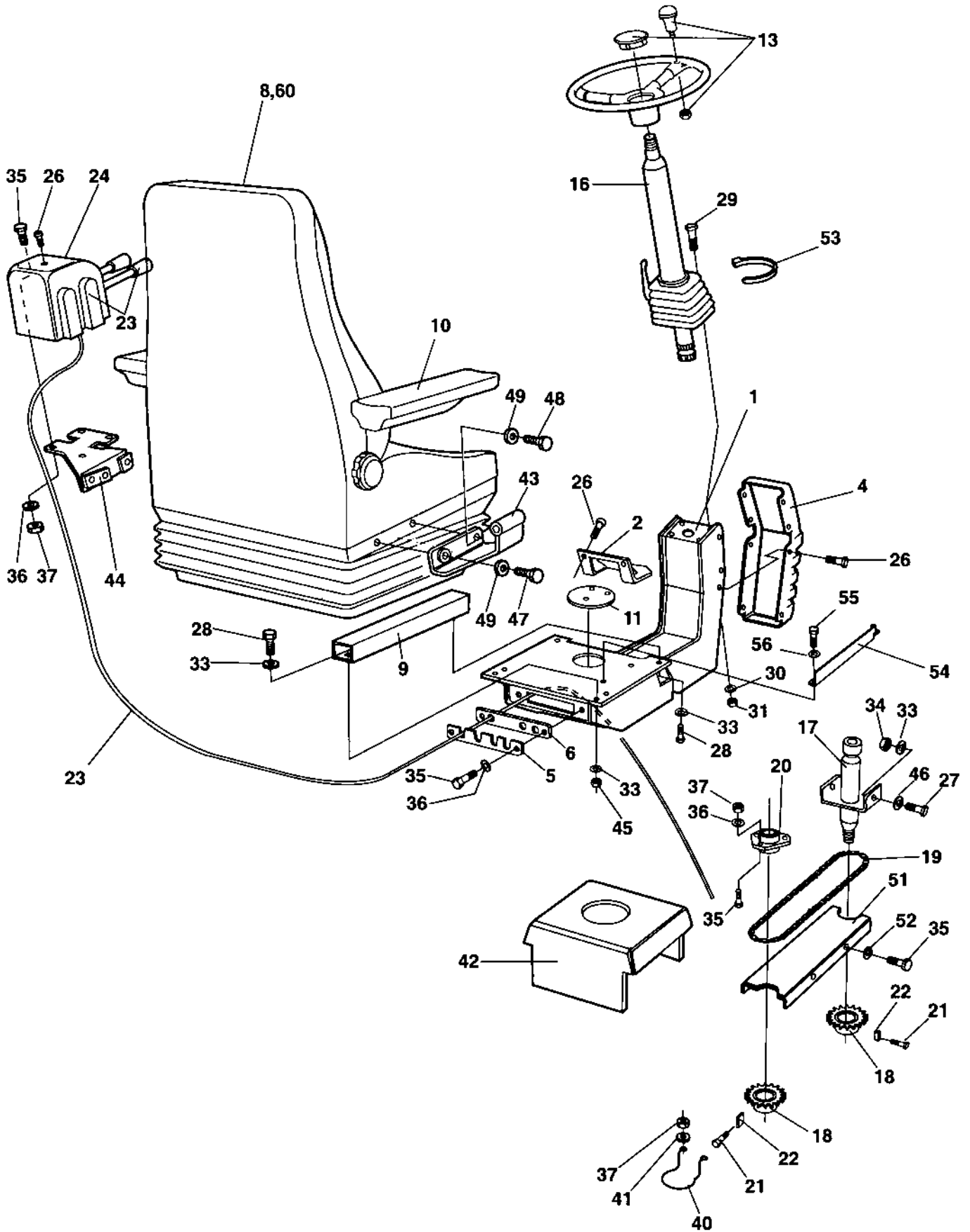
Drivers seat Turn-over in cab

Ref. No.	Part No.	Rem.	Qty	Description	Code
1	359900		1	Seat frame	
2	359908		1	Bearing cover Up to 62110341	
	381400		1	Bearing cover From 62110342	
3	359911		1	Rubber mat Up to 62110341	
4	359574		1	Cover	
5	359914		1	Cover	
6	359915		1	Grommet	
8	359917	A	1	Drivers seat	
	937892		1	.Seat switch	
9		B	1	.Slide rail	
10	937620		1	.Arm rest, right	
	937621		1	.Arm rest, left	
11	359920		1	Plug	
13	372964		1	Steering wheel, cpl	
	935615		1	.Steering wheel knob	
	935614		1	..Turning knob	D
	935613		1	.Cover	
16	359918		1	Steering column (Page 218)	C
17	359919		1	Shaft	
18	359916		2	Chain wheel	D
19	359921		1	Chain	D
20	903917		1	Bearing outer	
	903918		1	Bearing inner	
21	516051		2	Set screw	
22	350009		2	Flat key	D
23			1	Cross sliding Controls (Page 220)	
24	359419		1	Control cover	
25	500053		6	Screw M8-1,25x20 8,8	
26	904206		16	Screw	
27	500021		8	Screw M8-1,25x25 8,8	
28	921104		1	Clamp	
29	500028		3	Screw M10-1,5x25 8,8	
30	904557		3	Washer 10,5x22x4	
31	570006		3	Nut M10	
32	603019		6	Washer	
33	904229		8	Washer 8,4x16x1,5	
34	586003		2	Lock nut M8	
35	500040		10	Screw M6-1x20 8,8	
36	904228		7	Washer 6,4x12x1,5	
37	586002		7	Lock nut M6	
40	372672		1	Chain guard	
41	603001		2	Washer	
42			1	Cross sliding Carrier (Page 222)	
43	359971		1	Control cable holder	
44	359972		1	Control cable holder	
45	570005		4	Nut M8	
46	904734		2	Washer 8,4x26x4	
47	903914		2	Screw	
48	500031		4	Screw M10-1,5x40 8,8	
49	904230		6	Washer 10,5x22x2	
50	904800		1	Chain tensioner	
51	381403		1	Chain supporter From 62110342	
52	904735		4	Washer	
53	313041		1	Cable ties L=186 mm	
60	383200	C	1	Safety belt 3"	

- A) With seat belt
- B) One pair
- C) Option, 3"

Drivers seat Turn-over in cab

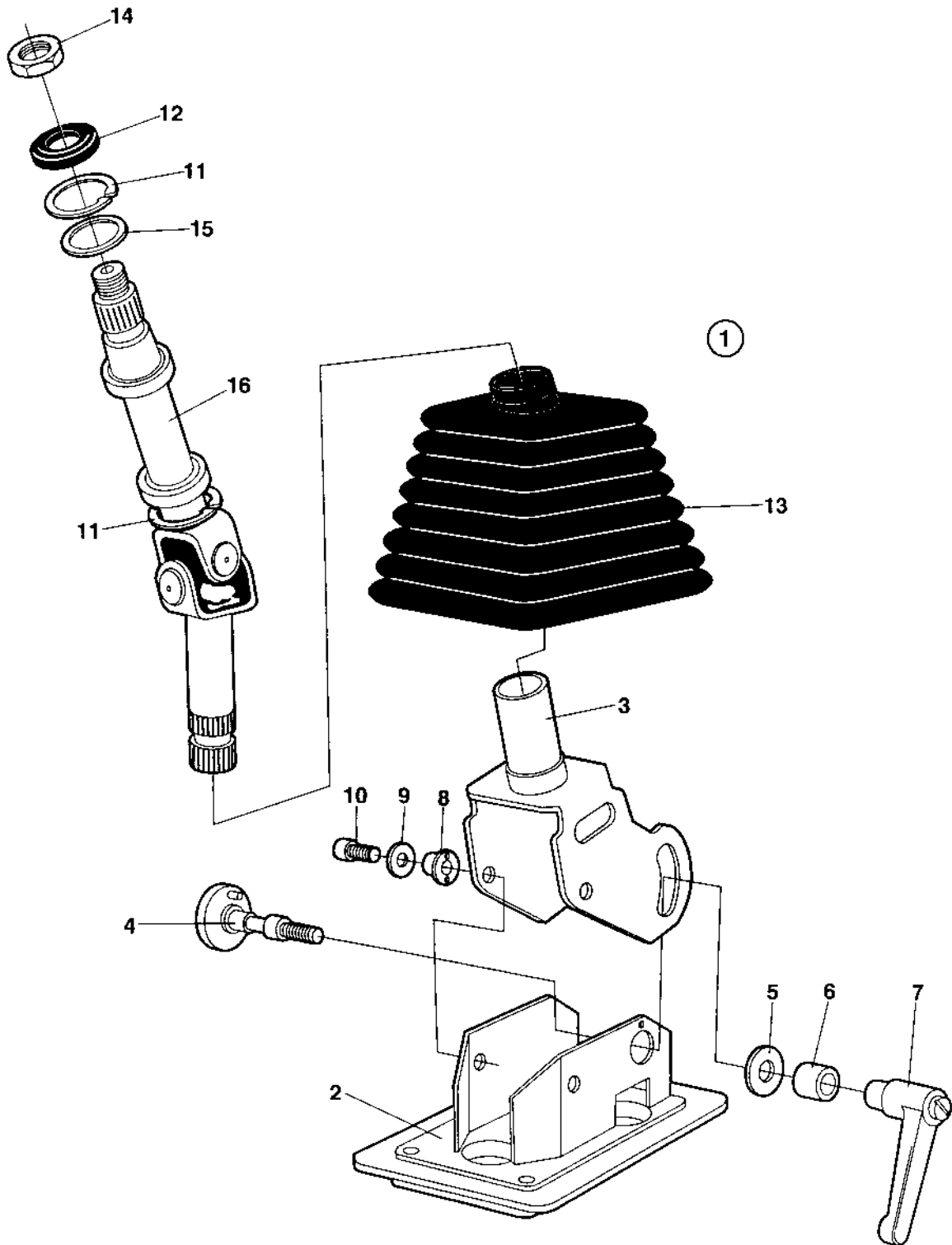
17627-1



Drivers seat Turn-over in cab

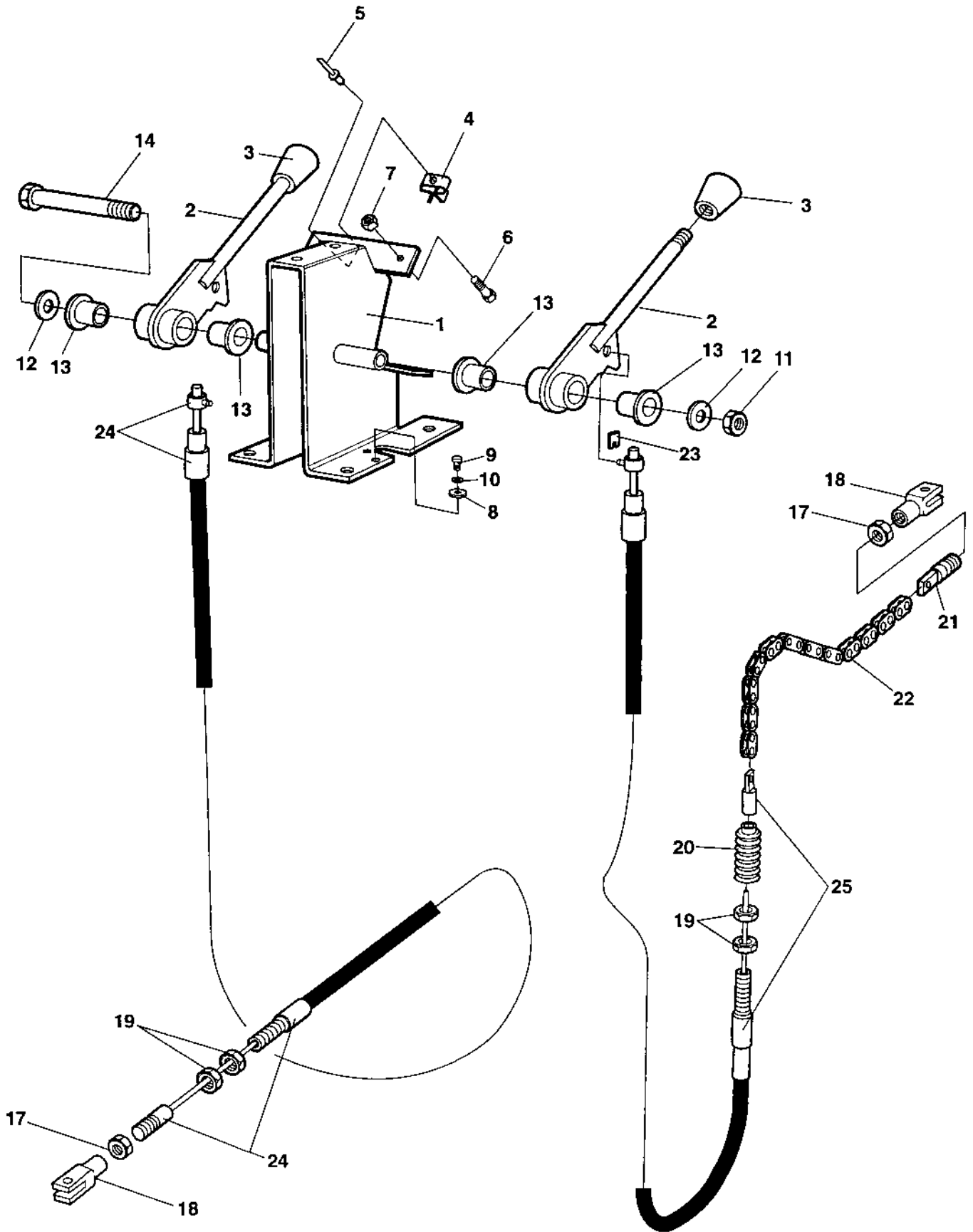
Ref. No.	Part No.	Rem.	Qty	Description	Code
1	359900		1	Seat frame	
2	381400		1	Bearing cover	
4	359574		1	Cover	
5	359914		1	Cover	
6	359915		1	Grommet	
8	359917	A	1	Drivers seat	
	937892		1	.Seat switch	
9		B	1	.Slide rail	
10	937620		1	.Arm rest, right	
	937621		1	.Arm rest, left	
11	359920		1	Plug	
13			1	Steering wheel, cpl	
	935615		1	.Steering wheel knob	
	935614		1	..Turning knob	D
	935613		1	.Cover	
16	359918		1	Steering column (Page 218)	C
17	359919		1	Shaft	
18	359916		2	Chain wheel	D
19	359921		1	Chain	D
20	903917		1	Bearing outer	
	903918		1	Bearing inner	
21	516051		2	Set screw	
22	350009		2	Flat key	D
23			1	Cross sliding Controls (Page 220)	
24	359419		1	Control cover	
26	904206		16	Screw	
27	500021		2	Screw M8-1,25x25 8,8	
28	500053		6	Screw M8-1,25x20 8,8	
29	500028		3	Screw M10-1,5x25 8,8	
30	904557		3	Washer 10,5x22x4	
31	570006		3	Nut M10	
33	904229		8	Washer 8,4x16x1,5	
34	586003		2	Lock nut M8	
35	500040		10	Screw M6-1x20 8,8	
36	904228		7	Washer 6,4x12x1,5	
37	586002		7	Lock nut M6	
40	372672		1	Chain guard	
41	603001		2	Washer	
42			1	Cross sliding Carrier (Page 222)	
43	359971		1	Control cable holder	
44	359972		1	Control cable holder	
45	570005		4	Nut M8	
46	904734		2	Washer 8,4x26x4	
47	903914		2	Screw	
48	500031		2	Screw M10-1,5x40 8,8	
49	904230		4	Washer 10,5x22x2	
51	381403		1	Chain supporter	
52	904735		4	Washer	
53	313041		1	Cable ties L=186 mm	
54	386128		1	Stop	
55	541703		2	Screw M6x16	
56	904228		4	Washer 6,4x12x1,5	
60	383200	C	1	Safety belt 3"	

- A) With seat belt
- B) One pair
- C) Option, 3"



Ref. No.	Part No.	Rem.	Qty	Description	Code
1			1	Steering column, cpl	
2	935229	A	1	.Frame	
3	935230	B	1	.Frame	
4	935231		1	.Screw	
5	935232		1	.Washer	
6	935233		1	.Sleeve	
7	935234		1	.Lever	
8	935235		2	.Washer	
9	935236		2	.Washer	
10	935237		2	.Screw	
11	935238		2	.Retainer ring	
12	935239		1	.Seal	
13	935240		1	.Bellows	
14	935241		1	.Nut	
15	935242		1	.Washer	
16	935243		1	.Cardan shaft	

- A) Lower
- B) Upper



Ref. No.	Part No.	Rem.	Qty	Description	Code
1	935771		1	Framing	
2	909745		2	Lever	
3	908190		2	Ball knob	
4	908189		1	Lever lock	
5			1	Rivet	
6	500001		1	Screw	
7	923976		1	Nut	
8	909746		2	Washer	
9	533024		2	Screw	
10	615041		2	Washer 5,3x11	
11	586002		1	Lock nut M6	
12	928381		2	Washer 6,4x18x1,6	
13	908187		4	Plain bearing	
14	500169		1	Screw	
17	570004	A	2	Nut M6	
18	416004	A	2	Fork	
19	927233	B	4	Nut	
20	908184	C	1	Protection bellow	
21	359822		1	Spring holder	
22	359924		1	Chain with links	
23	937958	B	1	Clips	
24	935773	D	1	Cable, cpl	
25	935772	E	1	Cable, cpl	

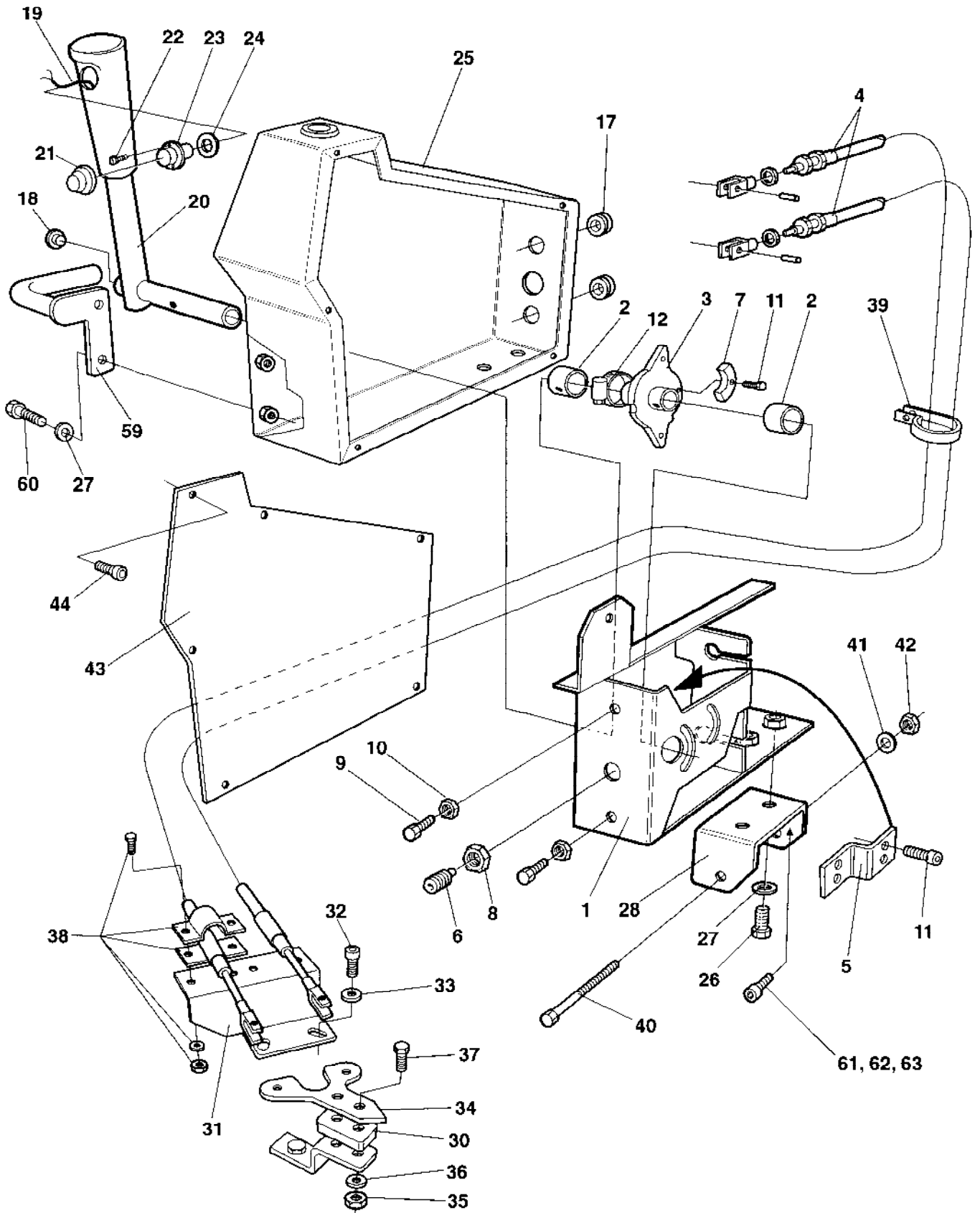
- A) Incl in item 24
- B) Incl in item 24,25
- C) Incl in item 25
- D) Sliding
- E) Turning

Ref. No.	Part No.	Rem.	Qty	Description	Code
1	359788		1	Carrier	
2	359733		1	Bracket	
3	371101	A	1	Coupling link	
4	374417	B	1	Coupling link	
5	370955		1	Locking disc	
6	359810		1	Control bracket	
7	359813		2	Chain wheel	
8	904231		1	Washer 13x24x2	
9	926214		1	Grease fitting	D
11	359125		1	Ball bearing	
12	359816		2	Bushing	
13	513003		10	Screw	
14	359817		2	Retaining ring	
15	359043		2	Spring	D
17	904556		10	Washer 8,4x16x3,0	
18	500021		4	Screw M8-1,25x25 8,8	
19	359818		3	Spring collar	
20	573008		3	Nut M8	
21	359819		1	Bushing	
22	359820		1	Bushing	
23	630008	A	1	Pin	D
24	630035	B	1	Split pin	D
25	904232		1	Washer 17x30x3	
26	359815		1	Cover	
27	926220		2	Screw	
30	359893	C	1	Stop	
31	508056	C	2	Screw M8x40	
33	570005		5	Nut M8	
34	372960		1	Clamp	
35	372959		1	Clamp	
36	500022		4	Screw M8-1,25x30 8,8	
37	902520		7	Screw	
38	372966		1	Lock ring	
40	372965		1	Lock ring	
41	902520		6	Screw	

- A) For sliding
- B) For turning
- C) Only cab

Forward and reverse control

16126-1

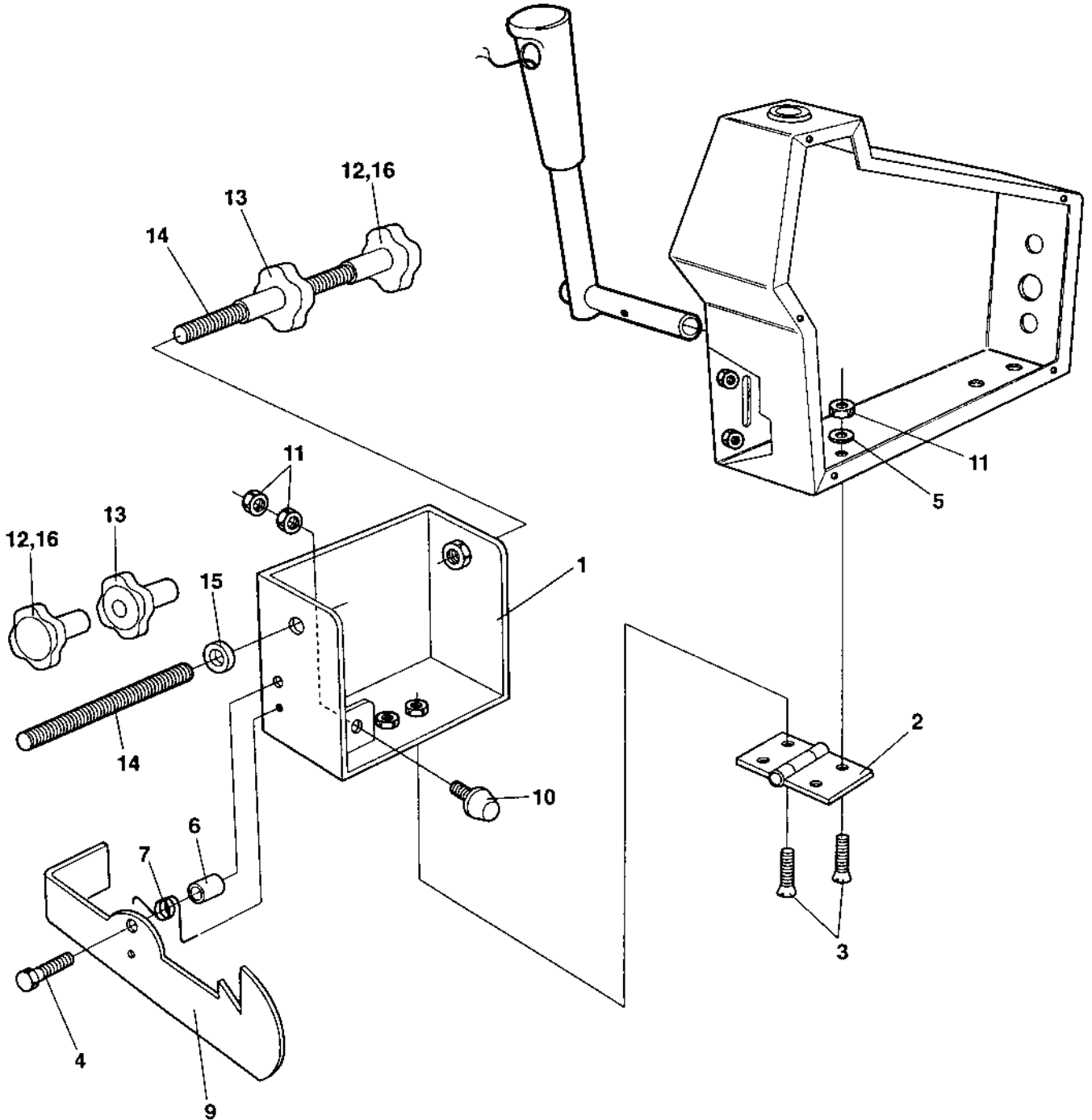


Forward and reverse control

Ref. No.	Part No.	Rem.	Qty	Description	Code
1	909747		1	Framing	
2	908200		2	Bearing	
3	909748		1	Cam disc	
4	909749	A	2	Cable	
	570004		1	.Nut M6	
	908193		1	.Fork	
5	909751		1	Bracket	
6	922325		1	Spring ball plunger	D
7	909750		1	Cam	
8	573004		1	Nut	
9	533038		2	Screw	
10	573004		2	Nut	
11	503010		1	Screw	
12	313147		1	Hose clip	
17	909122		2	Grommet	
18	902203		1	Plug	
19	370117		1	Cable harness Up to 62110331	
	376396		1	Cable harness From 62110332	
20	359575		1	Control lever	
21	348481		1	Cover	D
22	371009		2	Screw	
23	928497		1	Push button	D
24	359940		1	Washer	
25	359928		1	Control cover	
26	500053		2	Screw M8-1,25x20 8,8	
27	904229		4	Washer 8,4x16x1,5	
28	359930		1	Bracket Up to 62110338	
	381676		1	Bracket From 62110339	
30	371507		1	Spacer	
31	359932		1	Control bracket	
32	903799		3	Screw M6 x 70	
33	904228		3	Washer 6,4x12x1,5	
34	359931		1	Control bracket	
35	586003		2	Lock nut M8	
36	904229		2	Washer 8,4x16x1,5	
37	500023		2	Screw M8-1,25x40 8,8	
38	465013		2	Clamp	D
39	921104		1	Clamp	
40	500198		1	Screw	
41	904231		1	Washer 13x24x2	
42	586019		1	Lock nut M12	
43	359929		1	Cover	
44	903658		6	Screw M5x10	
59	373177	B	1	Yoke	
60	570019	B	2	Screw	
61	508092		1	Screw M8-1,25x20H 8,8 From 62110339	
62	904229		1	Washer 8,4x16x1,5 From 62110339	
63	586003		1	Lock nut M8 From 62110339	

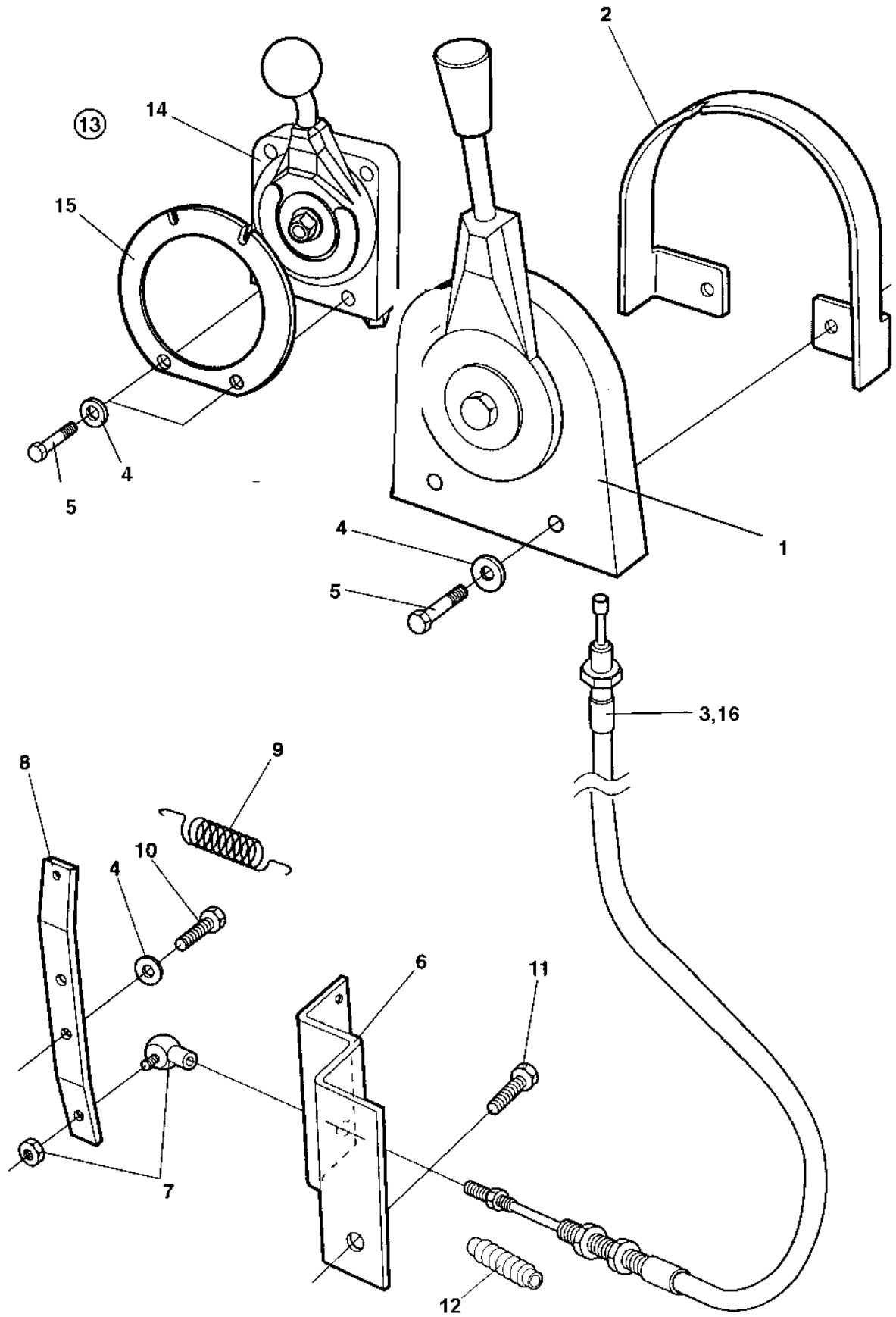
A) Forward and reverse

B) Not for cab



Ref. No.	Part No.	Rem.	Qty	Description	Code
1	373928		1	Holder	
2	903907		1	Hinge	
3	513012		4	Screw	
4	500015		1	Screw M6-1x30 8,8	
5	904228		4	Washer 6,4x12x1,5	
6	373934		1	Spacer	
7	373930		1	Spring	
8	586002		1	Lock nut M6	
9	373929		1	Hook	
10	359887		1	Shock absorber	
11	570004		3	Nut M6	
12	904339		2	Knob	
13	904338		2	Knob	
14	904332		2	Threaded stud	
15	904567		1	Washer 10,5x28x6	
16	901128	A	1	Lock fluid	

A) Loctite 270



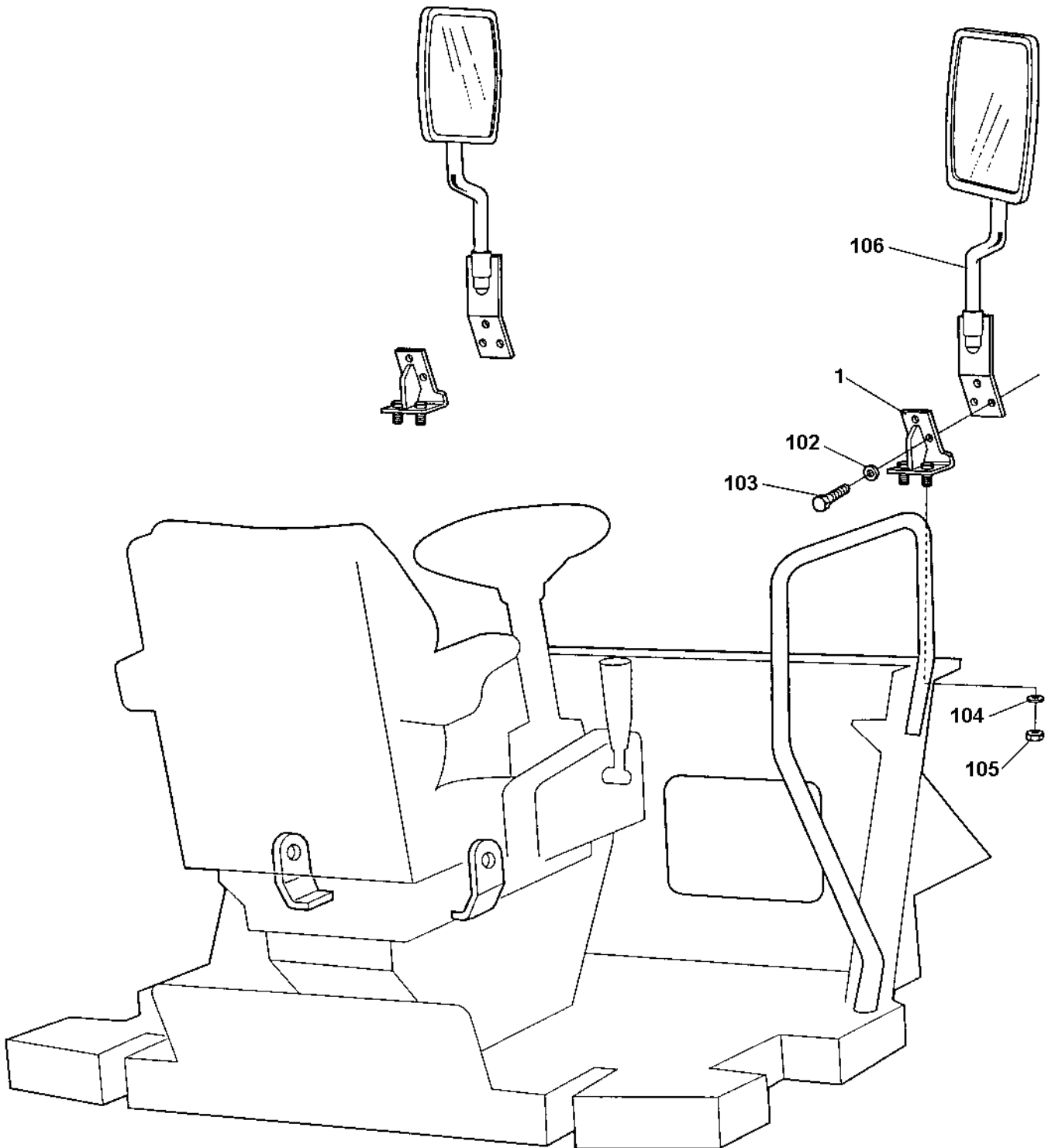
Engine controls

Ref. No.	Part No.	Rem.	Qty	Description	Code
1	902192		1	Control Up to 62110338	D
	382213		1	Control From 62110339	
2	902194		1	Yoke Up to 62110338	
	382225		1	Yoke From 62110339	
3	370096		1	Cable	D
4	904228		4	Washer 6,4x12x1,5	
5	500015		2	Screw M6-1x30 8,8	
6	359936		1	Control bracket	
7	416034		1	Ball joint	D
8	357498		1	Control lever	
9	357500		1	Spring	
10	500013		2	Screw M6-1x16 8,8	
11		A	2	Screw	
12	382349		1	Bellows From 62110339	

A) For engine bracket

Rear mirror

15889

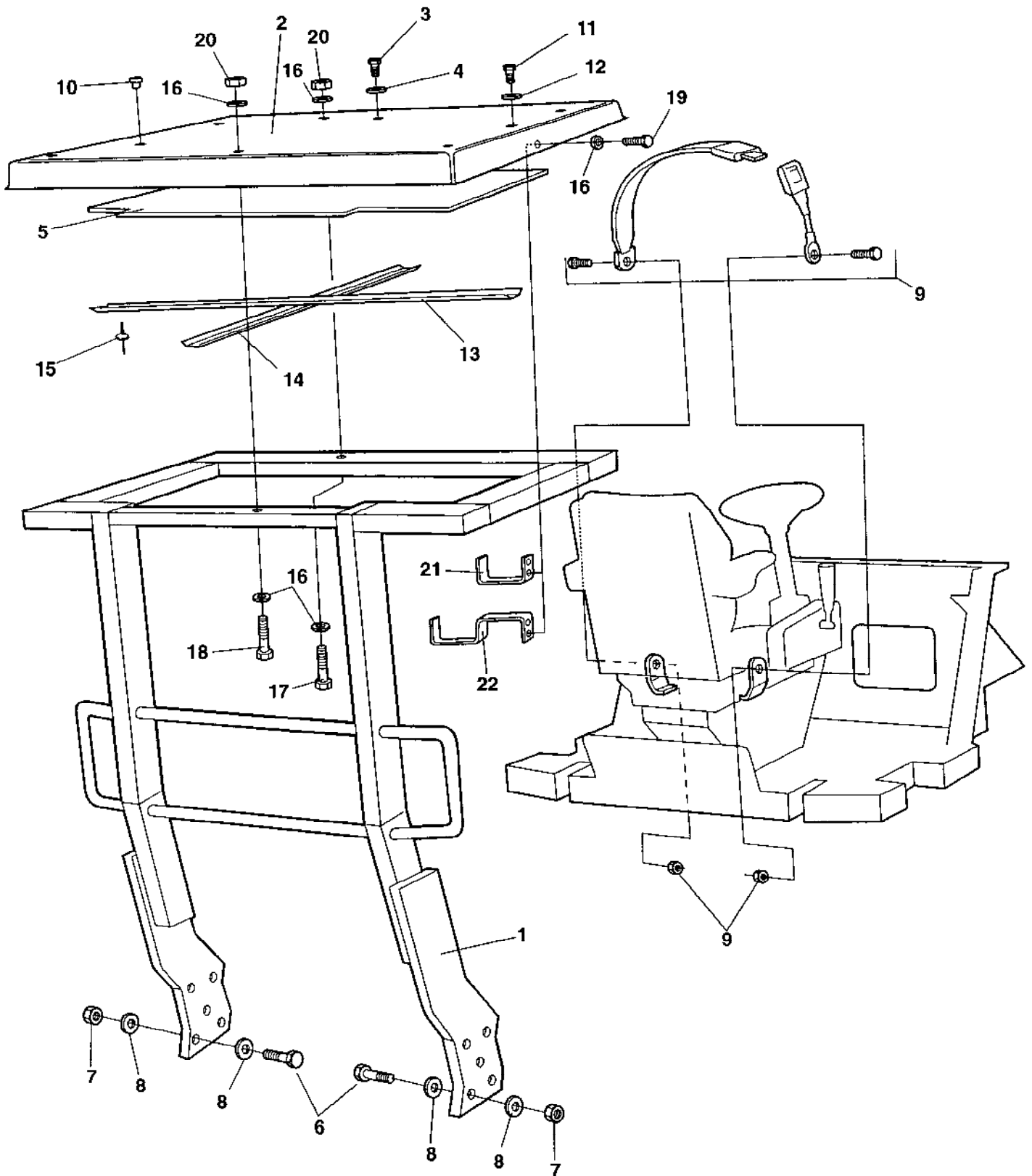


Rear mirror

Ref. No.	Part No.	Rem.	Qty	Description	Code
			1	Rear mirror Option	
1	371819		2	.Bracket	
102	600006		6	.Washer	
103	500053		6	.Screw M8-1,25x20 8,8	
104	600008		4	.Washer	
105	586018		4	.Lock nut M10	
106			2	.Exterior rear mirrors (Page 300)	

Rops and fops With seat belt

17496



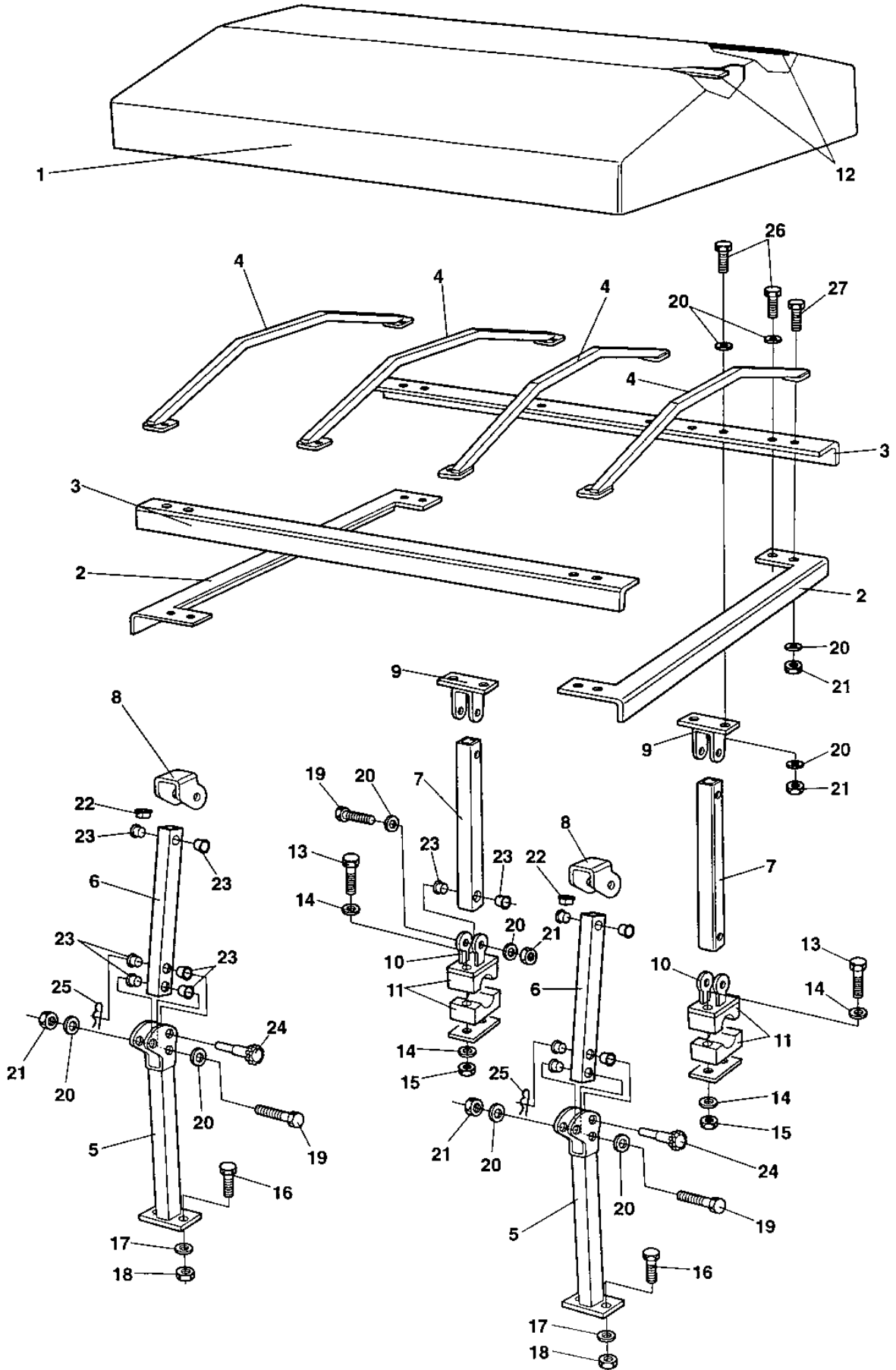
Rops and fops With seat belt

Ref. No.	Part No.	Rem.	Qty	Description	Code
1	370329		1	Rops	
2	370343		1	Rops roof	
	370349		1	Fops roof	
3	903990		3	Screw Up to 62110351	
4	904735		3	Washer Up to 62110351	
5	372631		1	Insulating material	
6	903792		10	Screw	
7	903736		10	Nut	
8	904234		20	Washer 25x45x4	
9	370766		1	Safety belt	
	383200	B	1	Safety belt 3"	
10	904180	A	2	Plug	
11	500030		10	Screw M10-1,5x35H 8,8 Up to 62110351	
	500047		10	Screw M8-1,25x35 8,8 From 62110352	
12	904567		10	Washer 10,5x28x6 Up to 62110351	
	904734		10	Washer 8,4x26x4 From 62110352	
13	380176		1	Absorbent holder	
14	376488		1	Absorbent holder	
15	904619		12	Blind rivet	
16	904734		10	Washer 8,4x26x4 From 62110352	
17	500170		2	Screw From 62110352	
18	500180		1	Screw From 62110352	
19	500019		4	Screw M8-1,25x16 8,8 From 62110352	
20	586003		3	Lock nut M8 From 62110352	
21	383898	C	2	Hook From 62110352	
22	383900	D	2	Hook From 62110352	

- A) For lifting holes
 B) Option, 3"
 C) Valid for Rops.
 D) Valid for Fops.

Canopy

16116



Canopy

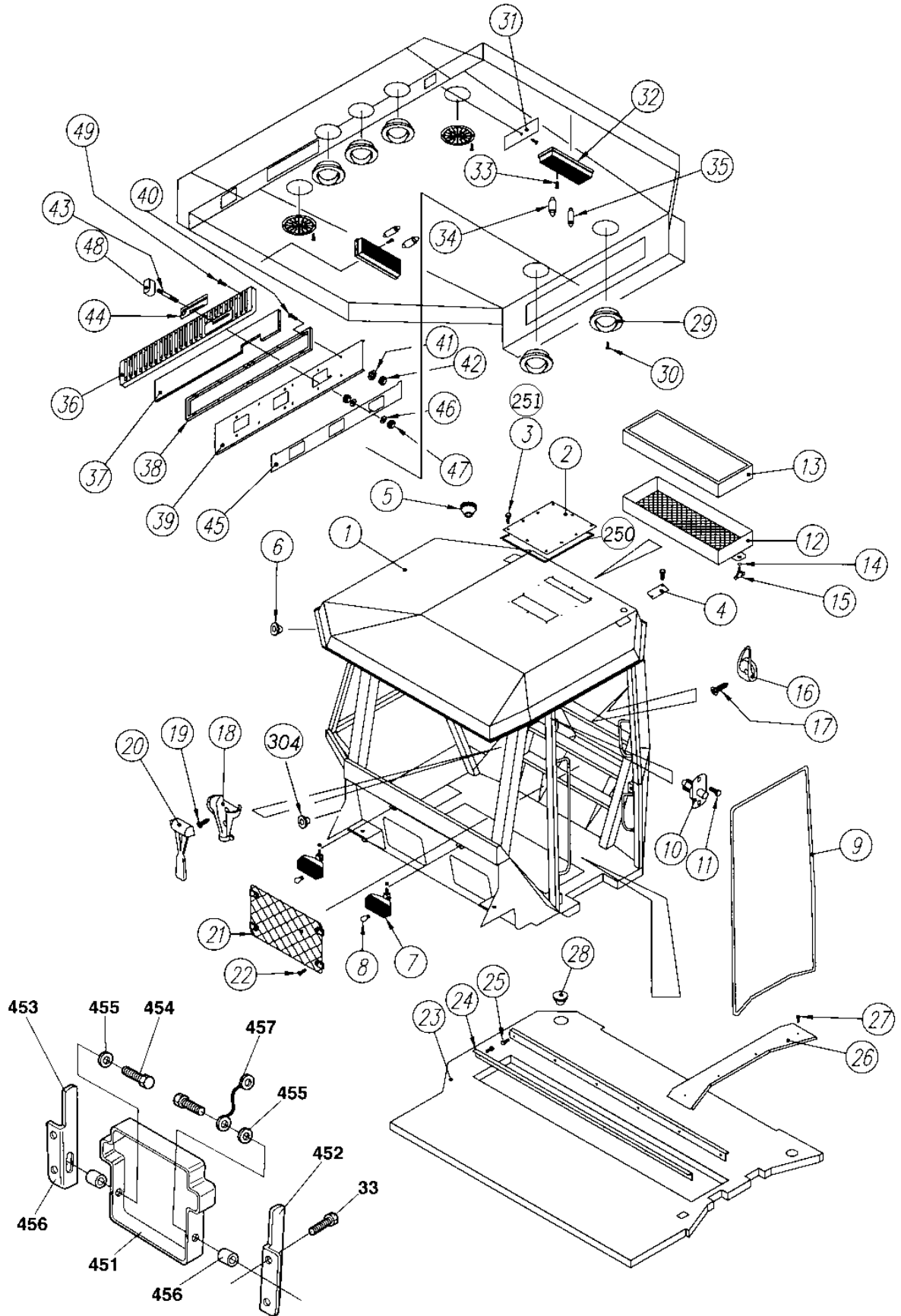
Ref. No.	Part No.	Rem.	Qty	Description	Code
1	373906		1	Roof	
2	373747		2	Canopy profile	
3	374024		2	Canopy profile	
4	373749		4	Canopy rib	
5	373968		2	Support, lower front	
6	373986		2	Support, upper front	
7	373987		2	Support, rear	
8	374002		2	Link, upper front	
9	374003		2	Link, upper rear	
10	374004		2	Link, lower rear	
11	371034		2	Clamp	
12	373907		2	Lath	
13	500153		4	Screw	
14	600004		8	Washer	
15	586002		4	Lock nut M6	
16	500030		4	Screw M10-1,5x35H 8,8	
17	600008		4	Washer	
18	902287		4	Nut	
19	500189		8	Screw	
20	600006		56	Washer	
21	586003		28	Lock nut M8	
22	904288		8	Plug	
23	904287		20	Plastic bushing	
24	374066		2	Handle	
25	924585		2	Cotter pin	
26	500021		16	Screw M8-1,25x25 8,8	
27	500022		4	Screw M8-1,25x30 8,8	

Cab, asymmetric

Ref. No.	Part No.	Rem.	Qty	Description	Code
1				Cab Interior (Page 238)	
2				Cab Inside panels (Page 242)	
3				Cab Screens (Page 244)	
4				Cab Wiper, front and rear (Page 246)	
5				Cab Wipers, right side (Page 248)	
7				Cab Door, left side (Page 250)	
8				Cab Heater and fan system (Page 252)	
9				Cab Roof mounted,electric switches Up to 62110343 (Page 254)	
				Cab Roof mounted,electric switches From 62110344 (Page 256)	

Cab Interior

15731-2



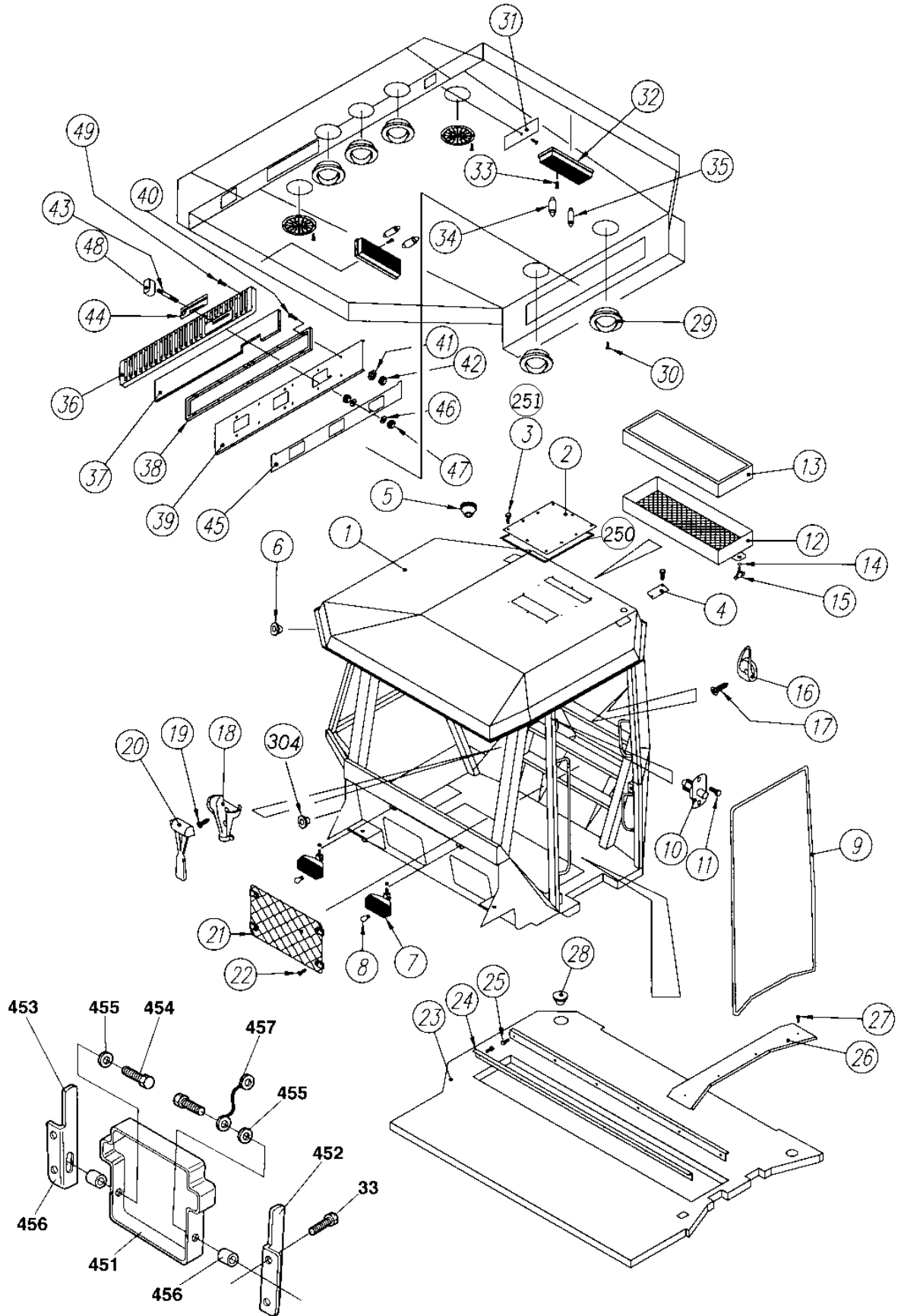
Cab Interior

Ref. No.	Part No.	Rem.	Qty	Description	Code
1	359899		1	Cab, cpl	
2	908494		1	.Cover plate Up to 62110343	
	938019		1	.Cover plate From 62110344	
3	500012		14	.Screw M6x12 Up to 62110343	
	500018		4	.Screw M8-1,25x12 8,8 From 62110344	
4	908495		2	.Cover plate	
5	908496		1	.Grommet	
6	908497		12	.Grommet	
7	908268		2	.Work light	
8	908498		2	..Bulb	
9	908499	A	1XL	.Rubber list	
10	908500		1	.Door switch	
11	901315		2	.Screw	
12	908501		1	.Filter frame	
13	908502		1	.Filter	A
14	908503		2	.O-ring	
15	908504		2	.Handle	
16	908505		1	.Hook	
17	903803		2	.Screw	
18	908506		1	.Holder	
19	903806		2	.Screw	
20	908507		1	.Emergency hammer	
21	908508		1	.Document holder	
22	903806		4	.Screw	
23	908509		1	.Floor carpet	
24	908510		2	.List	
25	535005		12	.Screw M5x12	
26	908511		1	.List left	
27	903808		4	.Screw	
28	908512		1	.Cover	
29	908513	C	5	.Nozzle	
30	904523		20	.Screw	
31	908514		1	.Cover plate	
32	908515		2	.Inner light	
33	903809		4	.Screw	
34	985117		2	.Bulb	
35	985051		2	.Bulb 12V,10W	B
36	908516		1	.Ventilating grid	
37	908517		1	.Recirculation filter	
38	908518		1	.Ventilating frame	
39	908519		1	.Grid support	
40	541535		6	.Screw	
41	908520		12	.Sleeve	
42	570002		12	.Nut M4	
43	908521		1	.Bar	
44	908522		1	.Tape	
45	908523		1	.Screen	
46	600004		1	.Washer	
47	570005		2	.Nut M8	
48	908524		1	.Knob	
49	903807		12	.Screw	
250	938023		1	Gasket From 62110344	
251	904228		4	Washer 6,4x12x1,5 From 62110344	
304	909510		1	.Grommet	
451	357425		1	Instruction book holder	
452	357426	E	1	Cover holder	
453	357427	F	1	Cover holder	

- A) L=5.0 m
- C) Option for AC
- E) Left
- F) Right

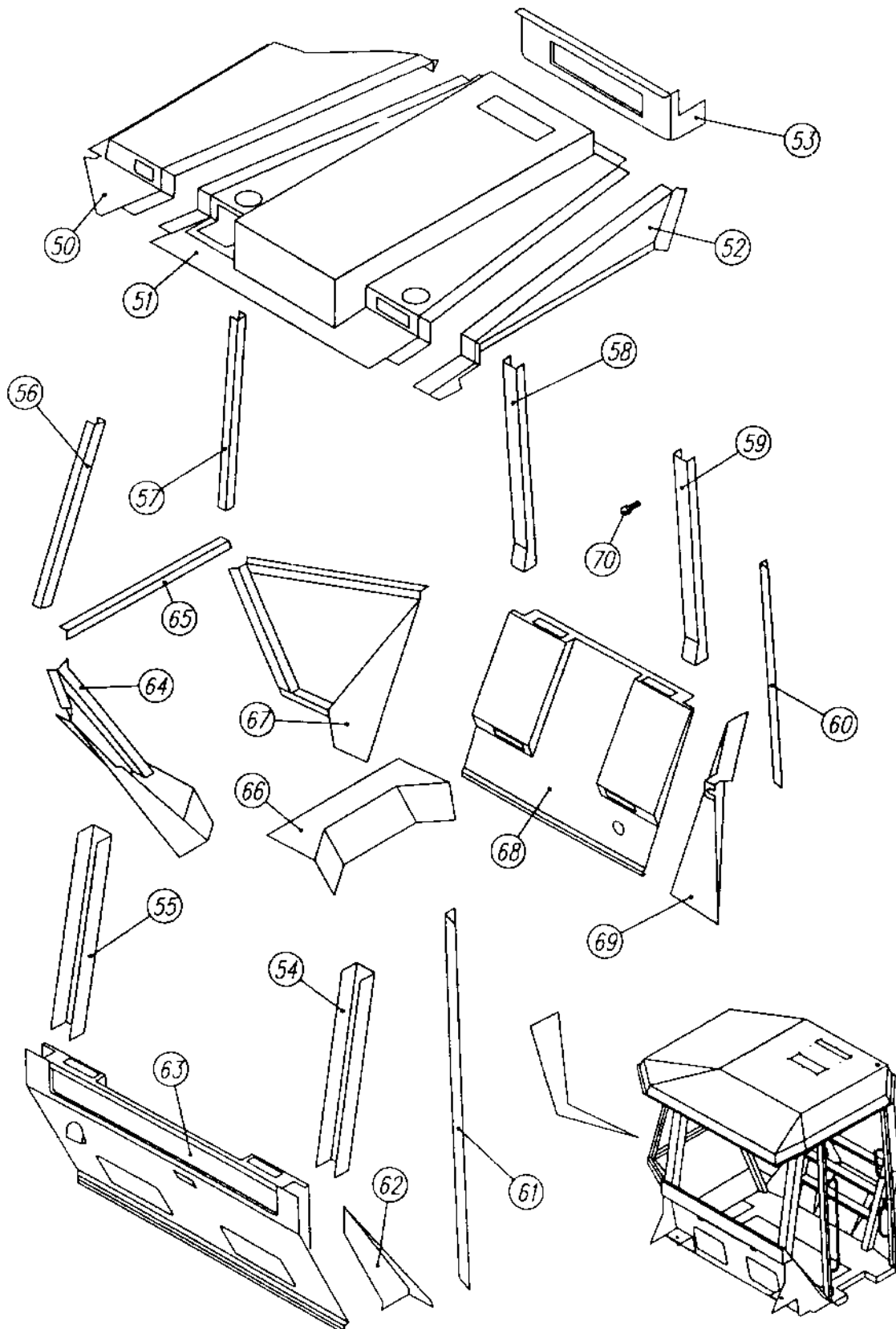
Cab Interior

15731-2



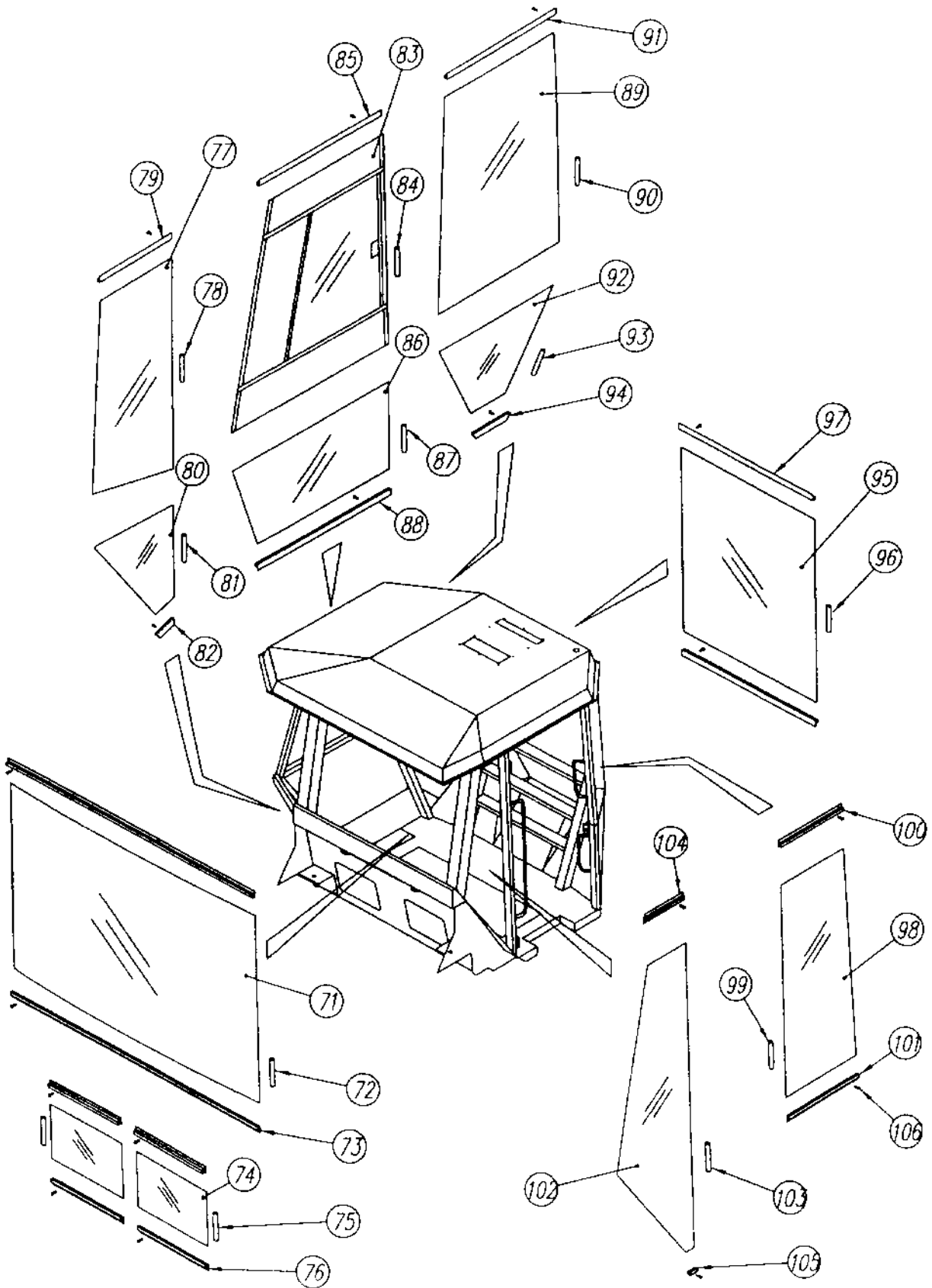
Cab Interior

Ref. No.	Part No.	Rem.	Qty	Description	Code
454	902164		2	Screw	
455	600001		2	Washer	
456	902163		2	Parallel pin	
457	357643		1	Wire	
458	624021		4	Pop rivet	



Cab Inside panels

Ref. No.	Part No.	Rem.	Qty	Description	Code
				Cab, cpl	
50	908525		1	.Panel	
51	908526		1	.Panel	
52	908527		1	.Panel	
53	908528		1	.Panel	
54	908529		1	.Panel	
55	908530		1	.Panel	
56	908531		1	.Panel	
57	908532		1	.Panel	
58	908533		1	.Panel	
59	908534		1	.Panel	
60	908535		1	.Panel	
61	908536		1	.Panel	
62	908537		1	.Panel	
63	908538		1	.Panel	
64	908539		1	.Panel	
65	908540		1	.Panel	
66	908541		1	.Panel	
67	908542		1	.Panel	
68	908543		1	.Panel	
69	908544		1	.Panel	
70	903782		30	.Screw	



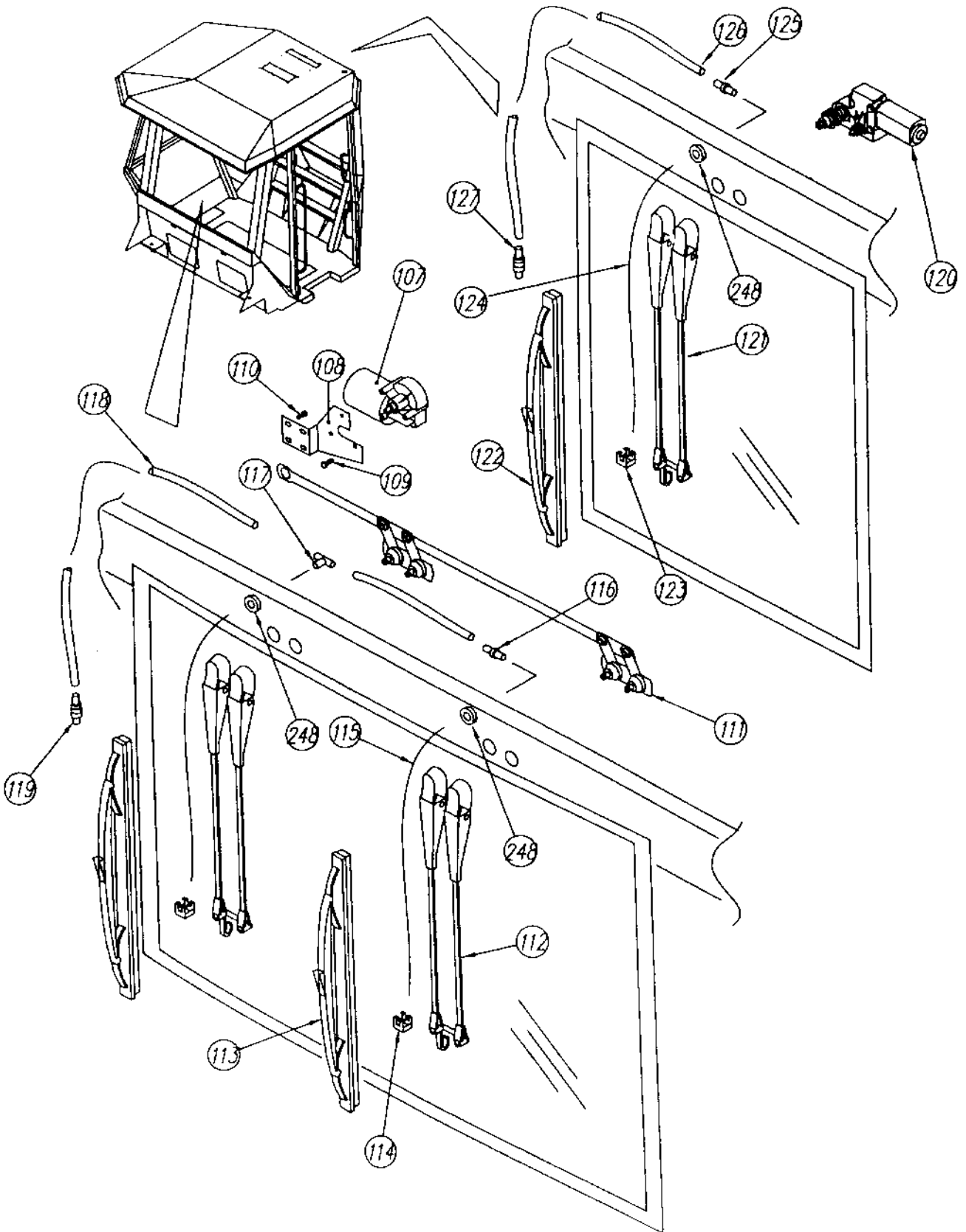
Cab Screens

Ref. No.	Part No.	Rem.	Qty	Description	Code
				Cab, cpl	
71	908257		1	.Front screen Bronze	
	937395		1	.Front screen Green	
72	908545	A	1XL	.Seal list	
73	908546		2	.List	
74	908258		2	.Screen Bronze	
	937396		2	.Screen Green	
75	908545	B	1XL	.Seal list	
76	908547		4	.List	
77	908253		1	.Screen Bronze	
	937397		1	.Screen Green	
78	908545	C	1XL	.Seal list	
79	908548		1	.List	
80	908256		1	.Screen Bronze	
	937398		1	.Screen Green	
81	908545	D	1XL	.Seal list	
82	908549		1	.List	
83	908353		1	.Screen sliding Bronze	
	937399		1	.Screen sliding Green	
84	908545	E	1XL	.Seal list	
85	908550		1	.List	
86	908255		1	.Screen Bronze	
	937400		1	.Screen Green	
87	908545	A	1XL	.Seal list	
88	908551		1	.List	
89	908249		1	.Screen Bronze	
	937401		1	.Screen Green	
90	908545	A	1XL	.Seal list	
91	908552		1	.List	
92	908254		1	.Screen Bronze	
	937402		1	.Screen Green	
93	908545	D	1XL	.Seal list	
94	908553		1	.List	
95	908264		1	.Screen Bronze	
	937403		1	.Screen Green	
96	908545	A	1XL	.Seal list	
97	908554		2	.List	
98	908262		1	.Screen Bronze	
	937404		1	.Screen Green	
99	908545	F	1XL	.Seal list	
100	908555		1	.List	
101	908556		1	.List	
102	908259		1	.Screen Bronze	
	937405		1	.Screen Green	
103	908545	G	1XL	.Seal list	
104	908557		1	.List	
105	908993		1	.List	
106	903782		90	.Screw	

- A) L=1,8 m
- B) L=0,6 m
- C) L=2,4 m
- D) L=1,6 m
- E) L=2,9 m
- F) L=2,1 m
- G) L=3,0 m

Cab Wiper, front and rear

15734-1

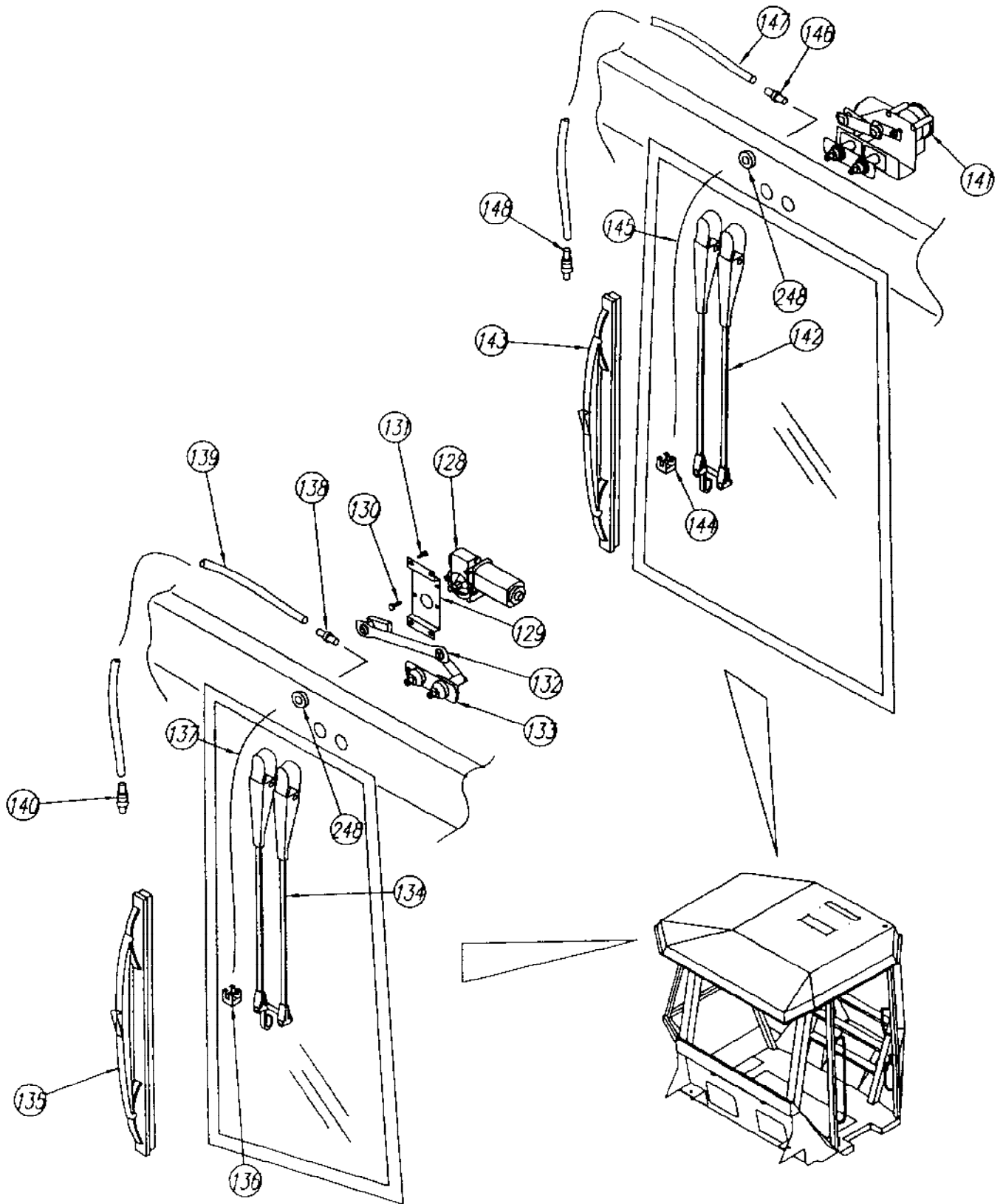


Cab Wiper, front and rear

Ref. No.	Part No.	Rem.	Qty	Description	Code
				Cab, cpl	
107	908272		1	.Wiper motor	
108	908558		1	.Bracket	
109	500012		3	.Screw M6x12	
110	541702		4	.Screw M6x12	
111	908362		1	.Transmission	
112	908273		2	.Wiper arm	
113	908271		2	.Wiper blade	
114	908559		2	.Nozzle	
115	908560	A	2XL	.Rubber hose	
116	908561		1	.Grommet	
117	908562		1	.T-connection	
118	908563	B	1XL	.Plastic hose	
119	908564	C	1	.Check valve	
120	908278		1	.Wiper motor	
121	908279		1	.Wiper arm	
122	908280		1	.Wiper blade	
123	908559		1	.Nozzle	
124	908560	A	1XL	.Rubber hose	
125	908561		1	.Grommet	
126	908563	B	1XL	.Plastic hose	
127	908564		1	.Check valve	
248	908496		3	Grommet	

- A) L=1,0 m
B) L=6,0 m
C) 100 mm from pump

DYNAPAC
Cab Wipers, right side
15735-1

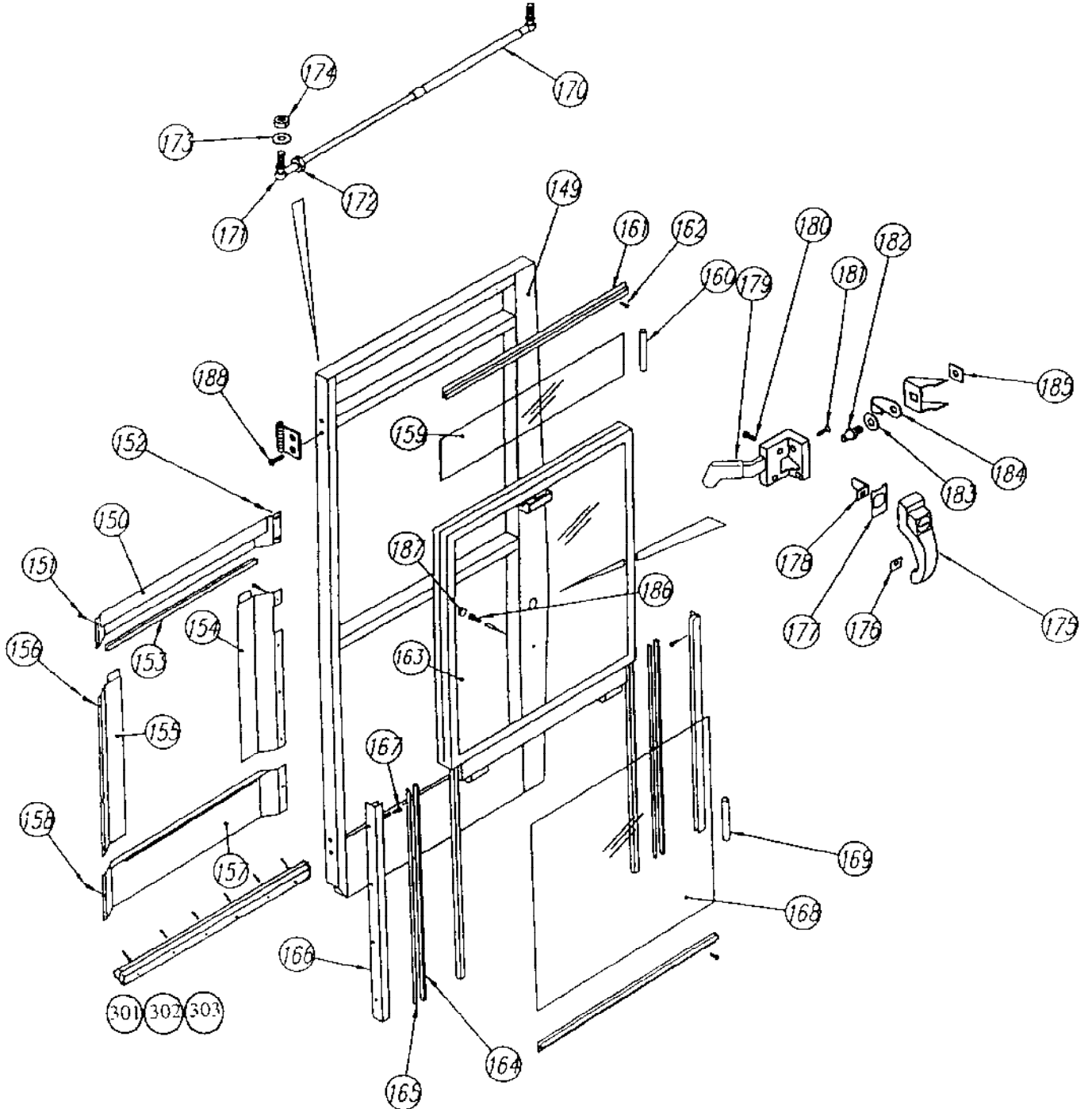


Ref. No.	Part No.	Rem.	Qty	Description	Code
				Cab, cpl	
128	908269		1	.Wiper motor	
129	908565		1	.Bracket	
130	500012		3	.Screw M6x12	
131	541702		4	.Screw M6x12	
132	908363		1	.Transmission	
133	908364		1	.Intermediate shaft	
134	908270		1	.Wiper arm	
135	908271		1	.Wiper blade	
136	908559		1	.Nozzle	
137	908560	A	1XL	.Rubber hose	
138	908561		1	.Grommet	
139	908563		1XL	.Plastic hose	
140	908564	B	1	.Check valve	
141	908281		1	.Wiper motor	
142	908282		1	.Wiper arm	
143	908271		1	.Wiper blade	
144	908559		1	.Nozzle	
145	908560		1XL	.Rubber hose	
146	908561		1	.Grommet	
147	908563	C	1XL	.Plastic hose	
148	908564		1	.Check valve	
248	908496		2	Grommet	

- A) L=1,0 m
- B) 100 mm from pump
- C) L=6,0 m

Cab Door, left side

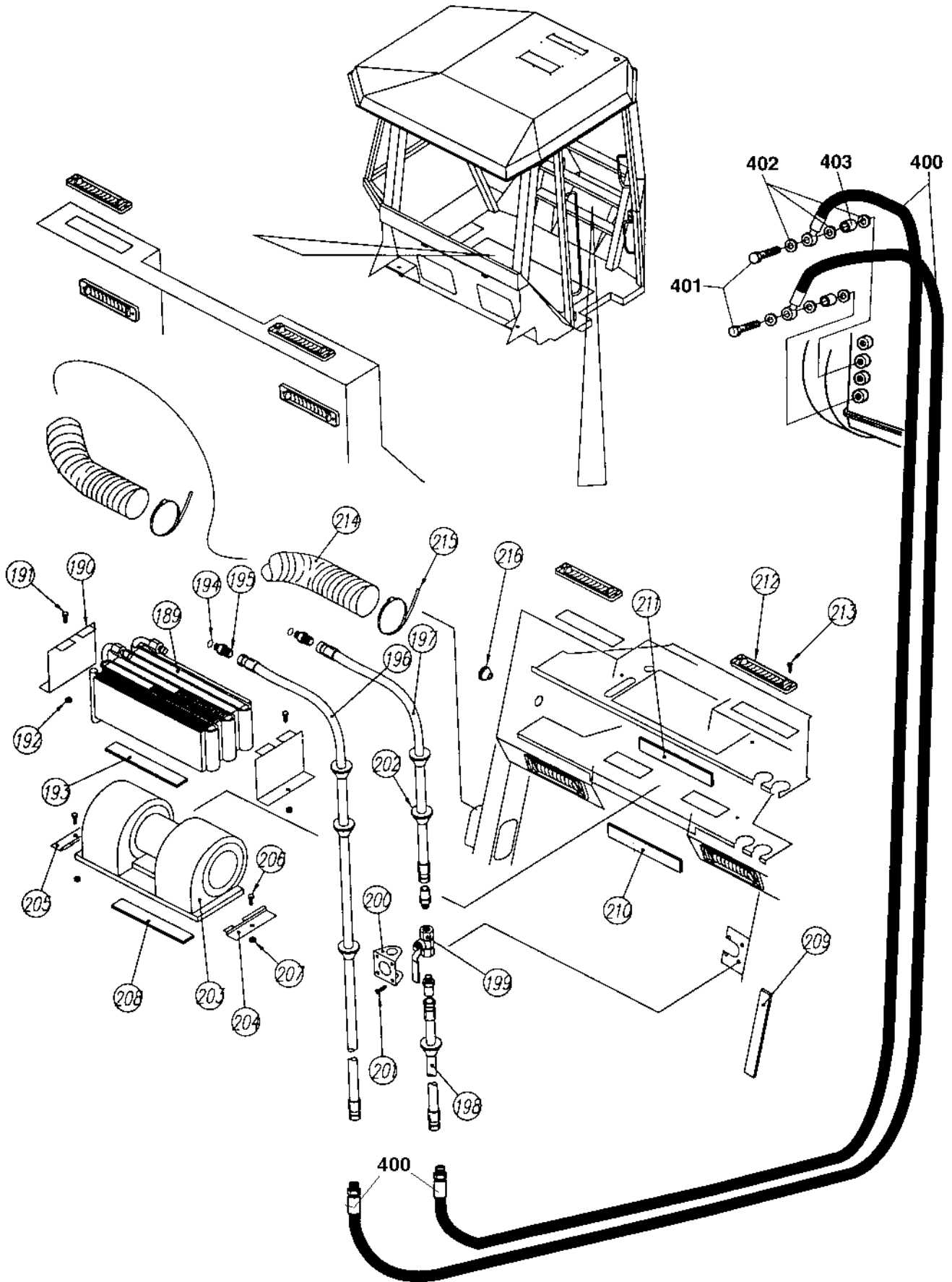
15736-1



Cab Door, left side

Ref. No.	Part No.	Rem.	Qty	Description	Code
				Cab, cpl	
149	908566		1	.Door frame, left	
150	908567		1	.Cover	
151	541702		2	.Screw M6x12	
152	500012		2	.Screw M6x12	
153	908568	A	1XL	.Edge trim	
154	908569		1	.Cover	
155	908570		1	.Cover	
156	901315		8	.Screw	
157	908571		1	.Cover	
158	903805		6	.Screw	
159	908260		1	.Screen Bronze	
	937406		1	.Screen Green	
160	908545	B	1XL	.Seal list	
161	908572		1	.List	
162	903782		10	.Screw	
163	908261	C	1	.Screen Bronze	
	937407		1	.Screen Green	
164	908573	D	1XL	.Sealing	
165	908574	D	1XL	.Sealing	
166	908575		2	.Slide bar	
167	901315		8	.Screw	
168	908263		1	.Screen Bronze	
	937408		1	.Screen Green	
169	908545		1XL	.Seal list	
170	908284		1	.Gas spring	
	908354		1	.Mounting kit	
171			1	..Joint	
172			1	..Nut	
173			2	..Washer	
174			2	..Nut	
175	372260	E	1	.Handle, cpl	
	908285		1	..Handle w lock	
	908286		1	...Key	
	935244	1	1	.Door handle with key	
	902866		1	..Key Marked "455"	D
176	908577		1	..Washer	
177	908578		1	..Washer	
178	908579		1	.Leader	
179	908287		1	.Lock	
180	903805		2	.Screw	
181	903802		2	.Screw	
182	908580		1	.Lock pin	
183	908581		1	.Washer	
184	908582		1	.Cover	
185	908583		1	.Bracket	
186	508001	F	1	.Screw	
187	908584		1	.Rubber seal	
188	513025		4	.Screw	
301	908986		1	.List	
302			6	.Rivet	
303	908987	G	1XL	.Seal	

- 1) Mounted from march/april 1996.
- A) L=0,70 m
- B) L=1,0 m
- C) Up-down
- D) L=1,4 m
- E) With lock and key
- F) Incl in item 175
- G) L=0,75 m



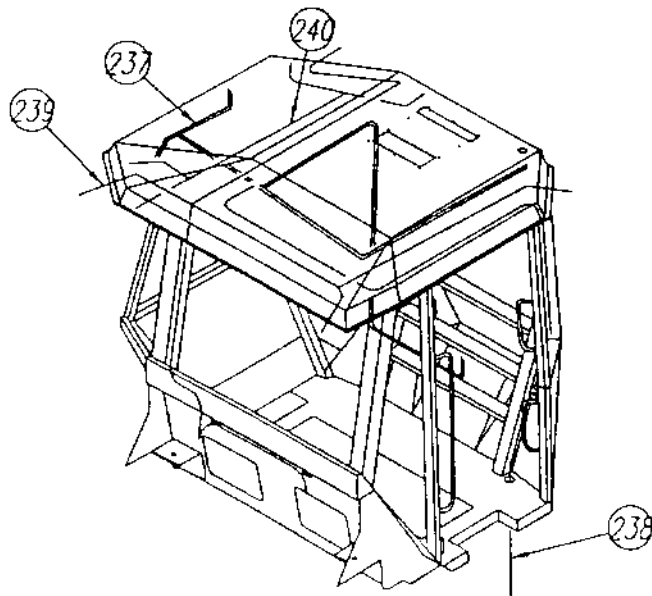
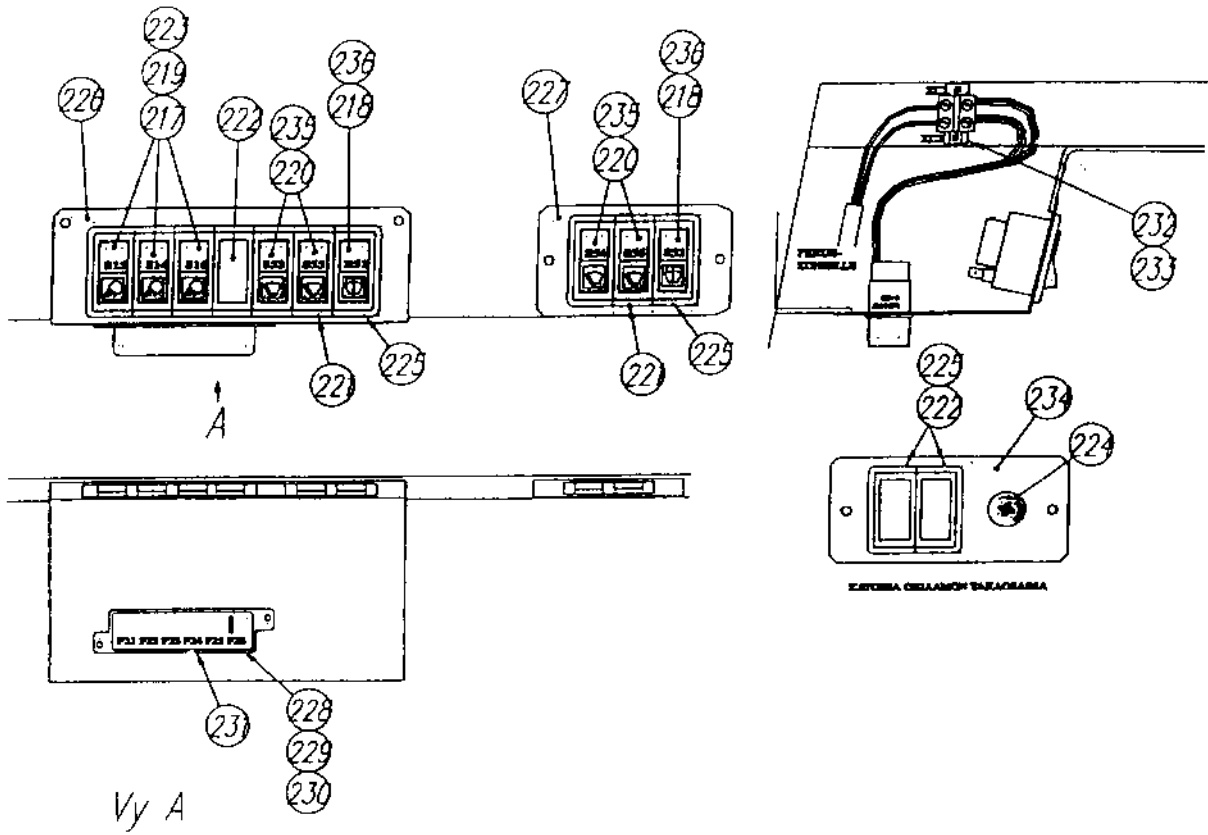
Cab Heater and fan system

Ref. No.	Part No.	Rem.	Qty	Description	Code
				Cab, cpl	
189	908585		1	.Radiator	
190	908586		2	.Bracket	
191	500040		2	.Screw M6-1x20 8,8	
192	570004		2	.Nut M6	
193	908587	A	1XL	.Edge trim	
194	908588		2	.O-ring	
195	908589		2	.Connector	
196	908590		1	.Hose	
197	908591		1	.Hose	
198	908592		1	.Hose	
199	908593		1	.Valve	
200	908594		1	.Bracket	
201	903804		4	.Screw	
202	908496		6	.Grommet	
203	908595		1	.Fan, cpl	
204	908596	B	1	.Bracket	
205	908597	C	1	.Bracket	
206	500040		2	.Screw M6-1x20 8,8	
207	570004		2	.Nut M6	
208	908587	A	1XL	.Edge trim	
209	908587	A	2XL	.Edge trim	
210	908587	D	1XL	.Edge trim	
211	908587	D	1XL	.Edge trim	
212	908598		8	.Nozzle	
213	903806		16	.Screw	
214	908599	D	1XL	.Hose	
215	908600		2	.Clamp	
216	908601		1	.Grommet	
400	370761	E	2	Hose	
401	747691		2	Hollow screw	
402	900700		6	Copper washer	
403	371727		2	Sleeve	

- A) L=1,0 m
 B) Left
 C) Right
 D) L=1,5 m
 E) Oil for heater

Cab Roof mounted, electric switches

15738-1



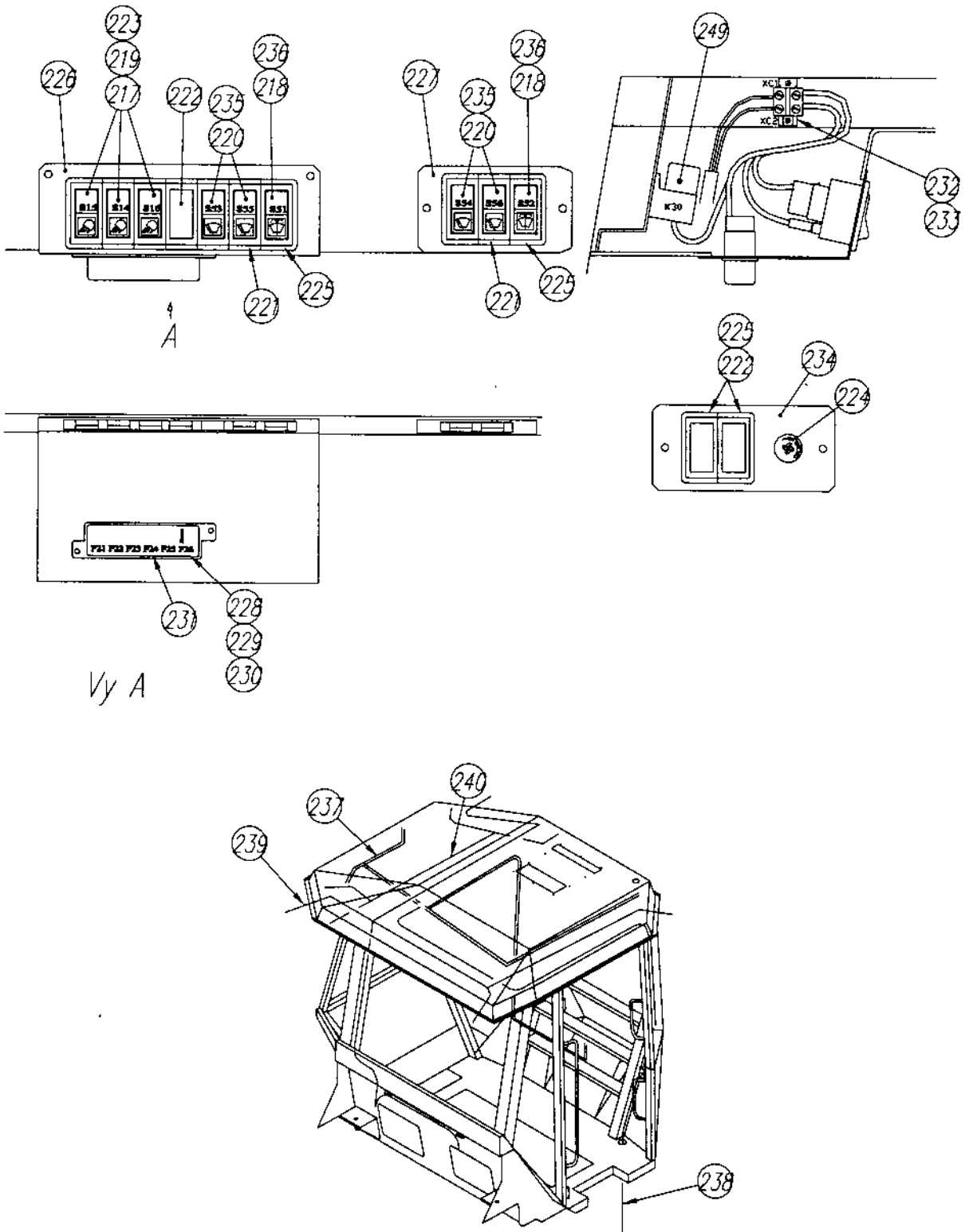
Cab Roof mounted,electric switches

Ref. No.	Part No.	Rem.	Qty	Description	Code
				Cab, cpl	
217	908602		3	.Switch	
218	908603		2	.Switch	
219	908604		3	.Symbol work lights	
220	908605		4	.Symbol wiper	
221	908606		6	.Modular panel	
222	908607		3	.Cover	
223	908608		3	.Socket with bulb	
224	908609		1	.Switch	
225	908610		1	.Modular panel	
226	908611		1	.Bracket	
227	908612		1	.Bracket	
228	908613		1	.Fuse box	
229	901240		4	.Connector	
230	901228		5	.Fuse 15A	B
231	901229		1	.Fuse 25A	B
232	908614		1	.Terminal block	
233	908615		1	.Mounting rail	
234	908616		1	.Bracket	
235	908617		4	.Switch	
236	908618		2	.Symbol washer	
237	908619		1	.Cable harness	
238	908620	A	1	.Cable harness	
239	908621	B	1	.Cable harness	
240	908622	C	1	.Cable harness	

- A) Main supply
B) Working lights
C) Wipers

Cab Roof mounted, electric switches

17199



Cab Roof mounted,electric switches

Ref. No.	Part No.	Rem.	Qty	Description	Code
				Cab, cpl	
217	908602		3	.Switch	
218	908603		2	.Switch	
219	908604		3	.Symbol work lights	
220	908605		4	.Symbol wiper	
221	908606		6	.Modular panel	
222	908607		3	.Cover	
223	908608		3	.Socket with bulb	
224	908609		1	.Switch	
225	908610		1	.Modular panel	
226	908611		1	.Bracket	
227	908612		1	.Bracket	
228	908613		1	.Fuse box	
229	901240		4	.Connector	
230	901228		5	.Fuse 15A	B
231	901229		1	.Fuse 25A	B
232	908614		1	.Terminal block	
233	908615		1	.Mounting rail	
234	908616		1	.Bracket	
235	908617		4	.Switch	
236	908618		2	.Symbol washer	
237	938025		1	.Cable harness	
238	938026	A	1	.Cable harness	
239	938028	B	1	.Cable harness	
240	938029	C	1	.Cable harness	
249	287598		1	.Relay	D

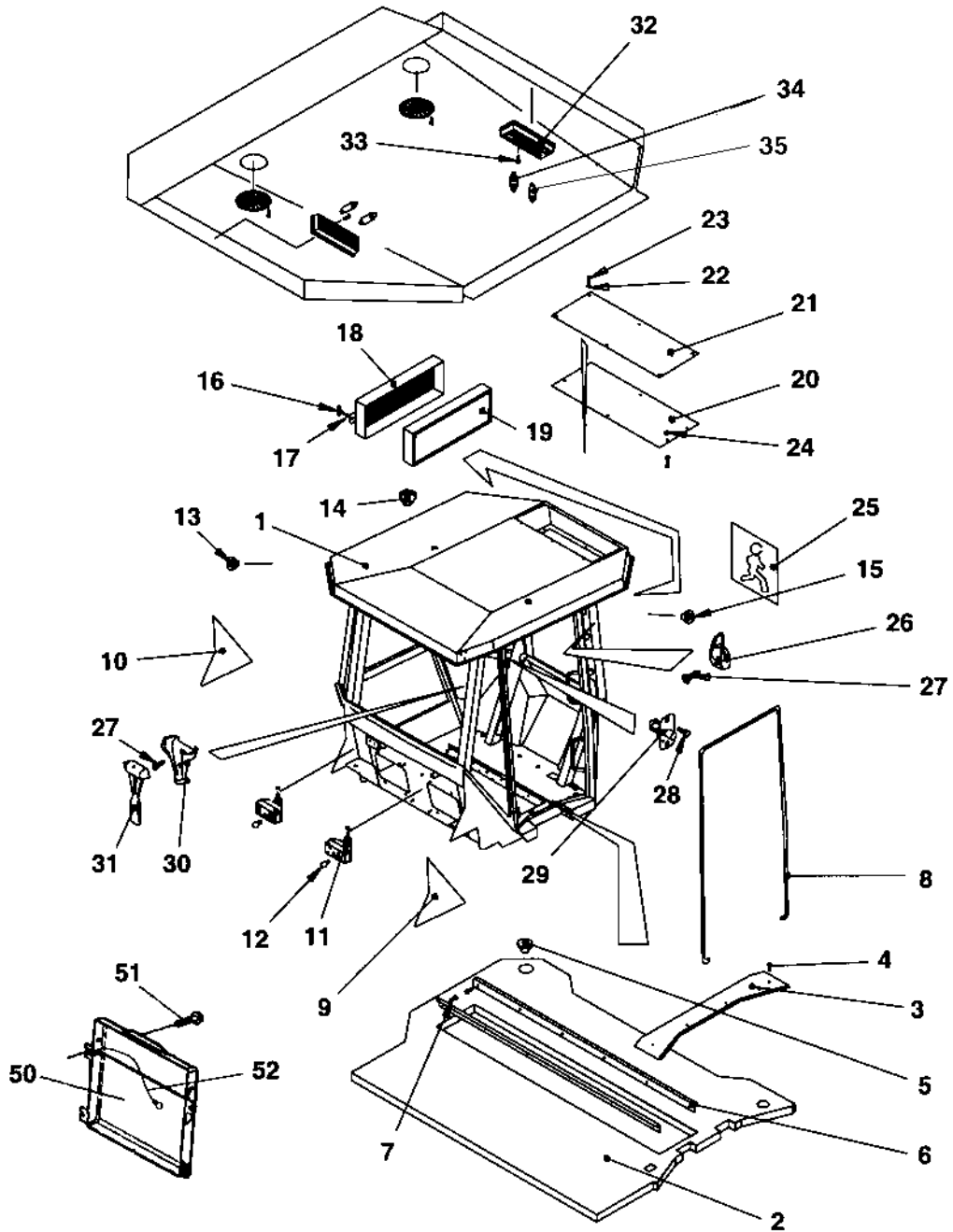
- A) Main supply
- B) Working lights
- C) Wipers

Cab, asymmetric

Ref. No.	Part No.	Rem.	Qty	Description	Code
1				Cab, interior (Page 260)	
2				Cab, screens (Page 262)	
3				Cab, inside panels (Page 264)	
4				Cab, wipers, right side (Page 266)	
5				Cab, wipers, front and rear (Page 268)	
6				Cab, door, left side (Page 270)	
7				Cab, heater and, fan system (Page 272)	
8				Cab, roof mounted, electrical switches (Page 276)	

Cab, interior

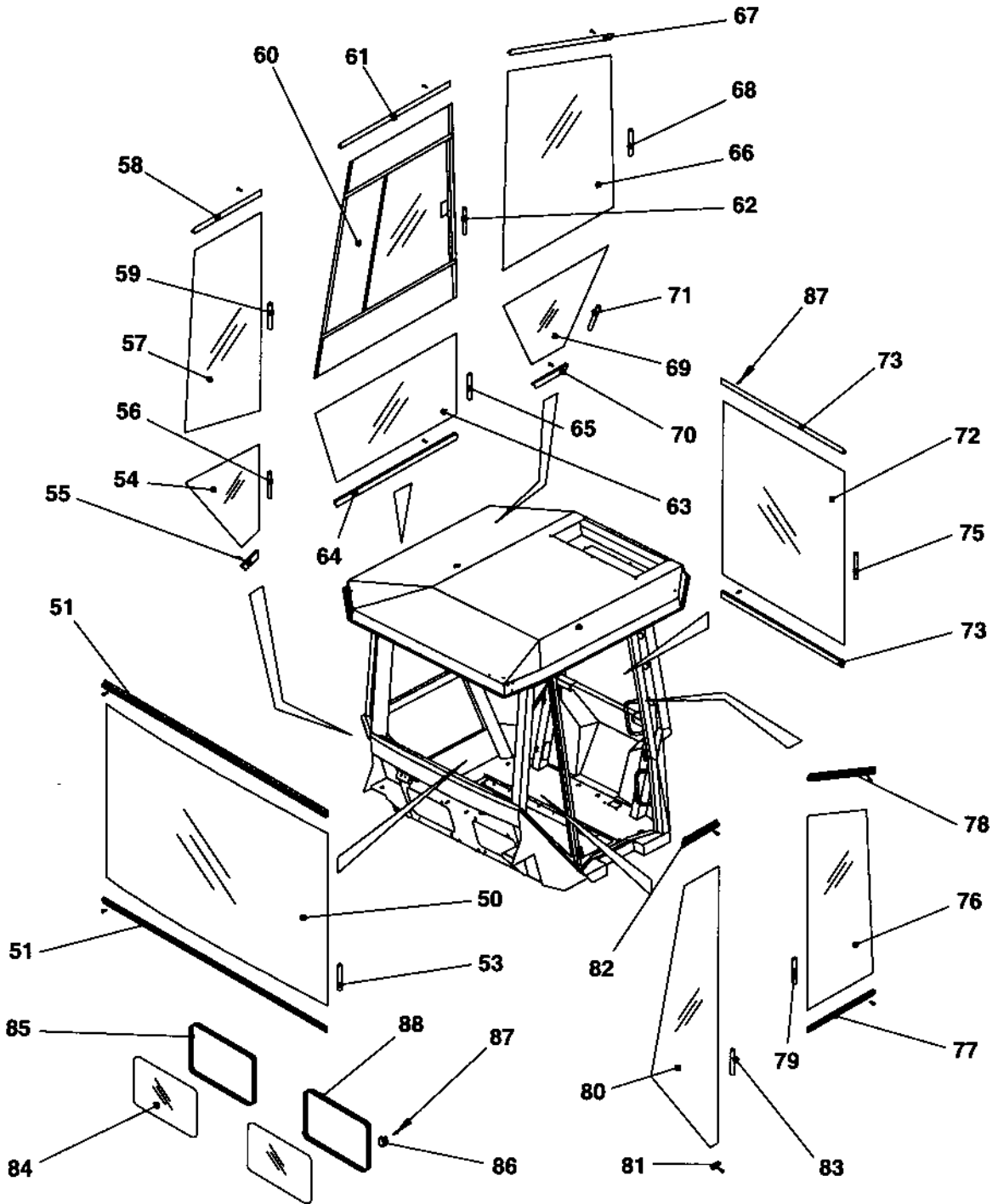
17620-1



Cab, interior

Ref. No.	Part No.	Rem.	Qty	Description	Code
1	385735		1	Cab, cpl	
2	908509		1	.Floor carpet	
3	908511		1	.List left	
4	903808		4	.Screw	
5	908512		1	.Cover	
6	908510		2	.List	
7	535005		12	.Screw M5x12	
8	938842	A	1XL	.Sealing strip	
9	938843		1	.Black sticker	
10	938844		1	.Black sticker	
11	908268		2	.Work light	
12	938845		2	.Bulb 10W 12V	
13	938660		8	.Grommet	
14	908497		12	.Grommet	
15	909510		3	.Grommet	
16	908504		4	.Handle	
17	908503		4	.O-ring	
18	938846		2	.Filter housing	
19	938847		2	.Air filter	
20	938678		1	.Cover	
21	938679		1	.Cover	
22	936277		12	.Washer	
23	500053		12	.Screw M8-1,25x20 8,8	
24	586003		8	.Lock nut M8	
25	935589		1	.Decal	
26	908505		1	.Hook	
27	938676		4	.Screw	
28	901315		2	.Screw	
29	908500		1	.Door switch	
30	908506		1	.Holder	
31	908507		1	.Emergency hammer	
32	908515		2	.Inner light	
33	541535		4	.Screw	
34	985051		4	.Bulb 12V,10W	B
35	985013		2	.Bulb 12V,5W	B
50	383705		1	Instruction book holder	
51	791226		4	Screw	
52	357643		1	Wire	

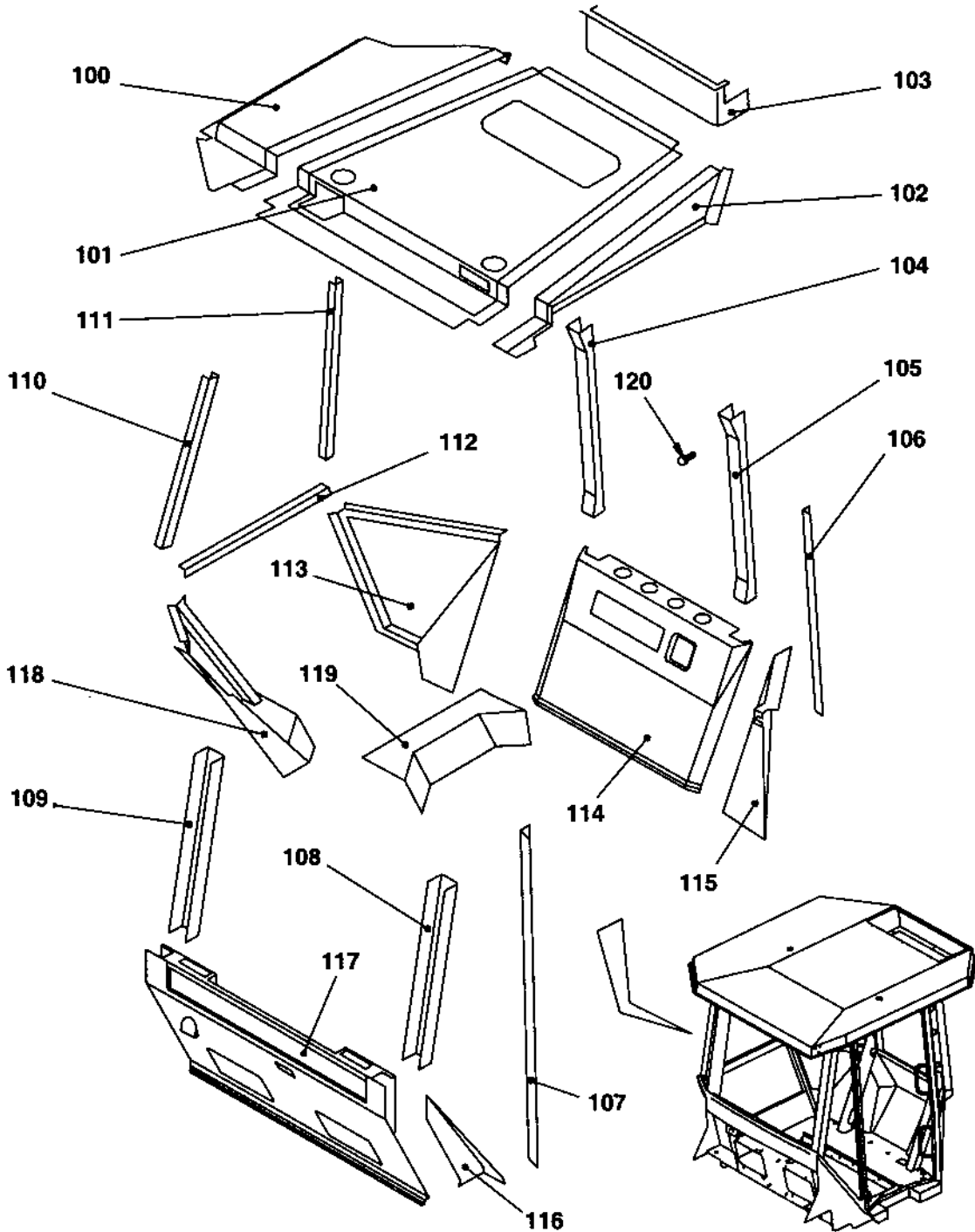
A) L=5,0 m



Cab, screens

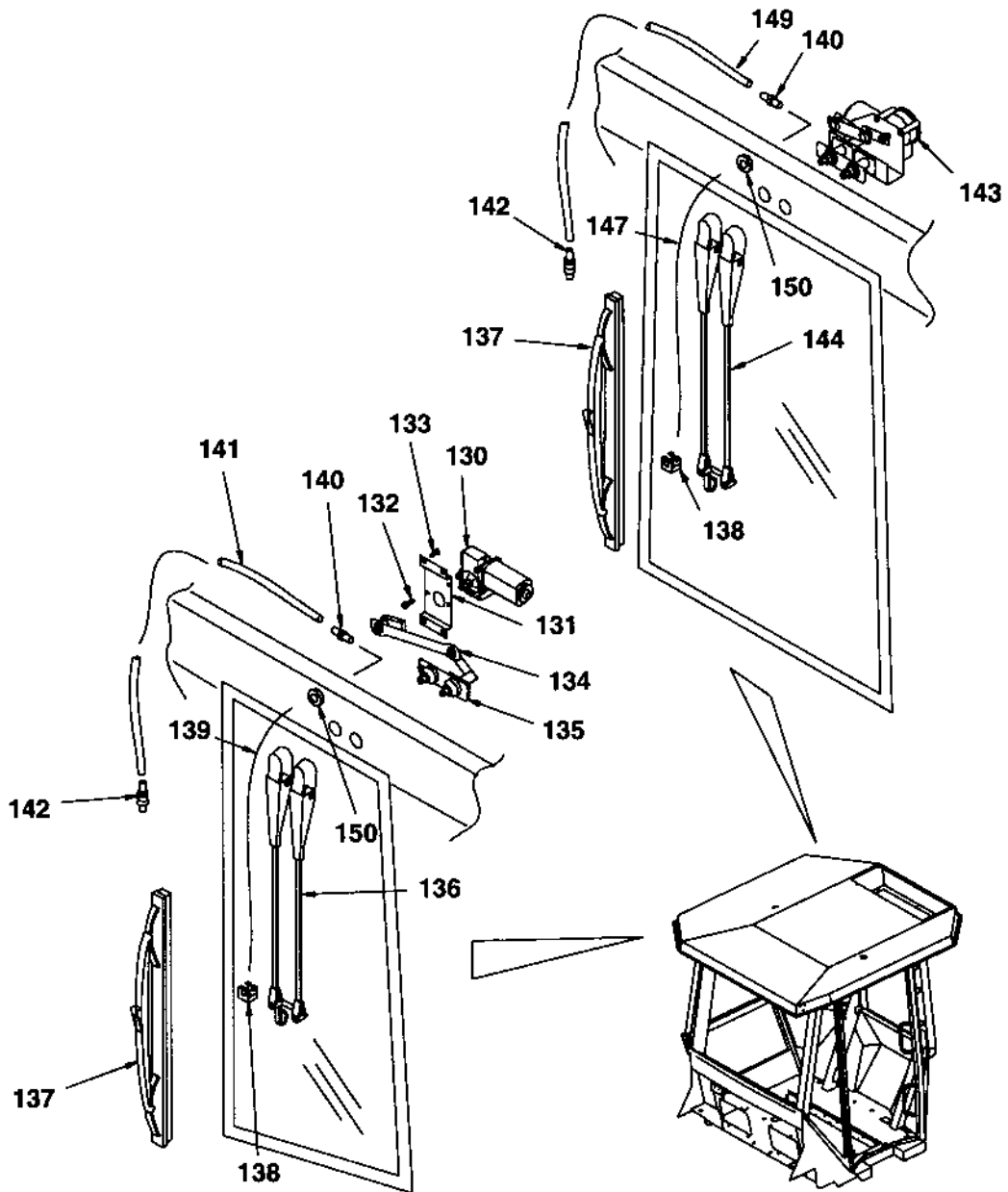
Ref. No.	Part No.	Rem.	Qty	Description	Code
				Cab, cpl	
50	937395		1	.Front screen Green	
51	908546		1	.List	
53	938834	A	1XL	.Sealing strip	
54	937398		1	.Screen Green	
55	908549		1	.List	
56	938834	B	1XL	.Sealing strip	
57	937397		1	.Screen Green	
58	908548		1	.List	
59	938834	C	1XL	.Sealing strip	
60	937399		1	.Screen sliding Green	
61	908550		1	.List	
62	938834	D	1XL	.Sealing strip	
63	937400		1	.Screen Green	
64	908551		1	.List	
65	938834	A	1XL	.Sealing strip	
66	938565		1	.Screen	
67	938835		1	.List	
68	938834	E	1XL	.Sealing strip	
69	937402		1	.Screen Green	
70	908553		1	.List	
71	938834	B	1XL	.Sealing strip	
72	937403		1	.Screen Green	
73	908764		2	.List	
75	938834	A	1XL	.Sealing strip	
76	938566		1	.Screen Green	
77	908556		1	.List	
78	938836		1	.List	
79	938834	F	1XL	.Sealing strip	
80	937405		1	.Screen Green	
81	908993		1	.List	
82	908557		1	.List	
83	938834	G	1XL	.Sealing strip	
84	938567		1	.Screen Green	
85	938837	H	1XL	.Sealing strip	
86	938838		8	.List	
87	937932		57	.Screw	
88	938837	H	1XL	.Sealing strip	

- A) L=1,8 m
- B) L=1,6 m
- C) L=2,4 m
- D) L=2,9 m
- E) L=2,5 m
- F) L=2,1 m
- G) L=3,0 m
- H) L=1,3 m



Cab, inside panels

Ref. No.	Part No.	Rem.	Qty	Description	Code
				Cab, cpl	
100	938806		2	.Panel	
101	938807		1	.Panel	
102	938808		1	.Panel	
103	938809		1	.Panel	
104	938810		1	.Panel	
105	938811		1	.Panel	
106	908535		1	.Panel	
107	908536		1	.Panel	
108	908529		1	.Panel	
109	908530		1	.Panel	
110	908531		1	.Panel	
111	908532		1	.Panel	
112	908540		1	.Panel	
113	908542		1	.Panel	
114	938812		1	.Panel	
115	908544		1	.Panel	
116	908537		1	.Panel	
117	938813		1	.Panel	
118	908539		1	.Panel	
119	908541		1	.Panel	
120	938677		50	.Screw	

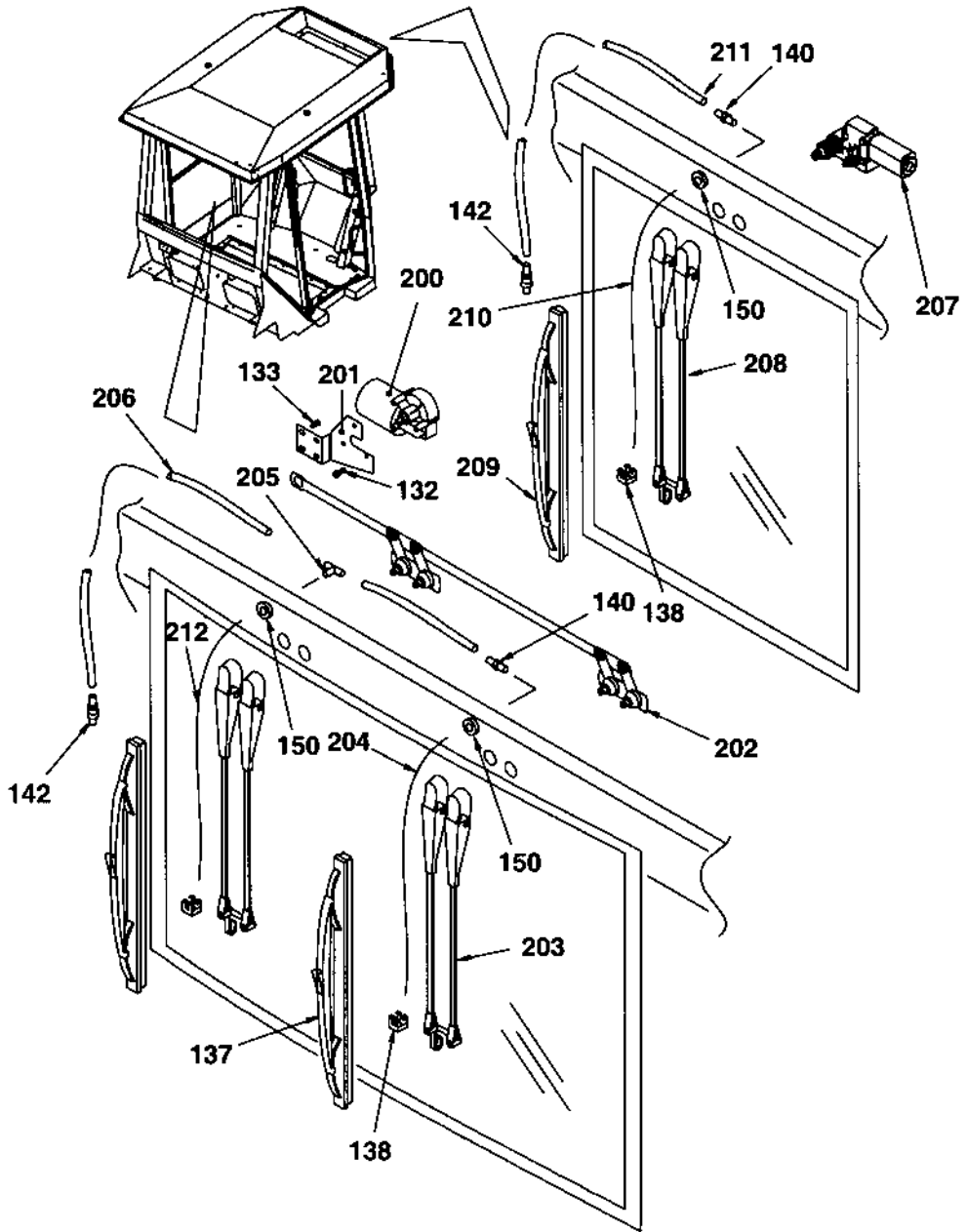


Ref. No.	Part No.	Rem.	Qty	Description	Code
				Cab, cpl	
130	908269		1	.Wiper motor	
131	908565		1	.Bracket	
132	500012		3	.Screw M6x12	
133	541702		4	.Screw M6x12	
134	908363		1	.Transmission	
135	908364		1	.Intermediate shaft	
136	908270		1	.Wiper arm	
137	908271		2	.Wiper blade	
138	908559		2	.Nozzle	
139	908560	A	1XL	.Rubber hose	
140	908561		2	.Grommet	
141	908563	B	1XL	.Plastic hose	
142	908564		2	.Check valve	
143	908281		1	.Wiper motor	
144	908282		1	.Wiper arm	
147	908560	A	1XL	.Rubber hose	
149	908563	B	1XL	.Plastic hose	
150	908496		4	.Grommet	

A) L=1,0 m
B) L=6,0 m

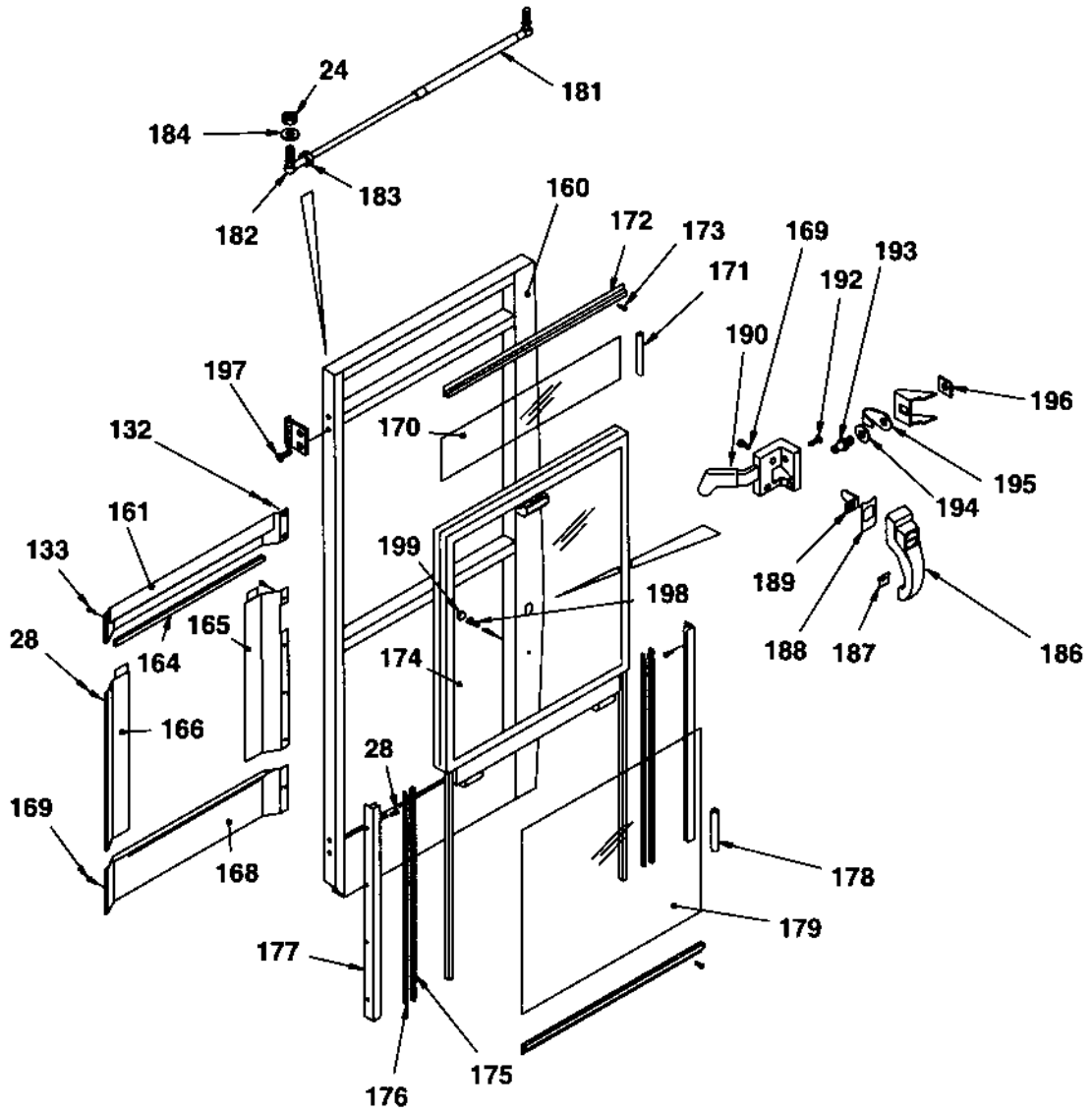
Cab, wipers, front and rear

17615



Cab, wipers, front and rear

Ref. No.	Part No.	Rem.	Qty	Description	Code
			1	Cab, cpl	
132	500012		3	.Screw M6x12	
133	541702		4	.Screw M6x12	
137	908271		2	.Wiper blade	
138	908559		3	.Nozzle	
140	908561		2	.Grommet	
142	908564		2	.Check valve	
150	908496		3	.Grommet	
200	908272		1	.Wiper motor	
201	908558		1	.Bracket	
202	908362		1	.Transmission	
203	908273		2	.Wiper arm	
204	908560	A	1XL	.Rubber hose	
205	908562		1	.T-connection	
206	908563	B	1XL	.Plastic hose	
207	908278		1	.Wiper motor	
208	908279		1	.Wiper arm	
209	908280		1	.Wiper blade	
210	908560	A	1XL	.Rubber hose	
211	908563	B	1XL	.Plastic hose	
212	908560	A	1XL	.Rubber hose	
A)	L=1,0 m				
B)	L=6,0 m				



Cab, door, left side

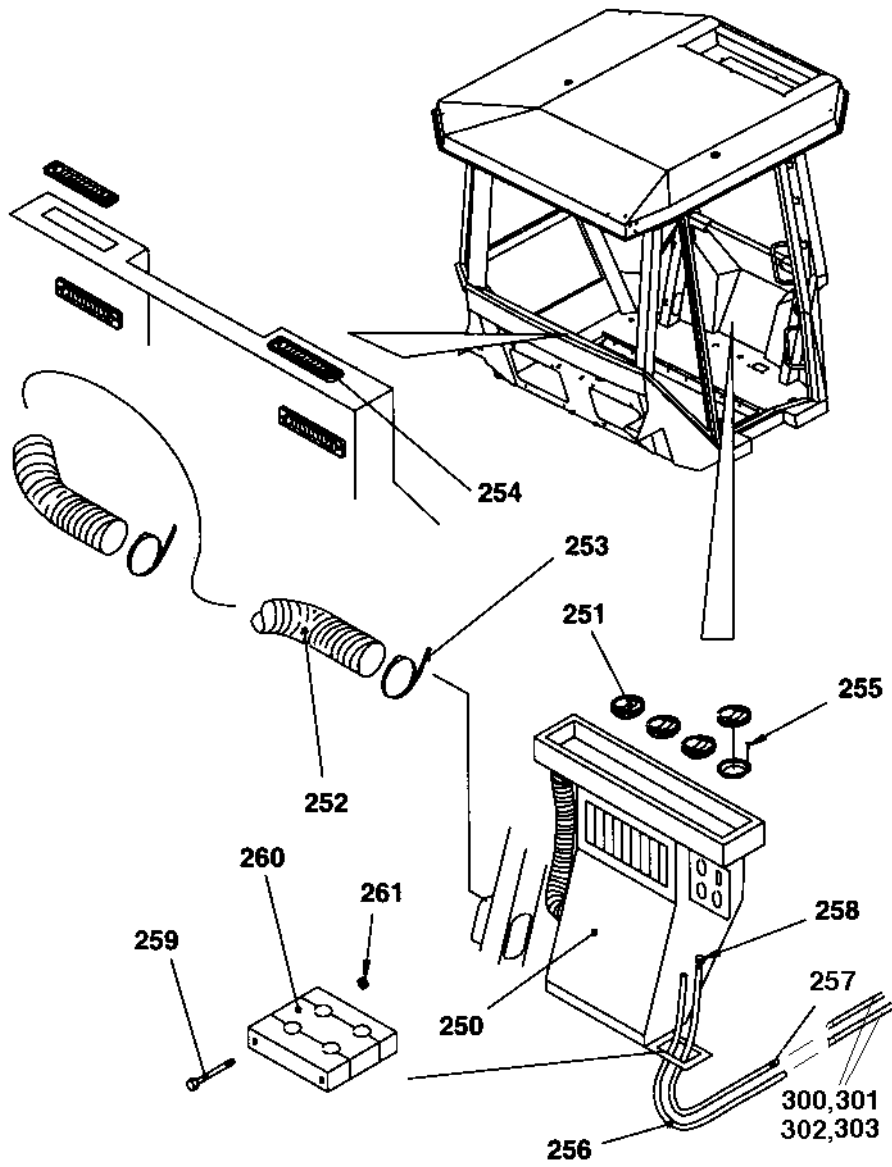
Ref. No.	Part No.	Rem.	Qty	Description	Code
			1	Cab, cpl	
24	586003		2	.Lock nut M8	
28	901315		16	.Screw	
132	500012		2	.Screw M6x12	
133	541702		2	.Screw M6x12	
160	908566		1	.Door frame, left	
161	908567		1	.Cover	
164	908568	A	1XL	.Edge trim	
165	908569		1	.Cover	
166	908570		1	.Cover	
168	908571		1	.Cover	
169	903805		8	.Screw	
170	937406		1	.Screen Green	
171	908545	B	1XL	.Seal list	
172	908572		1	.List	
173	903782		10	.Screw	
174	937407	E	1	.Screen Green	
175	908573	C	1XL	.Sealing	
176	908574	C	1XL	.Sealing	
177	908575		2	.Slide bar	
178	908545	D	1XL	.Seal list	
179	937408		1	.Screen Green	
181	908284		1	.Gas spring	
	908354	1	1	.Mounting kit	
182	908576		1	.Ball joint	
183	570005		1	.Nut M8	
184	904229		2	.Washer 8,4x16x1,5	
186	935244		1	.Door handle with key	
	902866		1	..Key Marked "455"	D
187	908577		1	.Washer	
188	908578		1	.Washer	
189	908579		1	.Leader	
190	908287		1	.Lock	
192	903802		2	.Screw	
193	908580		1	.Lock pin	
194	908581		1	.Washer	
195	908582		1	.Cover	
196	908583		1	.Bracket	
197	513025		4	.Screw	
198	508001		1	.Screw	
199	908584		1	.Rubber seal	

1) Includes item 24, 182, 183 and 184.

- A) L=0,7 m
- B) L=1,0 m
- C) L=1,4 m
- D) L=1,8 m
- E) Up-down

Cab, heater and, fan system

17618



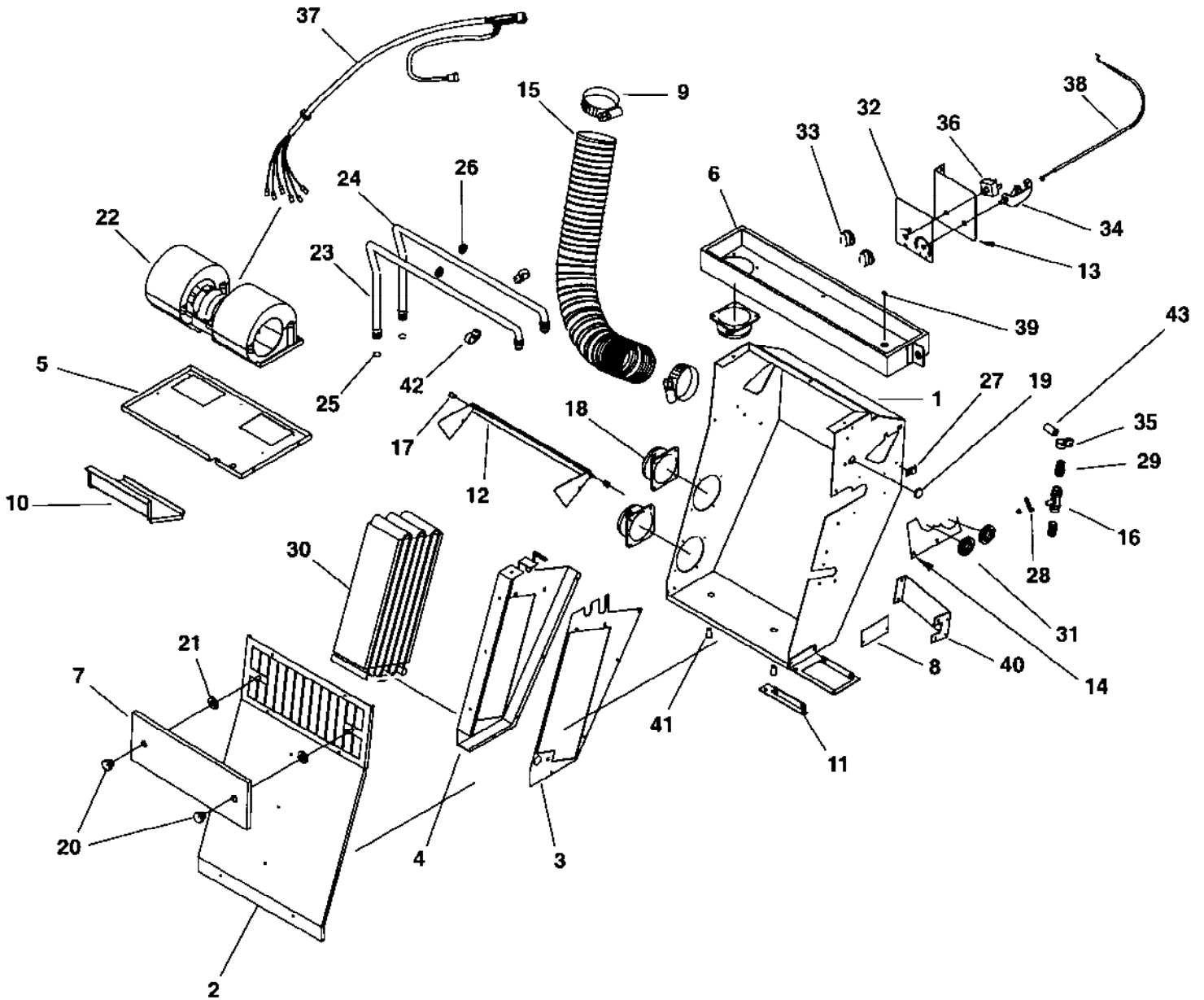
Cab, heater and, fan system

Ref. No.	Part No.	Rem.	Qty	Description	Code
			1	Cab, cpl	
250	385769		1	.Heater unit (Page 274)	
251	385442		4	.Air nozzle	
252	908599	A	1XL	.Hose	
253	908600		2	.Clamp	
254	908598		4	.Nozzle	
255	938691		16	.Screw	
256	938872	B	1XL	.Hose	
257	938873	C	1XL	.Hose	
258	938874		2	.Clamp	
259	500153		2	.Screw	
260	938871		1	.Hose clamp	
261	570004		2	.Nut M6	
300	370761		2	Hose	
301	747691		2	Hollow screw	
302	330331		6	Washer 18,2x23,9x1,5	
303	371727		4	Sleeve	

A) L=1,50 m

B) L=2,75 m

C) L=2,90 m

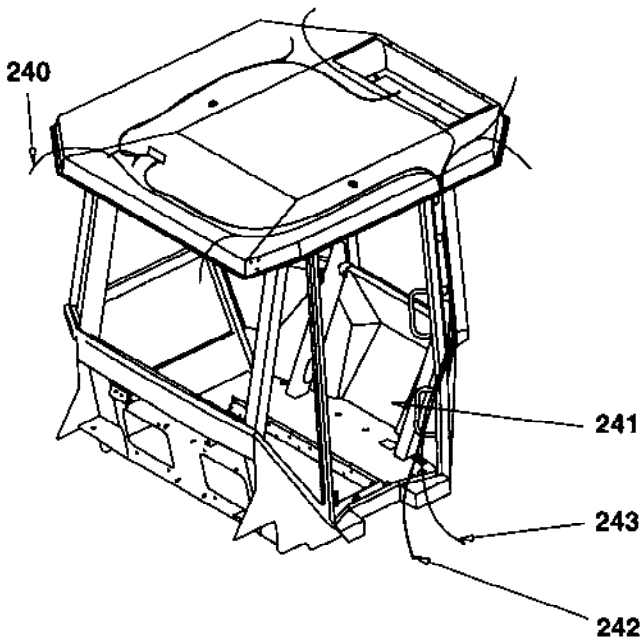
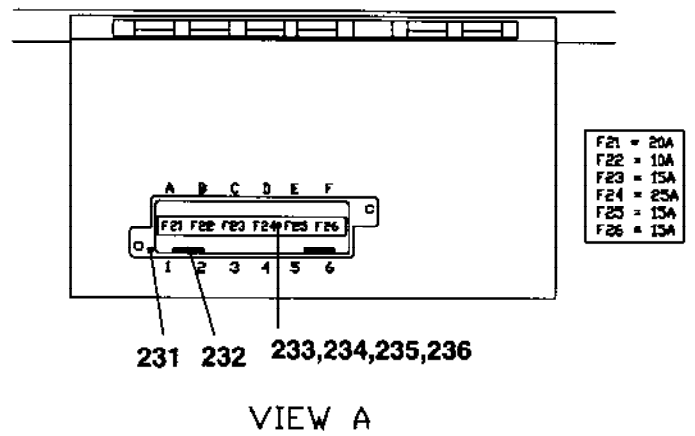
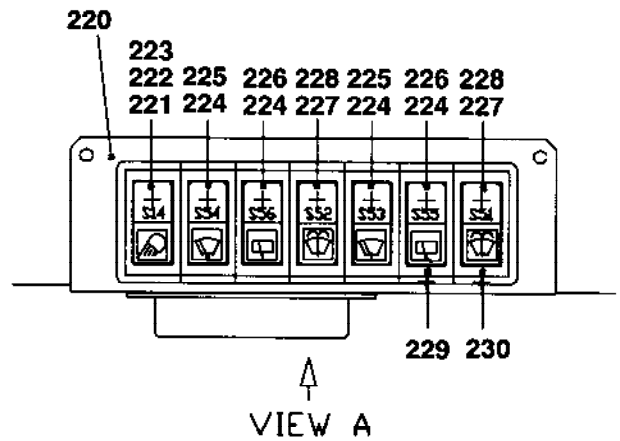
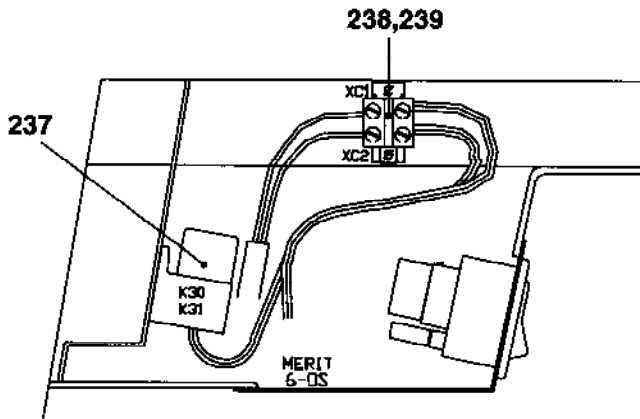


385769 Heater unit

Ref. No.	Part No.	Rem.	Qty	Description	Code
1	938938		1	Casing	
2	938939		1	Cover	
3	938940		1	Coil bracket	
4	938941		1	Coil bracket	
5	938942		1	Blower bracket	
6	938943		1	Air distributor	
7	938864		1	Recirculation cover	
8	938865		1	Block valve cover	
9	938789		2	Clamp	
10	938945		1	Air channel	
11	938779		1	Hose bracket	
12	938780		1	Flapper	
13	938781		1	Control panel	
14	938946		1	Cover plate	
15	938783		1	Air duct	
16	938953		1	Heater valve	
17	938784		2	Bushing	
18	938632		3	Hose adapter	
19	938644		1	Cap	
20	938634		2	Knob	
21	938611		2	Star lock	
22	938638		1	Fan	
23	938947		1	Copper tube	
24	938948		1	Copper tube	
25	384878		2	O-ring	
26	384927		2	Grommet	
27	384880		1	Wire clamp	
28	938949		1	Arm	
29	938950		2	Fitting	
30	384133		1	Coil	
31	938608		2	Grommet	
32	938955		1	Overlay	
33	938620		2	Knob	
34	938788		1	Rotary control	
35	938951		1	Clamp	
36	938622		1	Switch	
37	938647		1	Cable harness	
38	938954		1	Bowden cable	
39	938867		1	Hole plug	
40	938944		1	Heater valve bracket	
41	938636		2	Drain valve	
42	938790		2	Clamp	
43	938952		1	Spacer	

Cab, roof mounted, electrical switches

17617



Cab, roof mounted, electrical switches

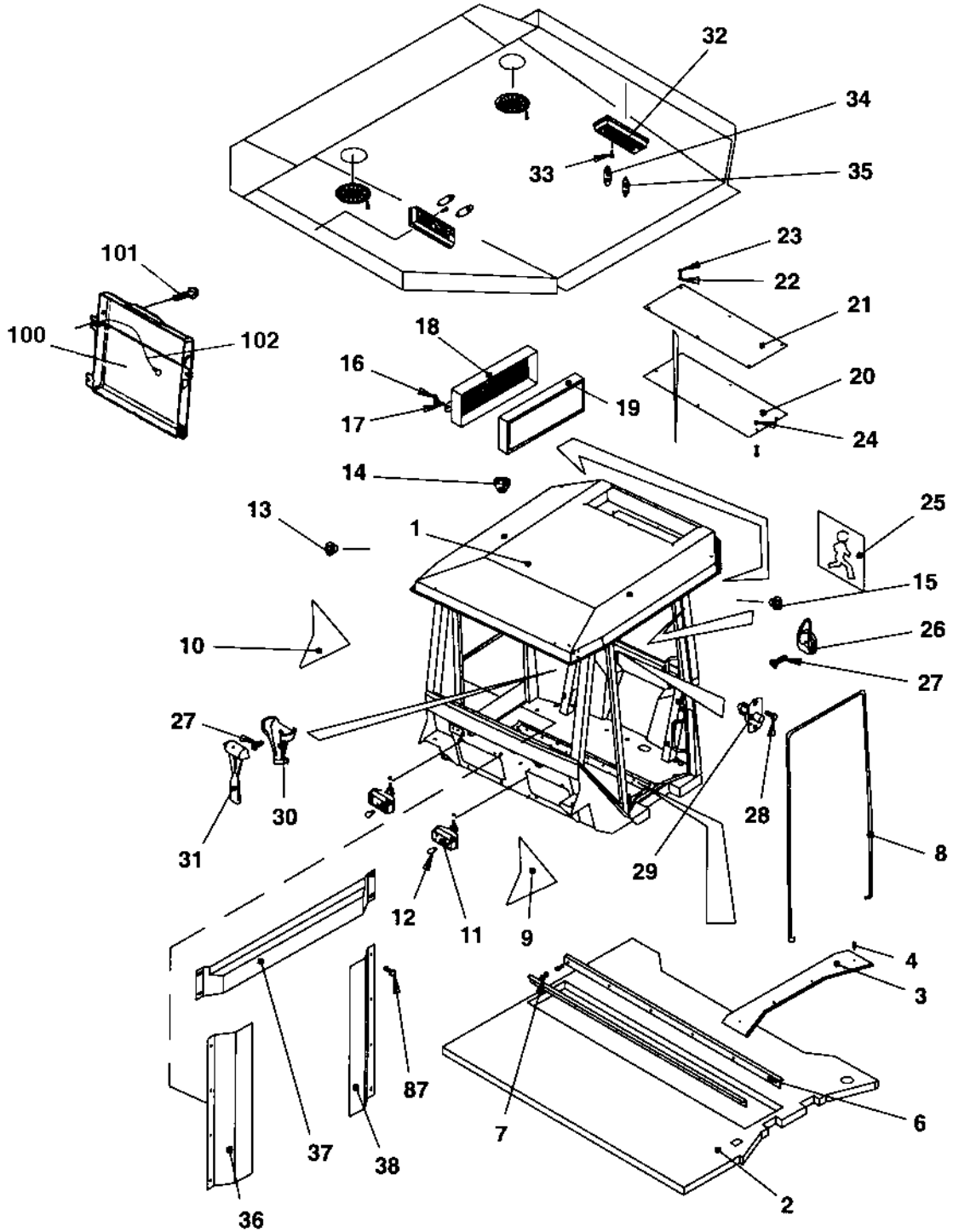
Ref. No.	Part No.	Rem.	Qty	Description	Code
			1	Cab, cpl	
220	908611		1	.Bracket	
221	908602		1	.Switch	
222	908604		1	.Symbol work lights	
223	908608		1	.Socket with bulb	
224	908617		4	.Switch	
225	908605		2	.Symbol wiper	
226	938687		2	.Symbol wiper	
227	908603		2	.Switch	
228	908618		2	.Symbol washer	
229	908606		5	.Modular panel	
230	908610		2	.Modular panel	
231	908613		1	.Fuse box	
232	901240		2	.Connector	
233	901228		3	.Fuse 15A	B
234	903741		1	.Fuse 20A	D
235	901227		1	.Fuse 10A	D
236	901229		1	.Fuse 25A	B
237	287597		2	.Relay	D
238	908614		1	.Terminal block	
239	938853		2	.End latch	
240	938029		1	.Cable harness	
241	938854		1	.Cable harness Roof	
242	938855		1	.Cable harness Feed	
243	938856		1	.Cable harness Work light	

Cab, symmetric

Ref. No.	Part No.	Rem.	Qty	Description	Code
1				Cab Interior (Page 280)	
2				Cab Screens (Page 282)	
3				Cab Inside panels (Page 284)	
4				Cab, wipers, front and rear (Page 268)	
6				Cab, door, left side (Page 270)	
7				Cab, heater and, fan system (Page 272)	
8				Cab, roof mounted, electrical switches (Page 276)	

Cab Interior

17612-1



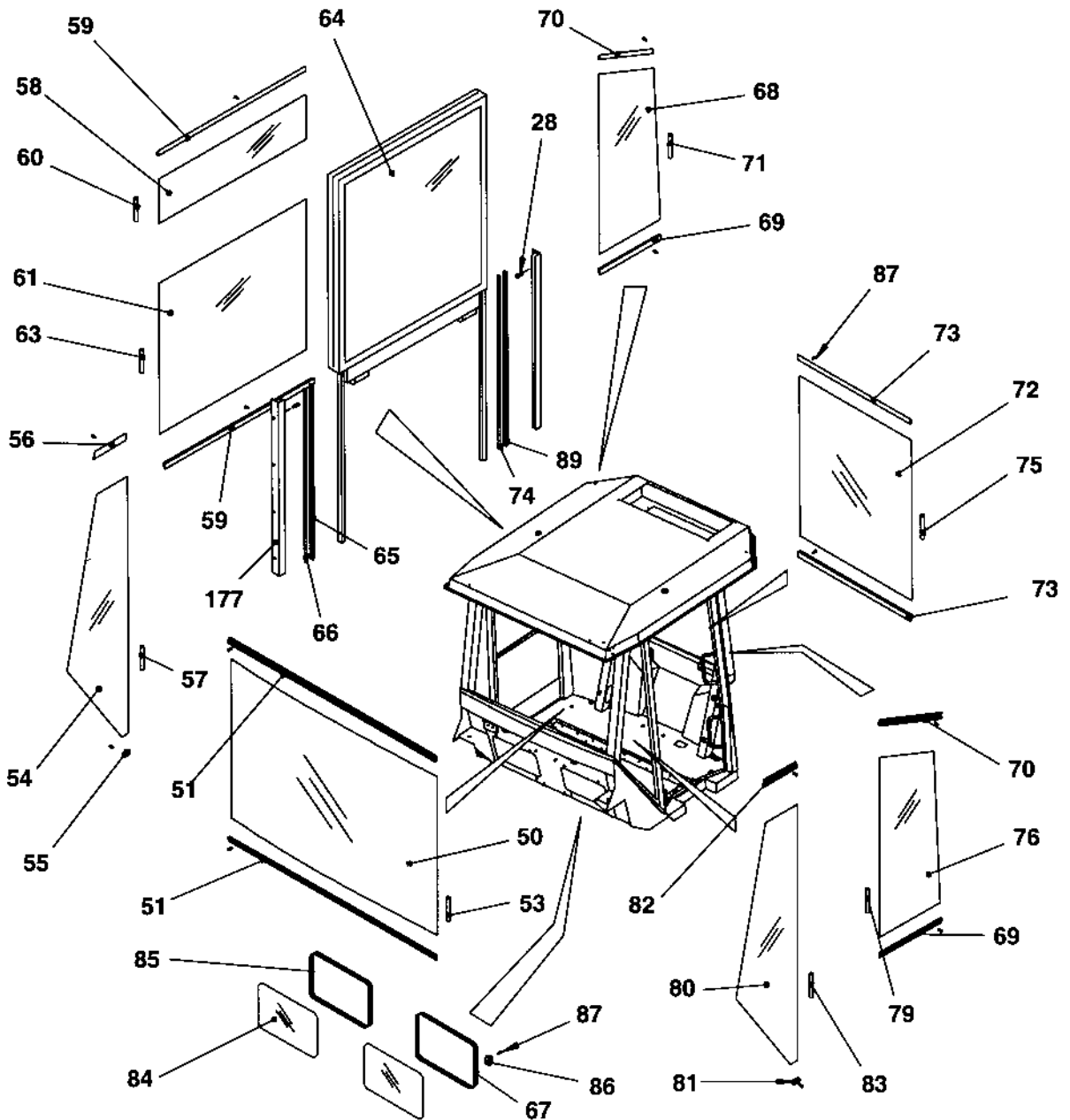
Cab Interior

Ref. No.	Part No.	Rem.	Qty	Description	Code
1	385736		1	Cab, cpl	
2	938848		1	.Floor mat	
3	908511		1	.List left	
4	903808		4	.Screw	
6	908510		2	.List	
7	535005		12	.Screw M5x12	
8	938842	A	1XL	.Sealing strip	
9	938843		1	.Black sticker	
10	938844		1	.Black sticker	
11	908268		2	.Work light	
12	938845		2	.Bulb 10W 12V	
13	938660		8	.Grommet	
14	908497		12	.Grommet	
15	909510		3	.Grommet	
16	908504		4	.Handle	
17	908503		4	.O-ring	
18	938846		2	.Filter housing	
19	938847		2	.Air filter	
20	938678		1	.Cover	
21	938679		1	.Cover	
22	936277		12	.Washer	
23	500053		12	.Screw M8-1,25x20 8,8	
24	586003		6	.Lock nut M8	
25	935589		1	.Decal	
26	908505		1	.Hook	
27	938676		4	.Screw	
28	901315		2	.Screw	
29	908500		1	.Door switch	
30	908506		1	.Holder	
31	908507		1	.Emergency hammer	
32	908515		2	.Inner light	
33	541535		4	.Screw	
34	985051		4	.Bulb 12V,10W	B
35	985013		2	.Bulb 12V,5W	B
36	938850		1	.Cover plate	
37	938851		1	.Cover plate	
38	938852		1	.Cover plate	
87	937932		12	.Screw	
100	383705		1	Instruction book holder	
101	791226		4	Screw	
102	357643		1	Wire	

A) L=5,0 m

Cab Screens

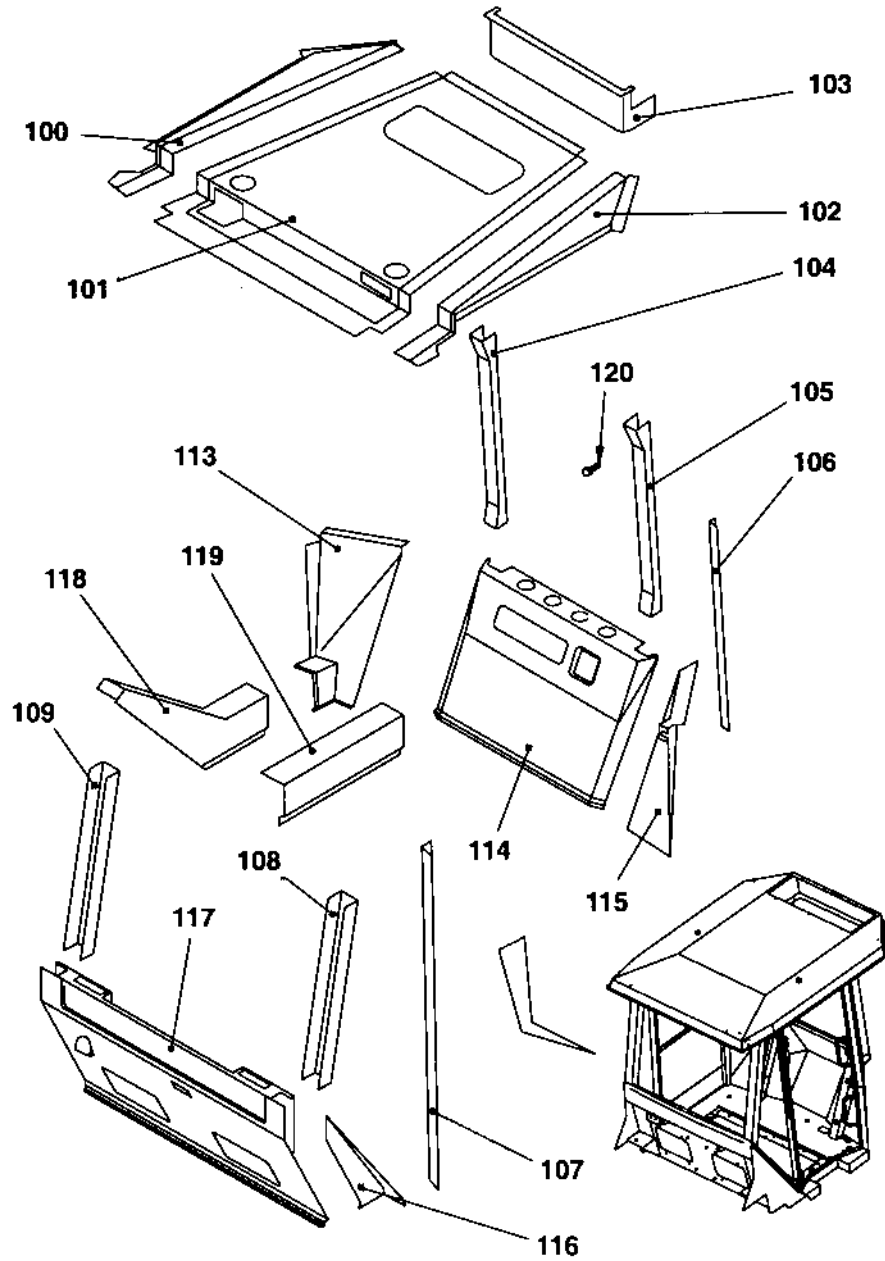
17613



Cab Screens

Ref. No.	Part No.	Rem.	Qty	Description	Code
			1	Cab, cpl	
28	901315		8	.Screw	
50	937395		1	.Front screen Green	
51	908546		2	.List	
53	938834	A	1XL	.Sealing strip	
54	938616		1	.Screen Green	
55	938839		1	.List	
56	938840		1	.List	
57	938834	B	1XL	.Sealing strip	
58	938614		1	.Screen Green	
59	938841		2	.List	
60	938834	C	1XL	.Sealing strip	
61	938613		1	.Screen Green	
63	938834	A	1XL	.Sealing strip	
64	938612		1	.Screen Green	
65	908573	D	1XL	.Sealing	
66	908574	D	1XL	.Sealing	
67	938837	E	1XL	.Sealing strip	
68	938615		1	.Screen Green	
69	908556		2	.List	
70	938836		2	.List	
71	938834	F	1XL	.Sealing strip	
72	937403		1	.Screen Green	
73	908764		2	.List	
74	908573	D	1XL	.Sealing	
75	938834	A	1XL	.Sealing strip	
76	938566		1	.Screen Green	
79	938834	G	1XL	.Sealing strip	
80	937405		1	.Screen Green	
81	908993		1	.List	
82	908557		1	.List	
83	938834	B	1XL	.Sealing strip	
84	938567		2	.Screen Green	
85	938837	E	1XL	.Sealing strip	
86	938838		8	.List	
87	937932		48	.Screw	
89	908574	D	1XL	.Sealing	
177	908575		2	.Slide bar	

- A) L=1,8 m
- B) L=3,0 m
- C) L=1,0 m
- D) L=1,4 m
- E) L=1,3 m
- F) L=2,5 m
- G) L=2,1 m

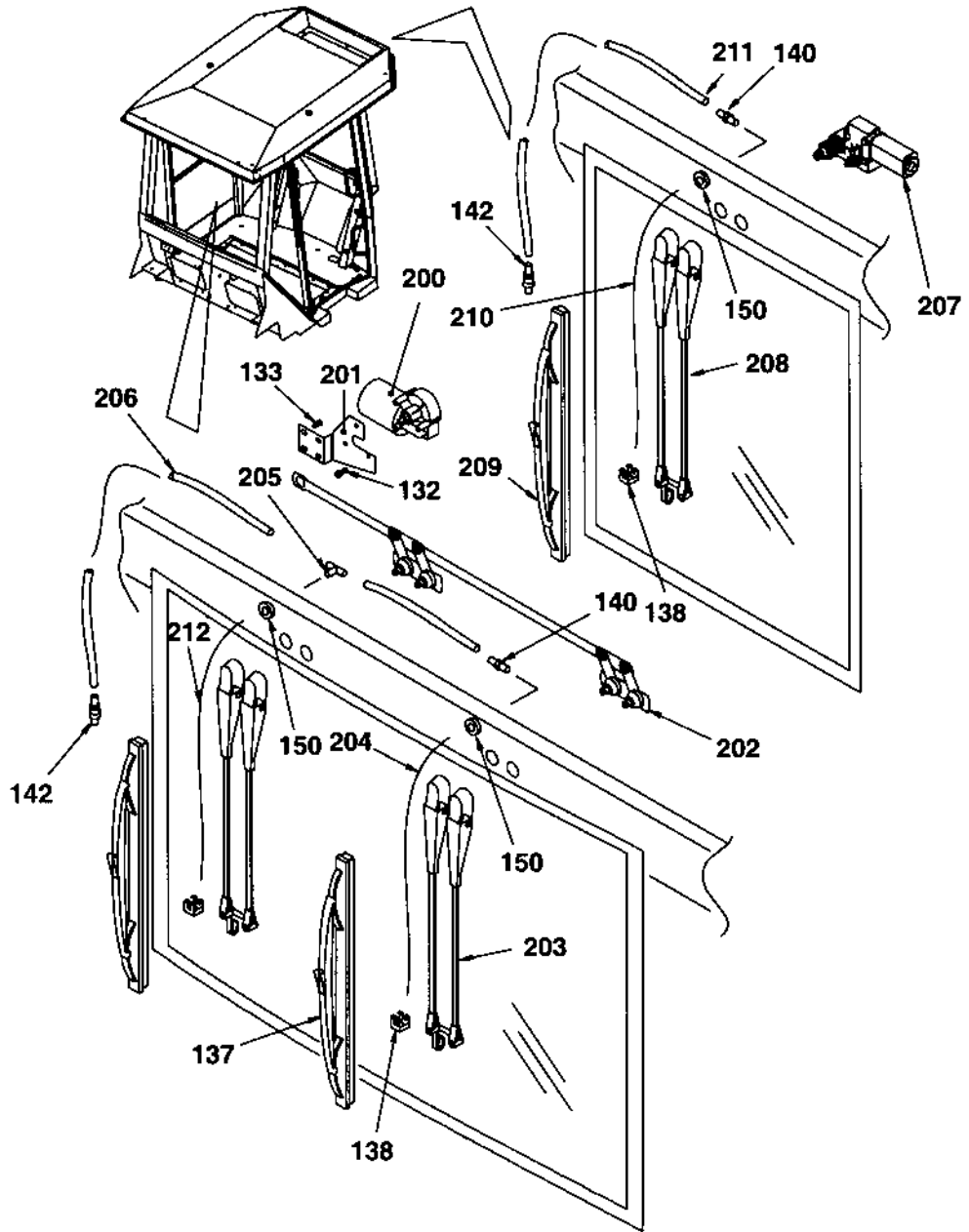


Cab Inside panels

Ref. No.	Part No.	Rem.	Qty	Description	Code
			1	Cab, cpl	
100	938814		1	.Panel	
101	938807		1	.Panel	
102	938808		1	.Panel	
103	938809		1	.Panel	
104	938810		1	.Panel	
105	938811		1	.Panel	
106	908535		1	.Panel	
107	908536		1	.Panel	
108	908529		1	.Panel	
109	938815		1	.Panel	
113	938816		1	.Panel	
114	938812		1	.Panel	
115	908544		1	.Panel	
116	908537		1	.Panel	
117	938813		1	.Panel	
118	938817		1	.Panel	
119	938818		1	.Panel	
120	938677		50	.Screw	

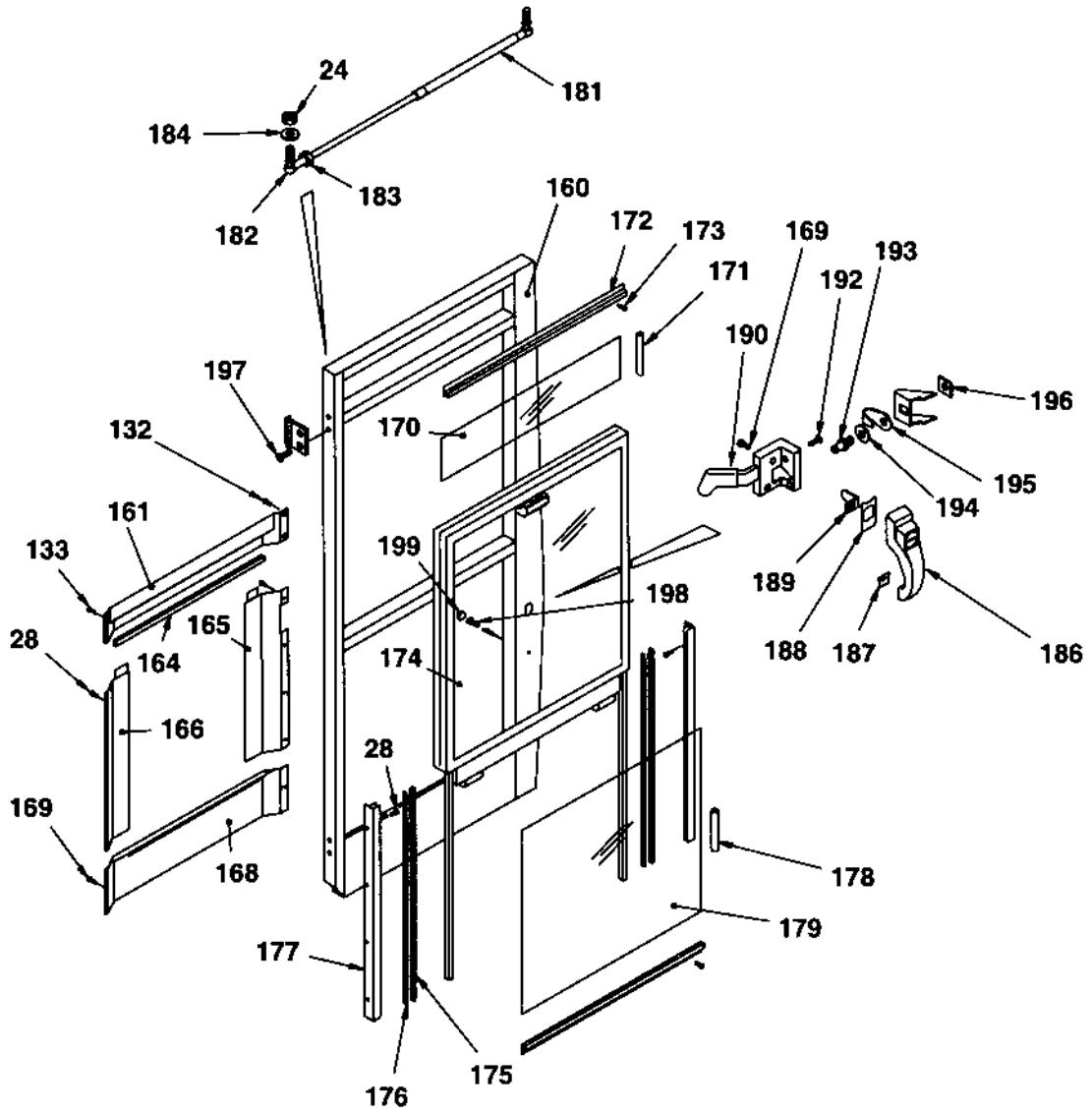
Cab, wipers, front and rear

17615



Cab, wipers, front and rear

Ref. No.	Part No.	Rem.	Qty	Description	Code
			1	Cab, cpl	
132	500012		3	.Screw M6x12	
133	541702		4	.Screw M6x12	
137	908271		2	.Wiper blade	
138	908559		3	.Nozzle	
140	908561		2	.Grommet	
142	908564		2	.Check valve	
150	908496		3	.Grommet	
200	908272		1	.Wiper motor	
201	908558		1	.Bracket	
202	908362		1	.Transmission	
203	908273		2	.Wiper arm	
204	908560	A	1XL	.Rubber hose	
205	908562		1	.T-connection	
206	908563	B	1XL	.Plastic hose	
207	908278		1	.Wiper motor	
208	908279		1	.Wiper arm	
209	908280		1	.Wiper blade	
210	908560	A	1XL	.Rubber hose	
211	908563	B	1XL	.Plastic hose	
212	908560	A	1XL	.Rubber hose	
A)	L=1,0 m				
B)	L=6,0 m				



Cab, door, left side

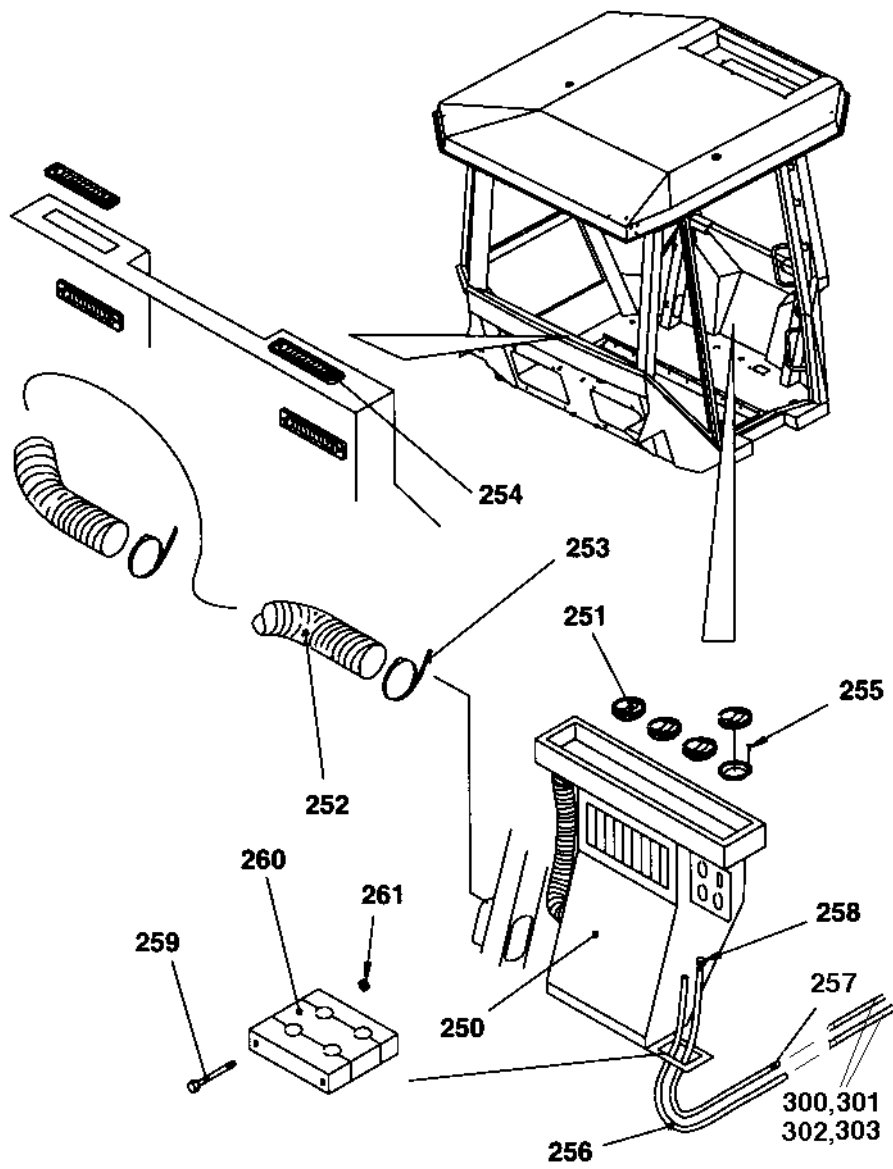
Ref. No.	Part No.	Rem.	Qty	Description	Code
			1	Cab, cpl	
24	586003		2	.Lock nut M8	
28	901315		16	.Screw	
132	500012		2	.Screw M6x12	
133	541702		2	.Screw M6x12	
160	908566		1	.Door frame, left	
161	908567		1	.Cover	
164	908568	A	1XL	.Edge trim	
165	908569		1	.Cover	
166	908570		1	.Cover	
168	908571		1	.Cover	
169	903805		8	.Screw	
170	937406		1	.Screen Green	
171	908545	B	1XL	.Seal list	
172	908572		1	.List	
173	903782		10	.Screw	
174	937407	E	1	.Screen Green	
175	908573	C	1XL	.Sealing	
176	908574	C	1XL	.Sealing	
177	908575		2	.Slide bar	
178	908545	D	1XL	.Seal list	
179	937408		1	.Screen Green	
181	908284		1	.Gas spring	
	908354	1	1	.Mounting kit	
182	908576		1	.Ball joint	
183	570005		1	.Nut M8	
184	904229		2	.Washer 8,4x16x1,5	
186	935244		1	.Door handle with key	
	902866		1	..Key Marked "455"	D
187	908577		1	.Washer	
188	908578		1	.Washer	
189	908579		1	.Leader	
190	908287		1	.Lock	
192	903802		2	.Screw	
193	908580		1	.Lock pin	
194	908581		1	.Washer	
195	908582		1	.Cover	
196	908583		1	.Bracket	
197	513025		4	.Screw	
198	508001		1	.Screw	
199	908584		1	.Rubber seal	

1) Includes item 24, 182, 183 and 184.

- A) L=0,7 m
- B) L=1,0 m
- C) L=1,4 m
- D) L=1,8 m
- E) Up-down

Cab, heater and, fan system

17618



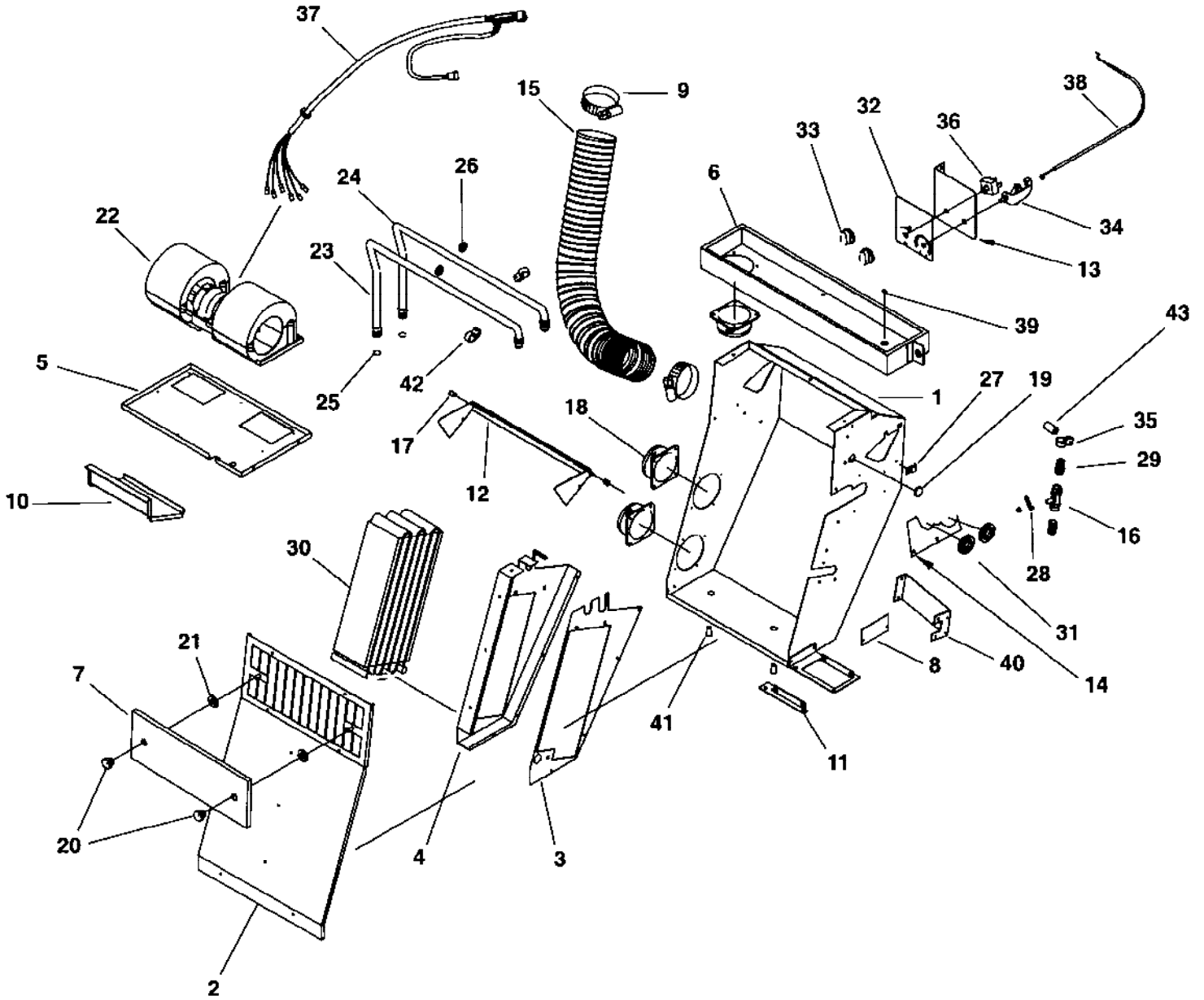
Cab, heater and, fan system

Ref. No.	Part No.	Rem.	Qty	Description	Code
			1	Cab, cpl	
250	385769		1	.Heater unit (Page 274)	
251	385442		4	.Air nozzle	
252	908599	A	1XL	.Hose	
253	908600		2	.Clamp	
254	908598		4	.Nozzle	
255	938691		16	.Screw	
256	938872	B	1XL	.Hose	
257	938873	C	1XL	.Hose	
258	938874		2	.Clamp	
259	500153		2	.Screw	
260	938871		1	.Hose clamp	
261	570004		2	.Nut M6	
300	370761		2	Hose	
301	747691		2	Hollow screw	
302	330331		6	Washer 18,2x23,9x1,5	
303	371727		4	Sleeve	

A) L=1,50 m

B) L=2,75 m

C) L=2,90 m

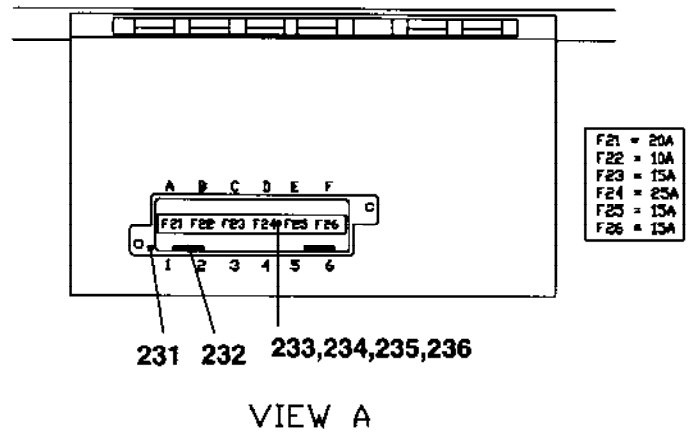
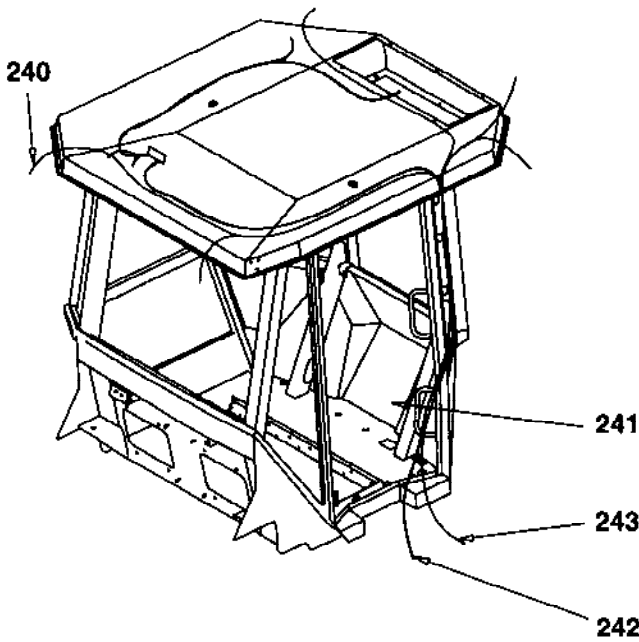
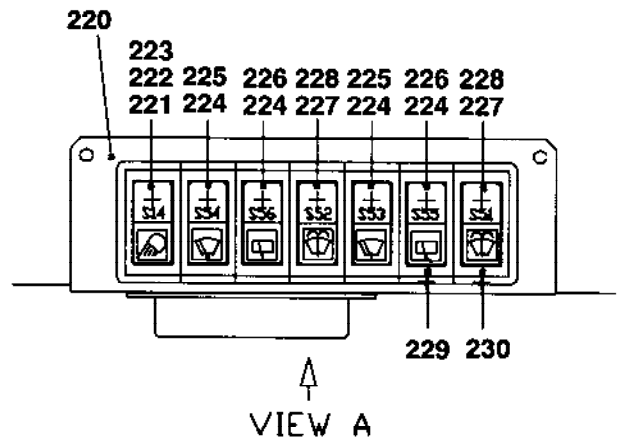
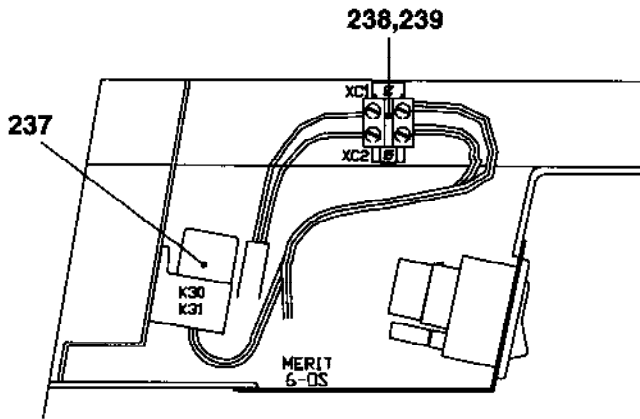


385769 Heater unit

Ref. No.	Part No.	Rem.	Qty	Description	Code
1	938938		1	Casing	
2	938939		1	Cover	
3	938940		1	Coil bracket	
4	938941		1	Coil bracket	
5	938942		1	Blower bracket	
6	938943		1	Air distributor	
7	938864		1	Recirculation cover	
8	938865		1	Block valve cover	
9	938789		2	Clamp	
10	938945		1	Air channel	
11	938779		1	Hose bracket	
12	938780		1	Flapper	
13	938781		1	Control panel	
14	938946		1	Cover plate	
15	938783		1	Air duct	
16	938953		1	Heater valve	
17	938784		2	Bushing	
18	938632		3	Hose adapter	
19	938644		1	Cap	
20	938634		2	Knob	
21	938611		2	Star lock	
22	938638		1	Fan	
23	938947		1	Copper tube	
24	938948		1	Copper tube	
25	384878		2	O-ring	
26	384927		2	Grommet	
27	384880		1	Wire clamp	
28	938949		1	Arm	
29	938950		2	Fitting	
30	384133		1	Coil	
31	938608		2	Grommet	
32	938955		1	Overlay	
33	938620		2	Knob	
34	938788		1	Rotary control	
35	938951		1	Clamp	
36	938622		1	Switch	
37	938647		1	Cable harness	
38	938954		1	Bowden cable	
39	938867		1	Hole plug	
40	938944		1	Heater valve bracket	
41	938636		2	Drain valve	
42	938790		2	Clamp	
43	938952		1	Spacer	

Cab, roof mounted, electrical switches

17617

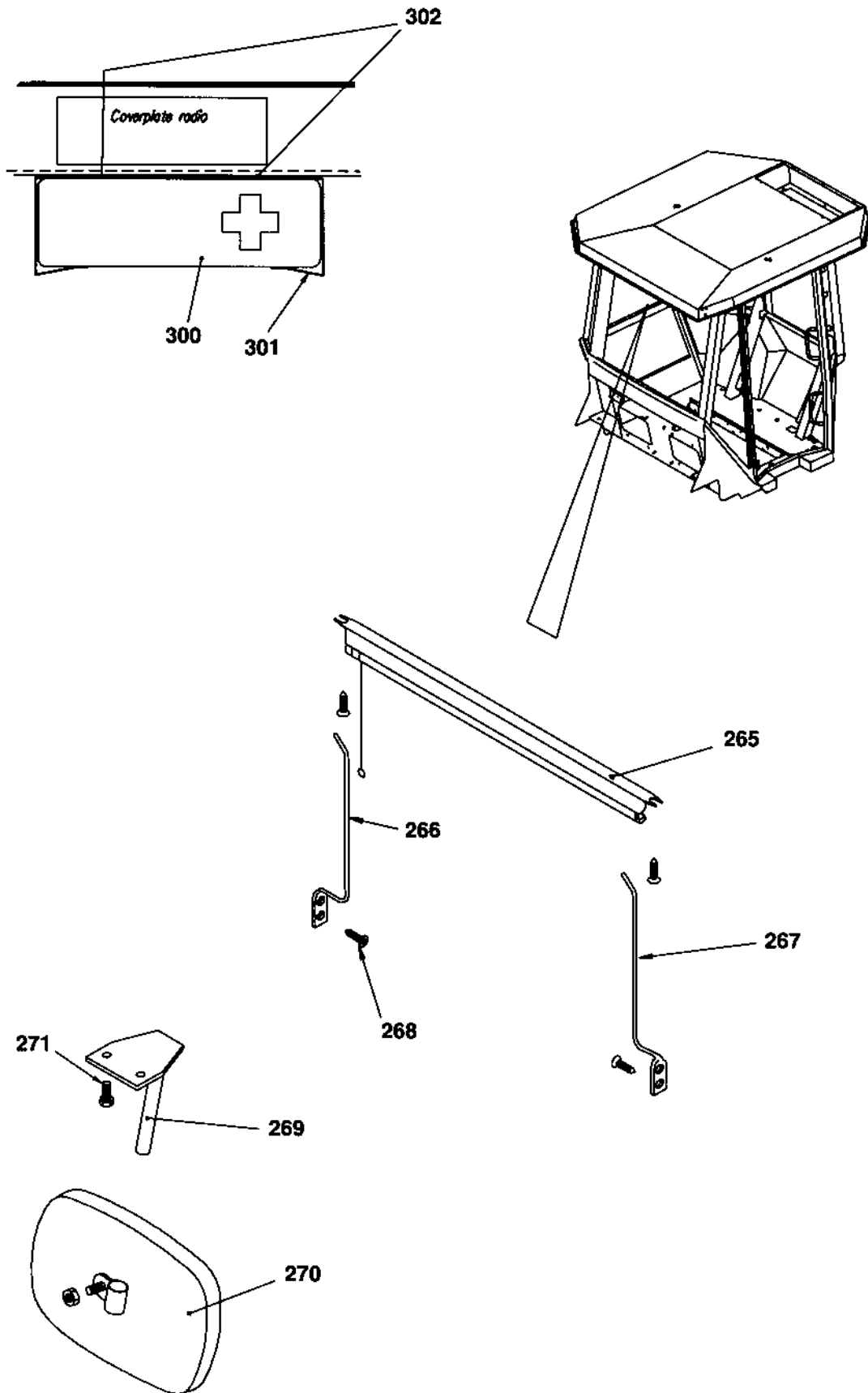


Cab, roof mounted, electrical switches

Ref. No.	Part No.	Rem.	Qty	Description	Code
			1	Cab, cpl	
220	908611		1	.Bracket	
221	908602		1	.Switch	
222	908604		1	.Symbol work lights	
223	908608		1	.Socket with bulb	
224	908617		4	.Switch	
225	908605		2	.Symbol wiper	
226	938687		2	.Symbol wiper	
227	908603		2	.Switch	
228	908618		2	.Symbol washer	
229	908606		5	.Modular panel	
230	908610		2	.Modular panel	
231	908613		1	.Fuse box	
232	901240		2	.Connector	
233	901228		3	.Fuse 15A	B
234	903741		1	.Fuse 20A	D
235	901227		1	.Fuse 10A	D
236	901229		1	.Fuse 25A	B
237	287597		2	.Relay	D
238	908614		1	.Terminal block	
239	938853		2	.End latch	
240	938029		1	.Cable harness	
241	938854		1	.Cable harness Roof	
242	938855		1	.Cable harness Feed	
243	938856		1	.Cable harness Work light	

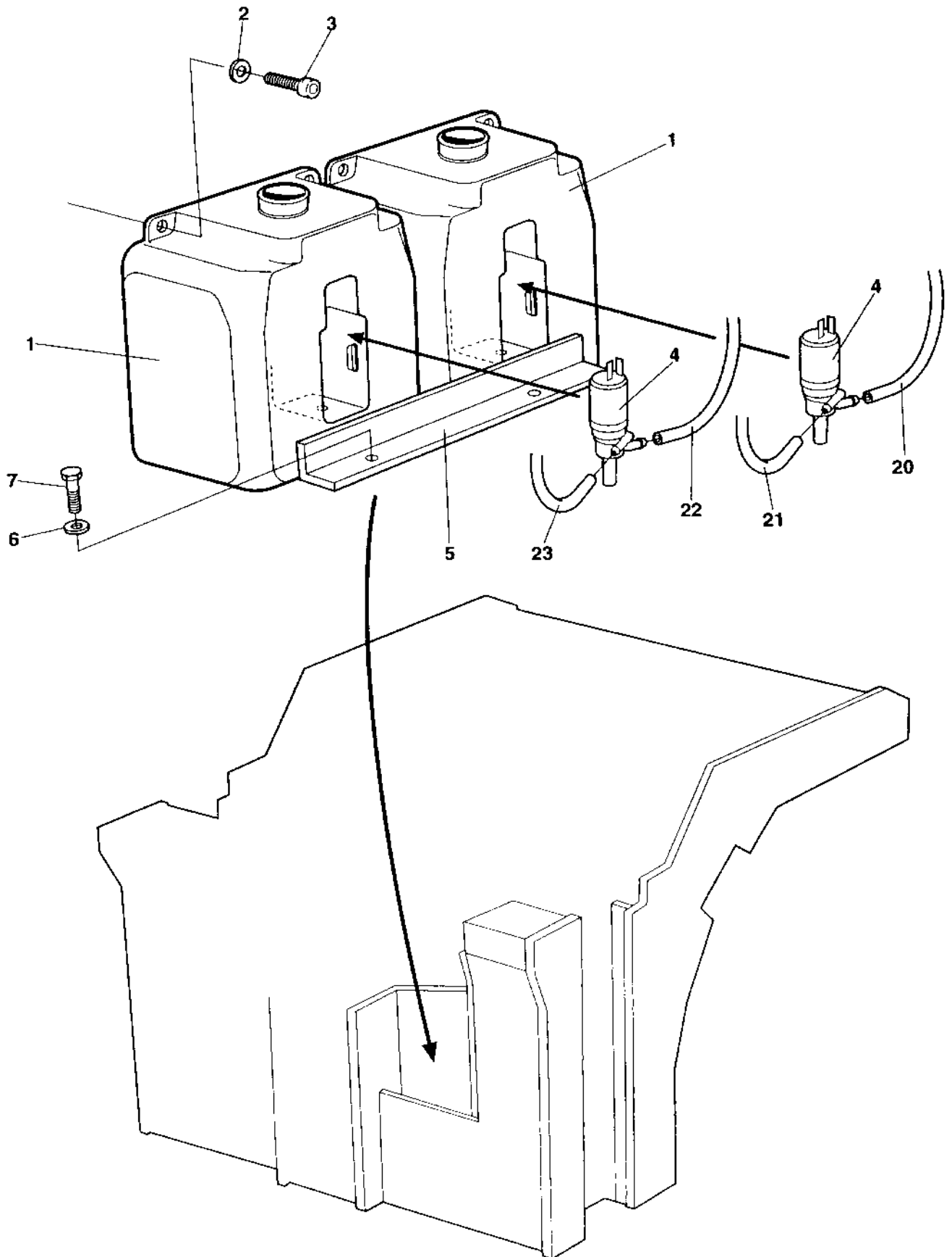
Cab, sun curtain, first aid kit, int mirror

17619



Cab, sun curtain, first aid kit, int mirror

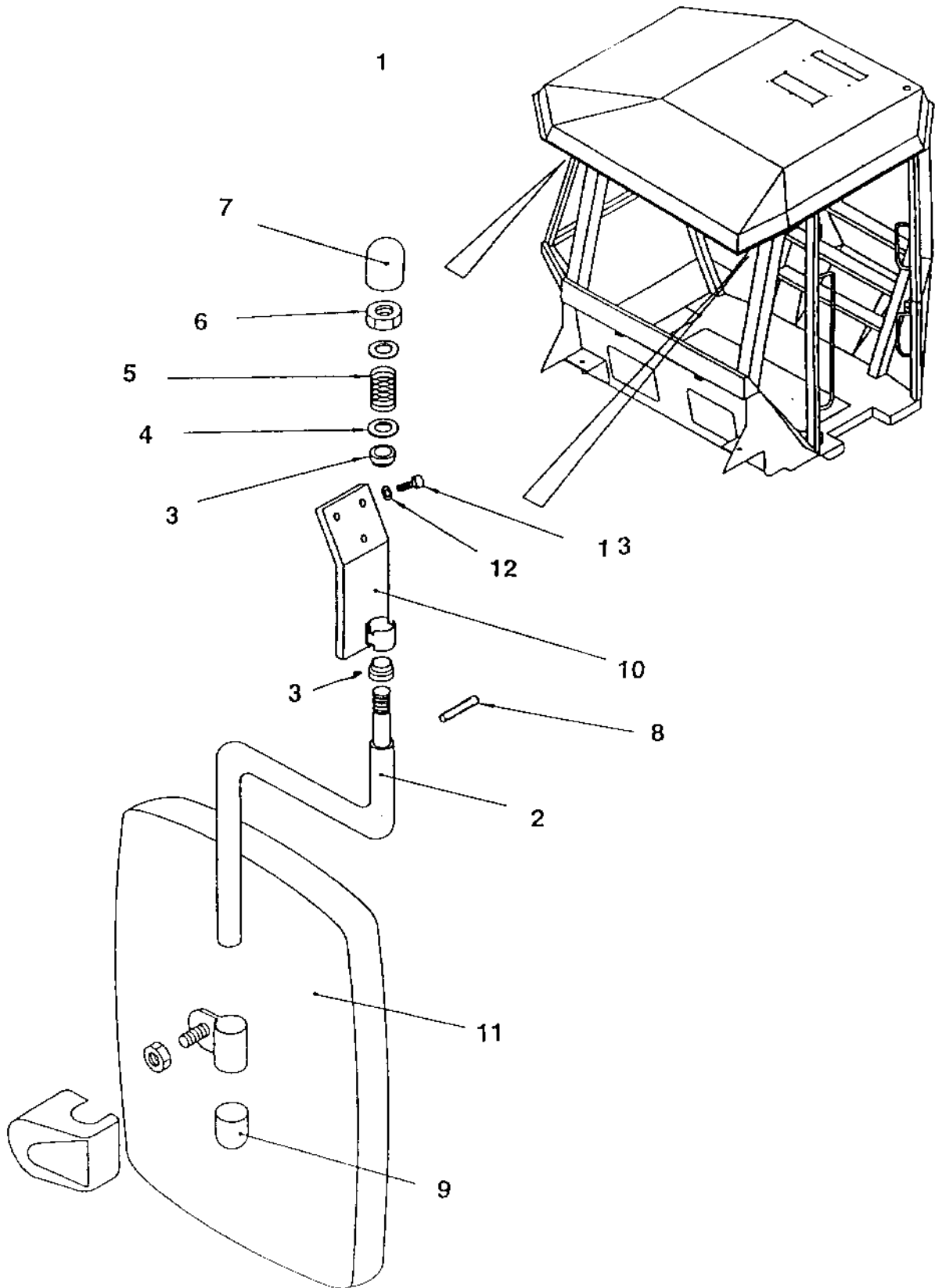
Ref. No.	Part No.	Rem.	Qty	Description	Code
				Cab, cpl	
265	908356		1	.Sun curtain	
266	908358		1	.Bar	
267	908357		1	.Bar	
268	903803		4	.Screw	
269	908623		1	.Bracket	
270	908624		1	.Rear mirror	
271	513008		1	.Screw	
300	902508		1	First aid kit	
301	371837		1	Holder	
302	903969		4	Screw ST4,8x19 Black	



Cab, water tank wipers

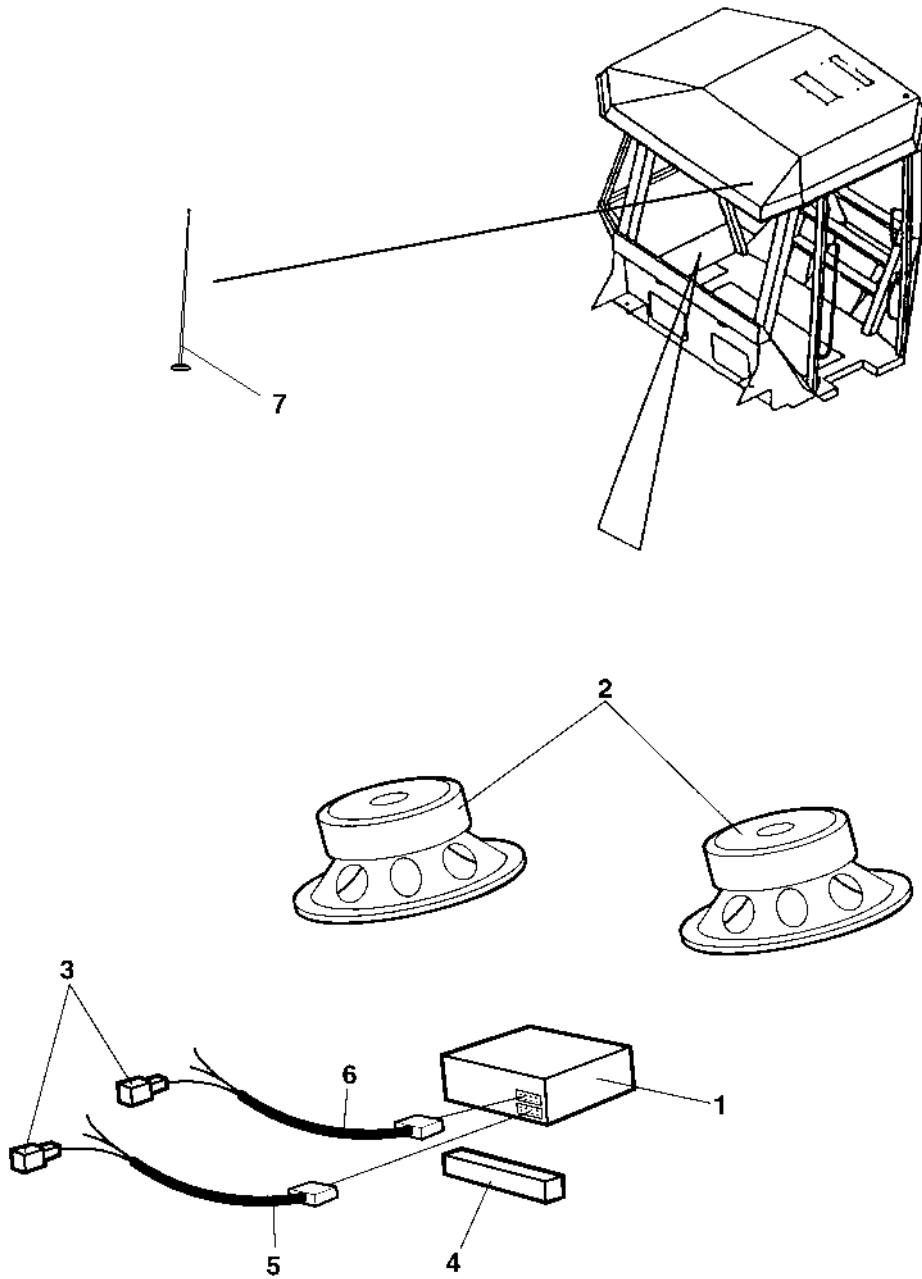
Ref. No.	Part No.	Rem.	Qty	Description	Code
1	900998	A,1	2	Water reservoir	
	900998	A,2	1	Water reservoir	
2	904228	1	4	Washer 6,4x12x1,5	
	904228	2	2	Washer 6,4x12x1,5	
3	500075	1	4	Screw M6-1x25 8,8	
	500075	2	2	Screw M6-1x25 8,8	
4	900999	1	2	Pump	
	900999	2	1	Pump	
5	371960		1	Bracket	
6	904228		2	Washer 6,4x12x1,5	
7	500013		2	Screw M6-1x16 8,8	
20		B	1	Hose	
21		C	1	Hose	
22		D	1	Hose	
23		E	1	Hose	

- 1) Valid for asymmetric cab.
- 2) Valid for symmetric cab.
- A) Windshield washer
- B) Forward center
- C) Rear center
- D) Forward right
- E) Rear right



Ref. No.	Part No.	Rem.	Qty	Description	Code
1	371730	A	1	Rear mirror	
2	908355		1	.Arm	
3	908625		2	.Sleeve	
4	904232		2	.Washer 17x30x3	
5	908626		1	.Spring	
6	586021		1	.Nut M16	
7	908627		1	.Cap	
8	629066		1	.Spirol pin	
9	908623		1	.Bracket	
10	908361		1	.Bracket	
11	908265		1	.Rear mirror	
12	904229		6	Washer 8,4x16x1,5	
13	500019		6	Screw M8-1,25x16 8,8	

A) Option



Radio and cassette player

Ref. No.	Part No.	Rem.	Qty	Description	Code
1	904939		1	Radio and cassette player	
2	904940	A	1	Loud speaker	
3	927403	B	7	Terminal Up to 62110390	
4	202043	C	1XL	Rubber strip	
5	904969		1	Power connection Up to 62110390	
6	904970		1	Speaker connection Up to 62110390	
7	937165	1	1	Antenna	

1) Included in cab.

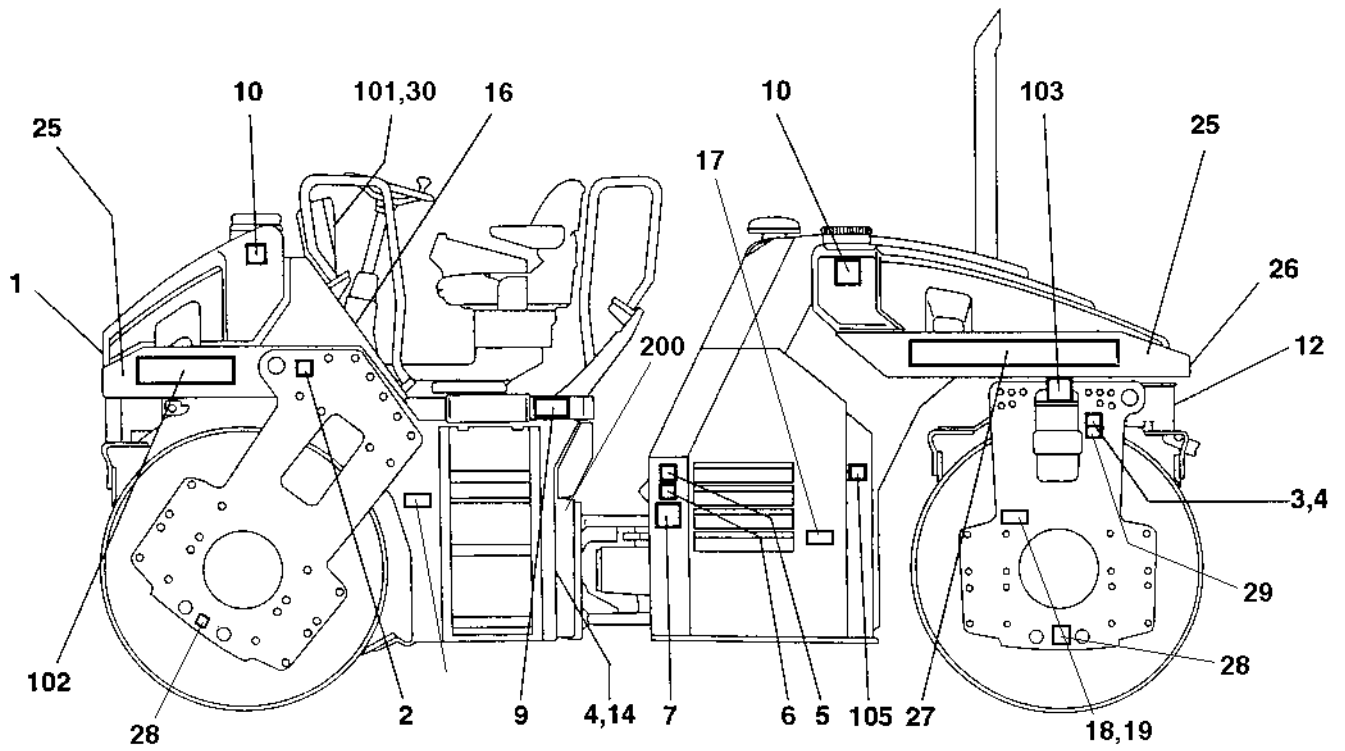
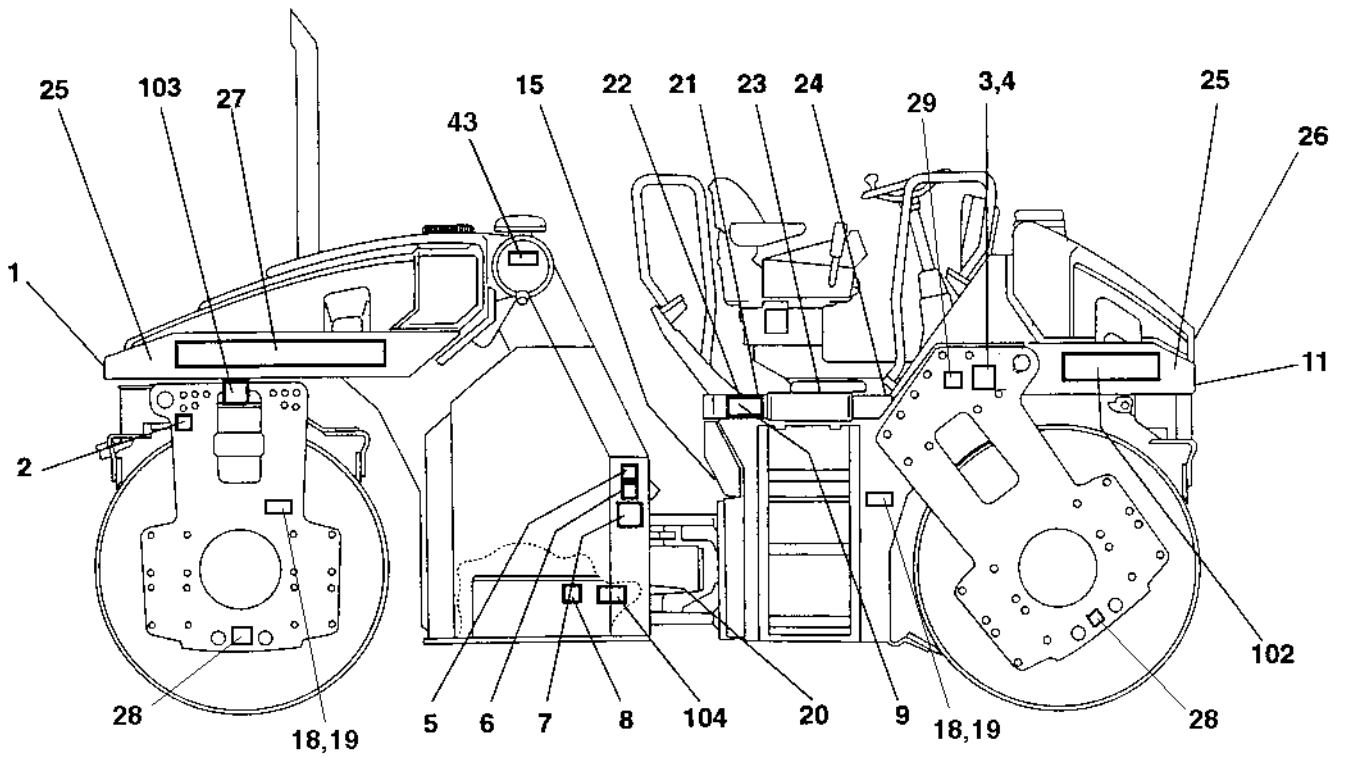
A) 2 pcs

B) Female

C) L=0,2 m

Plates and decals

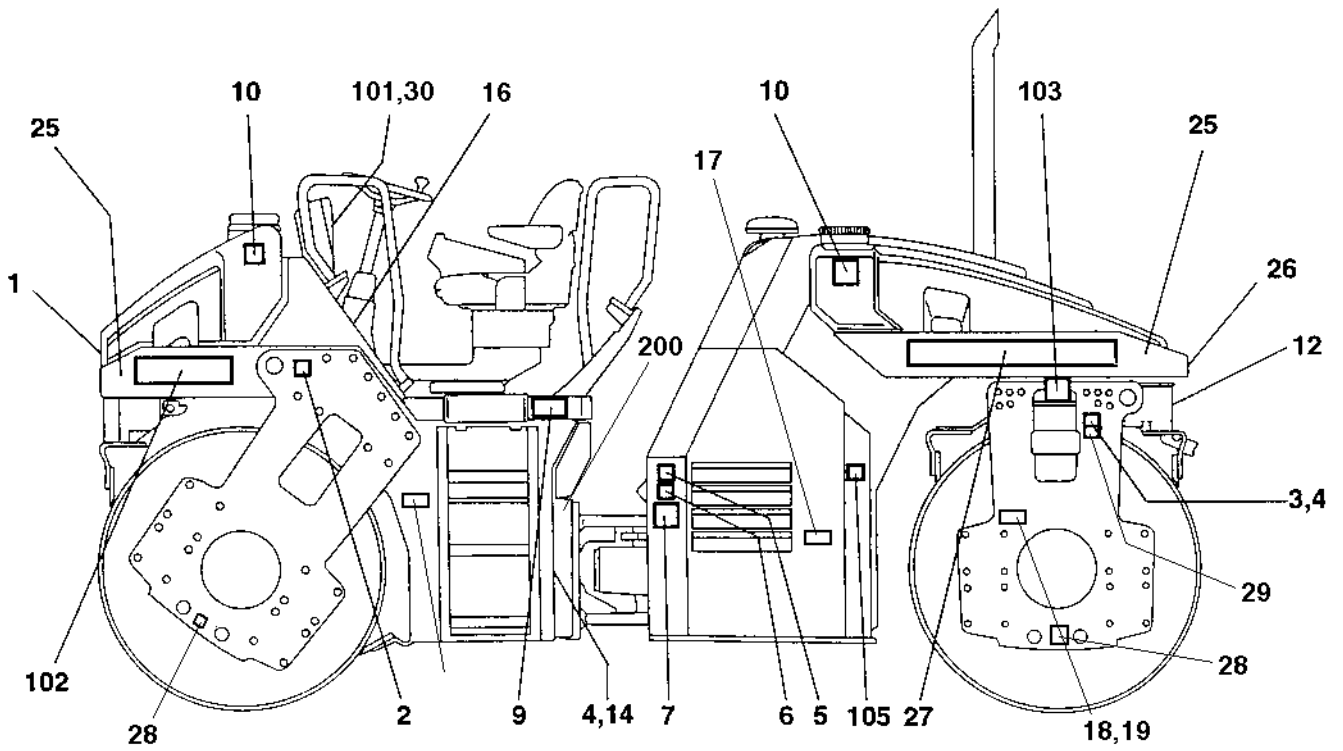
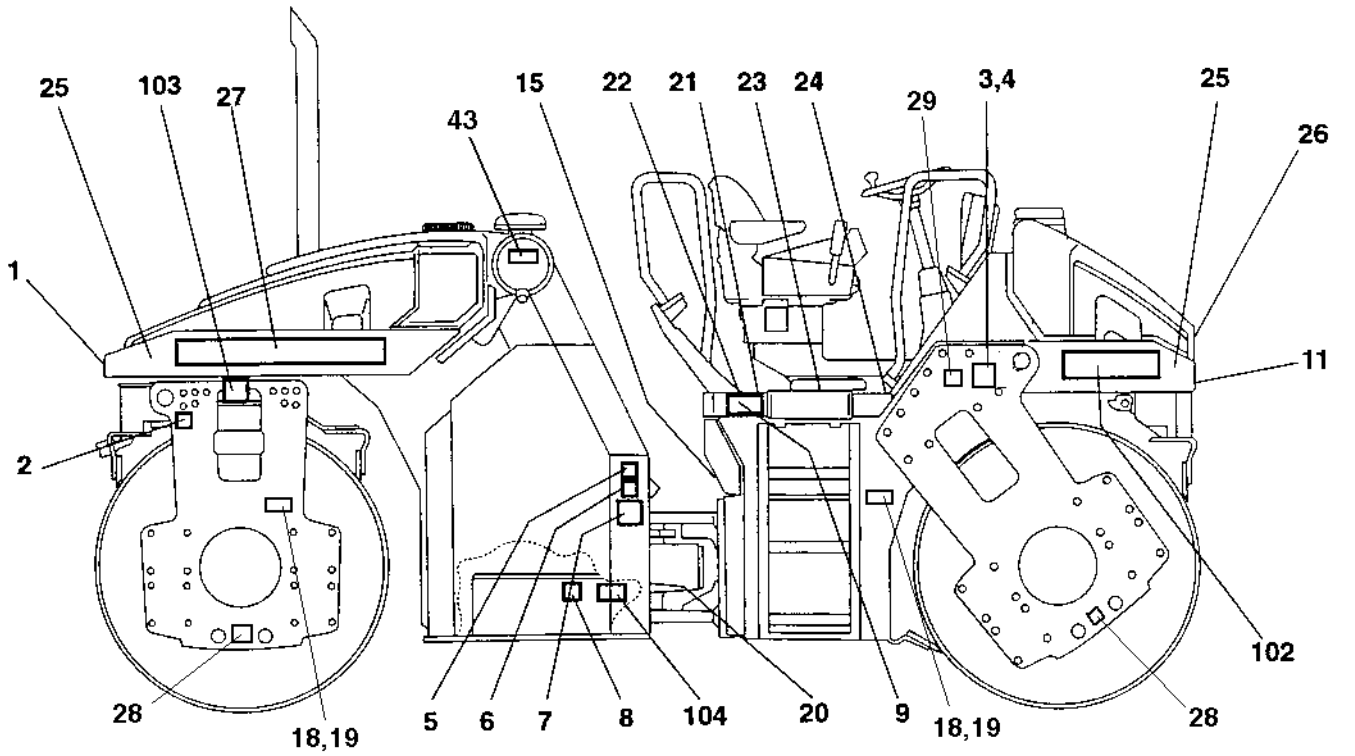
Ref. No.	Part No.	Rem.	Qty	Description	Code
10				Plates and decals (Page 306)	



Plates and decals

Ref. No.	Part No.	Rem.	Qty	Description	Code
1	904092		2	Decal "DYNAPAC" L=590 mm	
2	357587		2	Decal "LIFT POINT"	
3	904870		2	Lifting sign	
4	624005		12	Blind rivet 3,2x6,1	
5	903424	B	2	Decal "HOT SURFACE"	
6	903423	C	2	Decal "SAFETY"	
7	903422	D	2	Decal "SAFETY"	
8	272372		1	Decal "HYDRAULIC OIL"	
9	903459	E	2	Decal "SAFETY"	
10	991657		2	Decal "WATER"	
11	377743		2	Reflector, white	B
12	377742		2	Reflector, red	B
14			1	Product identification plate	B
			1	Product identification plate CE	B
15	991658		1	Decal "FUEL"	
16	903425		1	Decal "SAFETY MANUAL"	
17	904835		1	Decal "BATTERY POWER"	
18	377744		4	Reflector, yellow	B
20	272373		1	Decal "HYDRAULIC OIL"	
21	370058	I	6	Protection	
22	370057	J	1	Slip protection	
23	370059	K	2	Slip protection	
24	370056	L	1	Slip protection	
25	370085	M	4XL	Decal "RED" W=200 mm	
26	370084	M	2XL	Decal "RED" W=140 mm	
27	904069		2	Decal "DYNAPAC"	
28	382751		4	Decal "TIE DOWN POINT"	
29	908229		2	Safety decal	
30	624017		2	Blind rivet	
43	791642		1	Decal "WARNING" Use of starting fluid prohib.	
101	386084SE		1	Warning plate Swedish	
	386084EN		1	Warning plate English	
	386084DE		1	Warning plate German	
	386084IT		1	Warning plate Italian	
	386084ES		1	Warning plate Spanish	
	386084FR		1	Warning plate French	
	386084NO		1	Warning plate Norwegian	
	386084DK		1	Warning plate Danish	
	386084FI		1	Warning plate Finnish	
	386084PT		1	Warning plate Portuguese	
	386084NL		1	Warning plate Dutch	
	386084GR		1	Warning plate Greek	
	386084IS		1	Warning plate Icelandic	
	386084CN		1	Warning plate Chinese	
	386084BR		1	Warning plate Brazil	
102	904327		2	Decal "MODEL CODE" CC322	
103				Not used on this model	
104	843317	V	1	Decal "HAND PUMP" English	
	357899	V	1	Decal "HAND PUMP" Swedish	
	357900	V	1	Decal "HAND PUMP" German	

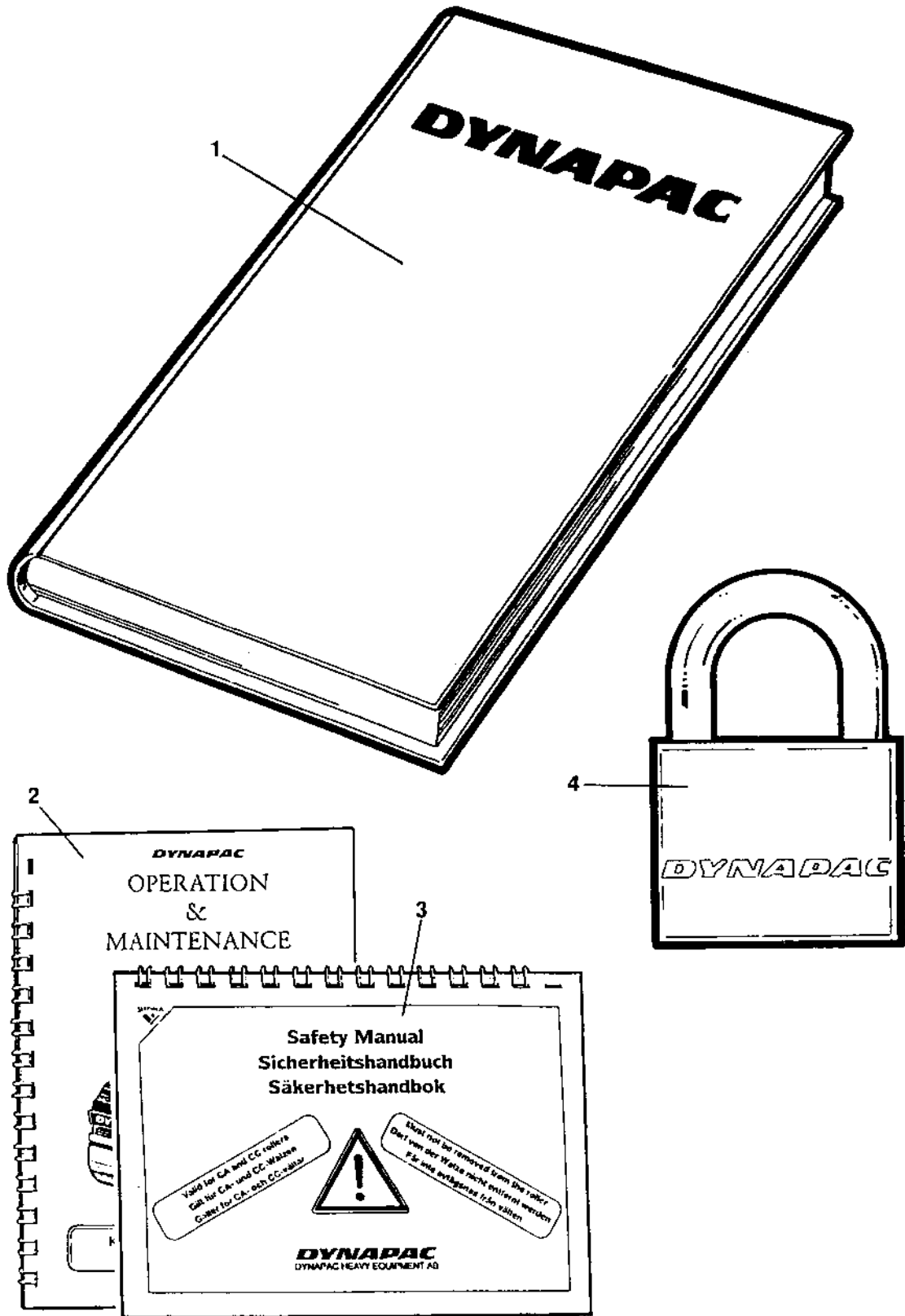
- B) Hot surface
- C) Engine fan
- D) Hazard area
- E) Read instruction manual
- I) Small
- J) Rear
- K) Middle
- L) Front
- M) Length as required
- V) Engine wheel brake rel.



Plates and decals

Ref. No.	Part No.	Rem.	Qty	Description	Code
104	357901	V	1	Decal "HAND PUMP" Italian	
	357902	V	1	Decal "HAND PUMP" Spanish	
	359703	V	1	Decal "HAND PUMP" French	
105	903422	D,W	1	Decal "SAFETY"	
200	791279		1	Decal Sound Power Level 109dB, Option	
D)	Hazard area				
V)	Engine wheel brake rel.				
W)	With offset drum				

Ref. No.	Part No.	Rem.	Qty	Description	Code
10				Standard equipment (Page 312)	



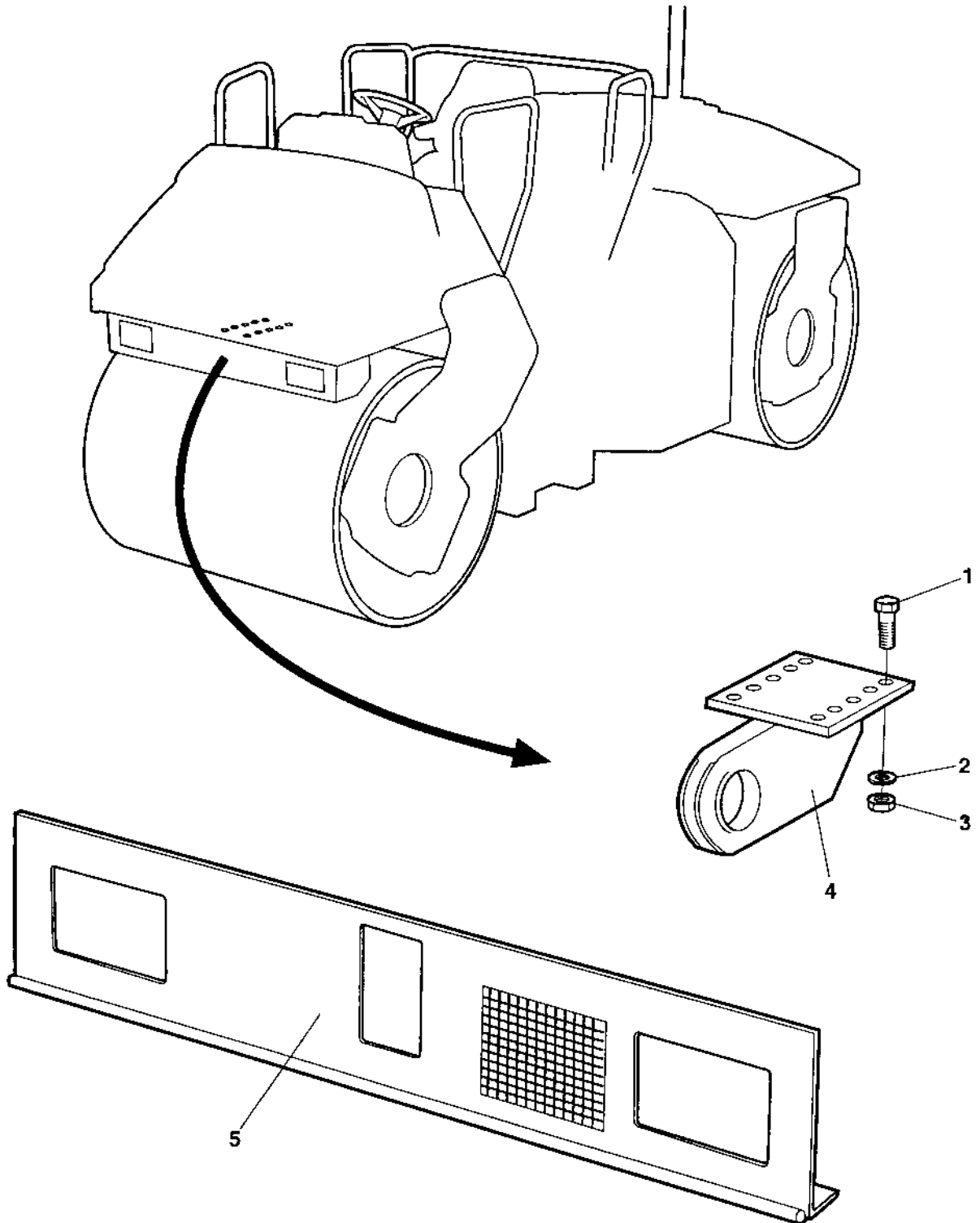
Ref. No.	Part No.	Rem.	Qty	Description	Code
1			1	Documentation OMS322	
			1	.Warranty registration card	
			1	.Operating instruction O322	
			1	.Maintenance instruction M322	
			1	.Spare parts catalogue SCC322	
			1	.Instruction manual Deutz BF4L 1011F	
2			1	.Operating / maintenance instruction OM322	
3			1	.Safety manual RSAFE	
4	358881		1	Pad lock	

Optional equipment

Ref. No.	Part No.	Rem.	Qty	Description	Code
10				Eyelet (Page 316)	
20				Edge cutter cpl (Page 318)	
50				Air conditioner assembly Up to 62110390 (Page 330)	
				Air conditioner assembly From 62110391 (Page 336)	
110				Roof hatch (Page 342)	
300				Asphalt temperature meter (Page 344)	

Eyelet

15714-1

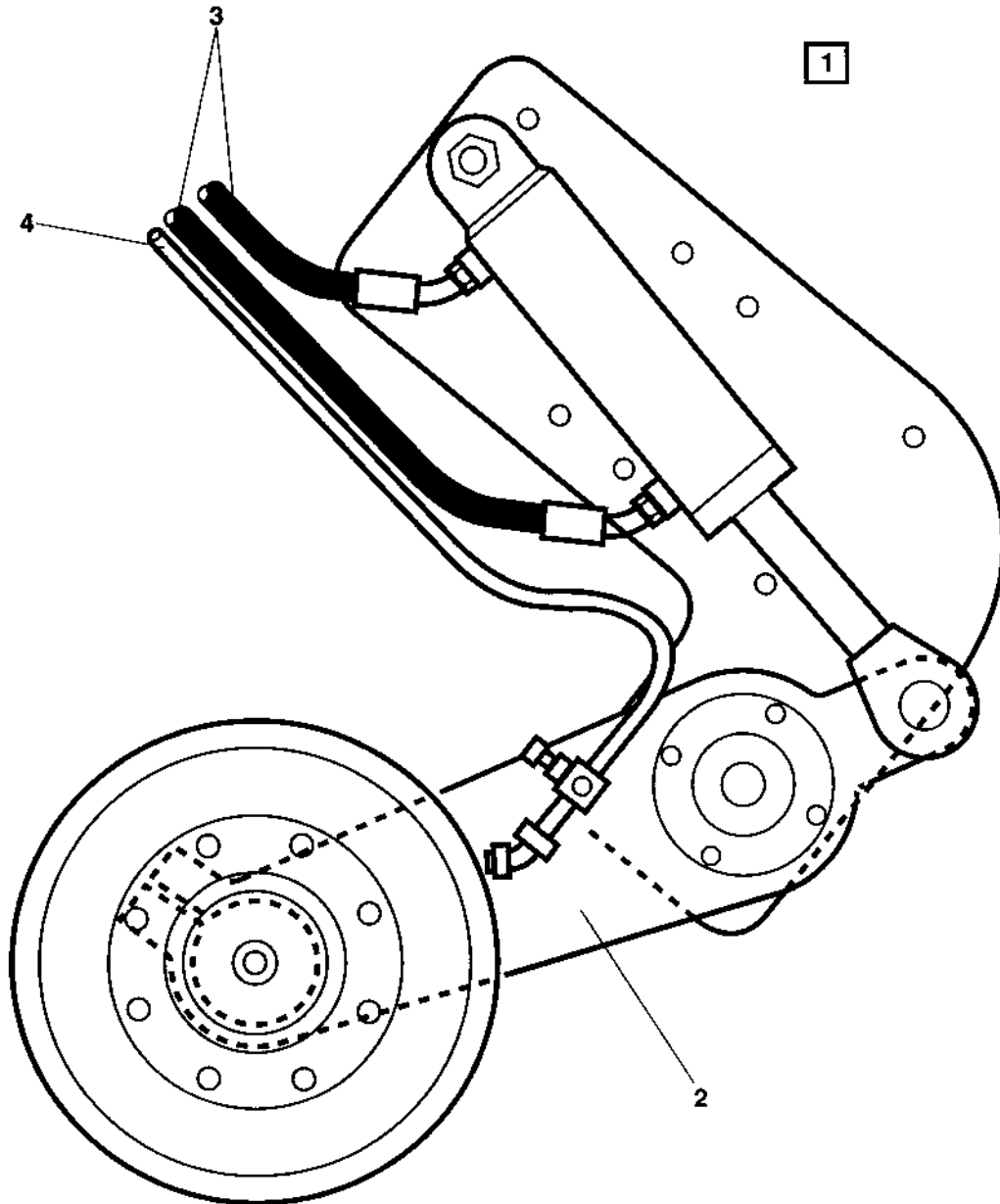


Eyelet

Ref. No.	Part No.	Rem.	Qty	Description	Code
1	947689		10	Screw	
2	904231		10	Washer 13x24x2	
3	928849		10	Nut	
4	371221	A	1	Eyelet	
	373936	B	1	Eyelet	
5	385340		1	Cover	

A) Standard, L=241 mm

B) Option, L=305 mm

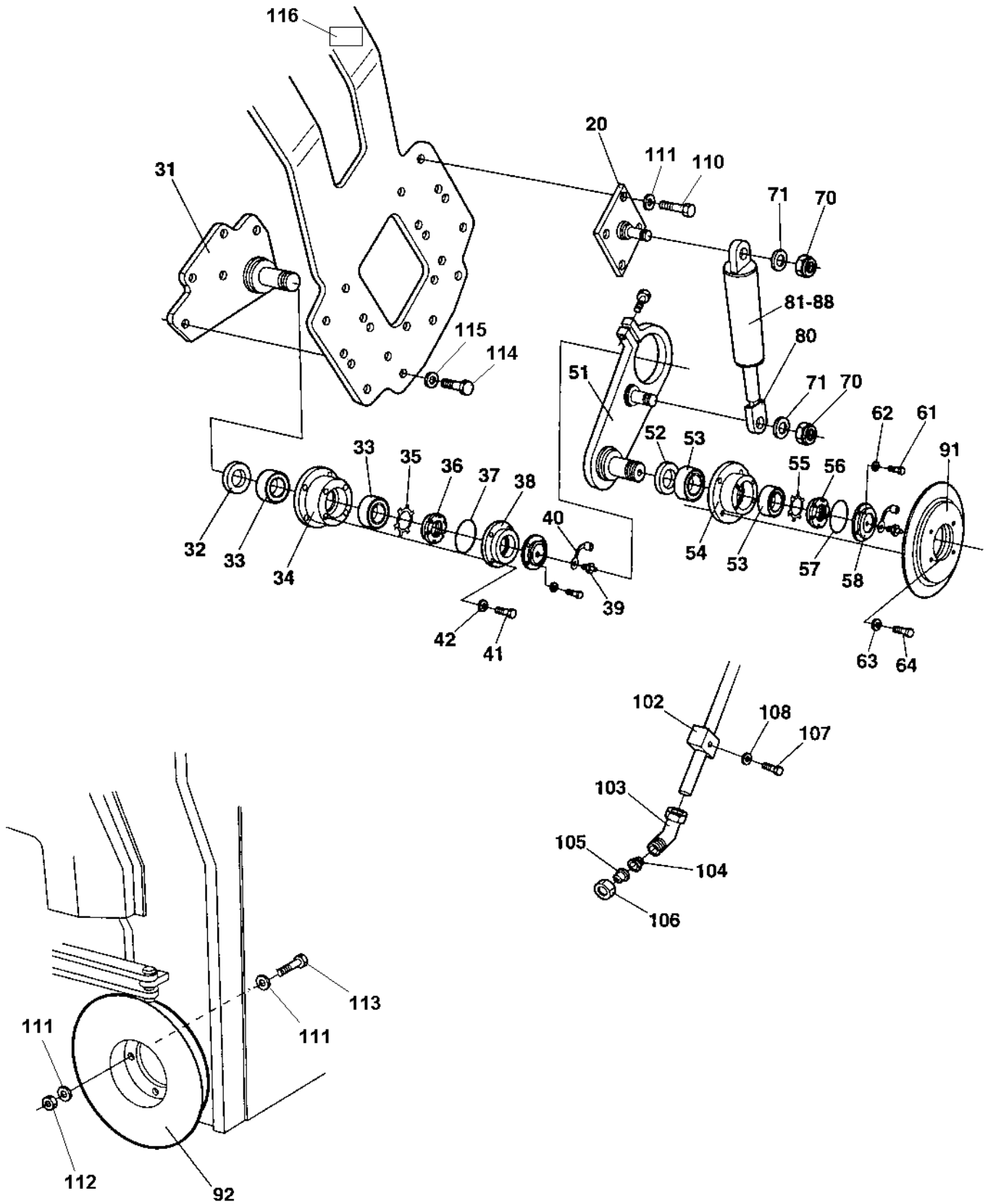


Edge cutter cpl

Ref. No.	Part No.	Rem.	Qty	Description	Code
1			1	Edge cutter cpl	
2				Edge cutter (Page 320)	
3				Edge cutter Hydraulics without offset (Page 322)	
				Edge cutter Hydraulics with offset Up to 62110343 (Page 324)	
				Edge cutter Hydraulics with offset From 62110344 (Page 326)	
4				Edge cutter Sprinkler system (Page 328)	

Edge cutter

15847-1



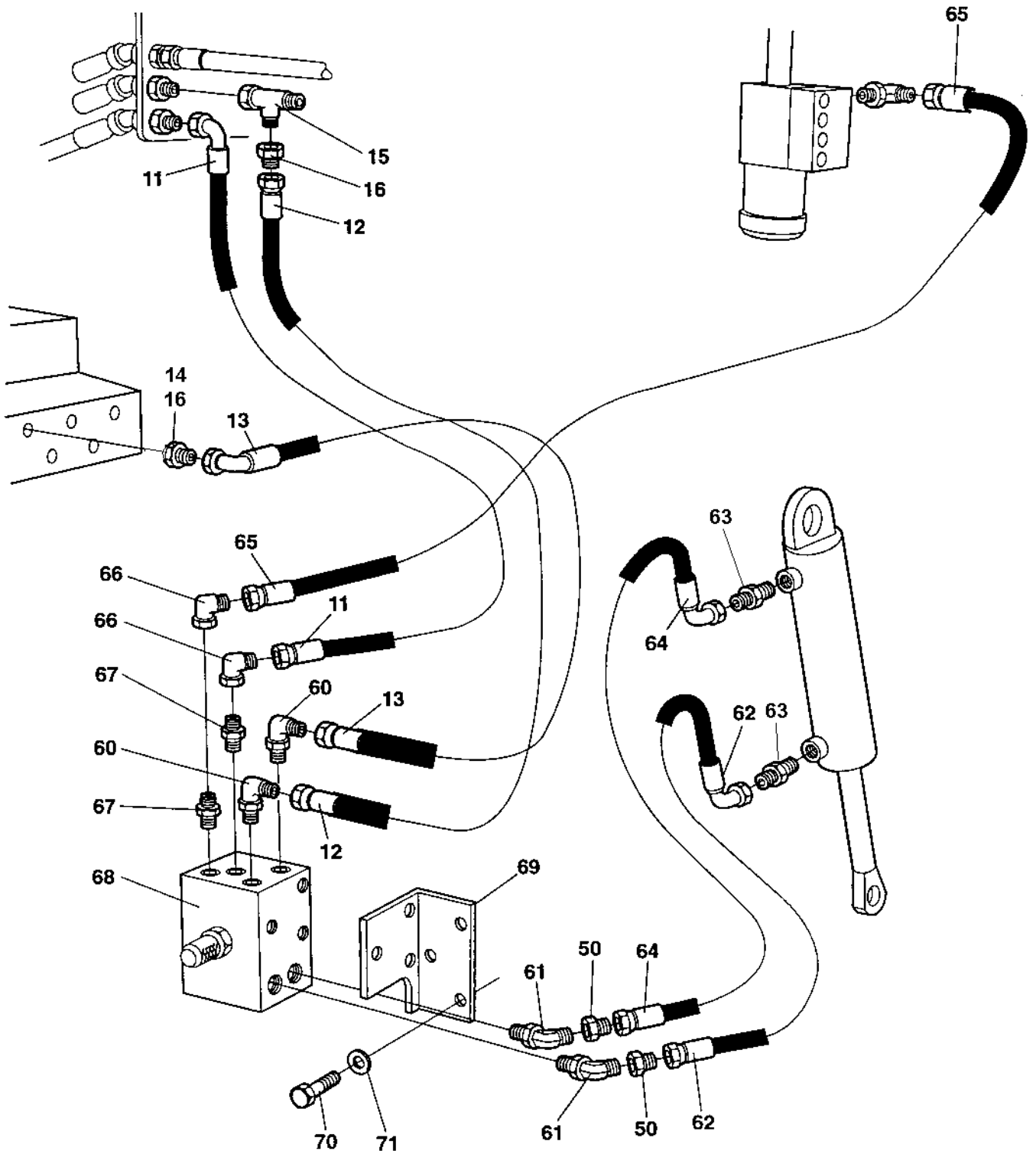
Edge cutter

Ref. No.	Part No.	Rem.	Qty	Description	Code
1	372378		1	Edge cutter cpl	
20	909467	B	1	.Holder plate	
31	909465	A	1	.Holder plate	
32	909301		1	.Seal	
33	909302		2	.Bearing	
34	936004		1	.Housing	
35	909304		1	.Washer	
36	909305		1	.Nut	
37	909306		1	.O-ring	
38	936005		1	.Cover	
39	909308		1	.Grease nipple	
40	909309		1	.Protection	
41	936006		4	.Screw	
42	909311		4	.Retainer washer	
51	909466		1	.Lever	
52	909301		1	.Seal	
53	909302		2	.Bearing	
54	909303		1	.Tool holder	
55	909304		1	.Washer	
56	909305		1	.Nut	
57	909306		1	.O-ring	
58	909307		1	.Cover	
59	909308		1	.Grease nipple	
60	909309		1	.Protection	
61	909310		4	.Screw	
62	909311		4	.Retainer washer	
63	909312		4	.Retainer ring	
64	909313		4	.Screw	
70	909288		2	.Nut	
71	909289		2	.Washer	
80	909291		1	.Cylinder end	
81	909290		1	.Cylinder	
82	909292		2	..Bearing	
83	909293		4	..Retainer ring	
84	909294		2	..Screw	
86	909299		1	..Seal kit	
88	909298		2	..Grease nipple	
91	908787		1	.Cutting disc 8 cm	
	938263		1	.Cutting disc 12 cm	
92	909237		1	.Edge roller	
101	909274		1	.Sprinkler pipe	
102	909275		1	.Bracket	
103	909276		1	.Connector	
104	909277		1	.Strainer	
105	909278		1	.Nozzle	
106	909279		1	.Nut	
107	909280		1	.Screw	
108	909281		1	.Nut	
110	500197	C	4	Screw 12x90 8.8	
	500196	D	4	Screw M12-1,75x80 8.8	
111	904231		8	Washer 13x24x2	
112	586019		6	Lock nut M12	
113	500117		2	Screw M12x80H 8,8	
114	500134		5	Screw M16x60	
115	904232		5	Washer 17x30x3	
116	904083		1	Safety decal, Edge cutter	

- A) Lower
- B) Upper
- C) Without offset
- D) With offset

Edge cutter Hydraulics without offset

15840-1

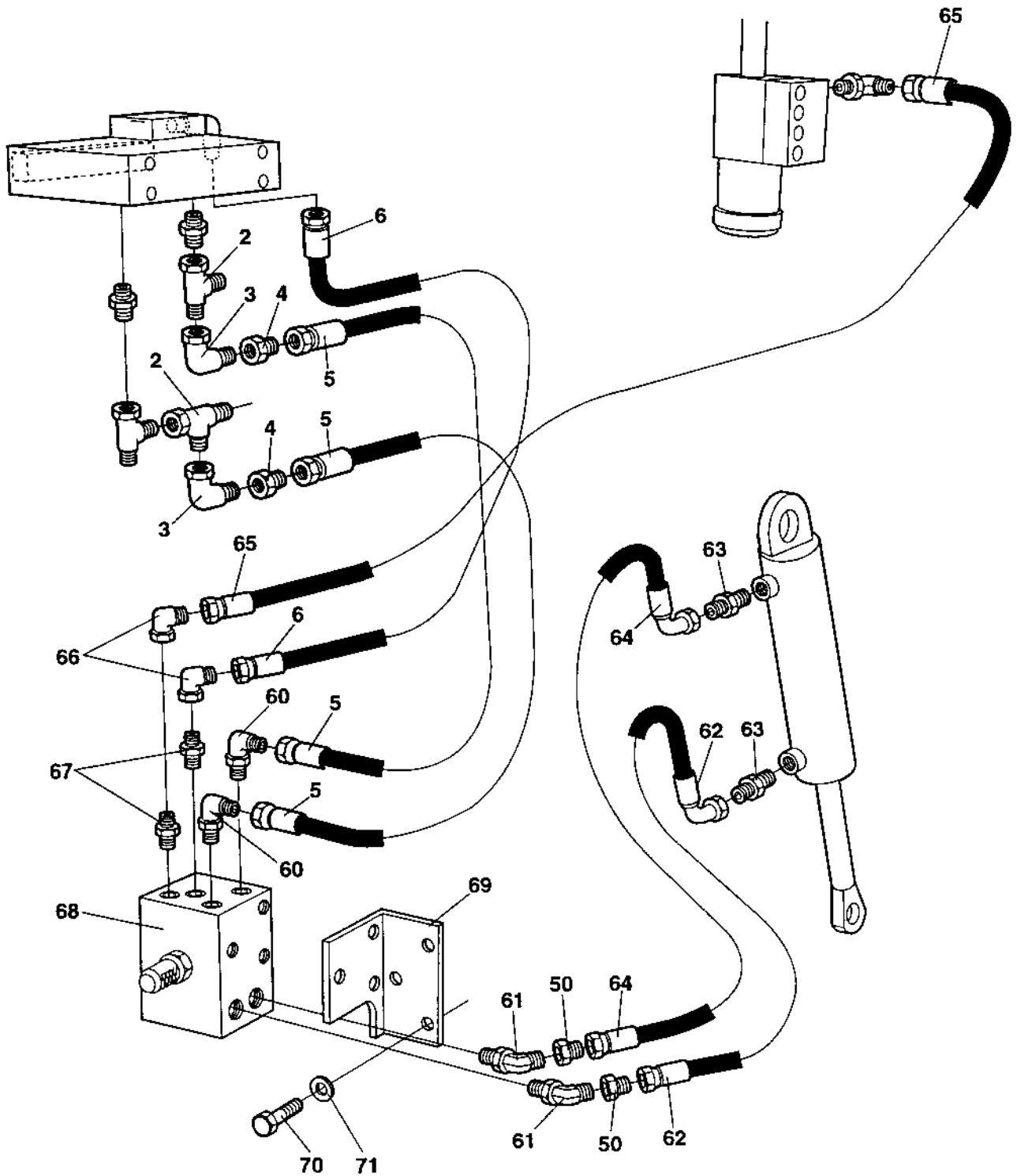


Edge cutter Hydraulics without offset

Ref. No.	Part No.	Rem.	Qty	Description	Code
11	483046		1	Hydraulic hose	
12	483047		1	Hydraulic hose	
13	482511		1	Hydraulic hose	
14	334461		1	Reducing	
15	334135		1	T-connector	
16	334461		1	Reducing	
50	334264		2	Reducing	
60	334420		2	Elbow 90	
61	813500		2	Elbow 45, O-ring	
62	483048		1	Hydraulic hose	
63	334199		2	Straight o-ring connector	
64	483048		1	Hydraulic hose	
65	483020		1	Hydraulic hose	
66	334196		2	Elbow 90	
67	234388		2	Connector	
68	372266		1	Valve	
69	372268		1	Bracket	
70	500019		6	Screw M8-1,25x16 8,8	
71	904229		6	Washer 8,4x16x1,5	

Edge cutter Hydraulics with offset

15841

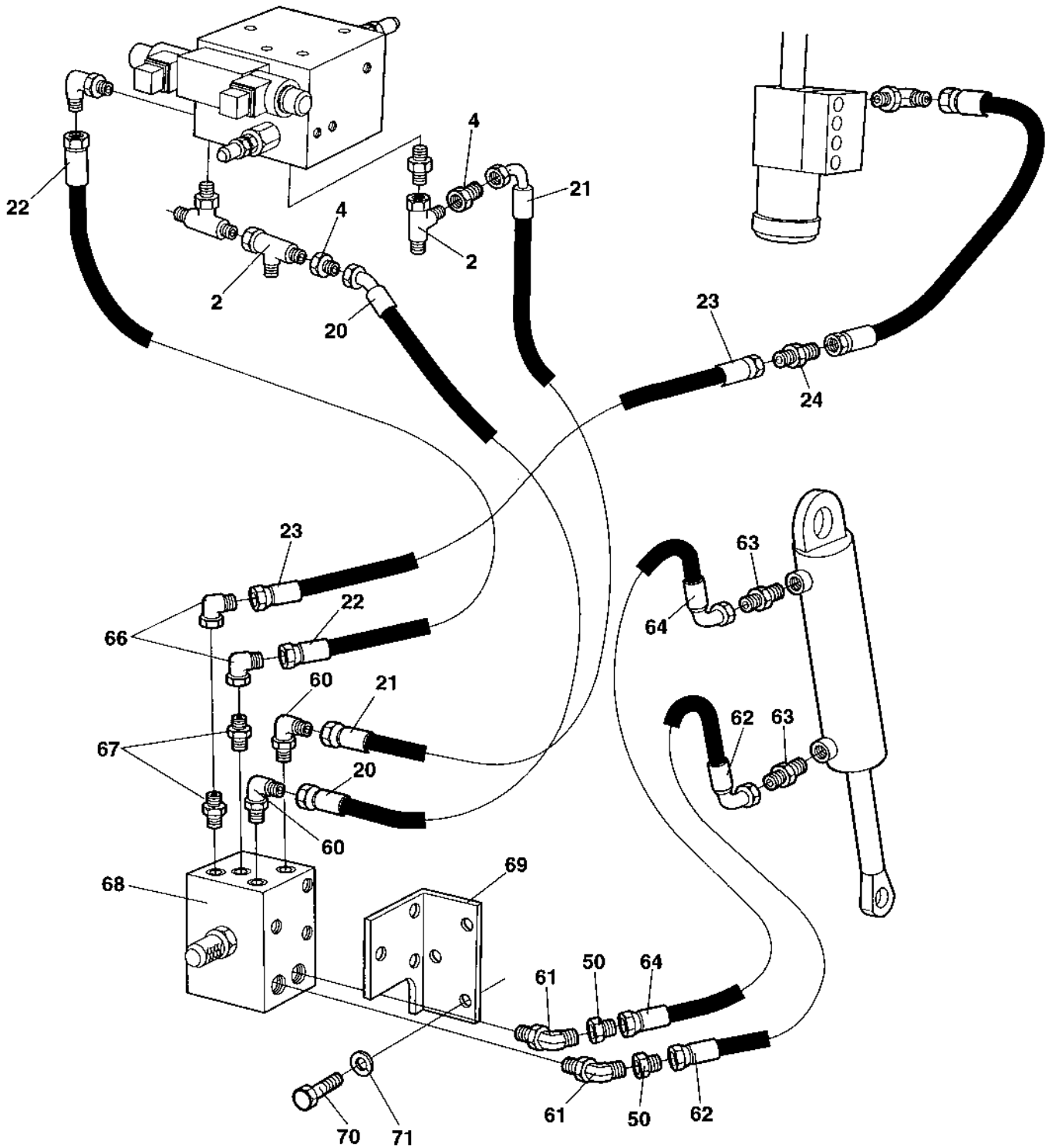


Edge cutter Hydraulics with offset

Ref. No.	Part No.	Rem.	Qty	Description	Code
2	334135		2	T-connector	
3	334197		2	Elbow 90	
4	334264		2	Reducing	
5	483013		2	Hydraulic hose	
6	483015		2	Hydraulic hose	
50	334264		2	Reducing	
60	334420		2	Elbow 90	
61	813500		2	Elbow 45, O-ring	
62	483048		1	Hydraulic hose	
63	334199		2	Straight o-ring connector	
64	483048		1	Hydraulic hose	
65	483020		1	Hydraulic hose	
66	334196		2	Elbow 90	
67	234388		2	Connector	
68	372266		1	Valve	
69	372268		1	Bracket	
70	500019		6	Screw M8-1,25x16 8,8	
71	904229		6	Washer 8,4x16x1,5	

Edge cutter Hydraulics with offset

17282

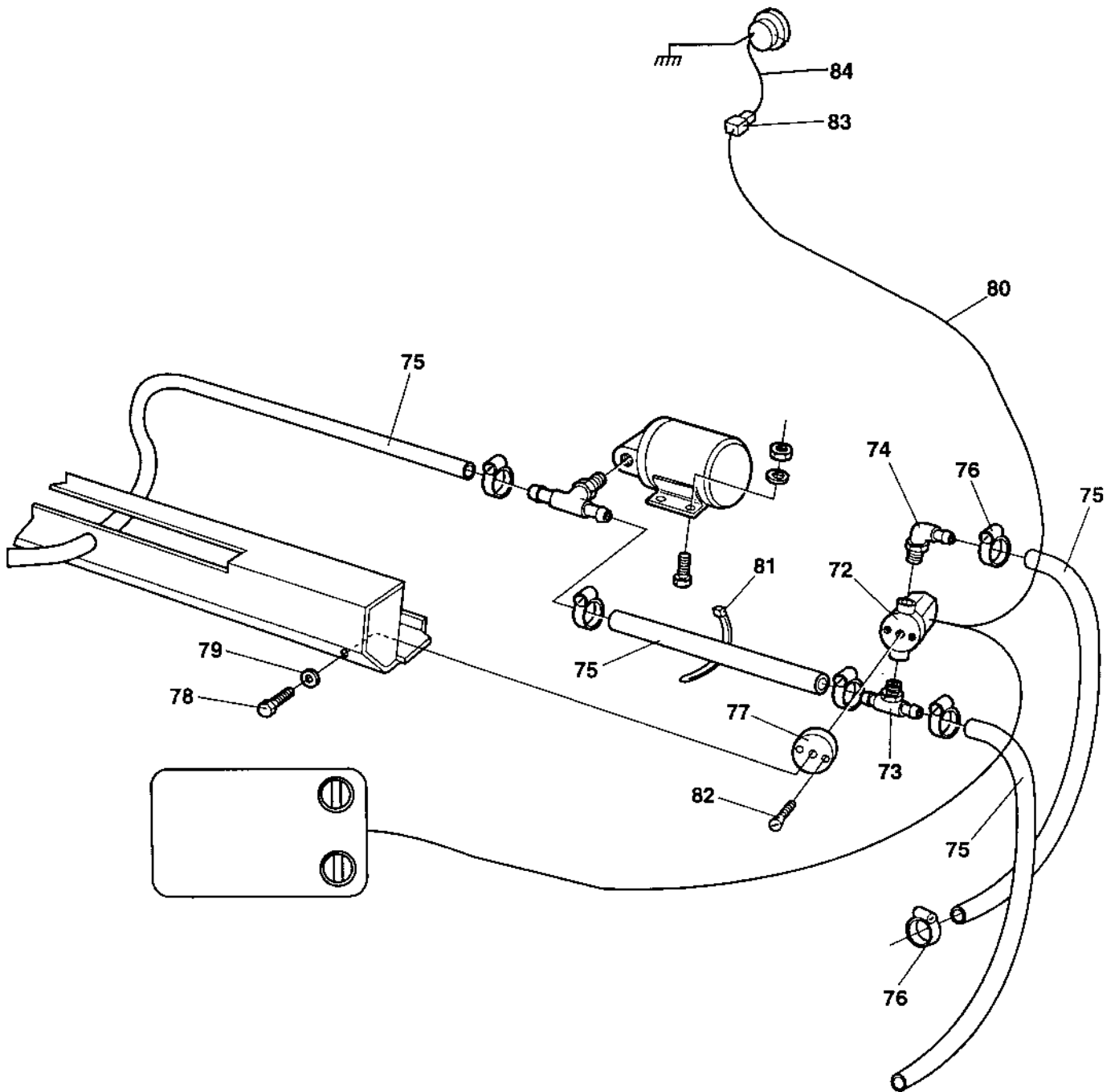


Edge cutter Hydraulics with offset

Ref. No.	Part No.	Rem.	Qty	Description	Code
2	334135		2	T-connector	
4	334264		2	Reducing	
20	381239		1	Hydraulic hose	
21	381240		1	Hydraulic hose	
22	381241		1	Hydraulic hose	
23	381242		1	Hydraulic hose	
24	928483		1	Adapter	
50	334264		2	Reducing	
60	334420		2	Elbow 90	
61	813500		2	Elbow 45, O-ring	
62	483048		1	Hydraulic hose	
63	334199		2	Straight o-ring connector	
64	483048		1	Hydraulic hose	
66	334196		2	Elbow 90	
67	234388		2	Connector	
68	372266		1	Valve	
69	372268		1	Bracket	
70	500019		6	Screw M8-1,25x16 8,8	
71	904229		6	Washer 8,4x16x1,5	

Edge cutter Sprinkler system

15842



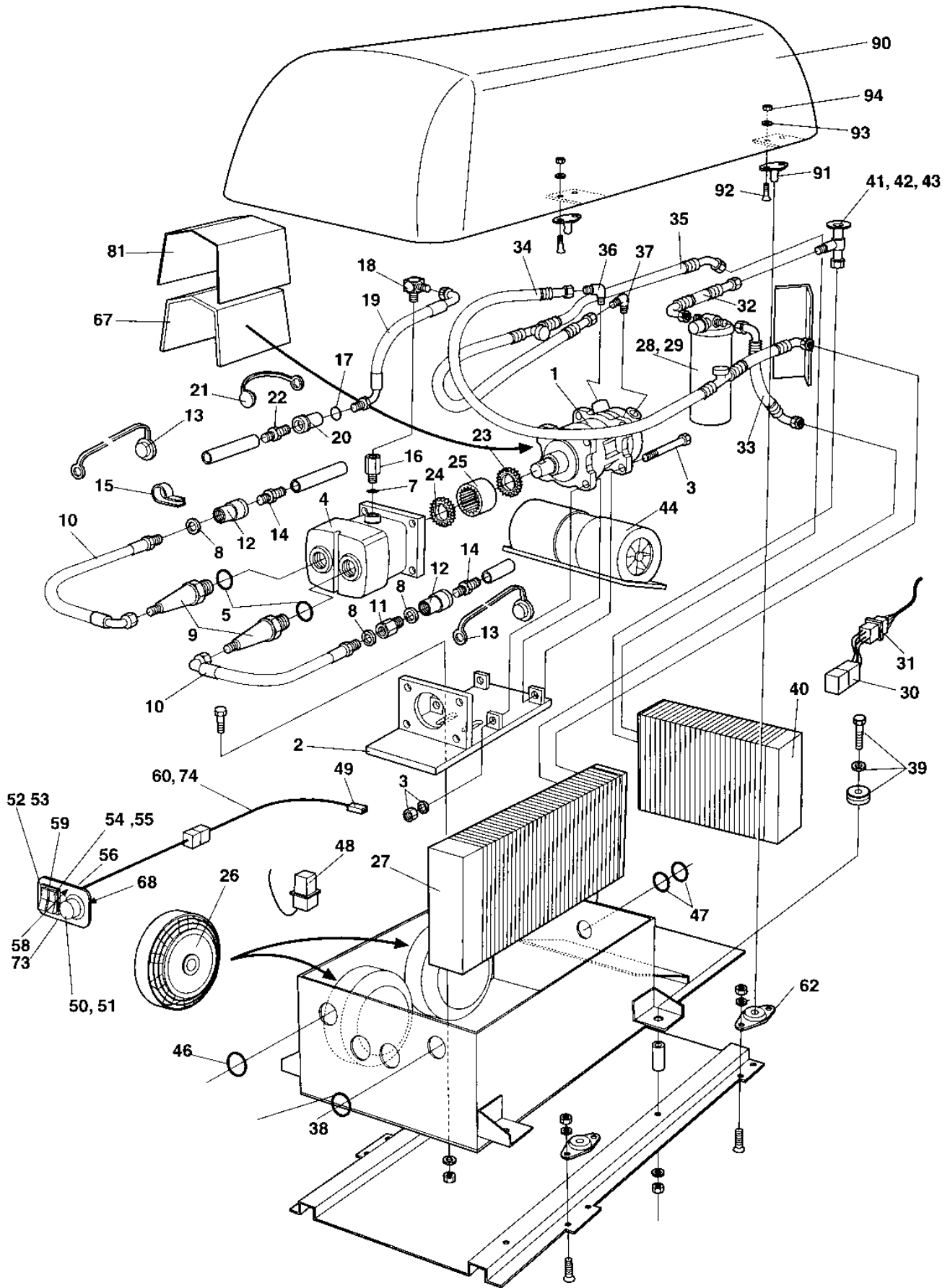
Edge cutter Sprinkler system

Ref. No.	Part No.	Rem.	Qty	Description	Code
72	287713		1	Solenoid valve	
73	903879		1	Connector	
74	901431		1	Hose connection	
75	244054	A	1XL	Hose reinforced 0,65 m	
76	313002		4	Hose clamp	
77	372315		1	Bracket	
78	500013		1	Screw M6-1x16 8,8	
79	904228		1	Washer 6,4x12x1,5	
80	372364		1	Cable harness Up to 62110331	
	376191		1	Ground cable From 62110332	
81	313041		15	Cable ties L=186 mm	
82	535003		2	Screw	
83	925958		1	Connection	
84	372365		1	Cable Up to 62110331	
	904588		1	Cable harness From 62110332	

A) L=2.5 m

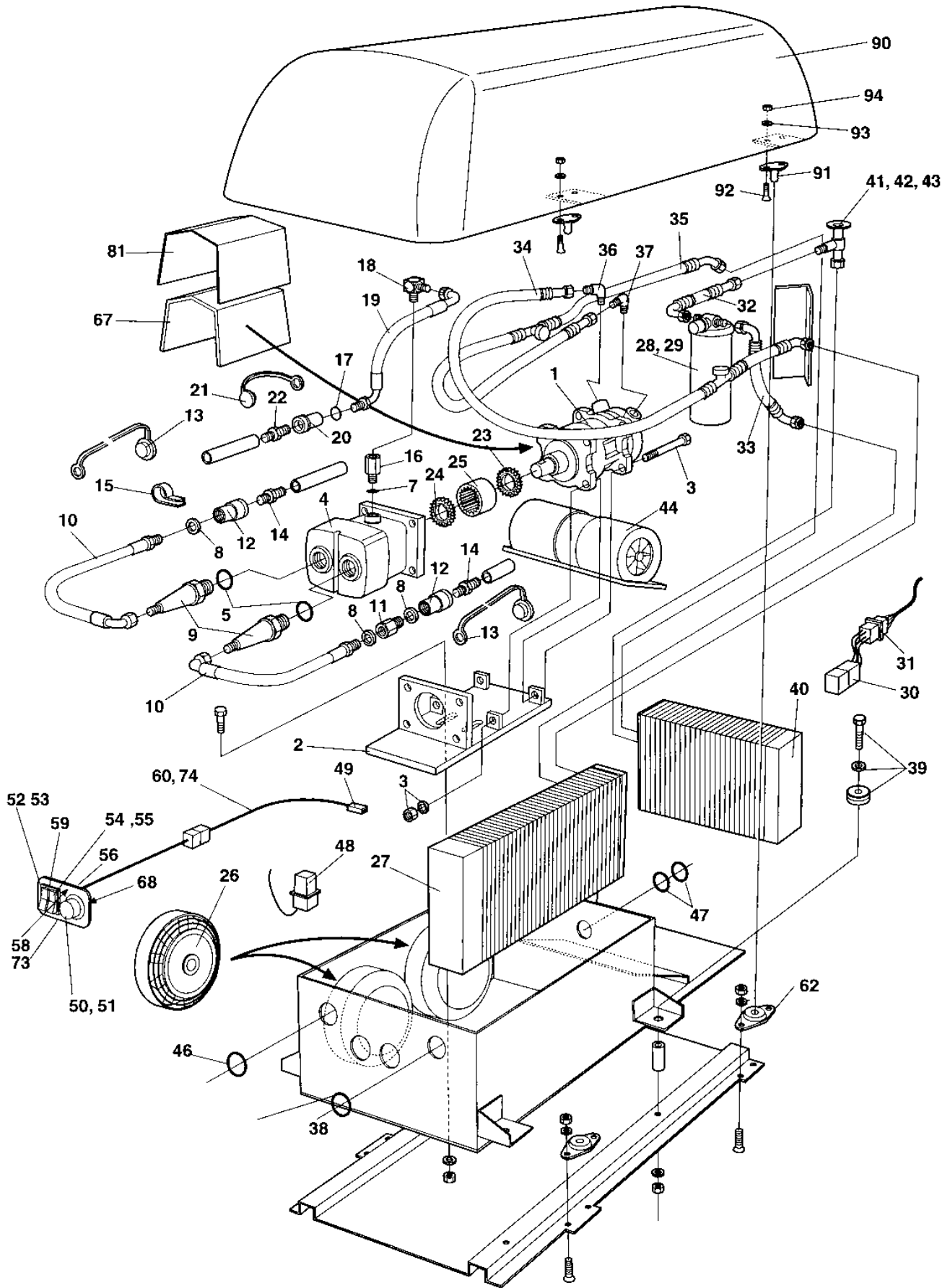
Air conditioner assembly

Ref. No.	Part No.	Rem.	Qty	Description	Code
1	370889		1	Air conditioner unit (Page 332)	
2	370758		1	Air cover	
3	370890		2	Hydraulic hose	
4	370922		1	Hydraulic hose	
5	482470		1	Hydraulic hose	
6	482980		1	Hydraulic hose	
7	162006		2	Seal ring	
8	162004		1	Sealing	
9	370720		1	Direction control valve	
10	334158		2	Adapter	
11	334604		1	Connector	
12	234131		2	Elbow 45, O-ring	
13	370891		1	Bracket	
14	901256		1	Fuse box	
	908110		1	.Cover	
15	904448		1	Relay	D
16	370921		1	Hose guard	
17	586003		2	Lock nut M8	
18	904228		6	Washer 6,4x12x1,5	
19	570004		2	Nut M6	
20	533038		2	Screw	
21	533010		2	Screw	
22	570002		2	Nut M4	
23	904698		2	Washer 4,3x8x0,8	
24	921044		8	Clamp	
25	541703		14	Screw M6x16	
26	500018		2	Screw M8-1,25x12 8,8	
27	334135		1	T-connector	
28	334461		1	Reducing	
30	370892		1	Hose guard	
31	500053		2	Screw M8-1,25x20 8,8	
32	904229		2	Washer 8,4x16x1,5	
33	370837		1	Cable harness Up to 62110331	
	376185		1	Cable harness From 62110332	
35	901240		2	Connector	
37	903741		3	Fuse 20A	D
38	500019		2	Screw M8-1,25x16 8,8	
40	903743		1	Coupling	
41	903742		2	Coupling	
44	370918		1	Gasket Up to 62110343	
	938023		1	Gasket From 62110344	
48	202028		6XL	Edge trim	



370889 Air conditioner unit

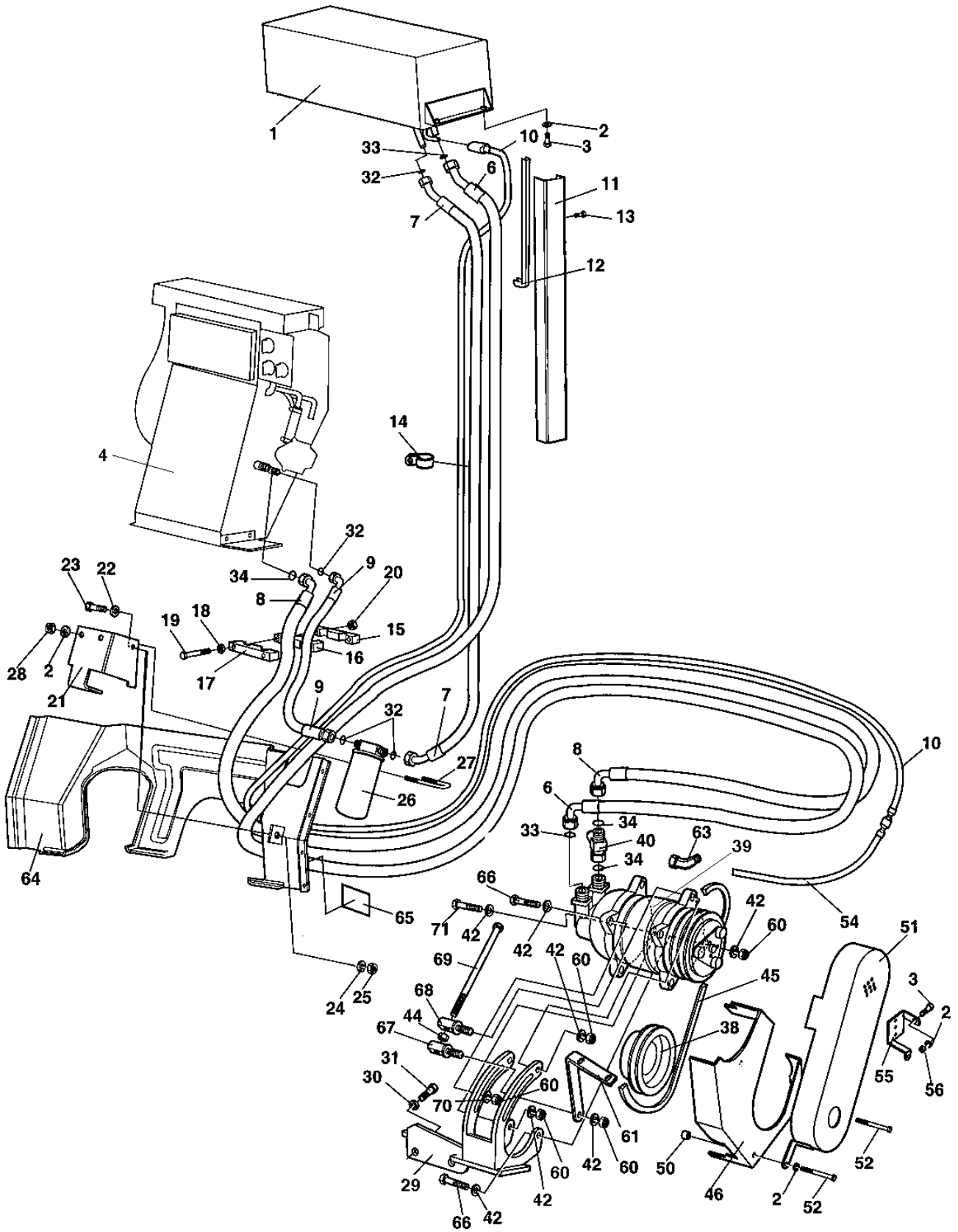
Ref. No.	Part No.	Rem.	Qty	Description	Code
1	935045		1	Compressor	
	938311		1	.Hose connection Vertical	
2	935046		2	Bracket	
3	935047		1	Screw, set	
4	935048		1	Hydraulic motor	
5	935049		2	O-ring	
6	935050		2	Connector	
7	935051		2	Connector	
8	935052		5	Sealing	
9	935053		2	Adapter	
10	935054		2	Hydraulic hose	
11	935055		1	Adapter	
12	935056		2	Connection	
13	935057		2	Dust cover	
14	935058		2	Connection	
15	935059		2	Rubber clamp	
16	935060		1	Connection	
17	935061		2	Sealing	
18	935062		1	Adapter	
19	935063		1	Hydraulic hose	
20	935064		1	Connection	
21	935065		1	Dust cover	
22	935066		1	Connection	
23	935067		1	Flange	
24	935068		1	Flange	
25	908676		1	Sleeve	
26	935069		2	Condensor fan	
27	908677		1	Condensor	
28	908678		1	Drying filter	
29	908679		1	Clamp	
30	908680		2	Relay	
31	908681		2	Relay socket	
32	908682		1	Hose	
33	908683		1	Hose	
34	908684		1	Hose	
35	908685		1	Hose	
36	935070		1	Connection	
37	935071		1	Connection	
38	908686		5	Grommet	
39	908687		4	Flange	
40	908688		1	Evaporator	
41	908689		1	Expansion valve	
42	908690		1	Clamp	
43	908691		1	O-ring	
44	908692		1	Evaporator fan	
45	908705		1	Connector	
46	935072		1	Grommet	
47	908664		2	Grommet	
48	935073		2	Electric connection	
49	908694		1	Connection	
50	936711		1	Potentiometer	
51	908696		1	Switch	
52	908697		1	Switch fan	
53	908698		1	Symbol cool-fan	
54	908699		1	Switch fan	
55	908700		1	Symbol fan	
56	908701		2	Isolator	
57	908702		1	Grommet	
58	908703		1	Decal	
59	908704		2	Switch panel	



370889 Air conditioner unit

Ref. No.	Part No.	Rem.	Qty	Description	Code
60	935074	A	N	Protecting hose	
61	935075		1	Gasket	
62	935076		4	Quick fastener	
63	935077		4	Bracket	
64	908706		1	Rubber clamp	
65	908663		1	Rubber plug	
66	935078		1	Adapter	
67	935079		1	Cover	
68	935080		1	Diode	
69	935081		1	Switch panel	
70	935082		1	Decal "WARNING"	
71	935083		1	Decal "INSTRUCTIONS"	
72	935084		1	Decal, 12V	
73	903969		2	Screw ST4,8x19 Black	
74	370917		1	Cable harness	
90	370758		1	Air cover	
91	450067		4	.Door bumper	D
92	535008		4	.Screw	
93	904281		4	.Washer 5,3x10x1	
94	586001		4	.Lock nut M5	

A) L=1200 mm

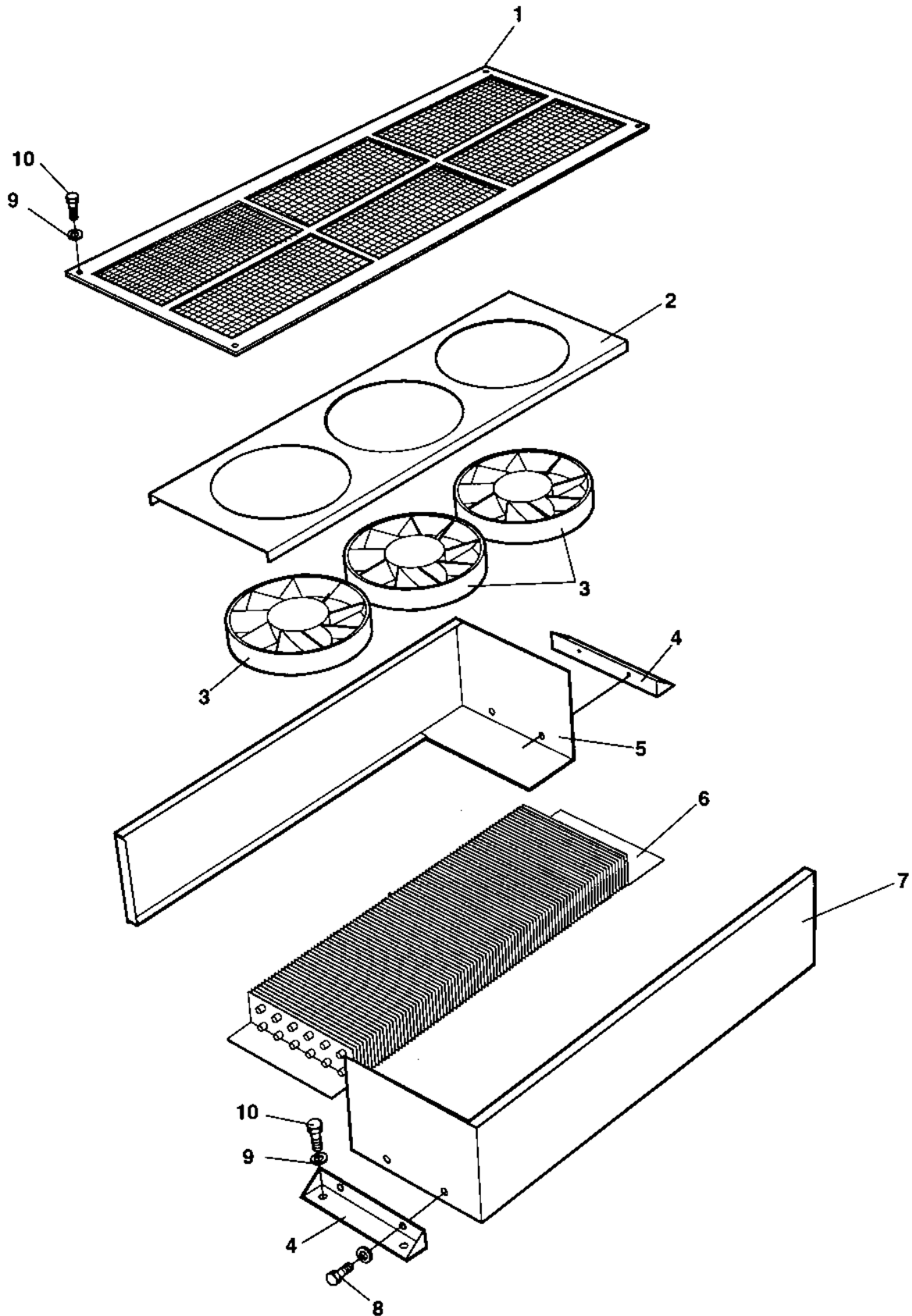


Air conditioner assembly

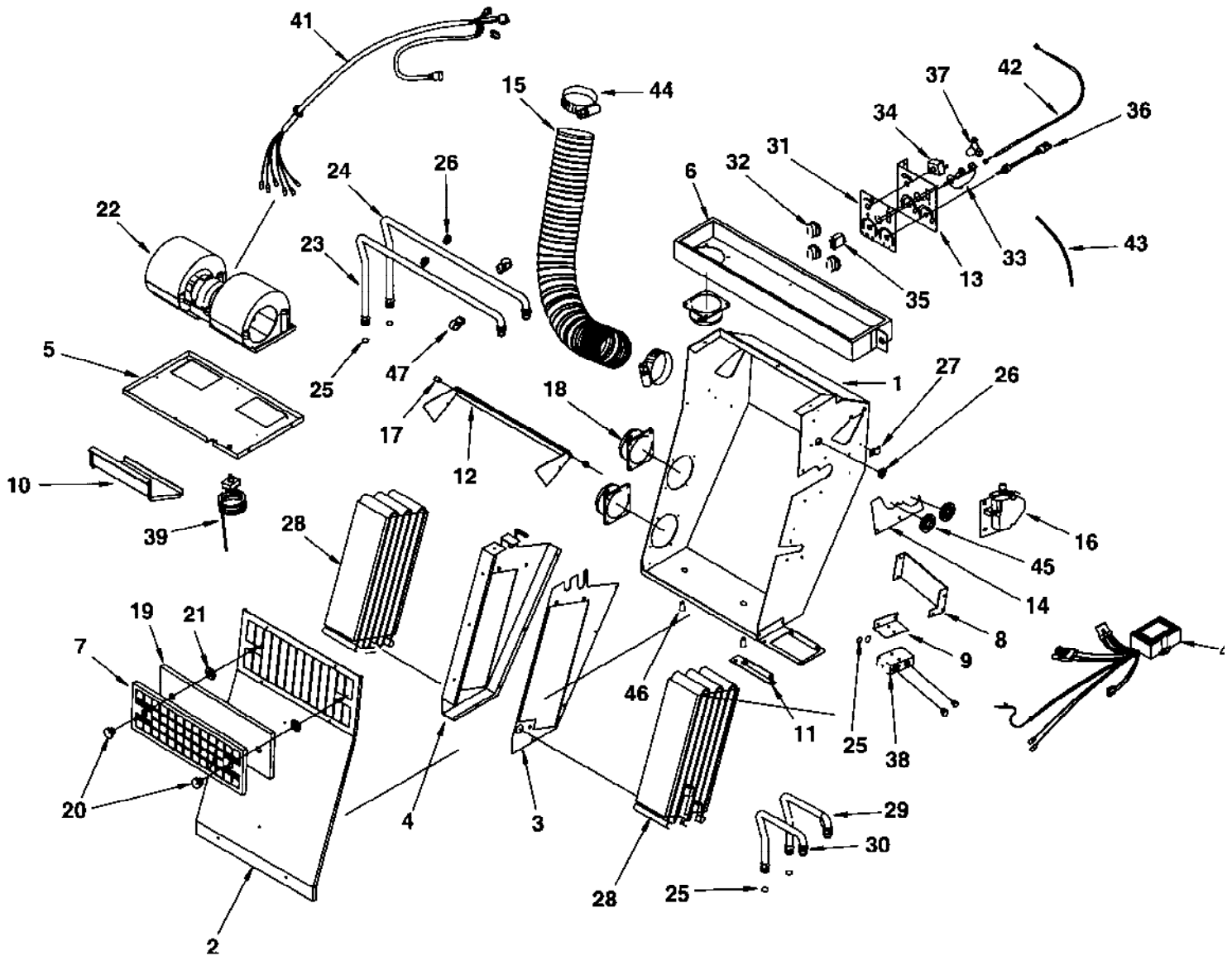
Ref. No.	Part No.	Rem.	Qty	Description	Code
1				Condensor assembly (Page 338)	
2	904229		9	Washer 8,4x16x1,5	
3	500022		7	Screw M8-1,25x30 8,8	
4	385766		1	Heater/AC unit (Page 340)	
6	385905		1	Refrigerant hose	
7	385575		1	Refrigerant hose	
8	385906		1	Refrigerant hose	
9	385574		1	Refrigerant hose	
10	385908		1	Cable harness	
11	385163		1	Hose protection	
12	288128	A	1XL	Ledge	
13	541703		7	Screw M6x16	
14	921036		3	Clamp	
15	384672		1	Hose holder	
16	384673		1	Hose holder	
17	384674		1	Hose holder	
18	904228		2	Washer 6,4x12x1,5	
19	500292		2	Screw	
20	904563		2	Lock nut	
21	384145		1	Holder	
22	904231		2	Washer 13x24x2	
23	500049		1	Screw M12-1,75x60 8.8	
24	357206		1	Washer	
25	586019		1	Lock nut M12	
26	383424		1	Drying filter	
27	313093		1	Pipe clamp	
28	586003		3	Lock nut M8	
29	388468		1	Compressor bracket	
30	904214		2	Washer	
31	947693		2	Screw	
32	384877		4	O-ring	
33	384878		2	O-ring	
34	384879		3	O-ring	
38	384141		1	Pulley	
39	384147		1	Compressor	
40	385909		1	Service fitting	
42	904230		7	Washer 10,5x22x2	
44	570006		1	Nut M10	
45	413074		1	V-belt	B
46	384143		1	V-belt guard	
50	371767		2	Spacer	
51	384144		1	Belt guard	
52	500180		2	Screw	
54	902173	B	1XL	Conduit	
55	385940		1	Fuse holder	
56	570005		1	Nut M8	
60	791172		5	Nut M10	
61	386530		1	Hose support	
63	801781		1	Connector	
64	386055		1	Cover	
65	904165		1	Safety decal	
66	500031		2	Screw M10-1,5x40 8,8	
67	388469		1	Screw	
68	388470		1	Screw	
69	791665		1	Screw	
70	904557		1	Washer 10,5x22x4	
71	500161		1	Screw M10-1,5x45 8,8	

A) L= 0,24 m

B) L= 0,2 m



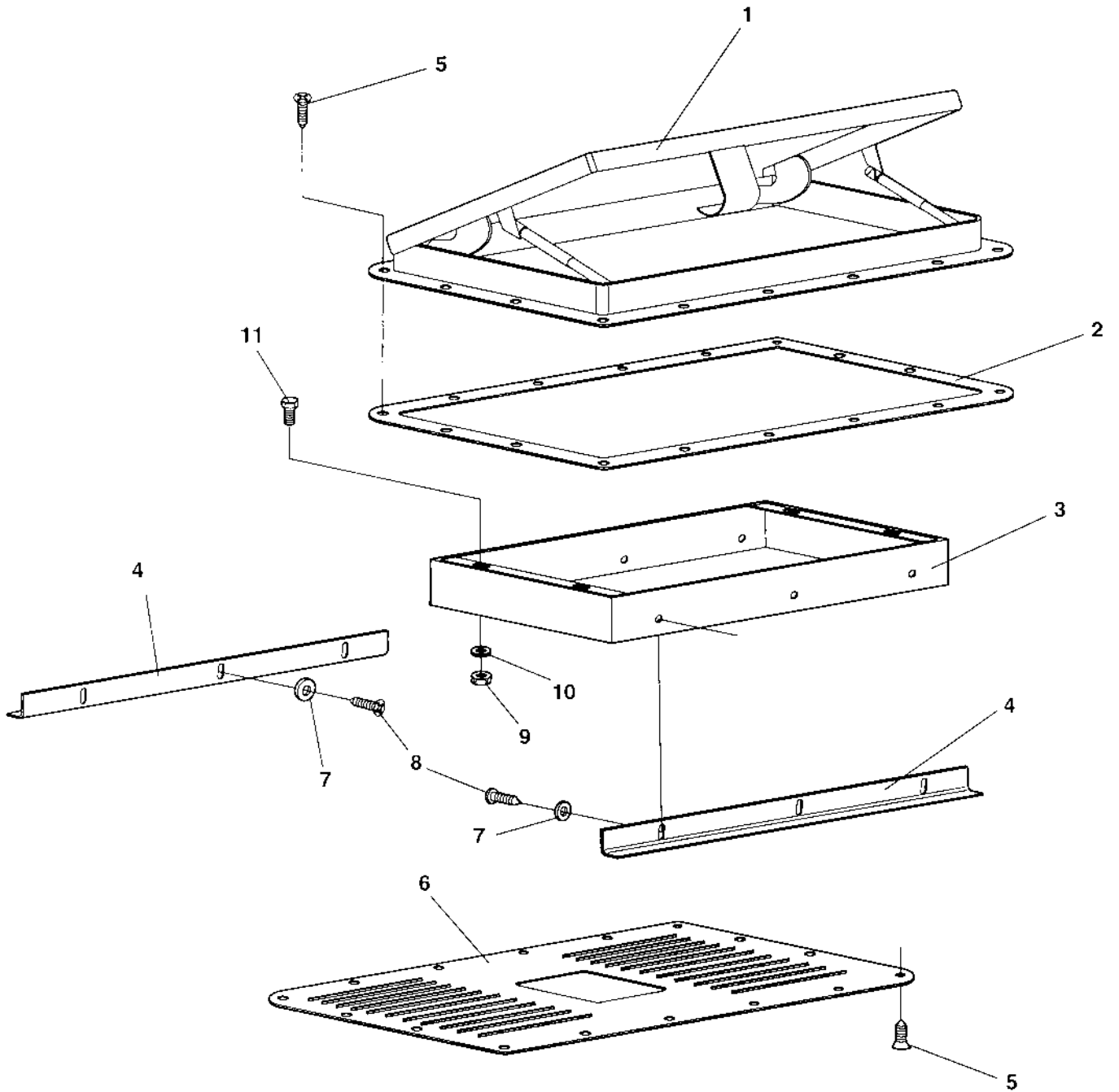
Ref. No.	Part No.	Rem.	Qty	Description	Code
1	384589		1	Cover	
2	938599		1	Fan bracket	
3	938603		3	Fan	
4	938600		2	Condensor bracket	
5	938598		1	Cover	
6	938602		1	Condensor Coil	
7	938597		1	Cover	
8	901832		4	Screw	
9	500022		6	Screw M8-1,25x30 8,8	
10	904229		6	Washer 8,4x16x1,5	



Ref. No.	Part No.	Rem.	Qty	Description	Code
1	938938		1	Casing	
2	938939		1	Cover	
3	938940		1	Coil bracket	
4	938941		1	Coil bracket	
5	938942		1	Blower bracket	
6	938943		1	Air distributor	
7	385590		1	Filter grill	
8	938944		1	Heater valve bracket	
9	384835		1	Bracket	
10	938945		1	Air channel	
11	938779		1	Hose bracket	
12	938780		1	Flapper	
13	938781		1	Control panel	
14	938946		1	Cover plate	
15	938783		1	Air duct	
16	384136		1	Heater valve	
17	938784		2	Bushing	
18	938632		3	Hose adapter	
19	385589		1	Recirculation filter	
20	938643		2	Plug	
21	938611		2	Star lock	
22	938638		1	Fan	
23	938947		1	Copper tube	
24	938948		1	Copper tube	
25	384878		6	O-ring	
26	384927		5	Grommet	
27	384880		1	Wire clamp	
28	384133		2	Coil	
29	385576		1	Copper tube	
30	385577		1	Copper tube	
31	938787		1	Overlay	
32	938620		3	Knob	
33	938788		1	Rotary control	
34	938622		1	Switch	
35	938619		1	Switch	
36	938623		1	Potentiometer	
37	938624		1	Sensor	
38	384176		1	Valve	
39	384897		1	Thermostat	
40	385907		1	Heater control	
41	938631		1	Cable harness	
42	385588		1	Bowden cable	
43	938637		1	Hose	
44	938789		2	Clamp	
45	938608		2	Grommet	
46	938636		2	Drain valve	
47	938790		2	Clamp	

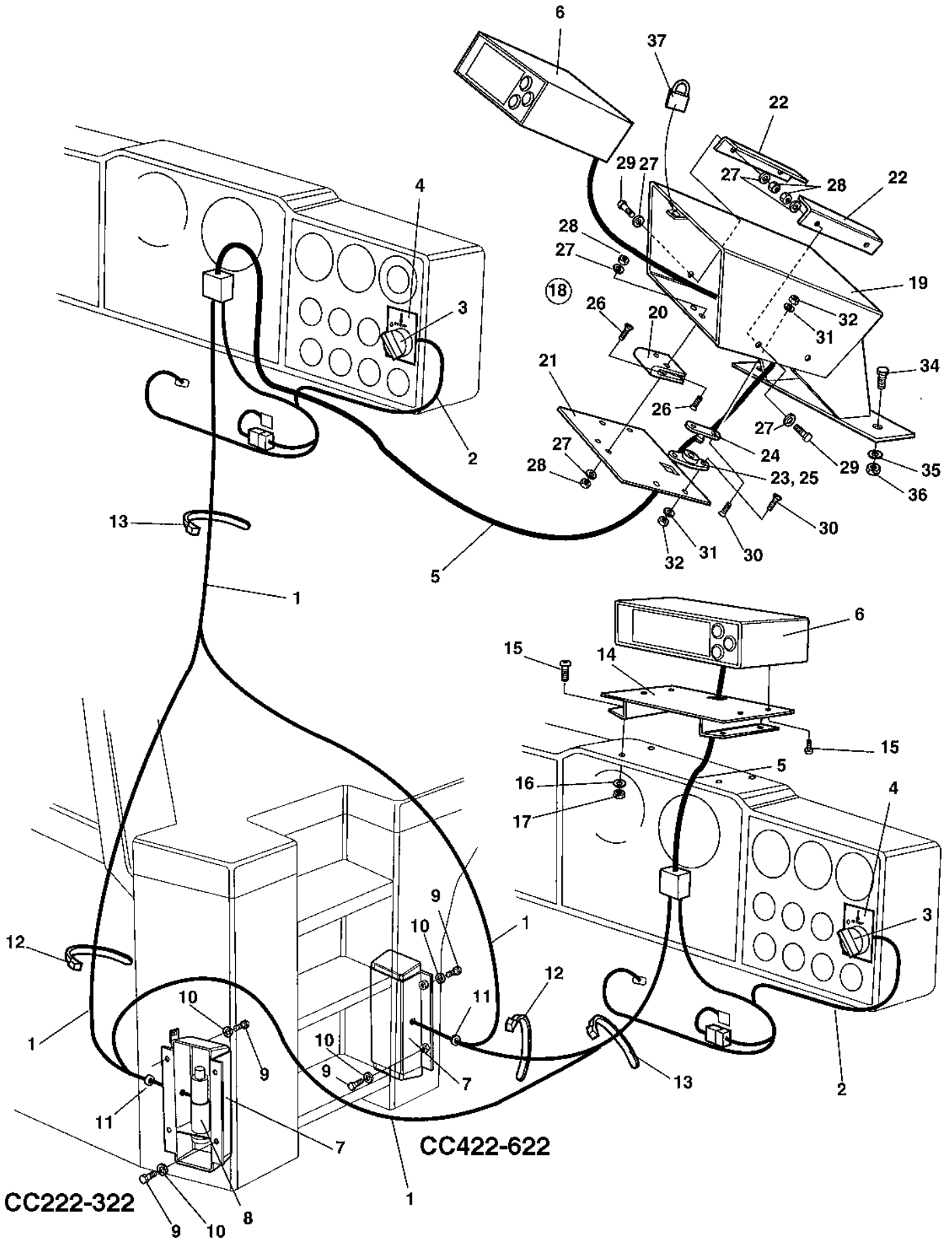
Roof hatch

17374



Roof hatch

Ref. No.	Part No.	Rem.	Qty	Description	Code
1	382702		1	Roof hatch	
	384958		1	Roof hatch	
2	382701		1	Gasket	
	384954		1	Support plate	
3	382699		1	Inner roof insert	
4	383002		2	Inner roof holder	
5	904906		32	Screw	
6	382700		1	Inner cover	
7	601001		6	Washer	
8	903852		6	Screw ST4,2x13	
9	570004		4	Nut M6	
10	904228		4	Washer 6,4x12x1,5	
11	500040		4	Screw M6-1x20 8,8	



Asphalt temperature meter

Ref. No.	Part No.	Rem.	Qty	Description	Code
1	388522		1	Cable harness	
2	388523		1	Cable harness	
3	930151		1	Switch	D
4	388561		1	Sign	
5	388524		1	Cable harness	
6	388775		1	Temperature meter	
7	387981		1	Box	
8	387982		1	Temperature sender	
9	500053		4	Screw M8-1,25x20 8,8	
10	904229		4	Washer 8,4x16x1,5	
11	791594		1	Grommet	
12	925802		N	Cable ties L=142 mm	
13	313068		N	Cable ties L=92 mm	
14	387988	1	1	Bracket	
15	904653	1	8	Screw	
16	904281	1	4	Washer 5,3x10x1	
17	586001	1	4	Lock nut M5	
18	389004	2	1	Temperature meter box, cpl	
19	389109	2	1	.Box	
20	928041	2	1	.Hinge	D
21	389110	2	1	.Cover	
22	389111	2	1	.Holder	
23	904909	2	2	.Door bumper	
24	904907	2	2	.Door bumper	
25	904908	2	2	.Rubber part	
26	513008	2	5	.Screw	
27	904228	2	13	.Washer 6,4x12x1,5	
28	904563	2	9	.Lock nut	
29	500013	2	4	.Screw M6-1x16 8,8	
30	513027	2	8	.Screw	
31	904698	2	8	.Washer 4,3x8x0,8	
32	923976	2	8	.Nut	
33	902566	A,2	4XL	.Rubber strip	
34	500022	2	2	Screw M8-1,25x30 8,8	
35	570005	2	2	Nut M8	
36	904229	2	2	Washer 8,4x16x1,5	
37	358881	2	1	Pad lock	

- 1) Valid for machines with cab.
 2) Valid for platform machines.
 A) L= 0,1 m

Part Number	Page	Part Number	Page	Part Number	Page
100040	23,35	313041	211,213	357206	337
114060	71		215,217	357275	77
114089	15			357419	153
116041	17	313068	345	357425	209,239
151012	161	313093	337	357426	209
160024	141	313094	83	357427	209
160058	81	313102	97,99	357459	81
160105	15			357488	27
160188	87,89	313147	225	357498	229
	93	330171	153	357500	229
160279	137	330331	77,273	357526	177
160287	145		291	357562	173
160344	15	330383	77	357587	307
162004	331	330438	91	357643	209,241
162006	331	332038	141		261,281
162017	71	334118	137	357855	175
162018	71	334121	137	357899	307
162024	153,155	334128	131	357900	307
162027	71	334135	153	357901	307
167023	15	334138	131	357902	309
167032	23	334155	87	358230	99
202028	29	334156	91	358452	201
202041	47	334158	131	358846	47
202043	49,303	334196	155	358881	175,313
202057	37,41	334197	153		
205067	143	334199	323	358993	143
212339	107,119	334203	143	358999	85,123
212353	103,115	334234	87		125
212359	105	334236	153	359000	85,127
223467	107	334237	87	359001	47
230515	77	334248	97	359002	47
232097	143	334264	323	359003	47
232119	143	334389	131	359043	223
232122	143	334420	143	359125	223
234131	331	334445	131	359131	35
234233	87,131	334461	143	359139	85,149
	133,135	334468	87	359140	85,139
	163	334524	87	359192	153
234243	87	334563	87	359223	141
234340	129	334564	133	359224	141
234349	133	334604	87	359225	141
234388	155,323	335607	167	359226	141
	325,327	335914	97	359230	157
234512	145	337042	35	359231	153
234662	145	337045	23	359232	27
234687	131	340862	137	359255	27
234746	133	343318	71	359314	27
234810	91	343321	71	359332	71
234840	129	343462	71	359339	71
234850	153	343550	179,181	359340	179
234869	131	343732	97	359341	179
234953	143	343744	71	359342	179
235002	145	343775	27	359343	181
238272	161	343801	71	359344	181
244054	47,51	343872	97	359347	177
	53,59	344138	129	359390	81
	329	344196	71	359403	77
272372	307	345139	177	359414	77
272373	307	345870	179	359418	209
287597	167,173	345871	23	359419	213
	187,277	345872	23	359434	31,61
	295	345873	23		
287598	187,257	345874	23	359444	47
287713	57,63	345875	23	359446	47
		347119	27,151	359453	31
287724	41	348136	167	359454	31
288128	337	348303	167	359455	31
297018	131	348331	213	359485	81
310008	23	348481	225	359490	83
313001	81	349715	71	359497	83
313002	47,55	350009	213	359500	83
		352528	179	359502	79
313004	77	355301	189	359507	27
313008	143	356500	167	359508	27
313036	55,83	357138	11	359509	27
313038	81	357139	143	359510	27
313041	55,203	357141	143	359512	27

Part Number	Page	Part Number	Page	Part Number	Page
359513	27	359940	225	370921	331
359514	27	359941	189	370922	331
359515	27	359955	71	370955	223
359516	27	359971	215	370993	195
359517	27	359972	215	370994	195
359522	81	359994	79	371009	225
359551	87	359998	211	371016	201
359552	87	370002	79	371017	201
359557	87	370056	307	371034	235
359559	97	370057	307	371036	201
359564	97	370058	307	371058	201
359565	29	370059	307	371089	85,101
359567	97	370071	189	371101	223
359574	213	370076	167	371129	211
359575	225	370084	307	371185	191,193
359578	73	370085	307	371221	317
359583	29	370096	229	371254	81
359588	27	370117	225	371274	177
359589	27	370118	189	371345	29
359591	35	370155	145	371364	201
359602	77	370160	209	371380	37
359618	81	370165	175	371381	37
359621	81	370170	177	371389	37
359627	137	370175	209	371390	37
359628	137	370211	213	371395	211
359631	143	370231	71	371396	211
359632	143	370233	187	371449	37
359639	143	370234	213	371450	37
359647	143	370235	213	371451	37
359648	143	370254	209	371452	37
359649	143	370255	209	371466	33
359650	143	370258	209	371468	33
359703	309	370275	209	371469	33
359725	97	370276	209	371507	225
359733	223	370278	209	371519	145
359748	37	370286	209	371523	41
359766	37	370287	209	371546	33
359767	153	370289	209	371569	37
359768	153	370294	209	371599	211
359788	223	370298	209	371621	211
359810	223	370329	233	371659	37
359813	223	370343	233	371665	201
359815	223	370349	233	371666	37
359816	223	370365	71	371669	145
359817	223	370375	209	371727	73
359818	223	370425	203,205	371730	301
359819	223	370434	97	371767	337
359820	223	370491	83	371819	231
359822	221	370618	83	371837	297
359845	175	370641	97	371885	203
359885	209	370644	185	371889	203
359887	209,227	370662	211	371914	33
359888	211	370686	29	371960	299
359889	211	370688	29	371964	87
359892	211	370689	29	372091	209
359893	223	370699	49	372092	209
359894	211	370720	331	372093	209
359895	211	370744	195	372094	209
359899	239	370745	49	372103	175
359900	213	370746	49	372104	175
359908	213	370747	49	372105	175
359911	213	370758	331,335	372119	71
359914	213	370761	253	372126	37
359915	213	370762	171	372229	7
359916	213	370765	83	372260	251
359917	215	370766	233	372266	323
359918	207,219	370820	29	372268	323
359919	213	370837	331	372315	329
359920	213	370863	195	372364	329
359921	213	370878	79	372365	329
359924	221	370889	331,333	372378	321
359928	225			372423	163
359929	225	370890	331	372439	163
359930	225	370891	331	372566	37
359931	225	370892	331	372588	77
359932	225	370917	335	372631	233
359936	229	370918	331	372658	29

Part Number	Page	Part Number	Page	Part Number	Page
372672	213	374165	87	380691	33
372674	201	374200	87	380708	189
372675	37	374202	71	380780	85,159
372680	145	374205	71	380812	33
372682	137	374213	187	380978	157
372696	213	374357	31	380993	23
372697	213	374358	31	381011706	87
372698	29	374359	137	381027	71
372699	29	374362	19	381028	71
372704	209	374373	27	381029	155
372718	49	374374	27	381239	327
372774	167	374379	175	381240	327
372775	167	374417	223	381241	327
372791	77	374494	85	381242	327
372792	77	374495	37	381400	213
372832	29	374496	39,43	381403	213
372861	167	374497	37	381561	183
372867	29	374538	47	381576	167
372868	77	374544	37	381577	187
372869	77	374545	47	381619	47
372893	37	374615	187	381675	41
372894	37	374616	191	381676	225
372898	37	374617	167	381886	51
372906	191	374618	191	381893	171
372911	87	374756	197	382023	81
372912	87	374787	45	382057	93
372949	37	374788	45	382113	93
372959	223	374789	45	382118	79
372960	223	374790	45	382153	93
372964	213	374808	37	382157	49
372965	223	374837	71	382213	229
372966	223	374840	71	382225	229
372999	167	374978	45	382232	93
373124	29	374979	45	382266	167
373129	29	375031	85	382267	167
373130	29	375128	157	382337	49
373137	195	375252	41	382349	229
373152	29	375272	89	382351	77
373177	225	375276	99	382418	135
373183	153	375283	135	382425	55
373187	45	375284	135	382586	55
373193	191	375562	99	382639	63
373220	27	375563	99	382699	343
373227	211	375659	35	382700	343
373302	81	375661	35	382701	343
373304	81	376040	143	382702	343
373403	85	376074	33	382751	307
373422	37	376075	33	382752	55
373476	45	376172	167	382776	55
373518	51	376173	167	382782	187
373523	79	376174	187	382838	171
373582	185	376175	199	382915	59
373694	83	376176	171	383002	343
373747	235	376178	193	383200	215
373749	235	376179	193	383408	33
373819	33	376180	193	383424	337
373890	79	376184	201	383436	27
373906	235	376185	331	383697	51
373907	235	376188	203	383705	261
373920	129	376189	203	383898	233
373928	227	376190	203	383900	233
373929	227	376191	329	383945	33
373930	227	376248	51	383946	33
373934	227	376374	85,113	384038	173
373936	317	376395	189	384055	173
373968	235	376396	225	384087	187
373986	235	376452	99	384088	167
373987	235	376488	233	384100	167
374002	235	377742	307	384133	275,293
374003	235	377743	307		341
374004	235	377744	307	384136	341
374024	235	378354	87	384141	337
374027	85,147	380162	41	384143	337
374066	235	380176	233	384144	337
374101	129	380447	81	384145	337
374105	175	380660	177	384147	337
374163	87	380661	33	384176	341

Part Number	Page	Part Number	Page	Part Number	Page
384397	71	388522	345	483240	133
384498	23	388523	345	483241	131
384589	339	388524	345	483243	131
384672	337	388561	345	483244	163
384673	337	388775	345	483245	163
384674	337	389004	345	483246	131
384775	55	389109	345	483322	89
384820	63	389110	345	483370	89
384835	341	389111	345	483371	89
384869	205	413074	337	483372	89
384877	337	416004	221	483409	133
384878	275	416034	229	483411	153
384879	337	433830401	87	483484	93
384880	275	450067	335	483486	93
384897	341	450122	21	483490	153
384907	29	465013	225	483493	93
384927	275	470021	167	483513	155
384954	343	475064	29	499266	79
384958	343	480446	149	499444	55
385163	337	480447	149	500001	221
385264	193	480449	149	500002	57
385339	47	480450	149	500004	37
385340	317	480457	149	500006	167
385406	205	480468	149	500012	41,247
385407	205	481131	103,121		249,267
385442	273	482045	131		269,271
385538	135	482064	155		287,289
385574	337	482182	91	500013	37
385575	337	482256	153	500015	29
385576	341	482257	145	500016	51
385577	341	482318	131	500018	239
385588	341	482470	331	500019	37
385589	341	482472	155	500021	37
385590	341	482473	143	500022	43
385735	261	482511	323	500023	37
385736	281	482782	163	500024	41
385766	337	482905	133	500028	29
385769	273	482909	87	500029	79
385905	337	482913	87	500030	29
385906	337	482914	87	500031	31
385907	341	482917	143	500037	35
385908	337	482918	143	500040	29
385909	337	482938	153	500041	59
385932	211	482940	155	500043	29
385940	337	482942	153	500044	201
386037	29	482944	153	500046	137
386055	337	482955	87	500047	37
386084BR	307	482968	131	500048	81
386084CN	307	482980	331	500049	71
386084DE	307	482982	131	500050	77
386084DK	307	482990	143	500053	29
386084EN	307	482992	145	500055	27
386084ES	307	482993	145	500061	143
386084FI	307	482995	143	500068	153
386084FR	307	482997	153	500070	71
386084GR	307	483013	325	500074	27
386084IS	307	483015	325	500075	29
386084IT	307	483020	323	500076	71
386084NL	307	483046	323	500077	87
386084NO	307	483047	323	500085	27
386084PT	307	483048	323	500086	189
386084SE	307	483060	87	500091	95
386128	217	483071	87	500093	71
386272	71	483107	133	500104	27
386352	71	483124	87	500105	167
386530	337	483140	131	500109	33
386994	41	483141	131	500111	27
387487	41	483145	131	500117	321
387497	205	483153	131	500122	77
387498	205	483159	153	500133	71
387981	345	483230	131	500134	321
387982	345	483231	155	500153	235
387988	345	483234	129	500161	337
388026	43	483235	129	500163	97
388468	337	483237	97	500169	221
388469	337	483238	87	500170	233
388470	337	483239	97	500180	233

Part Number	Page	Part Number	Page	Part Number	Page
500187	59	603001	213	901191	59
500189	235	603006	87	901209	203
500191	27	603009	145	901224	187
500194	87	603012	31	901225	187
500195	33	603019	39	901226	173
500196	321	603020	37	901227	187
500197	321	603023	87	901228	187,255
500198	225	615041	221		
500228	209	615043	131	901229	187
500239	167	615076	29	901240	187
500267	83	624004	211	901256	187
500269	27	624005	307	901297	51
500274	77	624017	307	901298	51
500292	337	624021	209	901301	99
502036	143	629066	301	901309	51
502037	87	630008	223	901315	239,283
502047	131	630019	153		
503010	225	630035	223	901369	191
503016	187	635061	27	901431	51
508001	251	747487	77	901453	103
508019	71	747691	77	901454	103
508020	173	791077	173	901463	119
508042	35	791125	57,65	901718	103
508056	223	791126	57	901720	115
508084	71	791127	55	901721	103
508092	225	791128	57	901722	103
508095	77	791130	55	901725	105,117
508096	77	791134	55	901727	105
513003	223	791135	57	901728	105
513008	29	791166	205	901765	203
513012	47	791172	337	901766	167
513013	209	791226	261	901767	187
513014	97	791253	189	901832	339
513025	251	791279	309	901837	51
513027	345	791304	29	901841	51
513028	29	791389	193	901993	191
516051	213	791594	345	901994	191
527002	71	791642	307	902064	191
533010	331	791665	337	902066	193
533024	221	791709	29	902163	209
533030	193	791916	197	902164	209
533038	81	791933	71	902166	29
535003	329	801198	97	902173	337
535005	239	801567	167	902192	229
535008	335	801781	153	902194	229
535053	37	813316	143	902203	225
541535	239	813429	143	902223	49
541702	247	813443	143	902227	193
541703	203	813444	137	902284	41
570002	189	813500	323	902285	143
570004	29	813618	119	902286	143
570005	43	813791	79	902287	235
570006	31	813822	107	902379	131
570007	163	814071	57	902508	297
570008	47	843317	307	902520	37
570019	225	892446	143	902528	189
573004	225	900229	131	902559	77
573008	223	900455	87	902566	345
586001	37,169	900528	189	902803	201
		900569	29	902843	77
586002	29	900700	253	902861	149
586003	37	900775	73	902862	149
586018	33	900790	191	902866	29
586019	31	900791	191	902882	141
586021	301	900792	191	902916	47
586022	209	900793	191	902917	47
600001	241	900794	191	902918	47
600002	187	900798	169	902928	103
600004	211	900904	203	902937	139
600006	195	900991	157	902940	109
600007	131	900992	157	902959	119
600008	29	900998	299	902977	109
600011	71	900999	299	903010	51
600014	209	901128	227	903082	145
600016	151	901155	97	903241	169
601001	193	901182	191	903290	27
601003	37	901183	191	903320	77

Part Number	Page	Part Number	Page	Part Number	Page
903340	37	903927	179	904523	239
903341	37	903936	37	904556	29
903342	47	903937	37	904557	29
903344	37	903938	7	904563	337
903345	47	903961	175	904567	227
903422	153	903969	297	904586	99
903423	307	903970	187	904588	329
903424	307	903987	25,67	904597	189
903425	307	903989	87	904614	89
903436	175	903990	233	904619	233
903459	129	904004	87	904637	79
903460	143	904010	91	904639	29
903523	47	904015	173	904640	89
903524	97	904016	179	904650	189
903540	51	904031	171	904653	345
903541	51	904032	167	904663	23
903543	51	904036	167	904697	209
903546	73	904037	167	904698	57
903599	175	904038	195	904703	27
903600	175	904039	191	904704	189
903601	175	904041	171	904707	81
903602	175	904044	167	904719	29
903619	151	904049	97	904726	135
903625	187	904051	163	904734	41
903626	51	904056	97	904735	41
903627	187	904059	79	904800	213
903631	167	904060	79	904808	51
903653	175	904069	307	904835	307
903657	177	90407400	77	904845	95
903658	175	904083	321	904862	77
903678	175	904092	307	904870	307
903682	81	904104	79	904871	153
903683	81	904107	51	904872	153
903684	81	904110	87	904878	55
903685	81	904115	145	904901	49
903712	81	904116	51	904906	343
903716	183	904138	163	904907	345
903731	211	904140	203	904908	345
903733	29	904143	151	904909	345
903736	233	904145	151	904913	47
903741	187	904164	161	904914	47
903742	331	904165	337	904939	303
903743	331	904180	233	904940	303
903744	31	904206	49	904969	303
903768	195	904207	175	904970	303
903769	57	904208	175	904983	81
903773	145	904209	45	904985	81
903774	91	904213	87	904989	187
903782	243,245	904214	337	908110	187
		904228	29	908184	221
903792	233	904229	37	908187	221
903799	225	904230	27	908189	221
903802	251	904231	27	908190	221
903803	239	904232	27	908193	225
903804	253	904233	27	908200	225
903805	251	904234	233	908205	157
903806	239	904281	37	908206	157
903807	239	904287	235	908207	157
903808	239	904288	235	908209	157
903809	239	904313	193	908210	157
903812	145	904315	193	908211	157
903813	153	904316	193	908212	157
903824	203	904317	193	908213	157
903831	145	904318	193	908214	157
903838	73	904327	307	908229	307
903844	27	904330	27	908249	245
903852	343	904331	27	908253	245
903856	37	904332	227	908254	245
903857	37	904338	227	908255	245
903875	183	904339	227	908256	245
903876	177	904341	31	908257	245
903879	329	904342	31	908258	245
903886	57	904343	31	908259	245
903907	227	904357	27	908260	251
903914	215	904405	47	908261	251
903917	213	904448	331	908262	245
903918	213	904496	91	908263	251

Part Number	Page	Part Number	Page	Part Number	Page
908264	245	908523	239	908598	253
908265	301	908524	239	908599	253
908266	195	908525	243	908600	253
908267	195	908526	243	908601	253
908268	239	908527	243	908602	255
908269	249	908528	243	908603	255
908270	249	908529	243,265	908604	255
908271	247		285	908605	255
908272	247	908530	243	908606	255
908273	247	908531	243	908607	255
908278	247	908532	243	908608	255
908279	247	908533	243	908609	255
908280	247	908534	243	908610	255
908281	249	908535	243	908611	255
908282	249	908536	243	908612	255
908284	251	908537	243	908613	255
908285	251	908538	243	908614	255
908286	251	908539	243	908615	255
908287	251	908540	243	908616	255
908295	77	908541	243	908617	255
908299	77	908542	243	908618	255
908300	77	908543	243	908619	255
908353	245	908544	243	908620	255
908354	251	908545	245	908621	255
908355	301	908546	245,263	908622	255
908356	297			908623	297
908357	297	908547	245	908624	297
908358	297	908548	245	908625	301
908359	199	908549	245	908626	301
908361	301	908550	245	908627	301
908362	247	908551	245	908663	335
908363	249	908552	245	908664	333
908364	249	908553	245	908676	333
908378	103	908554	245	908677	333
908399	79	908555	245	908678	333
908400	11	908556	245	908679	333
908401	11	908557	245	908680	333
908417	153	908558	247	908681	333
908418	153	908559	247	908682	333
908428	119	908560	247	908683	333
908432	103	908561	247	908684	333
908445	117	908562	247	908685	333
908448	105	908563	247	908686	333
908449	105	908564	247	908687	333
908452	79	908565	249	908688	333
908454	101	908566	251	908689	333
908455	107	908567	251	908690	333
908457	109	908568	251	908691	333
908494	239	908569	251	908692	333
908495	239	908570	251	908694	333
908496	239	908571	251	908696	333
908497	239	908572	251	908697	333
908498	239	908573	251	908698	333
908499	239	908574	251	908699	333
908500	239	908575	251	908700	333
908501	239	908576	271	908701	333
908502	239	908577	251	908702	333
908503	239	908578	251	908703	333
908504	239	908579	251	908704	333
908505	239	908580	251	908705	333
908506	239	908581	251	908706	335
908507	239	908582	251	908707	157
908508	239	908583	251	908764	263
908509	239	908584	251	908771	109
908510	239	908585	253	908772	109
908511	239	908586	253	908773	109
908512	239	908587	253	908774	109
908513	239	908588	253	908775	109
908514	239	908589	253	908787	321
908515	239	908590	253	908805	125
908516	239	908591	253	908808	125
908517	239	908592	253	908809	125
908518	239	908593	253	908810	125
908519	239	908594	253	908811	125
908520	239	908595	253	908812	125
908521	239	908596	253	908813	125
908522	239	908597	253	908814	125

Part Number	Page	Part Number	Page	Part Number	Page
908815	125	909305	321	909436	105
908816	125	909306	321	909437	107
908817	125	909307	321	909438	109
908818	125	909308	321	909439	109
908819	125	909309	321	909440	109
908821	125	909310	321	909441	109
908822	125	909311	321	909442	109
908824	125	909312	321	909444	109
908825	125	909313	321	909445	109
908831	125	909344	109	909446	109
908832	125	909349	103	909447	109
908833	125	909367	105	909448	109
908834	125	909368	77	909449	109
908836	125	909369	77	909450	109
908837	125	909371	77	909465	321
908839	125	909373	103	909466	321
908840	125	909374	103	909467	321
908841	125	909375	103	909471	109
908842	125	909376	103	909472	109
908843	125	909377	103	909473	109
908844	125	909378	103	909474	109
908845	125	909379	103	909475	109
908846	125	909380	103	909476	109
908847	125	909381	103	909477	109
908850	125	909382	103	909478	109
908851	125	909383	103	909485	109
908853	125	909384	103	909510	239
908854	125	909385	103	909533	67
908986	251	909386	103	909535	213
908987	251	909387	103	909536	213
908993	245	909388	103	909638	109
909122	225	909389	103	909641	105
909152	201	909390	103	909642	105
909201	139	909391	103	909643	105
909202	139	909392	103	909644	109
909203	139	909393	103	909652	105
909204	139	909394	103	909745	221
909205	139	909395	103	909746	221
909206	139	909396	103	909747	225
909207	139	909397	103	909748	225
909208	139	909398	103	909749	225
909211	149	909399	103	909750	225
909212	149	909400	103	909751	225
909213	149	909401	103	910161	87
909214	149	909402	103	910706	109
909215	109	909403	103	910995	35
909216	139	909404	103	911456	183
909217	139	909405	103	911620	149
909230	131	909406	103	920775	51
909237	321	909407	103	921022	145
909238	109	909408	103	921031	195
909239	103	909409	103	921036	337
909243	107	909410	103	921039	195
909256	105	909411	105	921044	331
909257	105	909412	107	921047	59
909267	51	909413	107	921050	77
909274	321	909414	105	921063	77
909275	321	909415	107	921080	81
909276	321	909416	105	921104	167
909277	321	909417	107	921423	51
909278	321	909418	107	922325	225
909279	321	909419	107	923087	103
909280	321	909420	107	923253	37
909281	321	909421	107	923378	143
909288	321	909422	105	923680	51
909289	321	909423	105	923681	55
909290	321	909424	105	923683	51
909291	321	909425	105	923684	55
909292	321	909426	105	923734	51
909293	321	909428	105	923735	51
909294	321	909429	105	923859	51
909298	321	909430	105	923876	51
909299	321	909431	105	923962	51
909301	321	909432	105	923976	187
909302	321	909433	105	923984	51
909303	321	909434	105	924544	47
909304	321	909435	105	924585	87

Part Number	Page	Part Number	Page	Part Number	Page
924731	143	935065	333	937403	245
924823	211	935066	333	937404	245
924996	51	935067	333	937405	245
925208	27	935068	333	937406	251
925599	47	935069	333	937407	251
925713	185	935070	333	937408	251
925723	163	935071	333	937620	215
925762	155	935072	333	937621	215
925802	81	935073	333	937659	157
925958	329	935074	333	937800	159
926214	23	935075	335	937801	159
926220	223	935076	335	937802	159
926611	169	935077	335	937803	159
926658	107	935078	335	937804	159
926736	71	935079	335	937806	159
926985	29	935080	335	937807	159
926989	185	935081	335	937808	159
927233	29	935082	335	937809	159
927403	303	935083	335	937810	159
927510	109	935084	335	937813	147
927645	157	935229	219	937888	125
928021	167	935230	219	937889	125
928041	29	935231	219	937892	215
928381	33	935232	219	937932	263
928445	73	935233	219	937958	221
928467	47	935234	219	938019	239
928483	327	935235	219	938023	239
928497	225	935236	219	938025	257
928502	191	935237	219	938026	257
928849	317	935238	219	938028	257
928850	27	935239	219	938029	257
929012	149	935240	219	938080	99
929013	149	935241	219	938263	321
929014	149	935242	219	938306	55
929023	167	935243	219	938307	55
929122	87	935244	251	938311	333
929191	57	935339	11	938548	5
929226	87	935589	261	938549	5,9
929322	7	935613	213	938550	5
929419	51	935614	213	938558	13
929447	15	935615	213	938565	263
929455	191	935662	77	938566	263
929863	23	935663	77	938567	263
930150	167	935771	221	938583	11
930151	345	935772	221	938597	339
930154	177	935773	221	938598	339
930161	183	935780	141	938599	339
930163	177	935781	141	938600	339
930166	183	935782	141	938602	339
930192	183	935783	141	938603	339
930200	189	936004	321	938608	275
932032	189	936005	321	938611	275
932050	177	936006	321	938612	283
932056	183	936145	157	938613	283
932057	183	936147	77	938614	283
932058	177	936267	151	938615	283
932059	183	936268	151	938616	283
935045	333	936277	261	938619	341
935046	333	936283	213	938620	275
935047	333	936553	115	938622	275
935048	333	936711	333	938623	341
935049	333	937106	193	938624	341
935050	333	937107	193	938631	341
935051	333	937108	193	938632	275
935052	333	937109	193	938634	275
935053	333	937136	115	938636	275
935054	333	937138	115	938637	341
935055	333	937139	117	938638	275
935056	333	937165	303	938643	341
935057	333	937395	245	938644	275
935058	333	937396	245	938647	275
935059	333	937397	245	938660	261
935060	333	937398	245	938676	261
935061	333	937399	245	938677	265
935062	333	937400	245	938678	261
935063	333	937401	245	938679	261
935064	333	937402	245	938687	277

Part Number	Page	Part Number	Page	Part Number	Page
938691	273	939711	41		
938779	275	947689	317		
938780	275	947693	337		
938781	275	947712	27		
938783	275	960273	167		
938784	275	960275	169		
938787	341	960792	189		
938788	275	985012	177		
938789	275	985013	191		
938790	275	985014	191		
938806	265	985051	239		
938807	265	985117	239		
938808	265	985126	201		
938809	265	985146	177		
938810	265	989151	143		
938811	265	991657	307		
938812	265	991658	307		
938813	265	999011	201		
938814	285	999027	167		
938815	285				
938816	285				
938817	285				
938818	285				
938834	263				
938835	263				
938836	263				
938837	263				
938838	263				
938839	283				
938840	283				
938841	283				
938842	261				
938843	261				
938844	261				
938845	261				
938846	261				
938847	261				
938848	281				
938850	281				
938851	281				
938852	281				
938853	277				
938854	277				
938855	277				
938856	277				
938864	275				
938865	275				
938867	275				
938871	273				
938872	273				
938873	273				
938874	273				
938880	13				
938891	13				
938901	13				
938917	13				
938938	275				
938939	275				
938940	275				
938941	275				
938942	275				
938943	275				
938944	275				
938945	275				
938946	275				
938947	275				
938948	275				
938949	275				
938950	275				
938951	275				
938952	275				
938953	275				
938954	275				
938955	275				
939098	77				
NI 10939516	7				
939710	41				

