



Part of the Atlas Copco Group

DYNAPAC GmbH

Ammerländer Strasse 93
26203 Wardenburg / Germany
Tel.: +49 4407 / 972 - 0
Fax : +49 4407 / 972 - 228

Seite / Page: 1

www.DYNAPAC.com

<i>Customer No.</i> 12301900	<i>End User</i>	<i>Order No.</i> C663534	<i>Delivery Date</i> 24.10.2008
<i>Paver Type / Serial No.</i> F121W/D 3A / 634.229 / CON		<i>Screed Type / Serial No.</i> VB510TV / 6148063	
<i>Engine</i> DEUTZ TCD2012L06 120kW COMIII		<i>Engine Serial No.</i> 10690991	

**INHALTSVERZEICHNIS
TABLE OF CONTENTS**

**Bemerkungen
Notes**

**F121W/D s/n 634.229 -
VB510TV s/n 6148063**

Grp. 01, Main Frame

634-01100	Frame, compl.
635-01106	Push roller beam
635-01120A	Mounting parts
772-01145	Side screed arm lock
637-01160	Laying thickness indicator

Grp. 02, Rear axle

634-02113	Rear wheel drive
951025567	Planetary gear
966025098	Adjust. motor
634-02116	Rear wheel, compl.

Grp. 03, Steering compl.

634-03108	Steering
722-03109	Steering, operator panel
758-03110	Seat console standard, compl.
953-03400	Seats, compl.

**Grp. 03, Front wheel,
compl.**

656-03119	Front wheel
-----------	-------------

Grp. 03, Operator desk

654-03210	Operator desk, moveable
-----------	-------------------------

**Grp. 04, Side Screed Arms
compl.**



Part of the Atlas Copco Group

www.DYNAPAC.com

DYNAPAC GmbH

Ammerländer Strasse 93
26203 Wardenburg / Germany
Tel.: +49 4407 / 972 - 0
Fax : +49 4407 / 972 - 228

Seite / Page: 2

Customer No. 12301900	End User	Order No. C663534	Delivery Date 24.10.2008
Paver Type / Serial No. F121W/D 3A / 634.229 / CON		Screed Type / Serial No. VB510TV / 6148063	
Engine DEUTZ TCD2012L06 120kW COMIII		Engine Serial No. 10690991	

**INHALTSVERZEICHNIS
TABLE OF CONTENTS**

**Bemerkungen
Notes**

635-04100A

Side screed arms, compl. -----

Grp. 05, Conveyor compl. -----

635-05102

Conveyor turn -----

635-05104A

Conveyor plates -----

654-05104

Conveyor gear with Dipstick -----

757-05105

Drive for conveyor gear -----

756-05107

Limit switch conveyor -----

635-05115

Chain guide, chain -----

635-05120

Conveyor drive -----

Grp. 06, Hopper -----

635-06111

Hopper, compl. -----

756073000

Cover flap left, compl. -----

756073100

Cover flap right, compl. -----

635-06129

Dump plate -----

Grp. 07, Engine -----

900-07072

Engine -----

634-07901

Service parts -----

Grp. 07, Drive -----

637-07149B

Tank attachment, compl. -----

634-07160B

Water- oil- air- cooler -----

634-07171A

Silencer, compl. -----

634-07181A

Mounting part for air cleaner -----



Part of the Atlas Copco Group

www.DYNAPAC.com

DYNAPAC GmbH

Ammerländer Strasse 93
 26203 Wardenburg / Germany
 Tel.: +49 4407 / 972 - 0
 Fax : +49 4407 / 972 - 228

Seite / Page: 3

<i>Customer No.</i> 12301900	<i>End User</i>	<i>Order No.</i> C663534	<i>Delivery Date</i> 24.10.2008
<i>Paver Type / Serial No.</i> F121W/D 3A / 634.229 / CON		<i>Screed Type / Serial No.</i> VB510TV / 6148063	
<i>Engine</i> DEUTZ TCD2012L06 120kW COMIII		<i>Engine Serial No.</i> 10690991	

**INHALTSVERZEICHNIS
TABLE OF CONTENTS**

**Bemerkungen
Notes**

634-07183	Air guide plate, compl. -----	
634-07194A	Engine frame -----	
635-07196	Fuel equipment -----	
635-07199	Fuel tank assy. -----	
635-07310	Oil drain, cpl. -----	
	Grp. 07, Split gear box -----	
634-07511	Split gear box -----	
967045559	Tandem pump -----	
967190154	Pump -----	
967107340	Pump -----	
967107109	Pump -----	
967007970	Pump -----	
	Grp. 08, Hydraulic -----	
634-08002	Valve view -----	
634-08100	Steering -----	
635-08111	Auger -----	
634-08117	Levelling -----	
963176072	Hydr. block, compl. -----	
635-08121A	Hydraulic oil tank -----	
964047058	Return/succion filter, compl. -----	
635-08126	Manifold -----	
635-08127	Screed lift -----	
963155262	Valve block -----	
634-08129A	Work hydraulic -----	
635-08135	Conveyor -----	



Part of the Atlas Copco Group

www.DYNAPAC.com

DYNAPAC GmbH

Ammerländer Strasse 93
26203 Wardenburg / Germany
Tel.: +49 4407 / 972 - 0
Fax : +49 4407 / 972 - 228

Seite / Page: 4

<i>Customer No.</i> 12301900	<i>End User</i>	<i>Order No.</i> C663534	<i>Delivery Date</i> 24.10.2008
<i>Paver Type / Serial No.</i> F121W/D 3A / 634.229 / CON		<i>Screed Type / Serial No.</i> VB510TV / 6148063	
<i>Engine</i> DEUTZ TCD2012L06 120kW COMIII		<i>Engine Serial No.</i> 10690991	

**INHALTSVERZEICHNIS
TABLE OF CONTENTS**

**Bemerkungen
Notes**

963155264	Valve block, compl. -----	
635-08141A	Vibration -----	
635-08143A	Tamper -----	
634-08190	Drive control unit -----	
963155268	Valve block -----	
963176087	Steering block -----	
634-08273	Test ledge, compl. -----	
635-08431	Hose bundle screed -----	
634-08610	Master view cylinder -----	
635910410	Hydraulic cylinder -----	
965080294	Cylinder, compl. -----	
20007633	Hydraulic cylinder -----	
635090610	Hydraulic cylinder -----	
965172947	Cylinder -----	
635091010	Hydraulic cylinder -----	
990196400	Hydraulic cylinder -----	
635090810	Hydraulic cylinder -----	
990195500	Hydraulic cylinder -----	
678598	Hydraulic cylinder -----	
990197000	Hydraulic cylinder -----	
	Grp. 09, Electric Diagrams -----	
635-09195	Terminal holder -----	
634-09500	Lighting -----	
654100566	End- brake- and flasher light -----	
634-09505	Drive control unit -----	
635-09516	Levelling -----	
635-09519	Hopper -----	
635-09530	Tamper -----	
635-09535	Vibration -----	



Part of the Atlas Copco Group

www.DYNAPAC.com

DYNAPAC GmbH

Ammerländer Strasse 93
26203 Wardenburg / Germany
Tel.: +49 4407 / 972 - 0
Fax : +49 4407 / 972 - 228

Seite / Page: 5

<i>Customer No.</i> 12301900	<i>End User</i>	<i>Order No.</i> C663534	<i>Delivery Date</i> 24.10.2008
<i>Paver Type / Serial No.</i> F121W/D 3A / 634.229 / CON		<i>Screed Type / Serial No.</i> VB510TV / 6148063	
<i>Engine</i> DEUTZ TCD2012L06 120kW COMIII		<i>Engine Serial No.</i> 10690991	

**INHALTSVERZEICHNIS
TABLE OF CONTENTS**

**Bemerkungen
Notes**

635-09540B	Screed functions -----	
634-09552	Differential lock -----	
635-09555	Conveyor, auger -----	
635104240	Set value box compl., left -----	
635104242	Set value box compl., right -----	
635-09560	Engine -----	
635-09564	Electron. engine governor -----	
722-09565	Limit switch auger -----	
722-09570	Limit switch conveyor -----	
635-09576	Power supply for add. functions -----	
635-09600	Electric mounting parts -----	
	Grp. 09-1, options electric equipment -----	
614-09867	Remote control -----	
635-09601	Add. lights -----	
	Grp. 10, Operator platform -----	
634-10105	Guard plates, compl. -----	
634-10109	Footwell, compl. -----	
634-10110	Side panelling, compl. -----	
758-10113	Step -----	
635-10125	Mounting parts -----	
635-10130	Engine hood -----	



Part of the Atlas Copco Group

DYNAPAC GmbH

Ammerländer Strasse 93
26203 Wardenburg / Germany
Tel.: +49 4407 / 972 - 0
Fax : +49 4407 / 972 - 228

Seite / Page: 6

www.DYNAPAC.com

Customer No.
12301900

End User

Order No.
C663534

Delivery Date
24.10.2008

Paver Type / Serial No.
F121W/D 3A / 634.229 / CON

Screed Type / Serial No.
VB510TV / 6148063

Engine
DEUTZ TCD2012L06 120kW COMIII

Engine Serial No.
10690991

**INHALTSVERZEICHNIS
TABLE OF CONTENTS**

**Bemerkungen
Notes**

635-10135 Tank hood, compl. -----

634-10151 Tool box -----

Grp. 11, Auger -----

635-11109 Auger 380 mm -----

756181600 Auger, 380 mm -----

756-11130A Auger drive -----

754-11200 Limit Switch Potentiometer -----

754-11200 Limit Switch Potentiometer -----

756-11121 Extension mounts -----

756-11130A Auger drive -----

754-11150 Grease pipelines -----

756-11160 Material guide from 7 m -----

722902600 Auger support -----

756-11161 Material guide from 8 m -----

635-11200 Limit Switch Potentiometer -----

**Grp. 12, Tools, signs and
decals -----**

634-12135 Accessories -----

654-12150 Tools -----

634-12310A Decals -----

**Grp. 13, Option, Special
Equipment -----**

634-13032 Diesel spray equipment -----

654-13102A Weather protection roof -----



Part of the Atlas Copco Group

www.DYNAPAC.com

DYNAPAC GmbH

Ammerländer Strasse 93
 26203 Wardenburg / Germany
 Tel.: +49 4407 / 972 - 0
 Fax : +49 4407 / 972 - 228

Seite / Page: 7

<i>Customer No.</i> 12301900	<i>End User</i>	<i>Order No.</i> C663534	<i>Delivery Date</i> 24.10.2008
<i>Paver Type / Serial No.</i> F121W/D 3A / 634.229 / CON		<i>Screed Type / Serial No.</i> VB510TV / 6148063	
<i>Engine</i> DEUTZ TCD2012L06 120kW COMIII		<i>Engine Serial No.</i> 10690991	

**INHALTSVERZEICHNIS
TABLE OF CONTENTS**

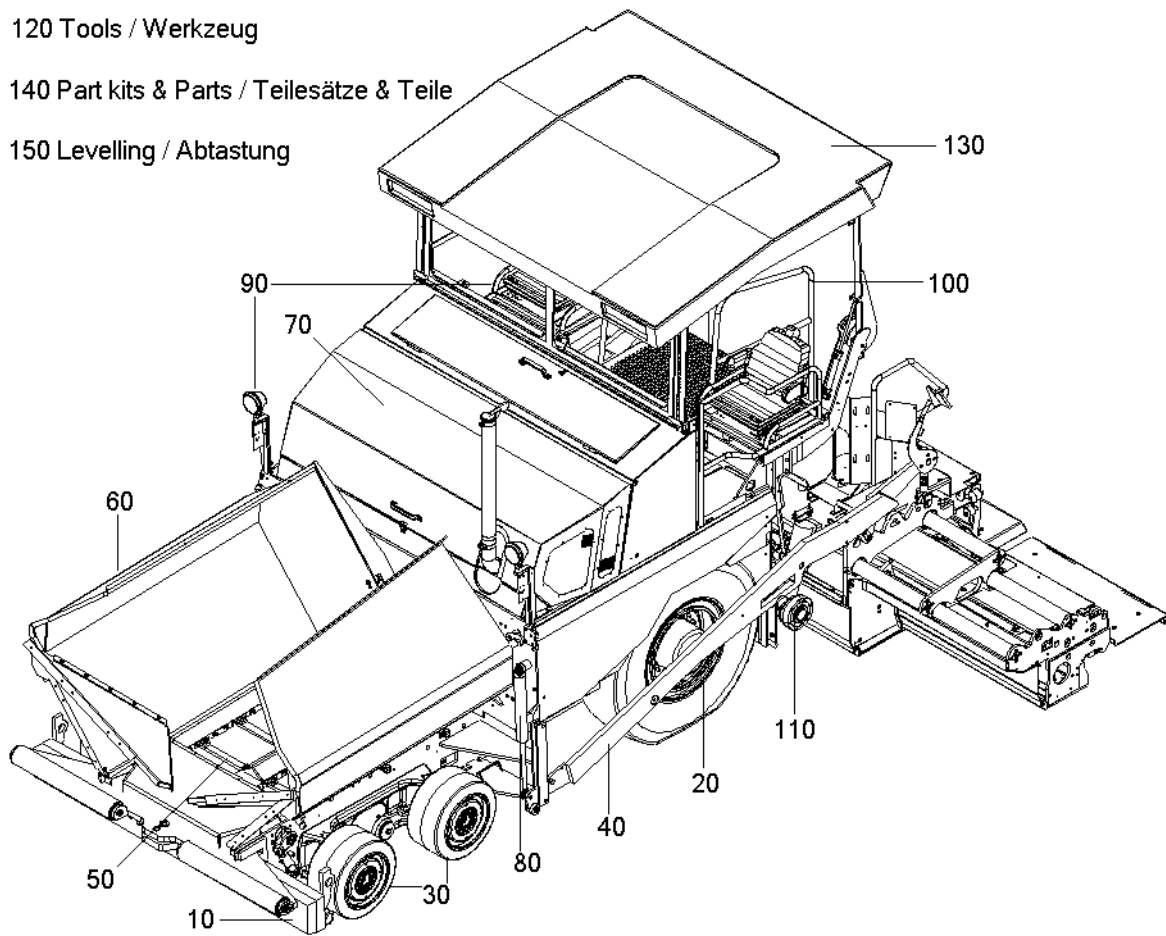
**Bemerkungen
Notes**

Grp. 14, Wear part- and maintenance kits		
634-14101	Maintenance kit, Deutz, 6-Cylinder	
299-05001	Wear part kit conveyor plates	
299-05003	Wear part kit conveyor drive	
299-05005	Wear part kit roof profile	
299-05007	Wear part kit conveyor chain	
299-11001	Wear part kit auger	
Grp. 15, Levelling		
116-5120A	Mech. parts - grade control assy.	
200-15100	Levelling bar compl., betw. side screed arms	
830-15152	Ski guideway 6 m	
874-5150	Gradeline: levellg. one-sided,el. parts	

120 Tools / Werkzeug

140 Part kits & Parts / Teilesätze & Teile

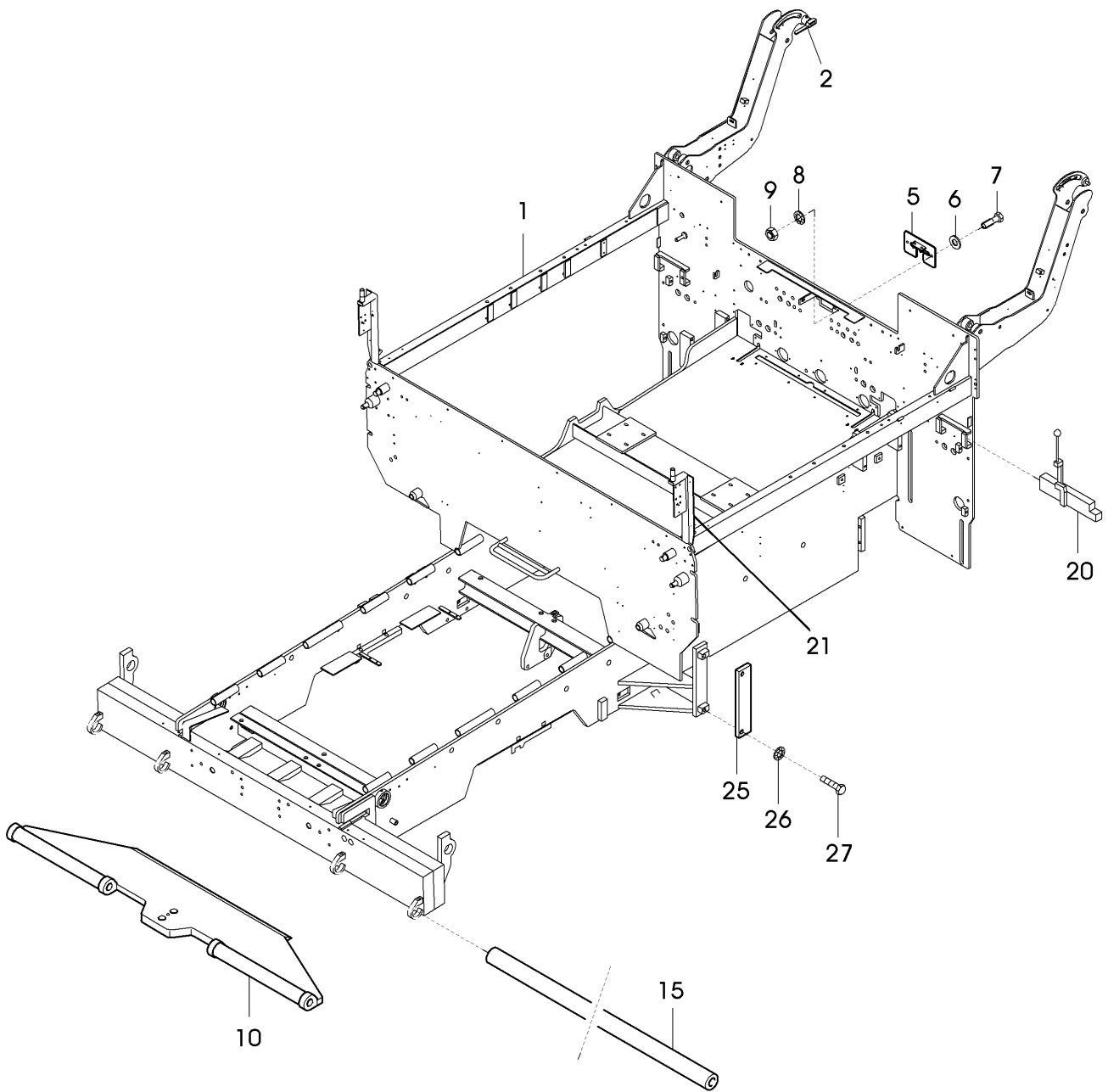
150 Levelling / Abtastung



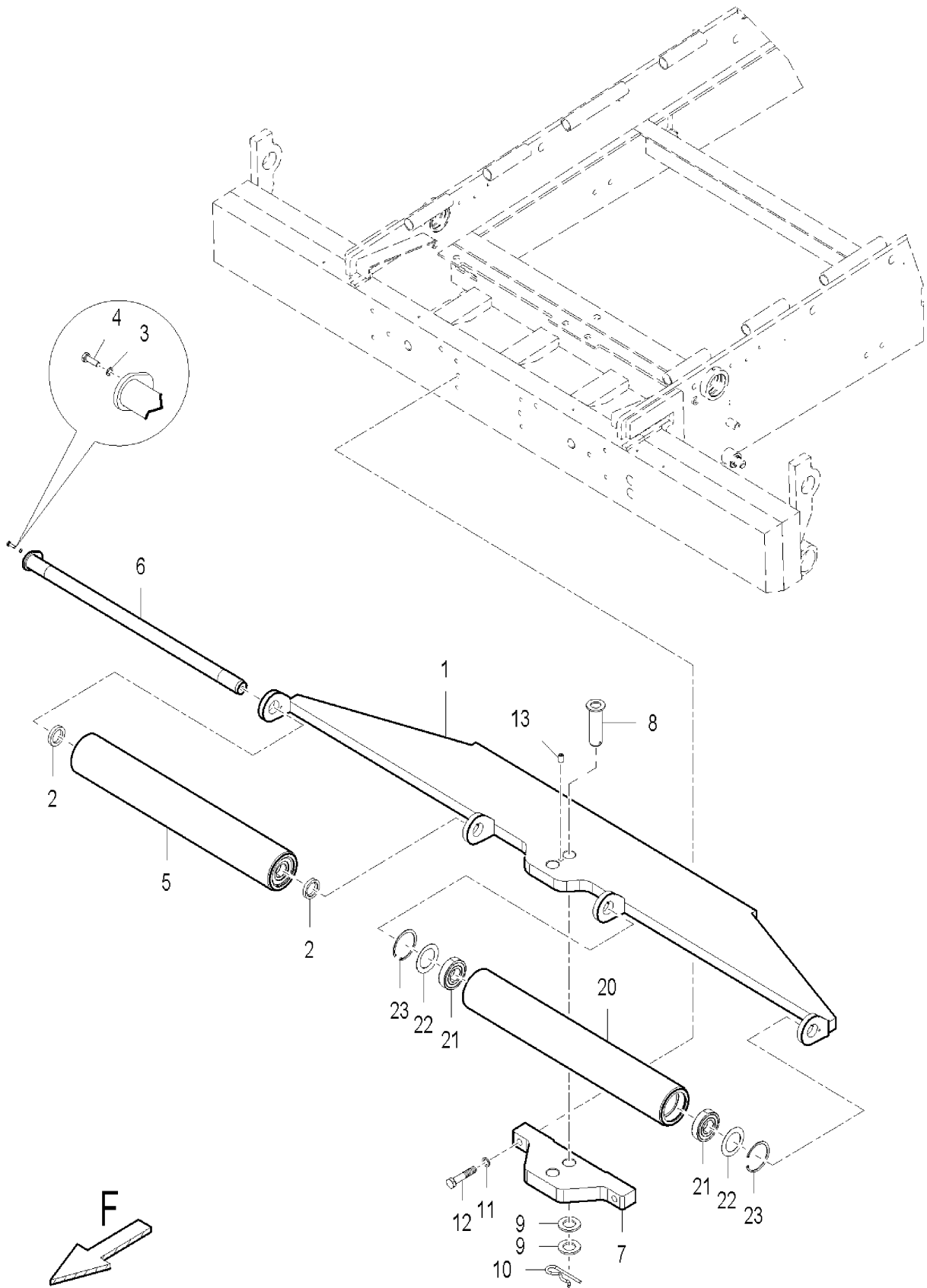
Pos. Item	Best.-Nr. Part No.	Anz. Qty.	Beschreibung Description	Bemerkung Note
10			Grp. 01, Main Frame	
20			Grp. 02, Rear axle	
30			Grp. 03, Steering compl. Grp. 03, Front wheel, compl. Grp. 03, Operator desk	
40			Grp. 04, Side Screed Arms compl.	
50			Grp. 05, Conveyor compl.	
60			Grp. 06, Hopper	
70			Grp. 07, Engine Grp. 07, Drive Grp. 07, Split gear box	
80			Grp. 08, Hydraulic	
90			Grp. 09, Electric Diagrams Grp. 09-1, options electric equipment	
100			Grp. 10, Operator platform	
110			Grp. 11, Auger	
120			Grp. 12, Tools, signs and decals	
130			Grp. 13, Option, Special Equipment	
140			Grp. 14, Wear part- and maintenance kits	
150			Grp. 15, Levelling	
			—	08.10.2008

F121W/D s/n 634.229 - VB510TV s/n 6148063

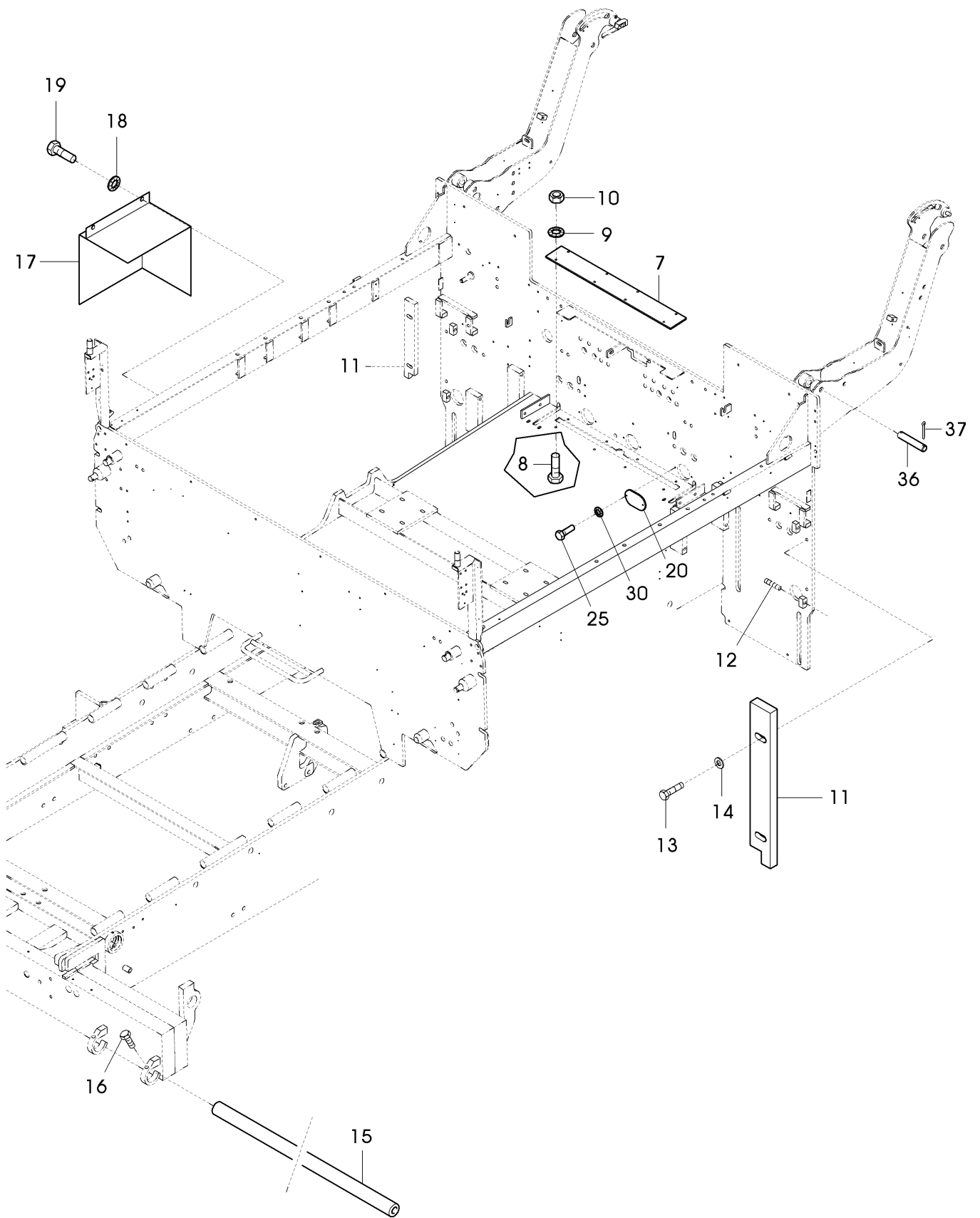
Pos. Item	Best.-Nr. Part No.	Anz. Qty.	Beschreibung Description	Bemerkung Note
1	634-01100	1	Frame, compl.	
Grp. 01, Main Frame				



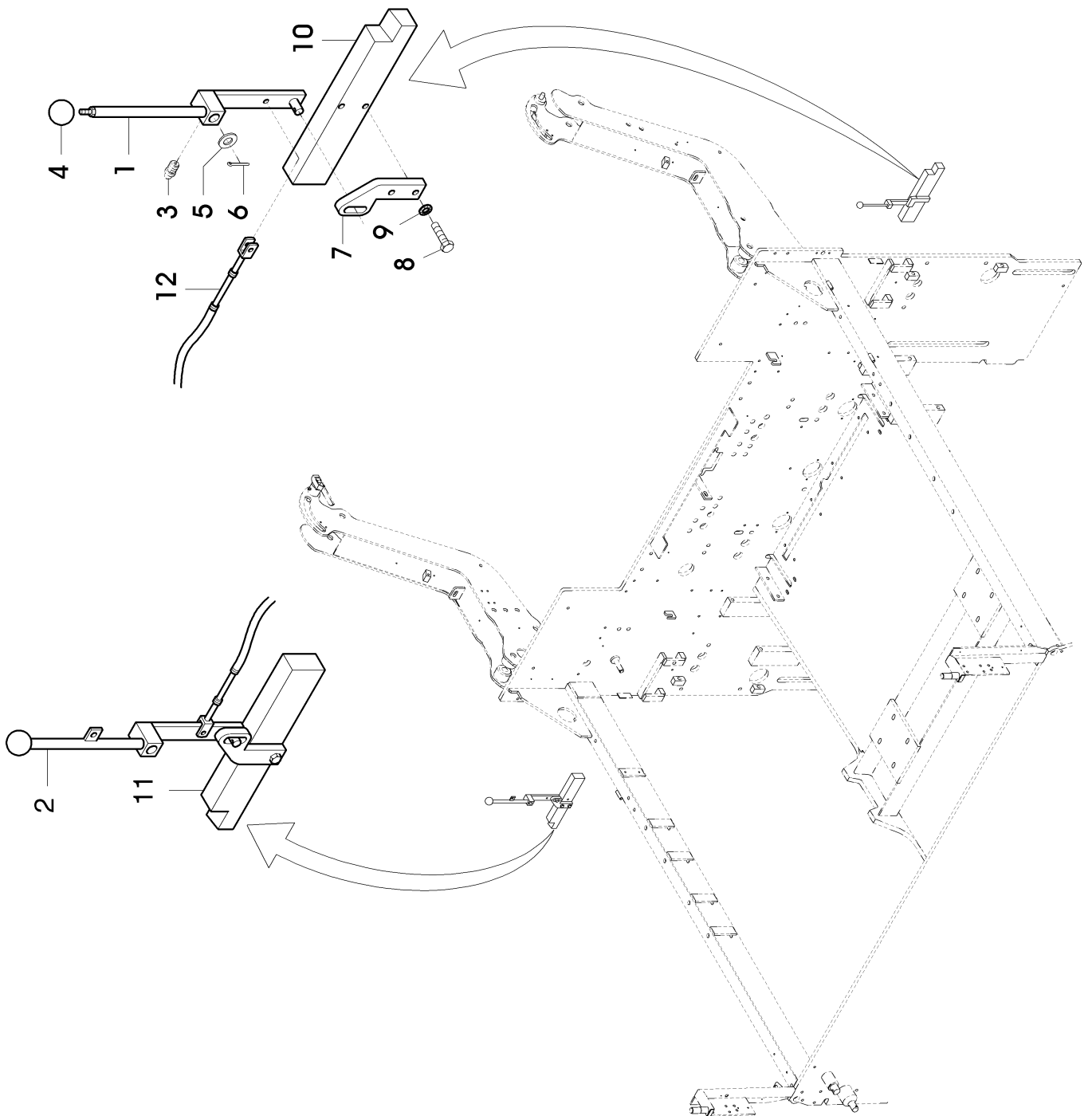
Pos. Item	Best.-Nr. Part No.	Anz. Qty.	Beschreibung Description	Bemerkung Note
	634010000		Frame, compl.	
1	634010600	1	Main frame	
2	49302734	2	Twist Lock	
5	20008149	1	Cable guide	
6	600008	2	Washer	
7	500234	2	Screw	
8	49900025	2	Screw retention	
9	49901761	2	Nut	
10	635-01106	1	Push roller beam	
15	635-01120A	1	Mounting parts	
20	772-01145	1	Side screed arm lock	
21	637-01160	1	Laying thickness indicator	
25	756011221	2	Guide rail	
26	49900037	4	Shake-proof washer	
27	938150977	4	Screw	
			–	29.06.07 BG
Frame, compl.				634-01100



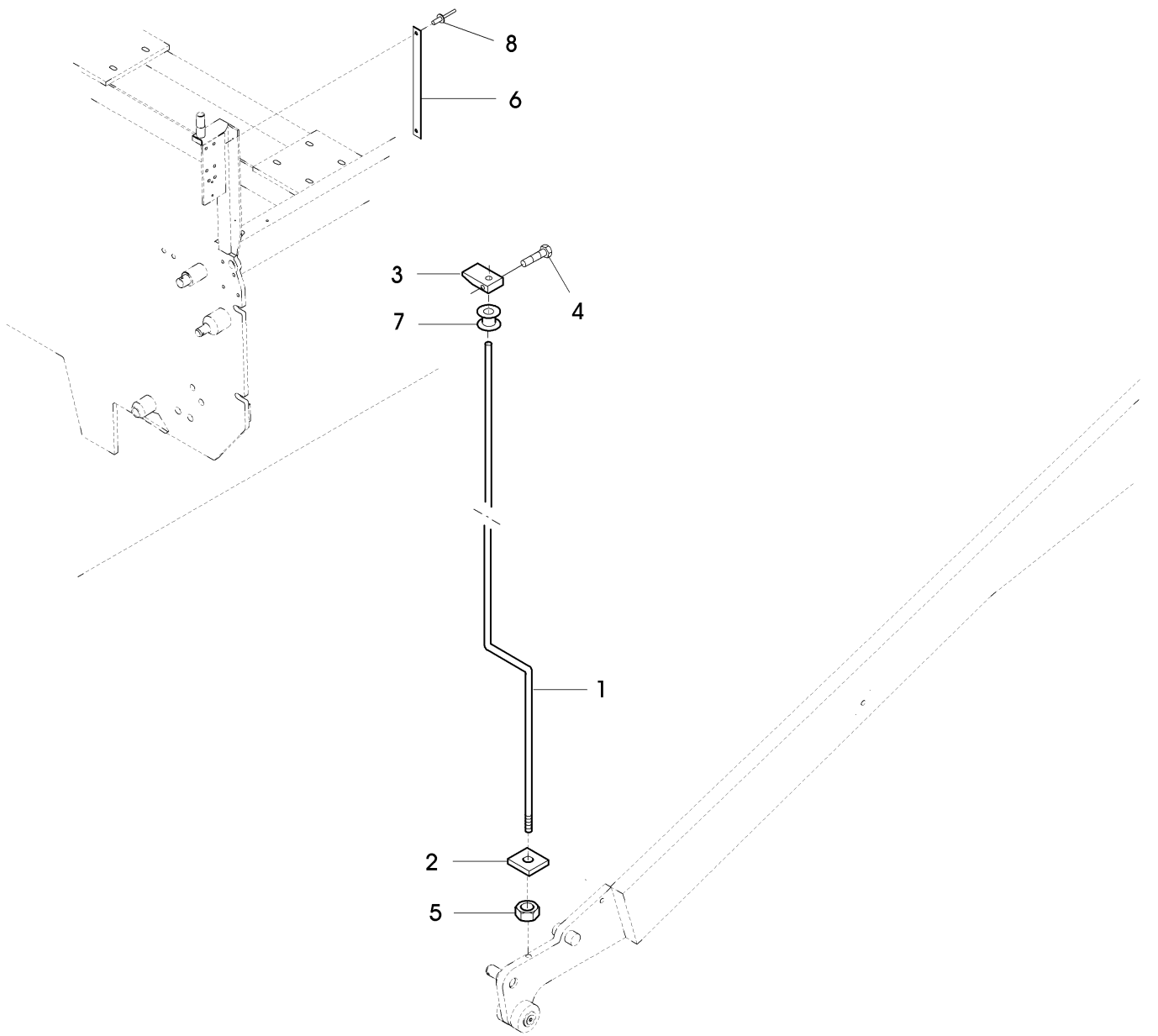
Pos. Item	Best.-Nr. Part No.	Anz. Qty.	Beschreibung Description	Bemerkung Note
	635010200		Push roller crosshead cpl.	
1	635010201	1	Traverse	
2	754010114	4	Spacer	
3	49900161	2	Screw retention	
4	500021	2	Screw	
5	635010120	2	Roller, compl.	
6	635010215	2	Bearing bolt	
7	635010220	1	Holder plate	
8	635010225	1	Bolt	
9	600019	2	Washer	
10	930205012	1	Spring pin	
11	49901853	2	Screw retention	
12	938116946	2	Hex. screw	
13	49901402	1	Threaded pin	
20	635010121	1	Roller head	
21	111038	2	Roller bearing	
22	932801310	2	Cup spring	
23	936031509	2	Circlip	
			–	22.01.07
Push roller beam				635-01106



Pos. Item	Best.-Nr. Part No.	Anz. Qty.	Beschreibung Description	Bemerkung Note
	635011100		Mounting parts	
7	635011103	1	Cover	
8	938111282	8	Screw	
9	49900161	8	Screw retention	
10	570005	8	Nut	
11	30006401	2	Adjustable strip	
12	49901371	4	Threaded pin	
13	500093	4	Screw	
14	939570522	4	Washer	
15	880010062	1	Extension	
16	938111494	4	Hex. screw	
17	635011125	1	Module cover	
18	49900161	2	Screw retention	
19	938185649	2	Hex. screw	
20	635011129	3	Cover	
25	49901569	6	Screw	
30	49900161	6	Screw retention	
36	654011115	2	Bolt	
37	936790710	4	Split pin	
			–	12.06.07 BG
Mounting parts				635-01120A

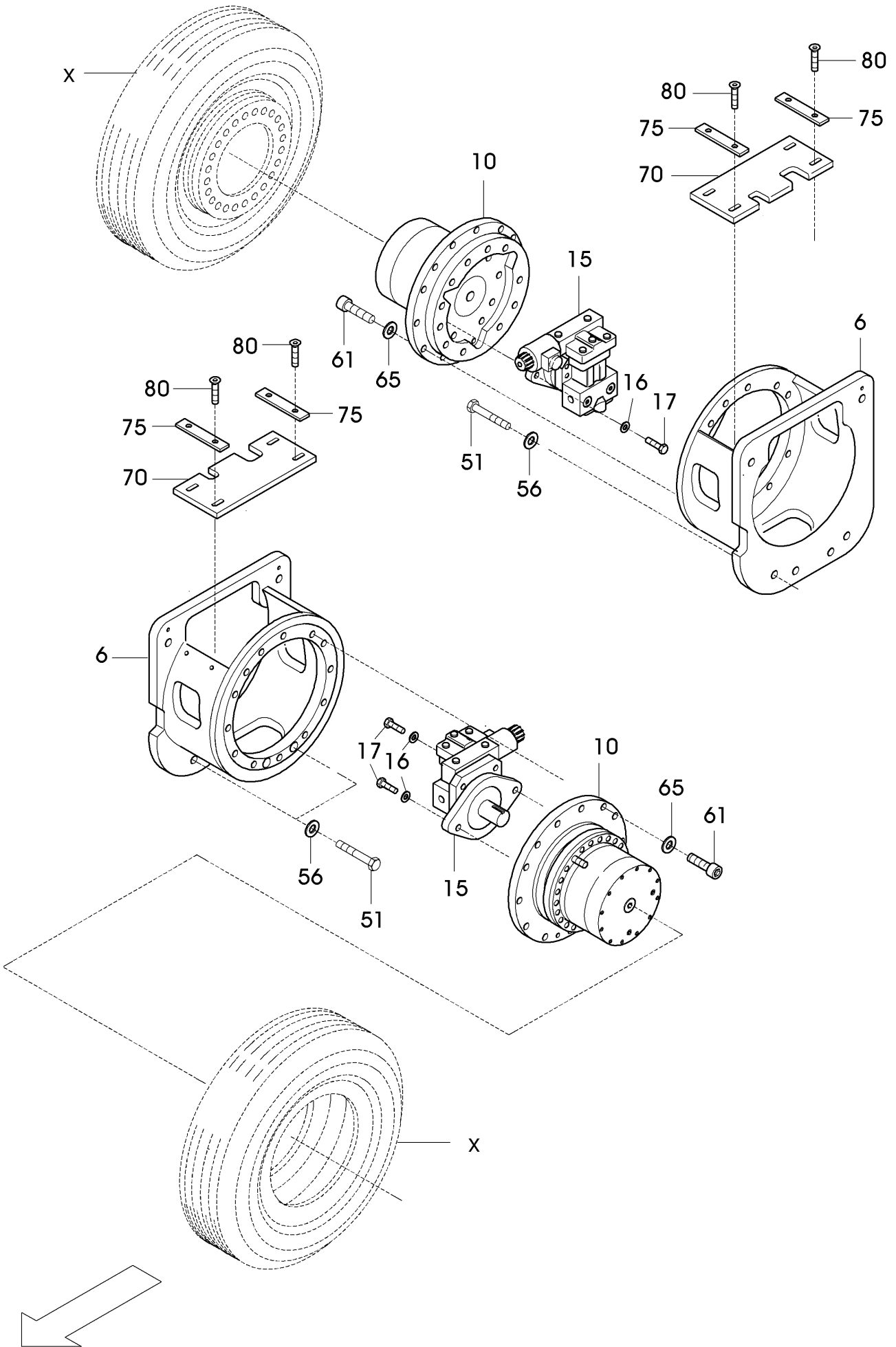


Pos. Item	Best.-Nr. Part No.	Anz. Qty.	Beschreibung Description	Bemerkung Note
	772012000		Side screed arm lock	
1	772012010	1	Lever, left	
2	772012025	1	Lever, right	
3	935511110	2	Grease nipple	
4	930298020	2	Spherical button	
5	600021	2	Washer	
6	630015	2	Split pin	
7	772012046	2	Gate	
8	500029	4	Screw	
9	49900025	4	Screw retention	
10	772012058	1	Block side arm, left	
11	772012059	1	Block side arm, right	
12	954522510	1	Actuation for side screed arms lock	
			–	23.01.07
Side screed arm lock				772-01145

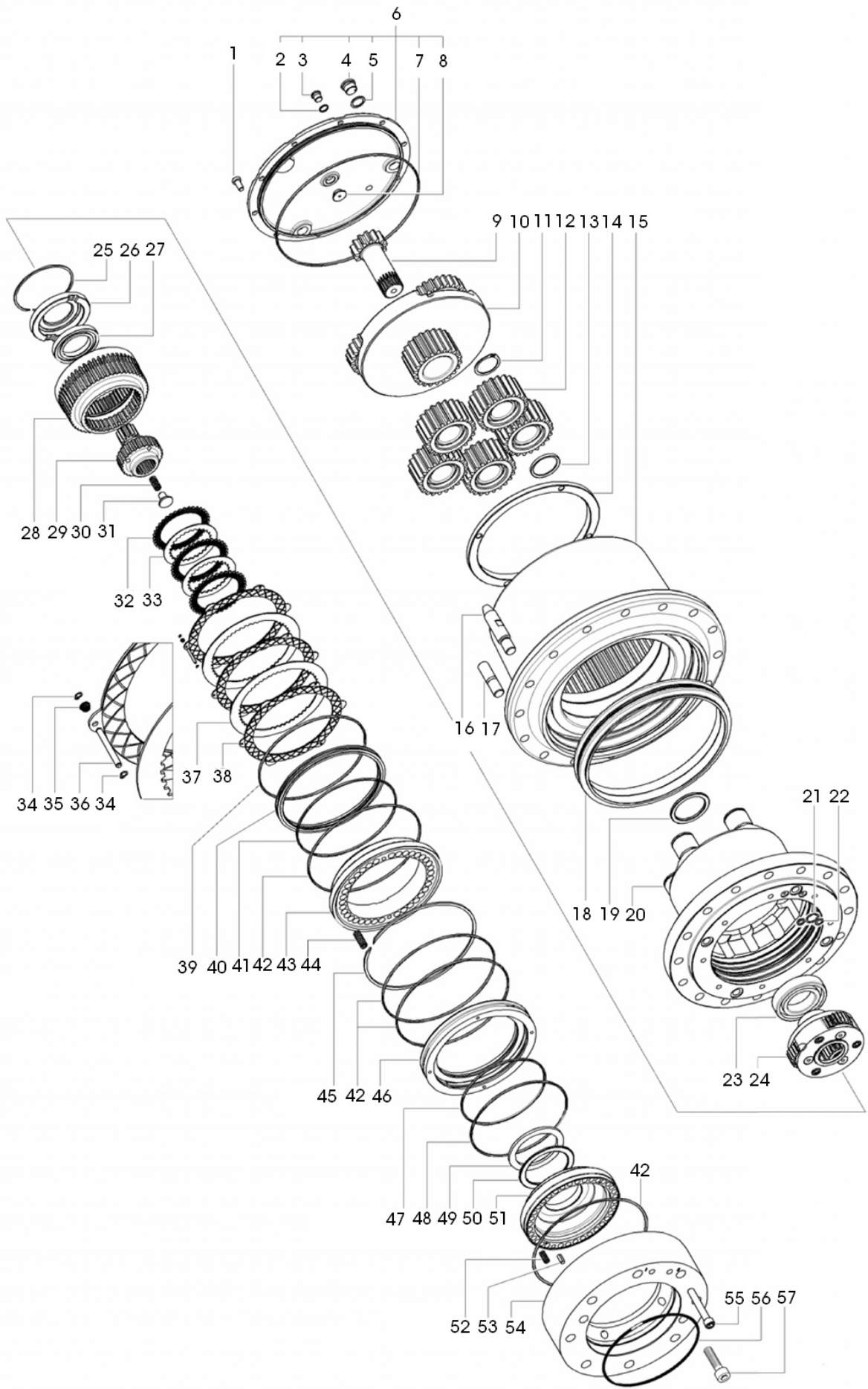


Pos. Item	Best.-Nr. Part No.	Anz. Qty.	Beschreibung Description	Bemerkung Note
	637013000		Laying thickness indicator	
1	637013001	2	Rod	
2	754013003	2	Guide plate	
3	570130620	2	Indicator	
4	500012	2	Screw	
5	928847	2	Hex. nut	
6	990000402	2	Scale	
7	977418111	2	Cable sleeve	
8	930129459	4	Rivet	
			–	23.01.07
Laying thickness indicator				637-01160

Pos. Item	Best.-Nr. Part No.	Anz. Qty.	Beschreibung Description	Bemerkung Note
	634020700		Rear wheel, Michelin without water	
	634-02113	2	Rear wheel drive	
	634-02116	2	Rear wheel, compl.	
			—	09.07.07
Grp. 02, Rear axle				

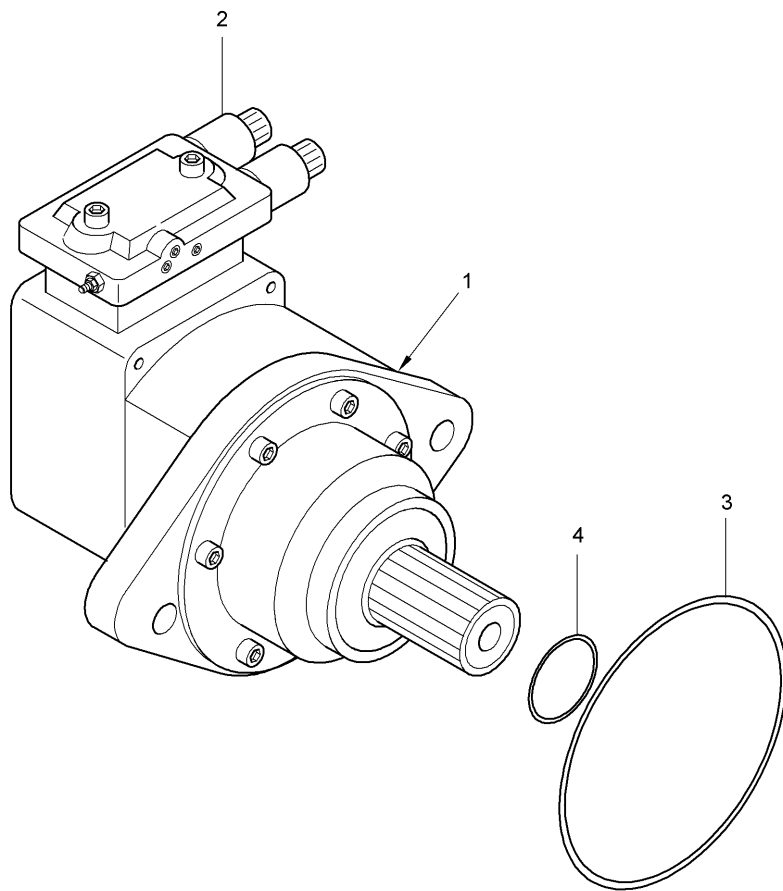


Pos. Item	Best.-Nr. Part No.	Anz. Qty.	Beschreibung Description	Bemerkung Note
	634022500		Rear wheel drive	
6	634022520	1	Console	
10	951025567	1	Planetary gear	
15	966025098	1	Adjust. motor	
16	938150978	2	Hex. screw	
17	49900037	2	Shake-proof washer	
51	938112156	6	Hex. screw	
56	939776134	6	Locking washer	
61	937934602	16	Cylinder screw	
65	49900037	16	Shake-proof washer	
70	634022526	1	Covering	
75	634022527	2	Holder	
80	939475222	4	Screw	
X			see rear wheel	Grp. 02
			—	09.07.07 BG
Rear wheel drive				634-02113

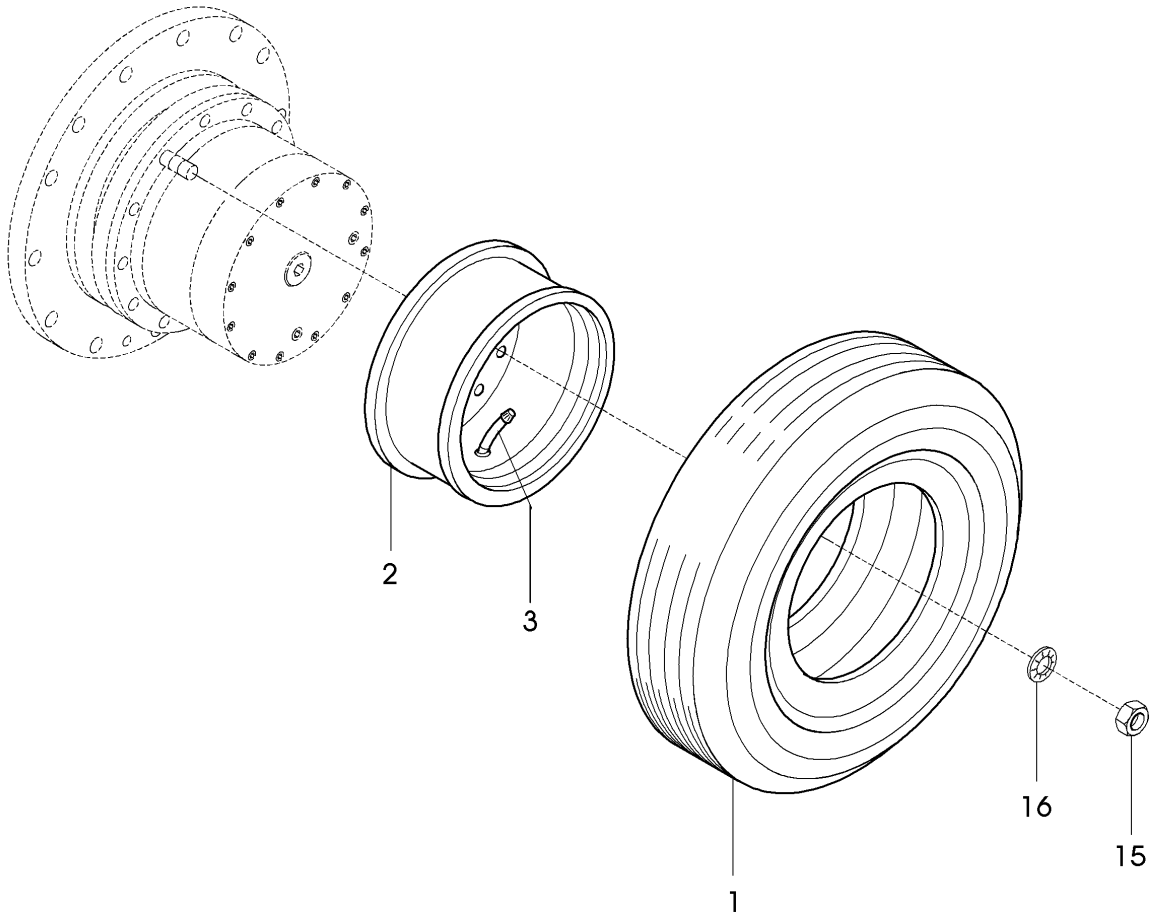


Pos. Item	Best.-Nr. Part No.	Anz. Qty.	Beschreibung Description	Bemerkung Note
	951025567		Planetary gear	
1	951069600	10	Screw	
2	951069242	1	Washer	
3	951075201	1	Plug	
4	937880236	2	Vent cap	
5	951069241	2	Washer	
6	951012922	1	Cover set	
7	951053026	1	Seal kit	
8	951002186	1	Stop washer	
9	951066019	1	Sun gear	
10	951081002	1	Reduction assembly	
11	951072453	5	Circlip	
12	951057428	5	Planetary gear set	
13	951014011	52	Distance washer	
14	951062526	1	Round nut	
15	951024884	1	Housing	
16	951005251	2	Bolt	
17	951069810	14	Bolt screw	
18	932785677	1	Life-time sealing	
19	951093451	1	Centering ring	
20	951048225	1	Hub	
21	932333780	4	O-ring	
22	951053013	2	O-ring	
23	951040605	1	Bearing	
24	951081003	1	Reduction assembly	
25	951067223	1	Circlip	
26	951021622	1	Pressure spring	
27	951040604	1	Bearing	
28	951093217	1	Ring gear	
29	951066021	1	Sun gear	
30	951021597	1	Spring	
31	951069236	1	Washer	
32	951069237	5	Steel disc	
33	951069238	1	Sintered disc	
34	951072454	6	Circlip	
35	951021600	15	Spring	
36	951005253	3	Bolt	
37	951069240	5	Steel disc	
38	951069243	6	Sintered disc	
39	951053014	1	O-ring	
40	951014012	1	Distance washer	
41	951053021	1	O-ring	
42	951053037	4	O-ring	
43	951036728	1	Jet piston	
44	951021601	36	Spring	
45	951067224	1	Circlip	
Planetary gear				951025567

Pos. Item	Best.-Nr. Part No.	Anz. Qty.	Beschreibung Description	Bemerkung Note
46	951014013	1	Distance washer	
47	951053039	1	O-ring	
48	951053038	1	O-ring	
49	951069235	1	Washer	
50	951040603	1	Bearing	
51	951036726	1	Jet piston	
52	951021596	25	Spring	
53	951005252	1	Bolt	
54	951045913	1	Motor flange	
55	951069606	8	Screw	
56	951053045	1	O-ring	
57	951069607	2	Screw	
			–	29.06.07 BG
Planetary gear				951025567

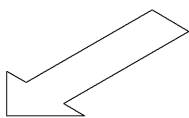
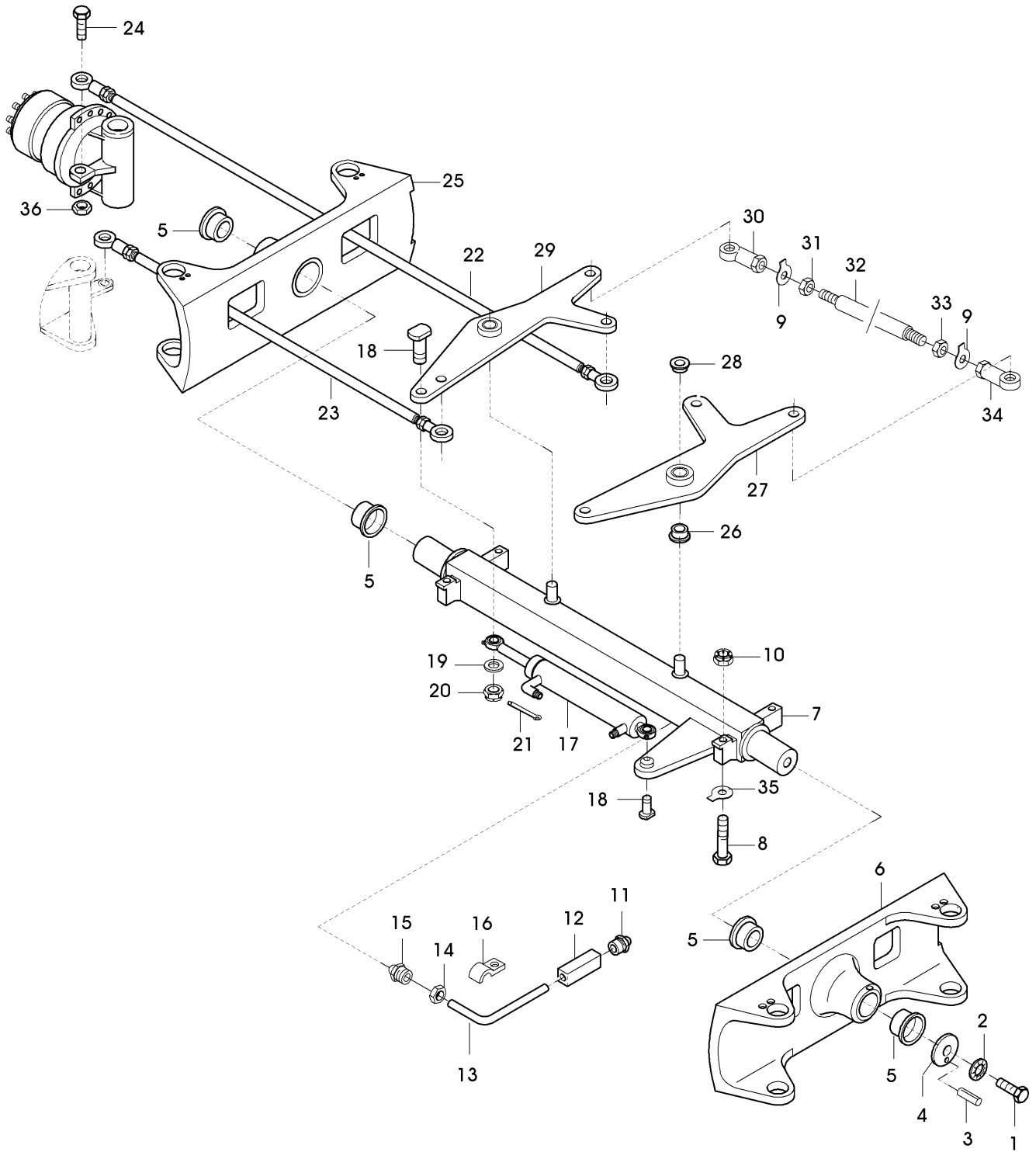


Pos. Item	Best.-Nr. Part No.	Anz. Qty.	Beschreibung Description	Bemerkung Note
1	978033053	1	Puls pick-up probe	
2	966610062	1	Magnet	
3	966534238	1	Seal kit	
4	966534237	1	Seal kit	
			–	11.07.07 BG
Adjust. motor				966025098



Pos. Item	Best.-Nr. Part No.	Anz. Qty.	Beschreibung Description	Bemerkung Note
	634020701		Rear wheel, Michelin without water	6 bar
1	952061661	1	Tire	
2	952020817	1	Rim	
3	952077336	1	EM-valve	
15	938192614	16	Nut	
16	49900037	16	Shake-proof washer	
			–	09.07.07
Rear wheel, compl.				634-02116

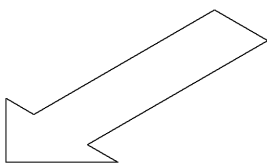
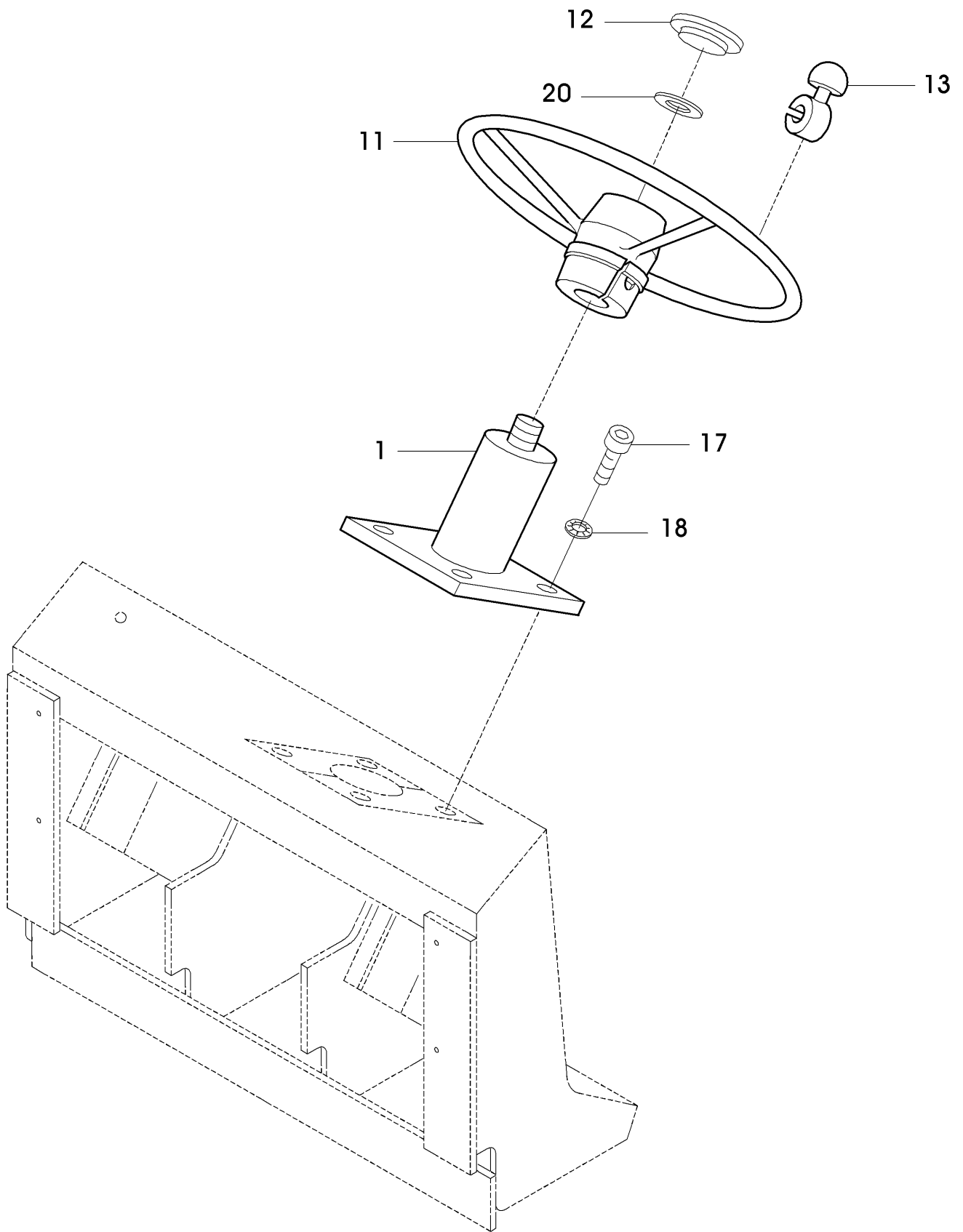
Pos. Item	Best.-Nr. Part No.	Anz. Qty.	Beschreibung Description	Bemerkung Note
	634030000		Steering, compl.	
	634-03108	1	Steering	
	722-03109	1	Steering, operator panel	
	758-03110	1	Seat console standard, compl.	
			–	17.07.07 BG
Grp. 03, Steering compl.				



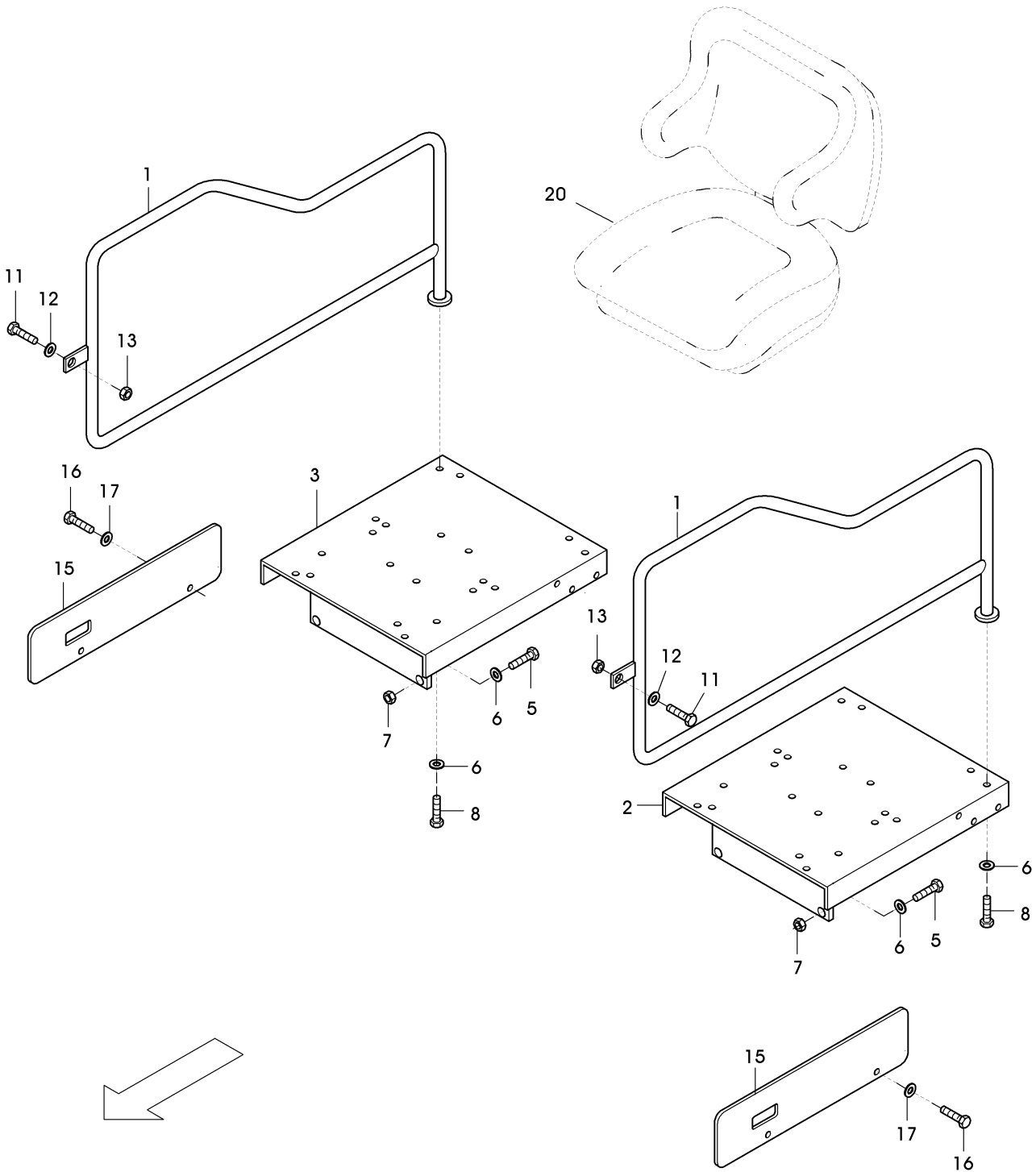
Pos. Item	Best.-Nr. Part No.	Anz. Qty.	Beschreibung Description	Bemerkung Note
1	938150976	2	Hex. screw	
2	49900037	2	Shake-proof washer	
3	931501325	2	Clamping pin	
4	772031491	2	Cover	
5	750082410	4	Bushing	
6	656031022	1	Wheel support	
7	656030280	1	Axle	
8	500147	4	Hex. screw	
9	936780017	10	Safety plate	
10	938190524	4	Hex. nut	
11	935511250	2	Grease nipple	
12	960993150	2	Distance piece	
13	930298510	2	Tube	X mm
14	960961549	2	Pipe nut	
15	960134205	2	Screwing	
16	960969150	2	Hose mounting	
17	634-08610		Master view cylinder	Grp. 08
18	750080052	2	Screw	
19	756030269	2	Washer	
20	938462116	2	Nut	
21	936790604	2	Split pin	
22	656030227	2	Tie rod	
23	656030226	2	Tie rod	
24	937680501	10	Hex. screw	
25	656031032	1	Wheel support	
26	930136826	2	Bushing	
27	656030236	1	Steering lever, left	
28	930136827	2	Bushing	
29	656030235	1	Steering lever, right	
30	49300080	5	Hinge rod head	
31	938192669	5	Hex. nut	
32	656030225	1	Tie rod	
33	938190998	5	Hex. nut	
34	49302574	5	Hinge rod head	
35	656030290	4	Safety plate	
36	938190524	10	Hex. nut	
37			–	12.07.07 BG

Steering

634-03108

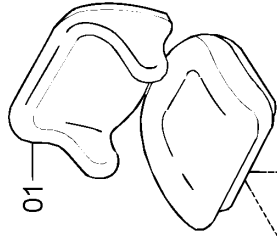


Pos. Item	Best.-Nr. Part No.	Anz. Qty.	Beschreibung Description	Bemerkung Note
	72231600		Steering, operator panel	
1	49260024	1	Steering column	
11	49302520	1	Steering wheel	
12	930101650	1	Cover cap	
13	49302328	1	Control grip	
17	508014	4	Hex. socket screw	
18	49900025	4	Screw retention	
20	600021	1	Washer	
			–	12.07.07 BG
Steering, operator panel				722-03109

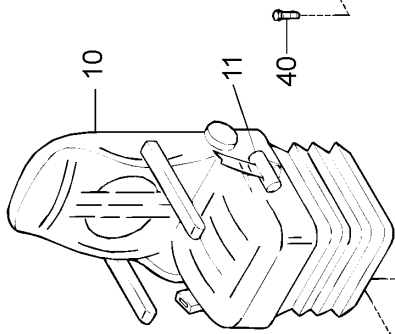


Pos. Item	Best.-Nr. Part No.	Anz. Qty.	Beschreibung Description	Bemerkung Note
	758030000		Steering compl., rigid	
1	754032601	2	Hand rail	
2	110091501	1	Seat console l.h.	
3	110091506	1	Seat console r.h.	
5	500037	6	Hex. screw	
6	600009	4	Washer	
7	938500009	6	Hex. nut	
8	500051	2	Hex. screw	
11	500190	2	Screw	
12	600006	2	Washer	
13	938500007	2	Nut	
15	758031001	2	Side plate	
16	49901370	4	Hex. screw	
17	49900025	4	Screw retention	
20	953-03400	1	Seats, compl.	
			—	08.11.06
Seat console standard, compl.				758-03110

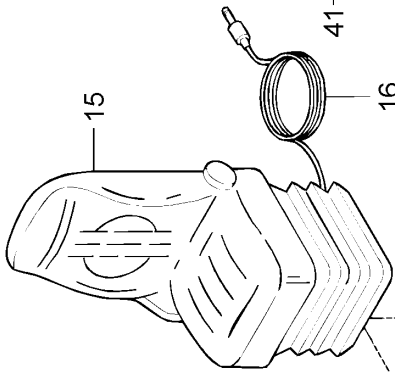
Standard



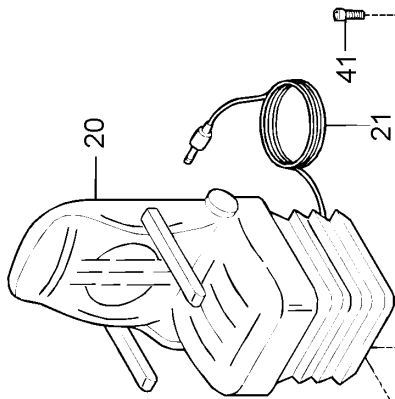
Grammer mit Griff



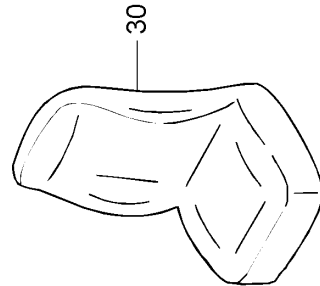
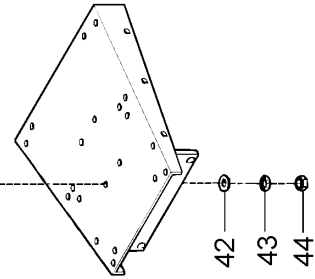
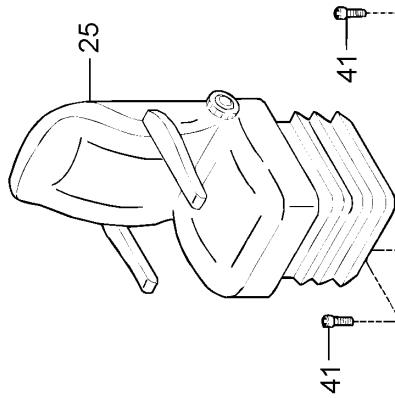
KAB 301 E



KAB Xh2



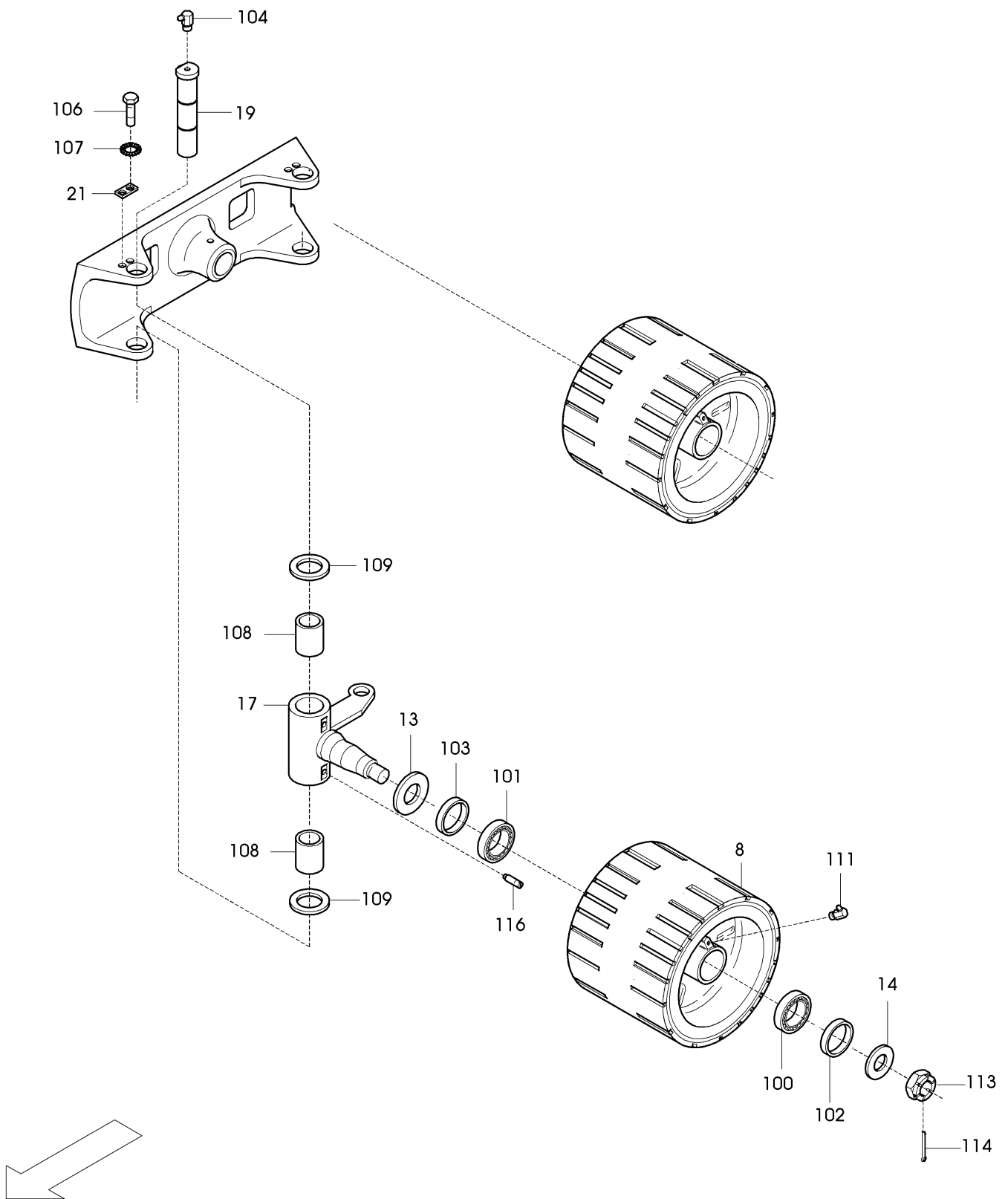
Grammer Luxus



2007-01-04

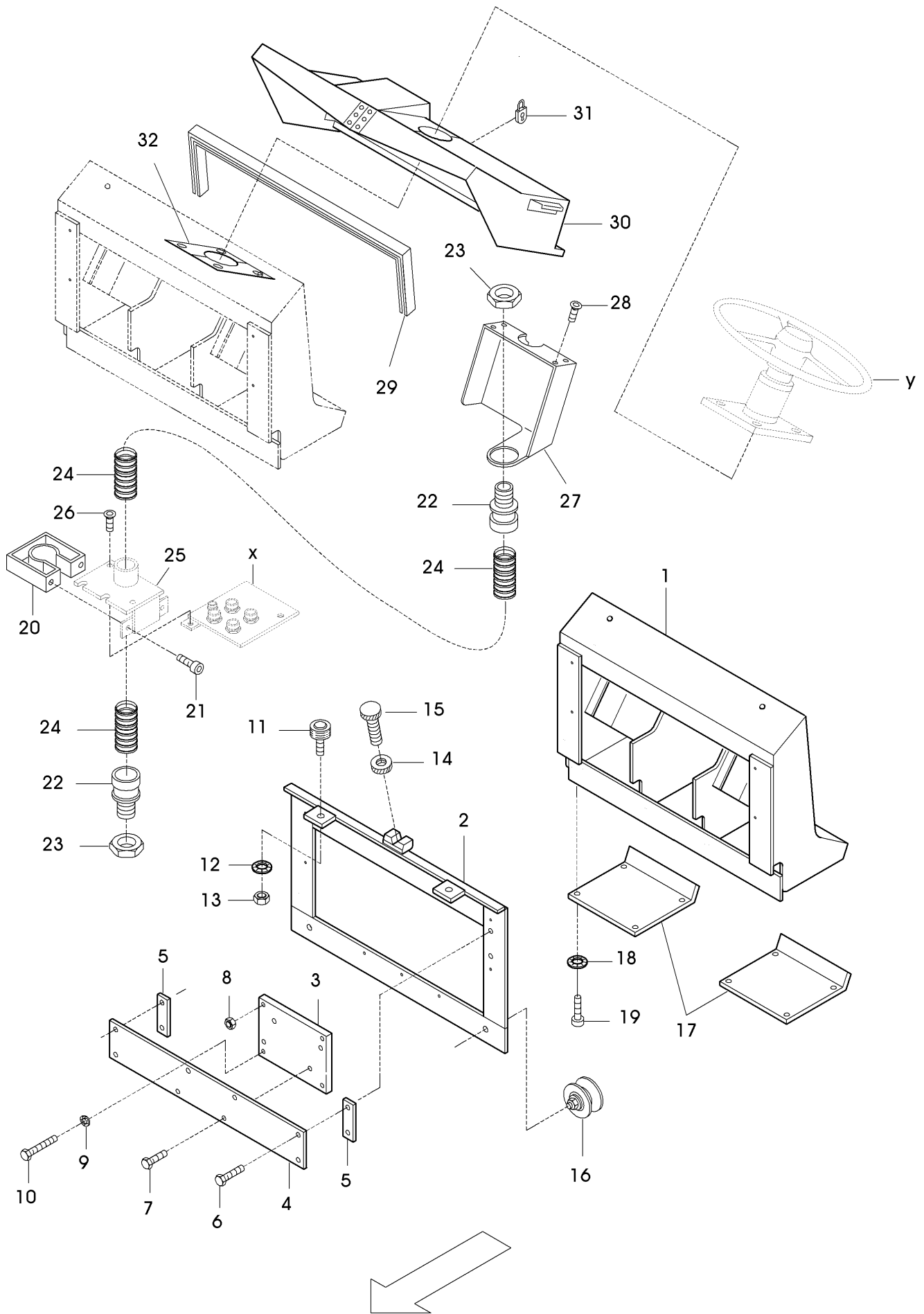
Pos. Item	Best.-Nr. Part No.	Anz. Qty.	Beschreibung Description	Bemerkung Note
1	953420311	1	Drivers seat	
10	953420381	1	Luxery seat (Grammer)	
11	953404128	1	Seat belt	
15	953420460	1	Drivers seat (KAB)	
_01	953367011	1	_Shock absorber	
16	754904916	1	Cable	
_01	977364002	1	_Cable	
_02	977475020	1	_Plug, 2 pin	
_03	977418250	1	_Pin housing, 2 pin	
_04	977406105	2	_Pin contact	
20	953420461	1	Drivers seat (Bostrom)	
21	754904916	1	Cable	
_01	977364002	1	_Cable	
_02	977475020	1	_Plug, 2 pin	
_03	977418250	1	_Pin housing, 2 pin	
_04	977406105	2	_Pin contact	
25	953420381	1	Luxery seat (Grammer)	
30	754905105	1	Seat protection	
40	500037	4	Hex. screw	
41	508019	4	Screw	
42	600006	4	Washer	
43	49900161	4	Screw retention	
44	929233	4	Nut	
				NK LI - 235 2007-01-04
Seats, compl.				953-03400

Pos. Item	Best.-Nr. Part No.	Anz. Qty.	Beschreibung Description	Bemerkung Note
	656-03119	4	Front wheels without drive Front wheel –	18.07.07 BG
Grp. 03, Front wheel, compl.				



Pos. Item	Best.-Nr. Part No.	Anz. Qty.	Beschreibung Description	Bemerkung Note
	656331700		Front wheel without drive	
8	656331708	1	Front wheel	
13	880030507	1	Labyrinth seal	
14	880030508	1	Labyrinth seal	
17	876330717	1	Steering axle	
19	110071301	1	Axle	
21	774330740	1	Strap	
100	935019458	1	Taper roller bearing	
101	935021490	1	Taper roller bearing	
102	932503085	1	Nilos ring	
103	932503619	1	Nilos ring	
104	935513220	1	Grease nipple	
106	500053	2	Screw	
107	49900161	2	Screw retention	
108	49302104	2	Bushing	
109	49302103	2	Washer	
111	935513220	1	Grease nipple	
113	938462234	1	Safety nut	
114	630032	1	Split pin	
116	516011	2	Threaded pin	
			–	18.07.07 BG
Front wheel				656-03119

Pos. Item	Best.-Nr. Part No.	Anz. Qty.	Beschreibung Description	Bemerkung Note
	654230005		Operator desk, moveable	
	654-03210	1	Operator desk, moveable —	20.07.07 BG
Grp. 03, Operator desk				

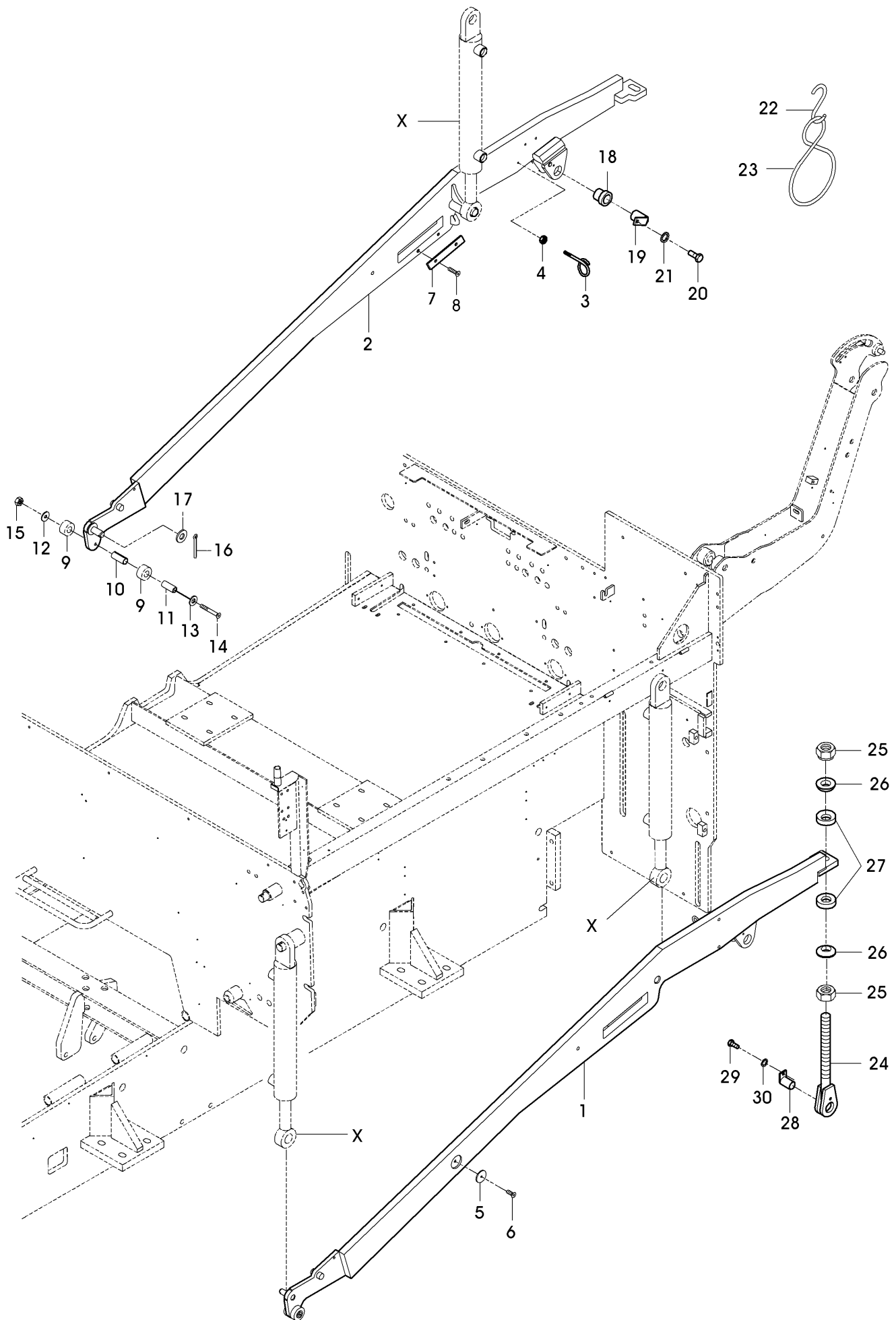


Pos. Item	Best.-Nr. Part No.	Anz. Qty.	Beschreibung Description	Bemerkung Note
1	654231501	1	Panel support	
2	759231344	1	Frame	
3	756231382	1	Plate	
4	756231190	1	Strip	
5	756231199	2	Plate	
6	500021	4	Screw	
7	500053	4	Screw	
8	570005	2	Nut	
9	49900161	12	Screw retention	
10	500230	2	Hex. screw	
11	935171235	2	Cam roller	
12	49900008	2	Screw retention	
13	938192612	2	Hex. nut	
14	866031272	2	Knurled nut	
15	866031271	2	Locking screw	
16	654231158	2	Roller, compl.	
17	759231521	2	Cover	
18	49900080	8	Screw retention	
19	936736485	29	Screw	
20	930429190	1	Corrugated pipe clamp	
21	508070	2	Screw	
22	930117032	2	Hose screwing	
23	930420611	2	Counter nut	
24	930540812	1	Corrugated pipe	
25		1	Holder see foot plates	Grp. 10
27	110130012	1	Holder	
28	939475221	2	Screw	
29	930280159	1	Protection	x m
30	654231705	1	Hood	
31	930450525	1	Padlock	
32	712231337	1	Cover plate	
		1		
X			See hydraulic, steering	Grp. 08
Y			See steering, operator panel	Grp. 03
			—	12.07.07 BG

Operator desk, moveable

654-03210

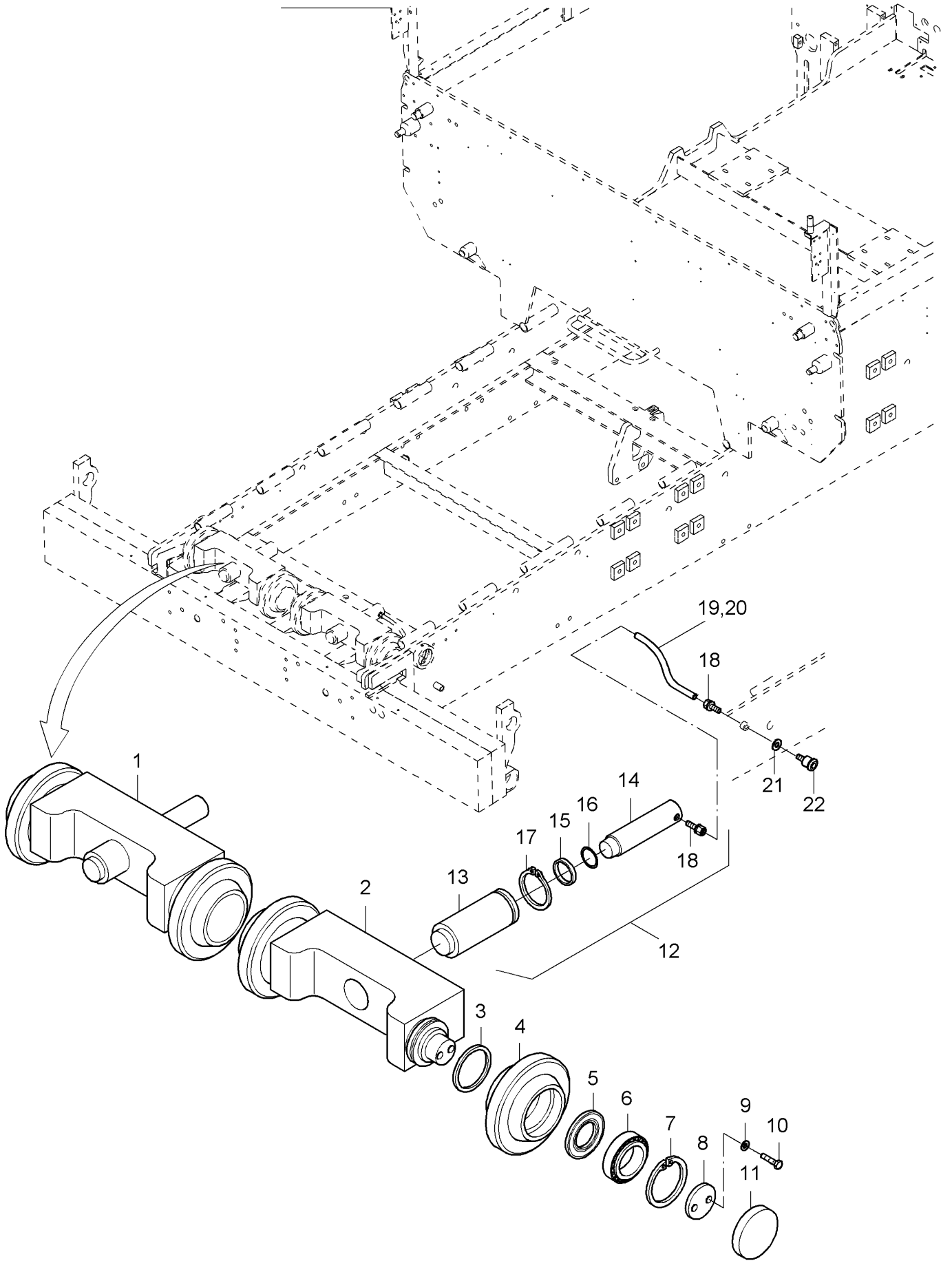
Pos. Item	Best.-Nr. Part No.	Anz. Qty.	Beschreibung Description	Bemerkung Note
1	635-04100A	1	Side screed arms, compl.	
Grp. 04, Side Screed Arms compl.				



Pos. Item	Best.-Nr. Part No.	Anz. Qty.	Beschreibung Description	Bemerkung Note
	6350413/1400		Side screed arms	
1	635041301	1	Side screed arm, left	
2	635041401	1	Side screed arm, right	
3	864041013	2	Hose holder	
4	570005	2	Nut	
5	977860101	2	Reflector, yellow	
6	939475164	2	Screw	
7	756011037	2	Sliding plate	
8	939475275	4	Screw	
9	661364	4	Roller head	
10	931503333	2	Clamping pin	
11	661365	2	Distance pipe	
12	939570518	4	Washer	
13	600014	2	Washer	
14	939475341	2	Countersunk screw	
15	938481010	2	Nut	
16	936790709	2	Split pin	
17	938600026	2	Washer	
18	637041002	2	Distance bushing	
19	637041005	2	Bolt	
20	500048	2	Screw	
21	49900161	2	Screw retention	
22	864041005	2	Hook	
23	866045932	2	Hose holder	
24	886045941	2	Spindle	
25	938190026	4	Hex. nut	
26	930298331	4	Spherical washer	
27	930284435	4	Connical ring	
28	866045946	2	Bolt	
29	500053	2	Screw	
30	49900025	2	Screw retention	
	635-08610		Master view cylinder	
			–	02.05.07
Side screed arms, compl.				635-04100A

Pos. Item	Best.-Nr. Part No.	Anz. Qty.	Beschreibung Description	Bemerkung Note
	635060008		Conveyor compl.	
1	635-05102	1	Conveyor turn	
2	635-05104A	1	Conveyor plates	
3	654-05104	1	Conveyor gear with Dipstick	
4	757-05105	2	Drive for conveyor gear	
5	756-05107	1	Limit switch conveyor	
6	635-05115	1	Chain guide, chain	
7	635-05120	1	Conveyor drive	
			–	15.03.2007

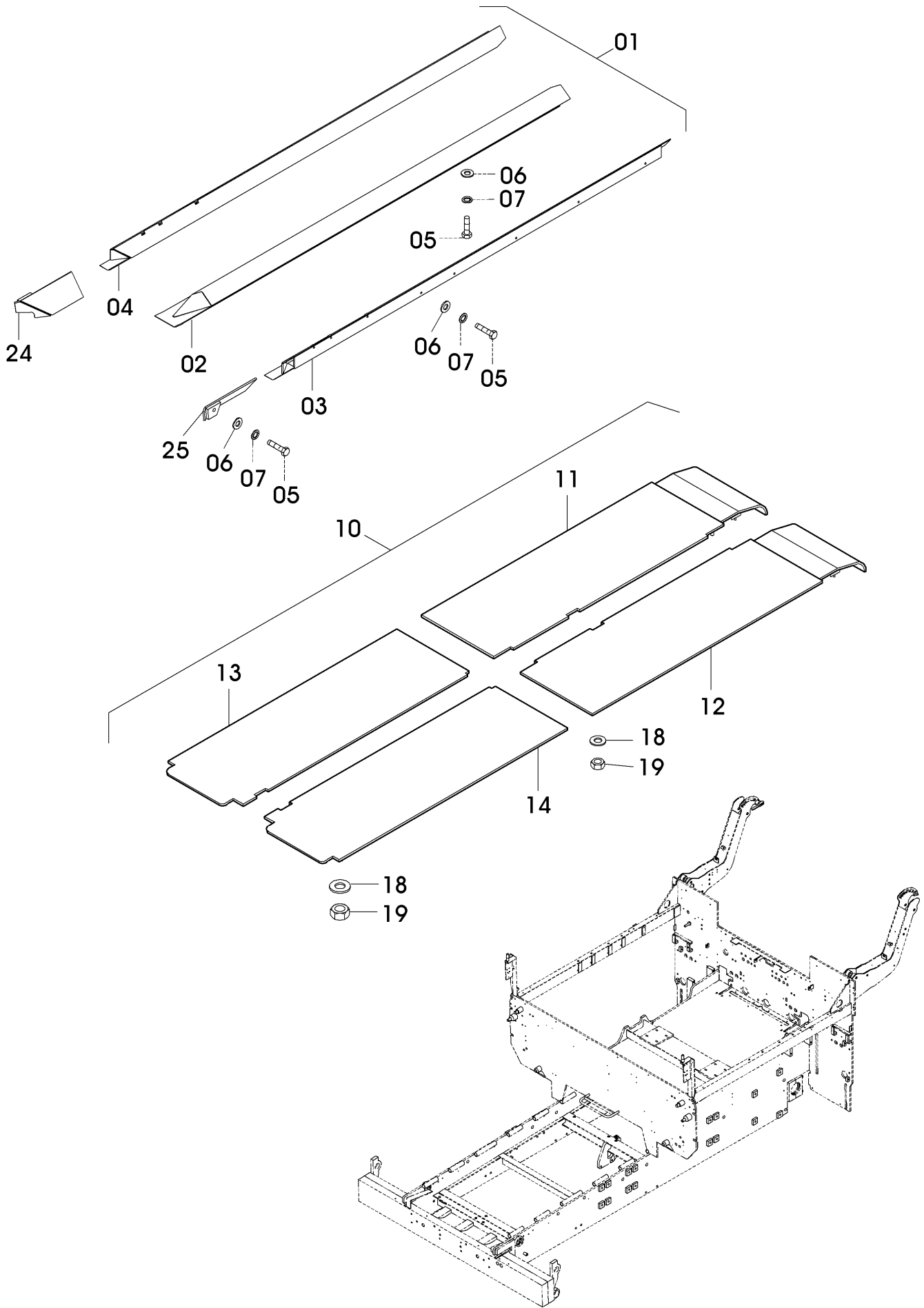
Grp. 05, Conveyor compl.



Pos. Item	Best.-Nr. Part No.	Anz. Qty.	Beschreibung Description	Bemerkung Note
1	110021800	1	Bearing block assy	
2	20007242	1	Holder	
3	49000230	2	Sealing	
4	30014258	2	Reversing roller	
5	49000169	2	LSTO-ring	
6	49520021	2	Bearing	
7	49900208	2	Circlip	
8	110021801	2	Thrust washer	
9	49901583	4	Washer	
10	49901602	4	Screw	
11	49302124	2	Sealing cover	
12	20002952	2	Tensioner, compl.	
13	20002949	1	Bushing	
14	30008051	1	Jet piston	
15	49020156	1	Support ring of gasket	
16	49020155	1	O-ring	
17	49901392	1	Circlip	
18	49220494	4	Pipe connection	
19	30008063	1	Pipeline, right	
20	30008179	1	Pipeline, left	
21	49300280	2	Ring	
22	881171447	2	Grease nipple	
			–	20.06.06

Conveyor turn

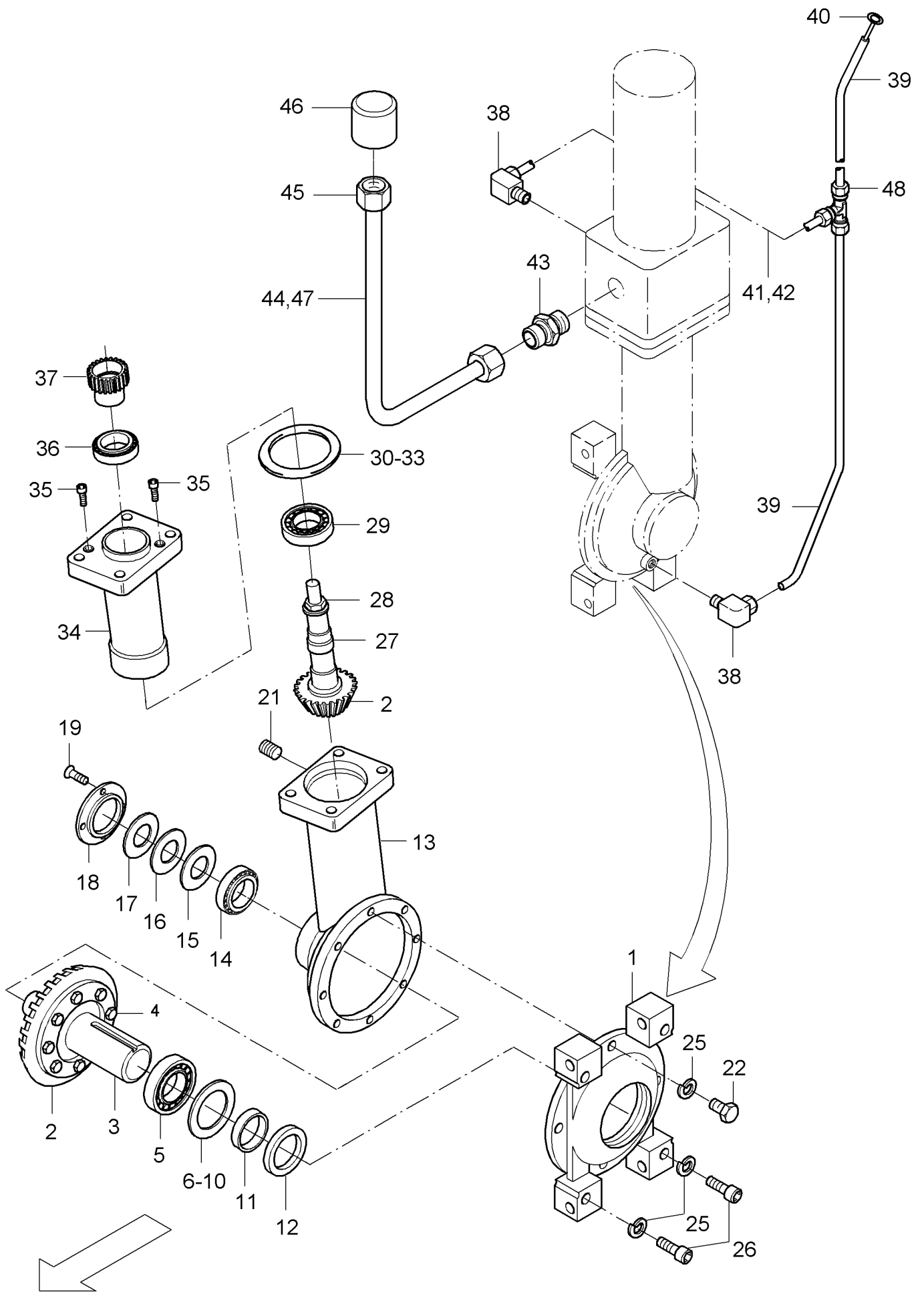
635-05102



Pos. Item	Best.-Nr. Part No.	Anz. Qty.	Beschreibung Description	Bemerkung Note
1	635063000	1	Guide plate, compl.	
2	754012144	1	Guide plate, middle	
3	754012154	1	Guide plate, left	
4	754012164	1	Guide plate, right	
5	938150871	19	Hex. screw	
6	49900008	19	Screw retention	
7	939570522	19	Washer	
10	635062400	1	Conveyor plates, compl.	
11	635062405	1	Conveyor plate, rear right	
12	635062420	1	Conveyor plate, rear left	
13	635062230	1	Conveyor plate, front right	
14	635062235	1	Conveyor plate, front left	
18	939130018	8	Washer	
19	938480512	8	Hex. nut	
24	635011110	1	Guide plate, right	
25	635011113	1	Guide plate, left	
			—	14.05.07

Conveyor plates

635-05104A

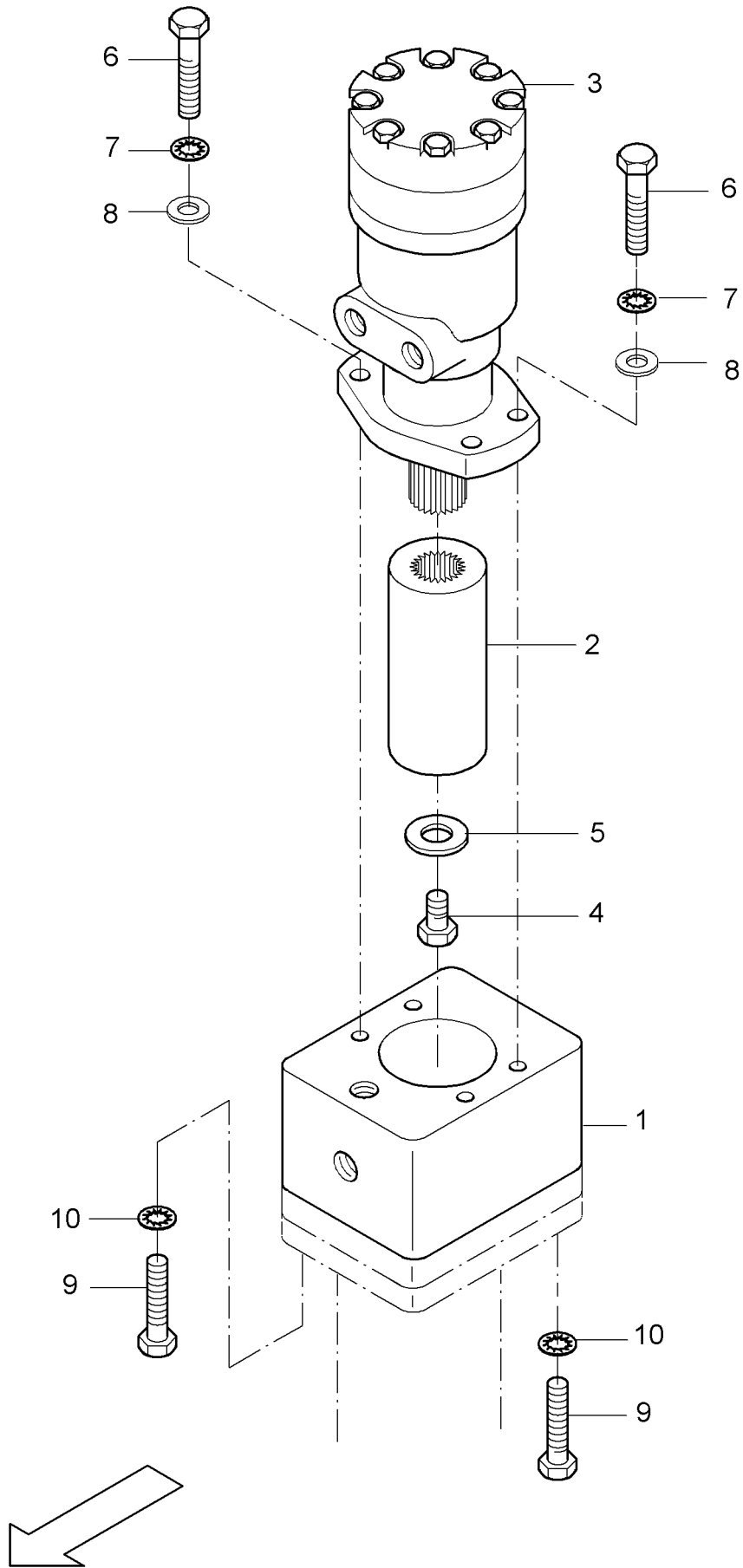


Pos. Item	Best.-Nr. Part No.	Anz. Qty.	Beschreibung Description	Bemerkung Note
	756061500	1	Conveyor gear cpl.	
1	756061502	1	Housing cover	
2	756183258	1	Gear set, compl.	
3	756061525	1	Spur bevel-gear support	
4	930452560	8	Hex. screw	
5	935236609	1	Taper roller bearing	
6	756061558	X	Shim	1,0 mm
7	756061559	X	Shim	0,5 mm
8	756061560	X	Shim	0,3 mm
9	756061561	X	Shim	0,2 mm
10	756061562	X	Shim	0,1 mm
11	756061528	1	Track ring	
12	935355064	1	Shaft sealing ring	
13	756061130	1	Bevel gear box	
14	935236610	1	Taper roller bearing	
15	932101067	X	Shim	0,1 mm
16	932101070	X	Shim	0,3 mm
17	932101072	X	Shim	0,5 mm
18	756061105	1	Bearing cover	
19	939780416	4	Counter screw torx	
21	937860060	1	Plug screw	
22	500028	4	Screw	
24	937860119	1	Plug screw	
25	947887	8	Spring washer	
26	508053	4	Screw	
27	930435011	1	Tension ring	
28	938481615	1	Hex. nut	
29	935229705	1	Taper roller bearing	
30	932101335	X	Shim	1,0 mm
31	932101332	X	Shim	0,5 mm
32	932101330	X	Shim	0,3 mm
33	932101327	X	Shim	0,1 mm
34	756061106	1	Housing, inner part	
35	508019	2	Screw	
36	935229706	1	Taper roller bearing	
	935229708	1	Inner ring	
	935229709	1	Outer ring	
37	756061136	1	Driver sleeve	
	654062000		Dipstick, left and right	
38	961136207	4	Swivel nut elbow	
39	754063008	2	Pipe for dipstick	
40	754062902	2	Dipstick	
41	754063003	1	Connection pipe right	
42	754063016	1	Connection pipe, left	
43	961935210	2	Straight double-ended union	
44	754063013	1	Pipeline, left	

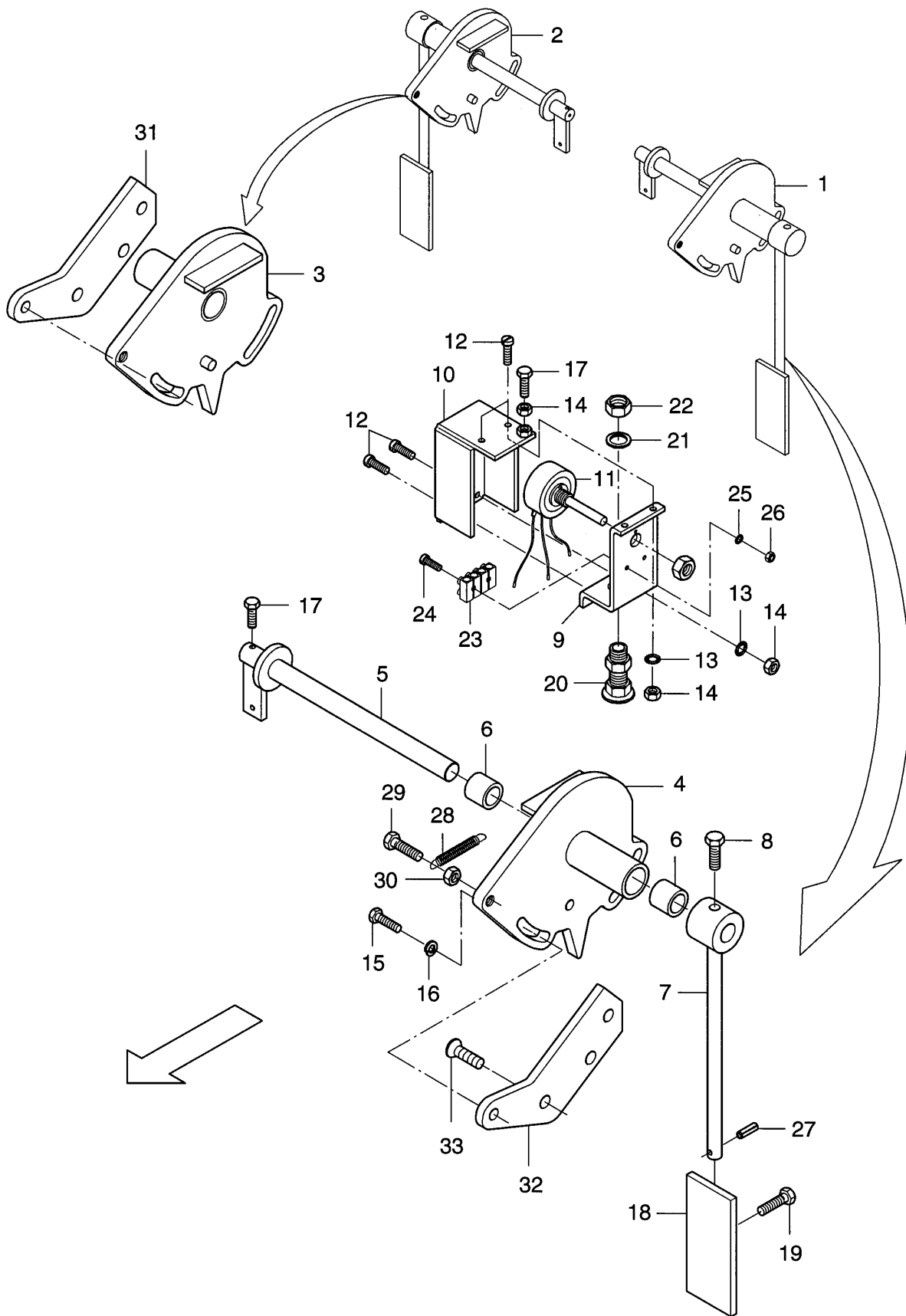
Conveyor gear with Dipstick

654-05104

Pos. Item	Best.-Nr. Part No.	Anz. Qty.	Beschreibung Description	Bemerkung Note
45	961180618	2	Reduction union	
46	930520366	2	Cap	
47	754063014	1	Pipeline, right	
48	961105007	2	Screwing	
Conveyor gear with Dipstick				654-05104



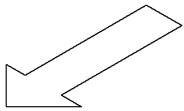
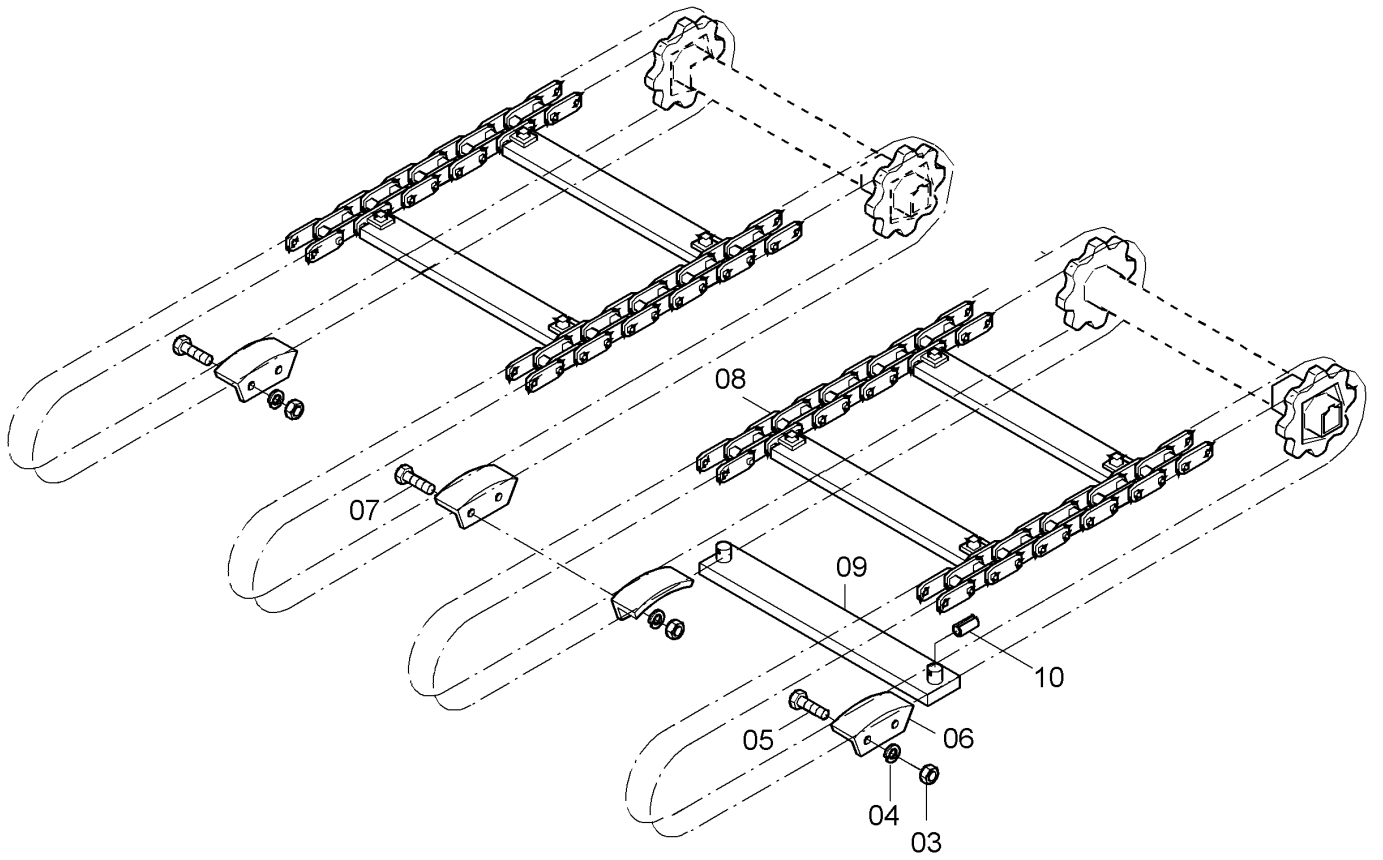
Pos. Item	Best.-Nr. Part No.	Anz. Qty.	Beschreibung Description	Bemerkung Note
	757061700		Drive for conveyor gear	
1	757061703	1	Flange for motor, right	
2	756061305	1	Sleeve	
S3	966066000	1	Hydraulic motor	
_S1	679559	1	_Sealing kit	
4	500193	1	Hex. screw	
5	939130014	1	Washer	
6	500037	4	Hex. screw	
7	49900032	4	Screw retention	
8	939570018	1	Lower washer	
9	938111613	4	Hex. screw	
10	49900238	4	Shake-proof washer	
11	757061707	1	Bushing	
			—	23.11.06
S)	Set of parts / to consist of the following parts with item no. _1 - _x			
Drive for conveyor gear				757-05105



Pos. Item	Best.-Nr. Part No.	Anz. Qty.	Beschreibung Description	Bemerkung Note
1		1	Limit switch, left	756062500
2		1	Limit switch, right	756062600
3	722062401	1	Mounting plate	
4	722062301	1	Mounting plate	
5	756062310	2	Shift shaft	
6	930136668	4	Bushing	
7	756062319	2	Lever	
8	500021	2	Screw	
9	756062323	2	Console	
10	756062324	2	Cover flap	
11	722062326	2	Potentiometer assy	
12	533025	8	Screw	
13	938900516	8	Washer	
14	938191013	10	Nut	
15	500053	4	Screw	
16	49900161	4	Screw retention	
17	500006	4	Screw	
18	862189066	2	Buffer plate	
19	500048	2	Screw	
20	977415013	2	Wire connection	
21	977416413	2	Sealing washer	
22	977416713	2	Counter nut	
23	977414541	2	Terminal board	
24	936750114	4	Screw	
25	938900510	4	Fan disc	
26	938191010	4	Nut	
27	629008	2	Clamping sleeve	
28	903996870	2	Tension spring	
29	500240	2	Screw	
30	938480509	2	Hex. nut	
31	756062557	1	Retainer l.h.	
32	756062657	1	Support, right	
33	939475222	4	Screw	

Limit switch conveyor

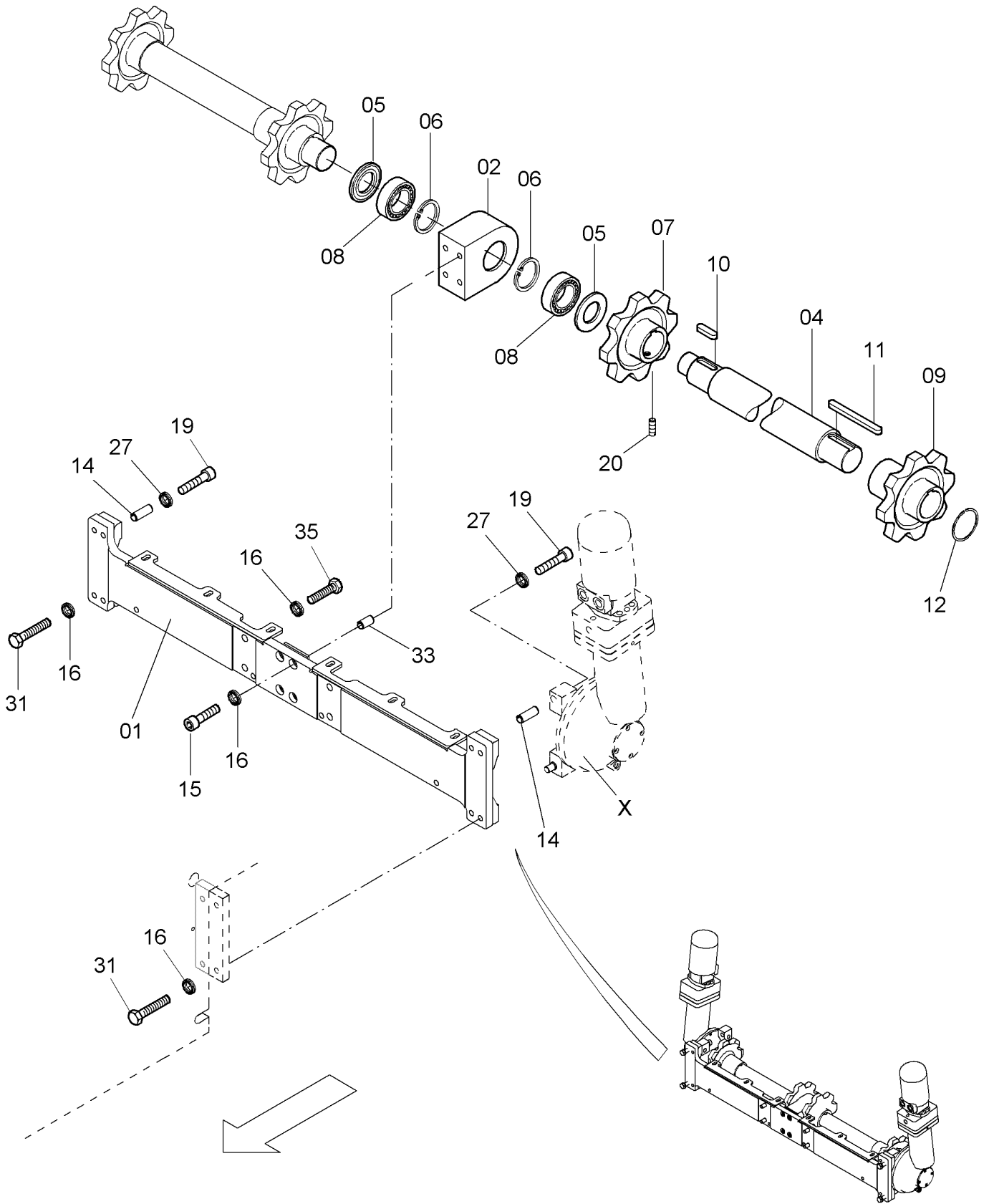
756-05107



Pos. Item	Best.-Nr. Part No.	Anz. Qty.	Beschreibung Description	Bemerkung Note
3	938481012	6	Safety nut	
4	600011	6	Washer	
5	938165873	4	Hex. screw	
6	30000120	4	Chain slide shoe	
7	938150876	2	Screw	
8	933023062	4	Conveyor chain	
9	750132506	26	Conveyor bar	
10	931500924	52	Clamping sleeve	
			–	10.05.07

Chain guide, chain

635-05115



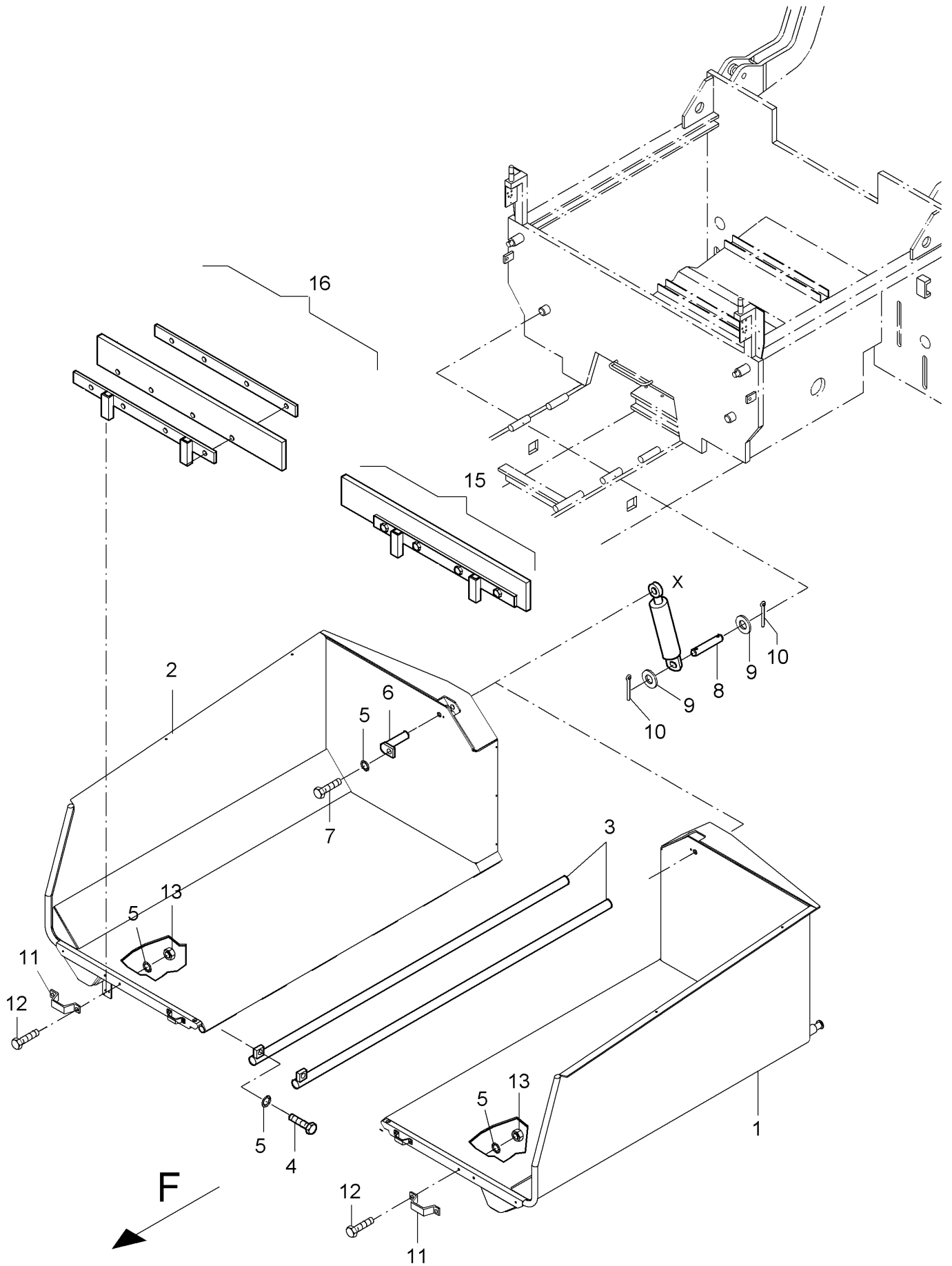
Pos. Item	Best.-Nr. Part No.	Anz. Qty.	Beschreibung Description	Bemerkung Note
1	635060702	1	Carrier	
2	635060710	1	Bearing support	
4	635060715	2	Shaft	
5	932580716	2	Nilos ring	
6	936030849	2	Circlip	
7	635060716	2	Chain wheel	
8	935011763	2	Roller bearing	
9	770060110	2	Chain wheel	
10	931701634	4	Feather key	
11	931701638	2	Feather key	
12	932820083	2	Circlip	
14	931507328	4	Clamping bush	
15	938970447	4	Cylinder screw	
16	49901809	12	Screw retention	
19	937934502	4	Screw	
20	516029	2	Threaded pin	
27	939776124	4	Locking washer	
31	938155874	4	Hex. screw	
33	931507413	2	Clamping bush	
35	947697	4	Hex. screw	
X			See conveyor gear	Grp. 05
			–	27.11.2006

Conveyor drive

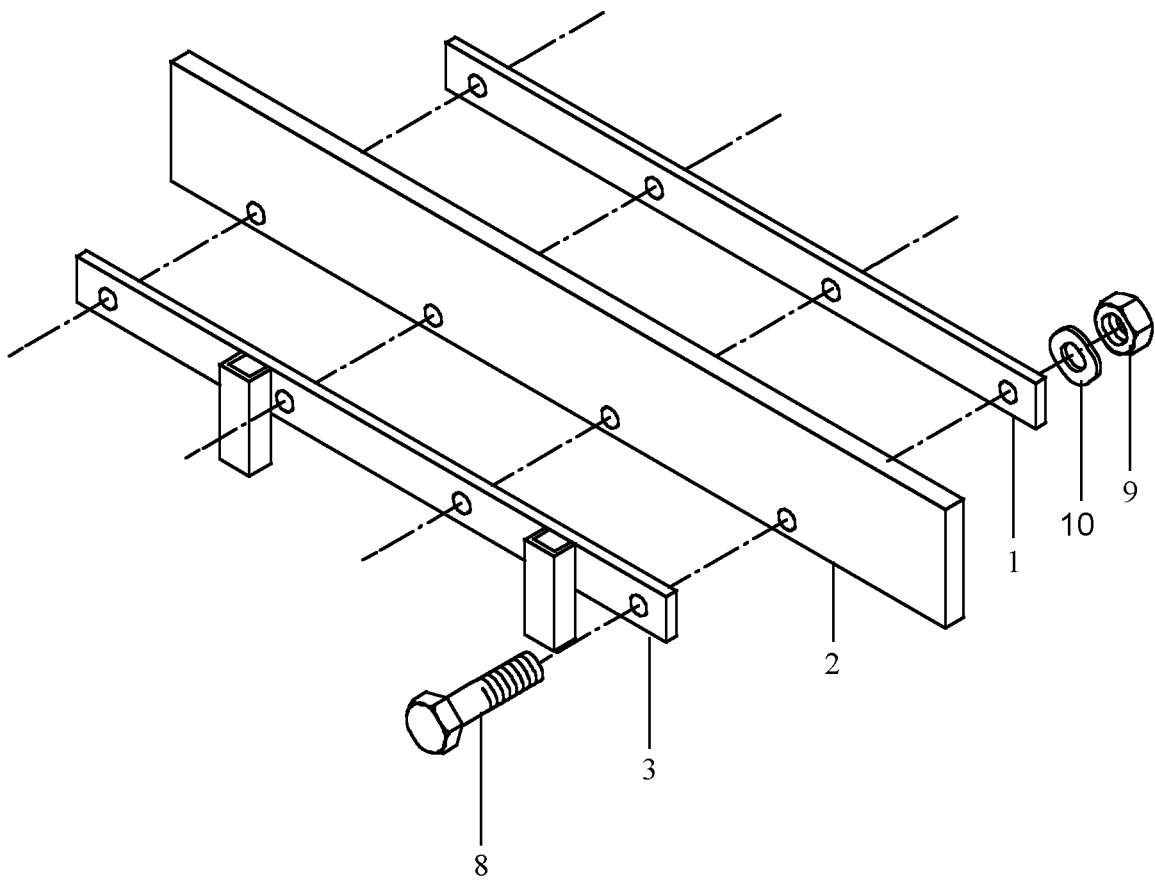
635-05120

Pos. Item	Best.-Nr. Part No.	Anz. Qty.	Beschreibung Description	Bemerkung Note
	635070000		Hopper	
1	635-06111	1	Hopper, compl.	
2	635-06129	1	Dump plate	
			—	15.03.07

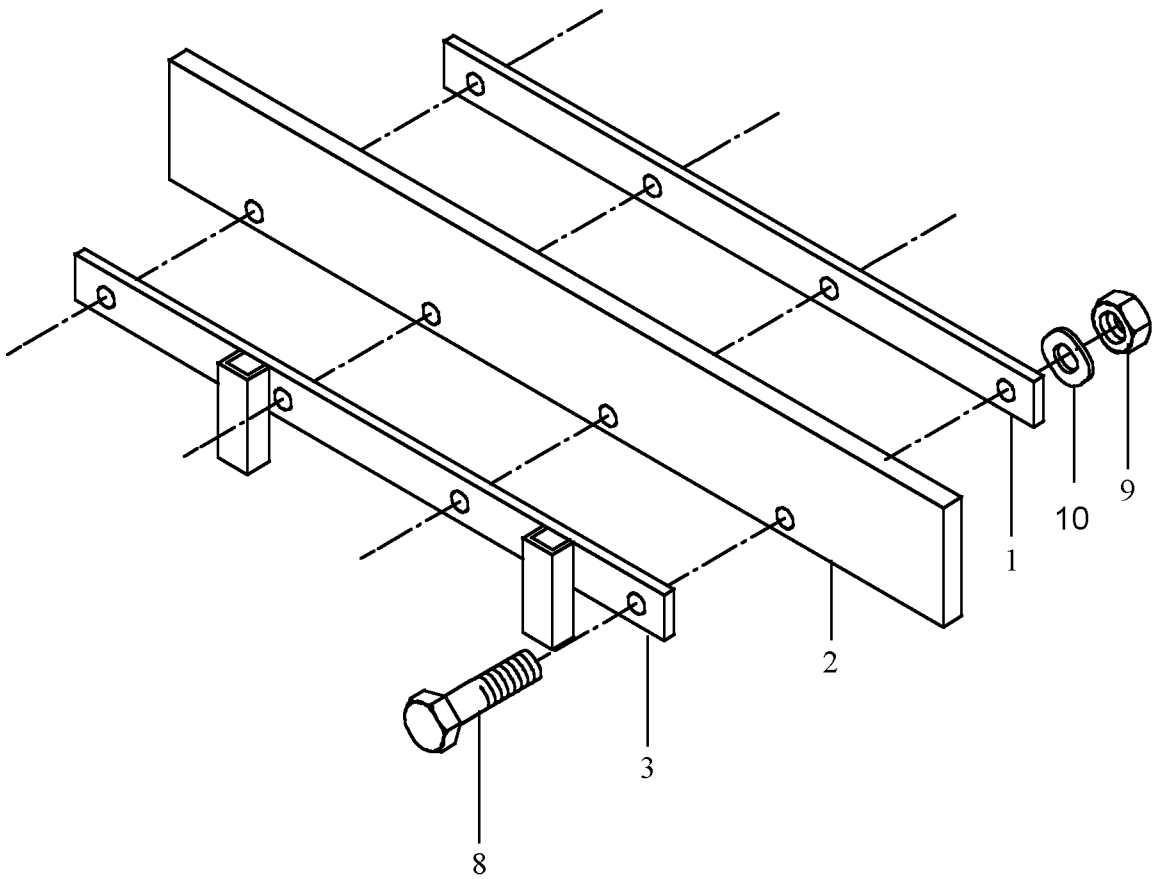
Grp. 06, Hopper



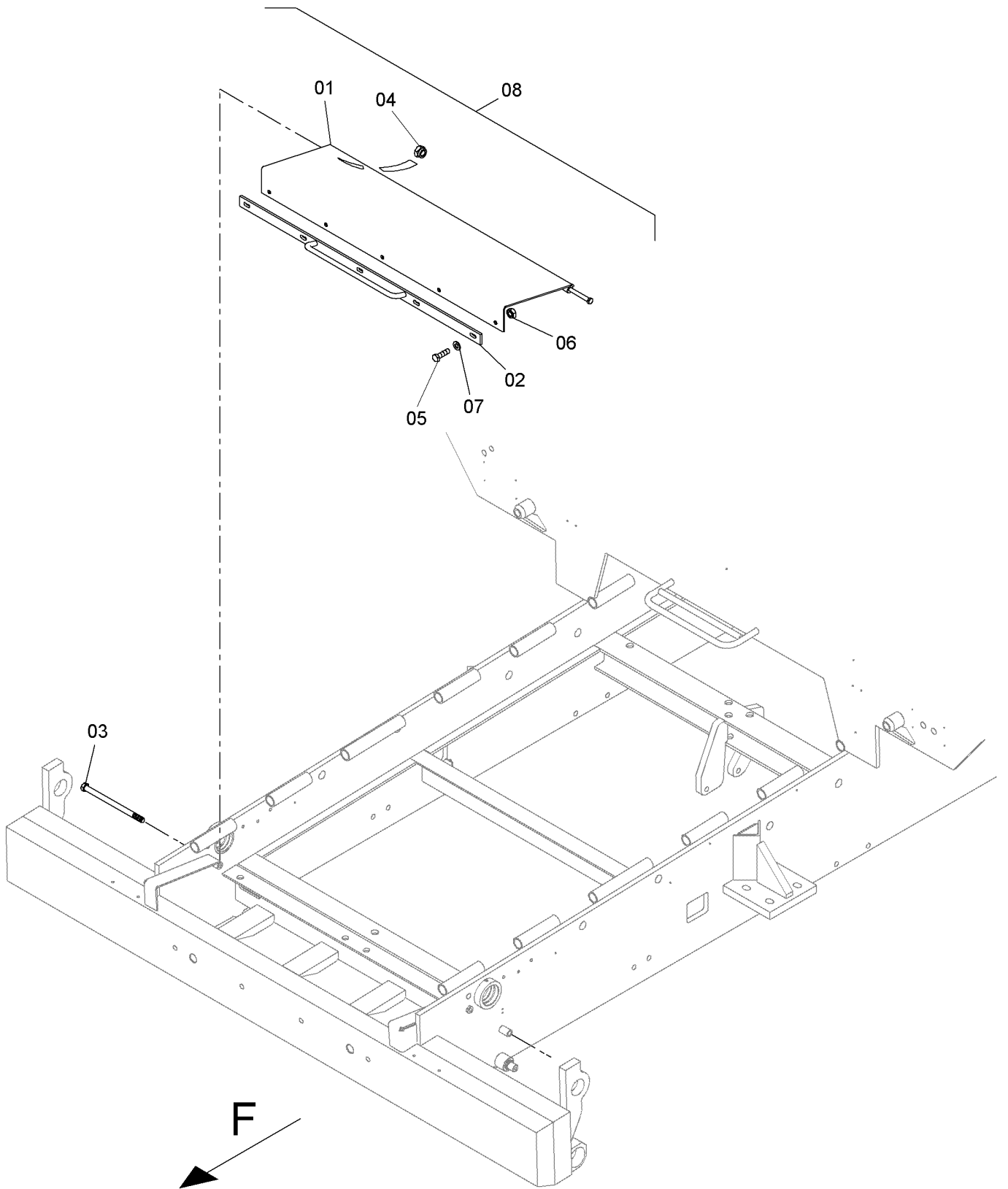
Pos. Item	Best.-Nr. Part No.	Anz. Qty.	Beschreibung Description	Bemerkung Note
	635070000	1	Hopper	
1	635070100	1	Hopper, left	
2	635070200	1	Hopper, right	
3	654072002	2	Hinge rod	
4	500028	2	Screw	
5	49900025	12	Screw retention	
6	867070017	2	Bolt	
7	500048	2	Screw	
8	756070025	2	Bolt	
9	600020	8	Washer	
10	936790604	4	Split pin	
11	930418530	4	Stake support	
12	500032	8	Hex. screw	
13	928847	8	Hex. nut	
15	756073000	1	Cover flap left, compl.	
16	756073100	1	Cover flap right, compl.	
X			Master view cylinder	Grp. 08 15.03.07
			—	
Hopper, compl.				635-06111



Pos. Item	Best.-Nr. Part No.	Anz. Qty.	Beschreibung Description	Bemerkung Note
1	756073001	1	Flat steel	
2	756073002	1	Rubber plate	
3	756073003	1	Support, left	
8	500029	4	Screw	
9	928847	4	Hex. nut	
10	49900025	4	Screw retention	
Cover flap left, compl.				756073000

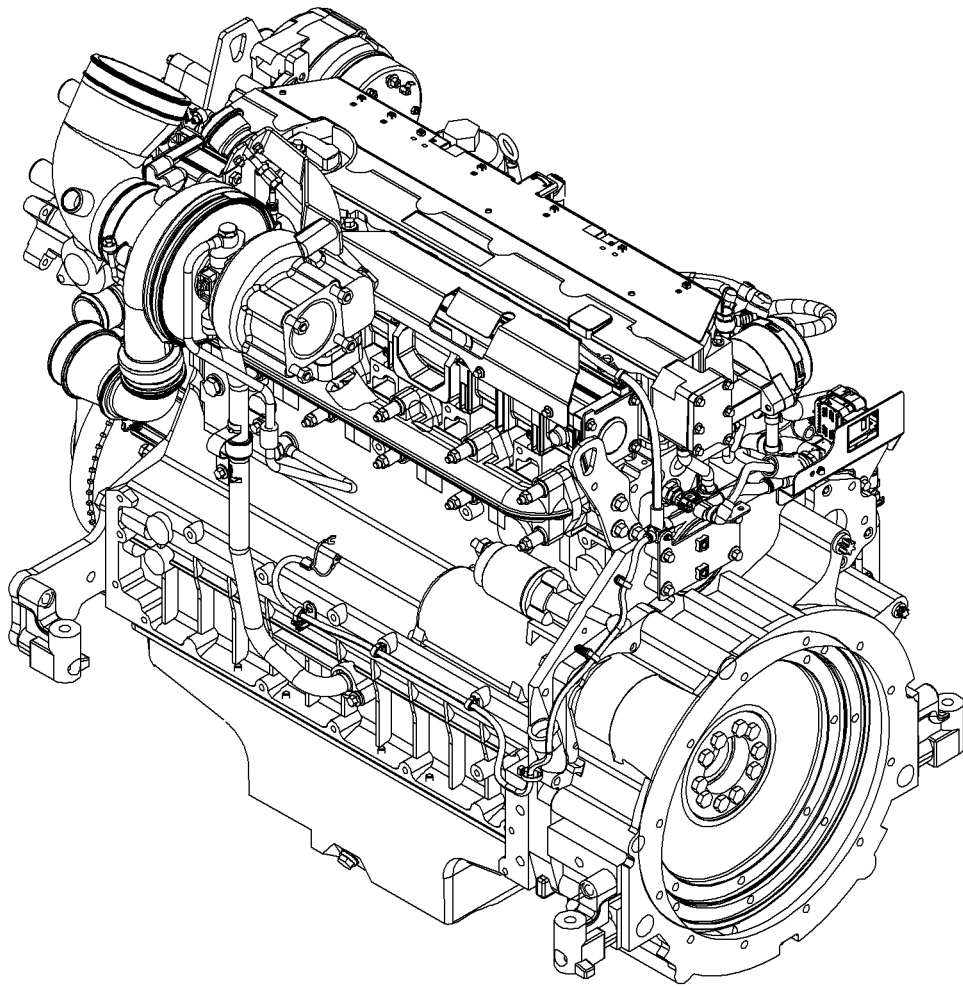


Pos. Item	Best.-Nr. Part No.	Anz. Qty.	Beschreibung Description	Bemerkung Note
1	756073001	1	Flat steel	
2	756073002	1	Rubber plate	
3	756073103	1	Support, right	
8	500029	4	Screw	
9	928847	4	Hex. nut	
10	49900025	4	Screw retention	
Cover flap right, compl.				756073100

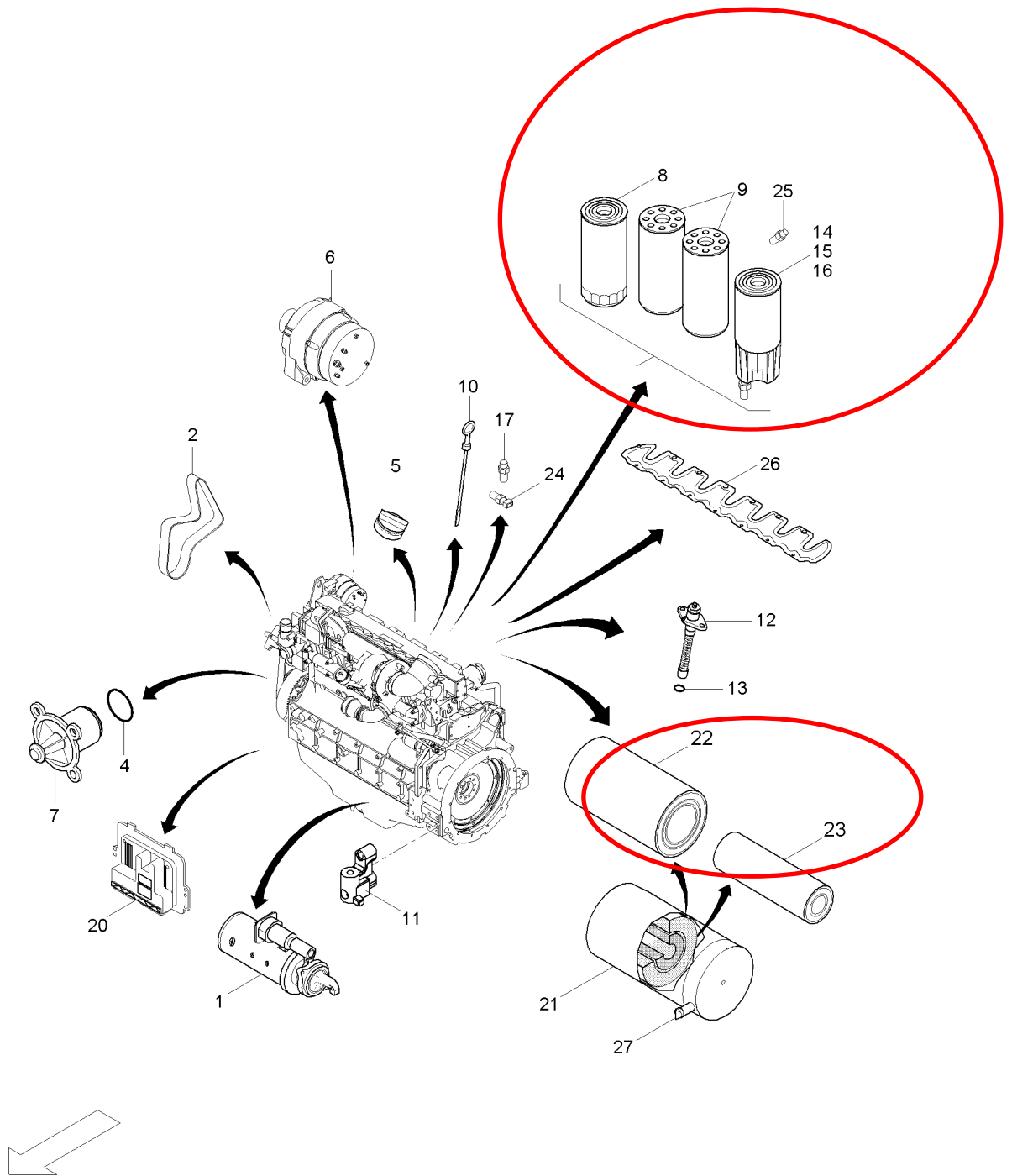


Pos. Item	Best.-Nr. Part No.	Anz. Qty.	Beschreibung Description	Bemerkung Note
	635073110		Dump plate cpl	
1	635073111	1	Dump plate	
2	712073557	1	Champing rail, front	
3	938111543	2	Hex. screw	
4	938500009	2	Hex. nut	
5	500234	5	Screw	
6	938191917	5	Nut	
7	600008	5	Washer	
8	635073110	1	Dump plate cpl	
				19.03.2007
Dump plate				635-06129

Pos. Item	Best.-Nr. Part No.	Anz. Qty.	Beschreibung Description	Bemerkung Note
	900-07072	1	Engine	
Grp. 07, Engine				

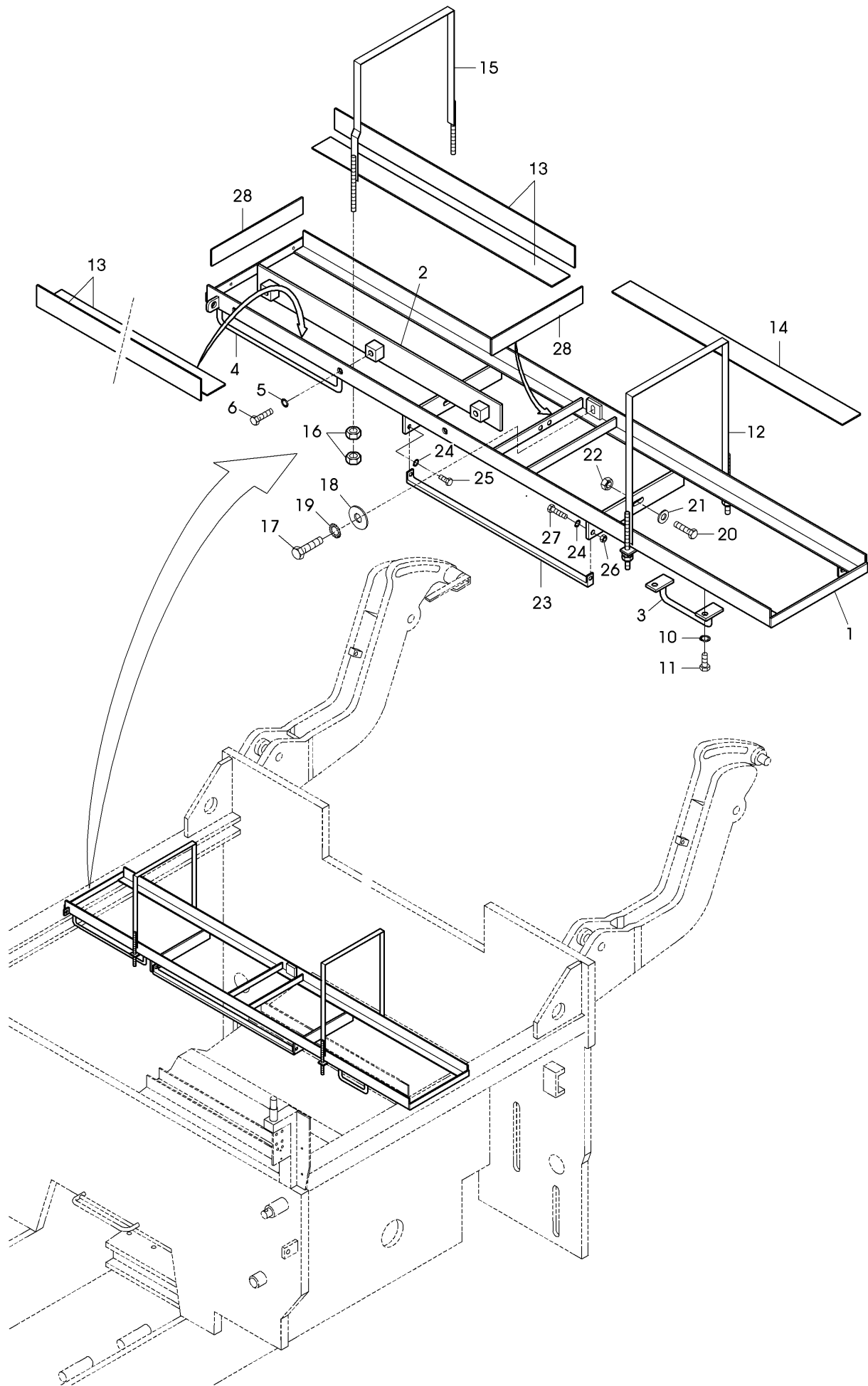


Pos. Item	Best.-Nr. Part No.	Anz. Qty.	Beschreibung Description	Bemerkung Note
1	900500122	1	Engine	
2	634-07901	1	Service parts	
			-	04.09.2007 TH
Engine				900-07072

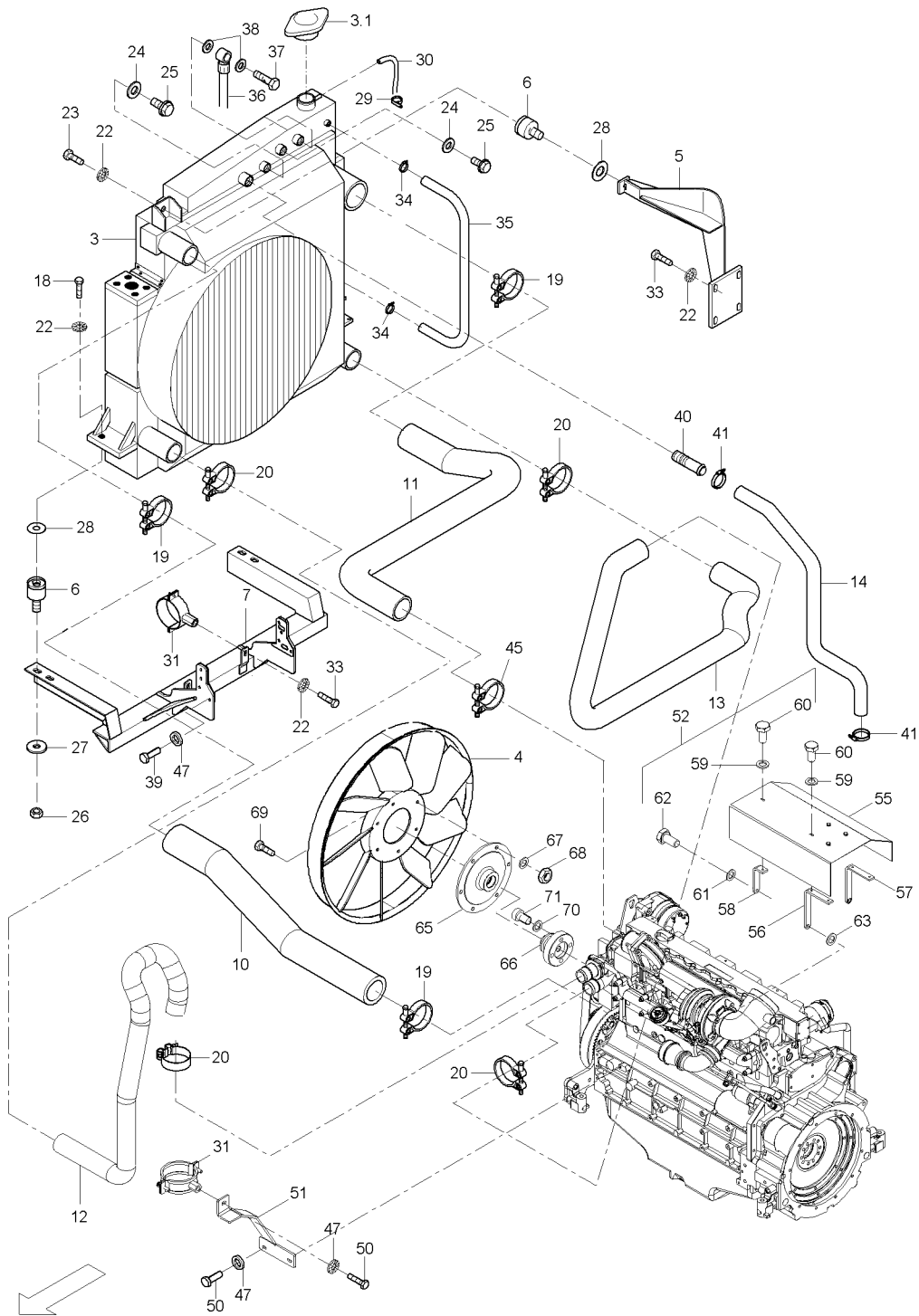


Pos. Item	Best.-Nr. Part No.	Anz. Qty.	Beschreibung Description	Bemerkung Note
			Service parts	
1	900507005	1	Starter	
2	900505672	1	Belt	
4	900505665	1	Circular seal	
5	900505558	1	Cover	
6	900505654	1	Alternator	
7	900509559	1	Water pump	
8	903942	1	Oil filter	
9	900505666	2	Fuel filter	
10	900505606	1	Dipstick	
11	900508433	1	Mounting foot	
12	900508995	2	High pressure pump	
13	900505423	1	Circular seal	
14	900509804	1	Pre-fuel filter, compl.	
_01	900509807	1	_Filter head	
15	900509801	1	Pre-fuel filter, filter element	
16	900509802	1	Pre-filter fuel, water tank	
17	900509587	1	Temperature transmitter, water	
20	900506892	1	Control device	
21	964164343		Air filter, compl.	
22	964321640	1	Air filter element, outside	
23	964325720	1	Air filter element, inside	
24	900509588	1	Oil pressure transmitter	
25	900505625	1	Sensor, waterlevel	
26	900509805	1	Gasket, valve cover	
27		1	Dust release valve	
			–	04.09.2007 TH
Service parts				634-07901

Pos. Item	Best.-Nr. Part No.	Anz. Qty.	Beschreibung Description	Bemerkung Note
	634080009		Drive	
1	637-07149B	1	Tank attachment, compl.	
2	634-07160B	1	Water- oil- air- cooler	
3	634-07171A	1	Silencer, compl.	
4	634-07181A	1	Mounting part for air cleaner	
5	634-07183	1	Air guide plate, compl.	
6	634-07194A	1	Engine frame	
7	635-07196	1	Fuel equipment	
8	635-07199	1	Fuel tank assy.	
9	635-07310	1	Oil drain, cpl.	
			—	07.05.2008 TH
			.	NK00035 TH
			.	WA01011-01039-01190 TH
Grp. 07, Drive				



Pos. Item	Best.-Nr. Part No.	Anz. Qty.	Beschreibung Description	Bemerkung Note
	635086000		Tank bracket assy.	
1	635086001	1	Tank attachment	
2	635086025	1	Thrust holder	
3	723082435	1	Hose holder	
4	723082439	1	Hose holder	
5	49900025	3	Screw retention	
6	500028	3	Screw	
10	49900161	4	Screw retention	
11	500019	4	Screw	
12	635086020	1	Tension strip	
13	371000065	4	Rubber strip	1015mm
14	371000079	2	Rubber strip	1105mm
15	772082421	1	Tension strip	
16	570005	8	Nut	
17	938150871	1	Hex. screw	
18	939570522	1	Washer	
19	49900008	1	Screw retention	
20	500194	2	Screw	
21	600009	2	Washer	
22	938481010	2	Nut	
23	635086033	1	Hose holder	
24	49900025	2	Screw retention	
25	500043	1	Hex. screw	
26	570006	1	Hex. nut	
27	500234	1	Screw	
28	371000084	2	Rubber strip	412 mm
			—	02.04.07
			.	WA00895 BG
Tank attachment, compl.				637-07149B

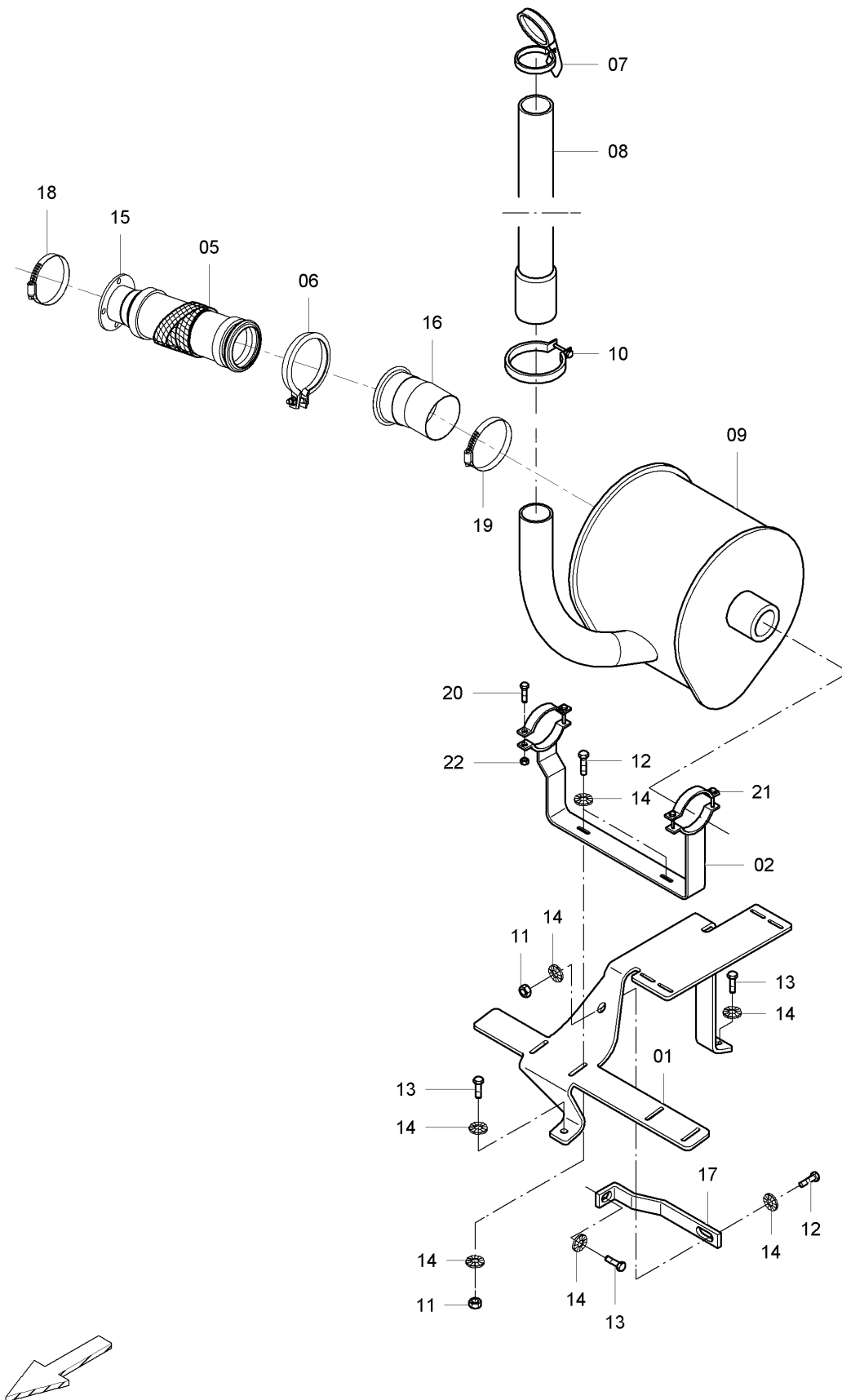


Pos. Item	Best.-Nr. Part No.	Anz. Qty.	Beschreibung Description	Bemerkung Note
	634081500		Water- oil- air- cooler	
3	950583227	1	Combination cooler	
	950599354	1	Cover	
4	950554192	1	Fan	
5	634081501	1	Cooler retainer, top	
6	930235524	5	Rubber buffer	
7	634081510	1	Holder for cooler, down	
10	634081530	1	Form hose	
11	634081535	1	Form hose	
12	634081528	1	Form hose	
13	634081525	1	Form hose	
14	634081538	1	Cooler hose	
18	500028	8	Screw	
19	934349100	4	Hose clamp	
20	934349104	4	Clip	
22	939776115	11	Locking washer	
23	500043	1	Hex. screw	
24	932718324	2	Sealing washer	
25	937910120	2	Plug screw	
26	938480509	4	Hex. nut	
27	990042600	4	Washer	
28	990031110	5	Washer	
29	934362035	1	Pipe clip	
30	930658155	1	Hose	
_01	934362099	2	_Clip	
31	934362129	3	Clip	
33	500048	6	Screw	
34	934400009	2	Hose clip	
35	930638611	1	Cooler hose	
36	930665213	1	Bleeder hose	
37	939210008	1	Hollow screw	
38	932702324	2	Sealing	
39	500021	6	Screw	
40	990090221	1	Hose coupling	
41	934349113	2	Clip	
45	934349112	1	Clip	
47	49901806	9	Screw retention	
50	938185649	3	Hex. screw	
51	634081508	1	Holder for clip	
52	634081540	1	Shield plate	
55	634081541	1	Shield plate	
56	634081544	1	Flat steel	
57	634081545	1	Flat steel	
58	634081543	1	Flat steel	
59	49900080	5	Screw retention	
60	500012	5	Screw	

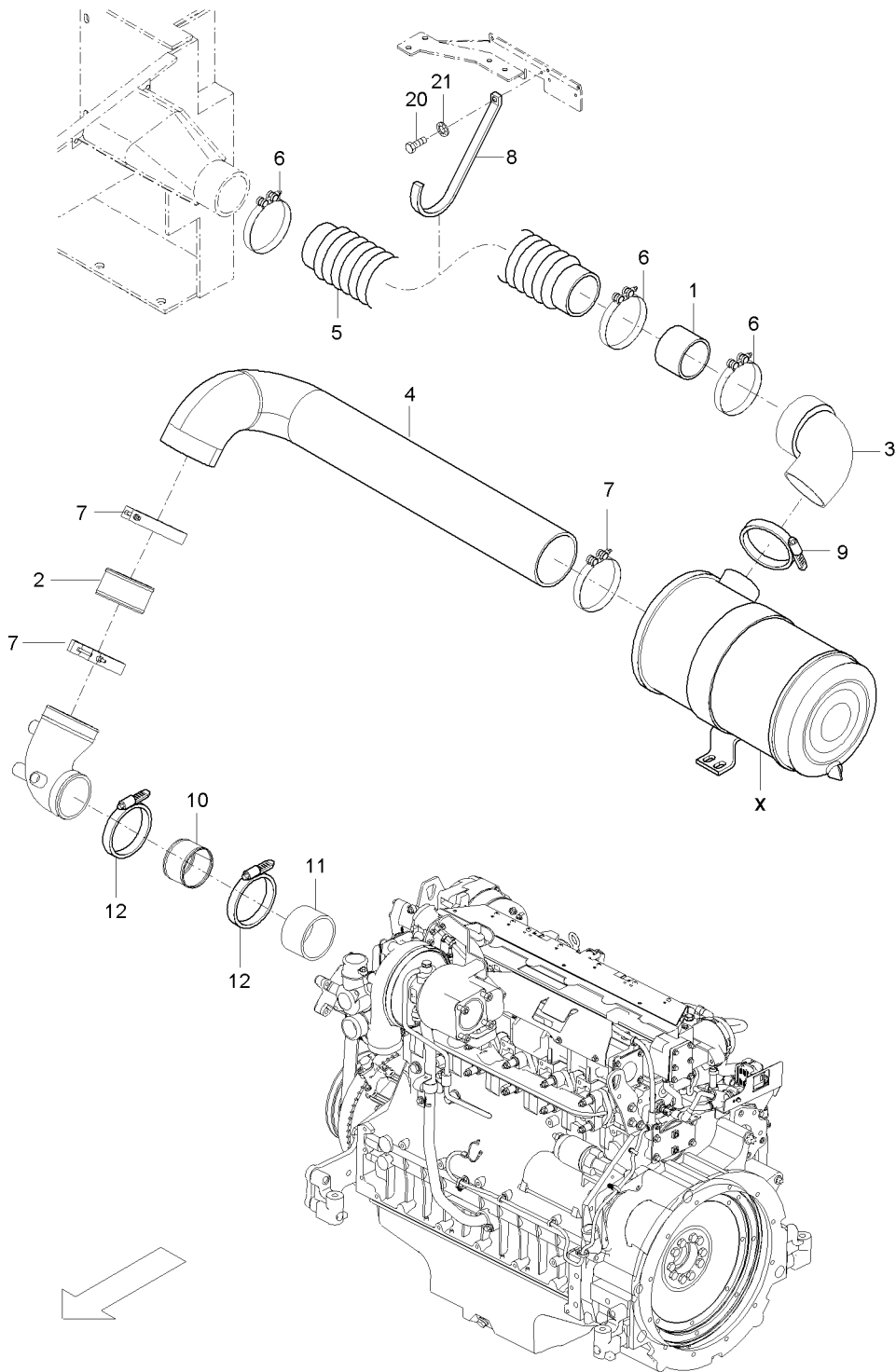
Water- oil- air- cooler

634-07160B

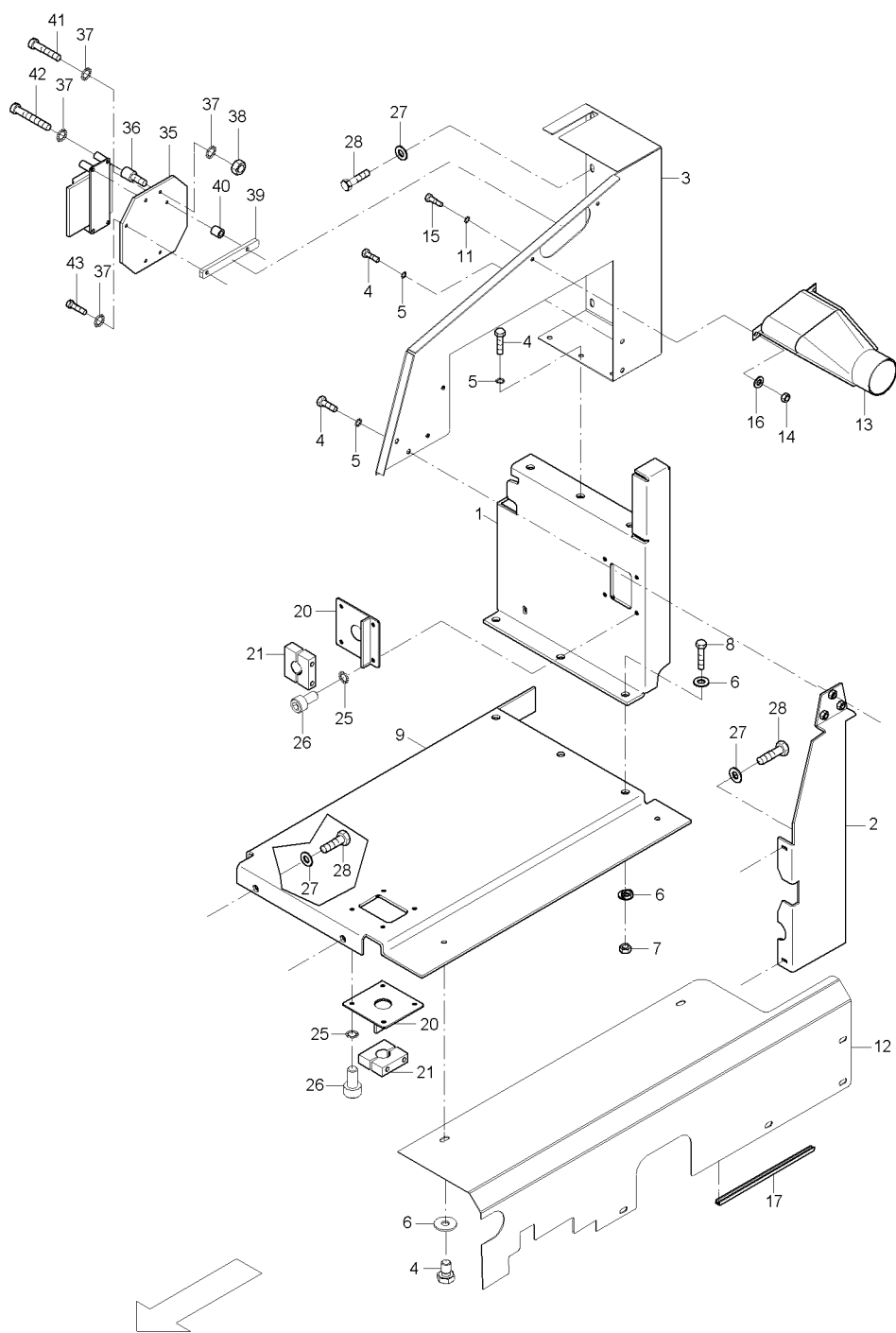
Pos. Item	Best.-Nr. Part No.	Anz. Qty.	Beschreibung Description	Bemerkung Note
61	49900161	1	Screw retention	
62	500019	1	Screw	
63	49900025	2	Screw retention	
65	635901601	1	Washer	
66	635901602	1	Adapter	
67	49901806	6	Screw retention	
68	928849	6	Nut	
69	500021	6	Screw	
70	49901807	4	Screw retention	
71	508029	4	Screw	
			—	08.06.2007 TH
			.	WA00643 TH
			.	WA00696 TH, WA00951 BG
Water- oil- air- cooler				634-07160B



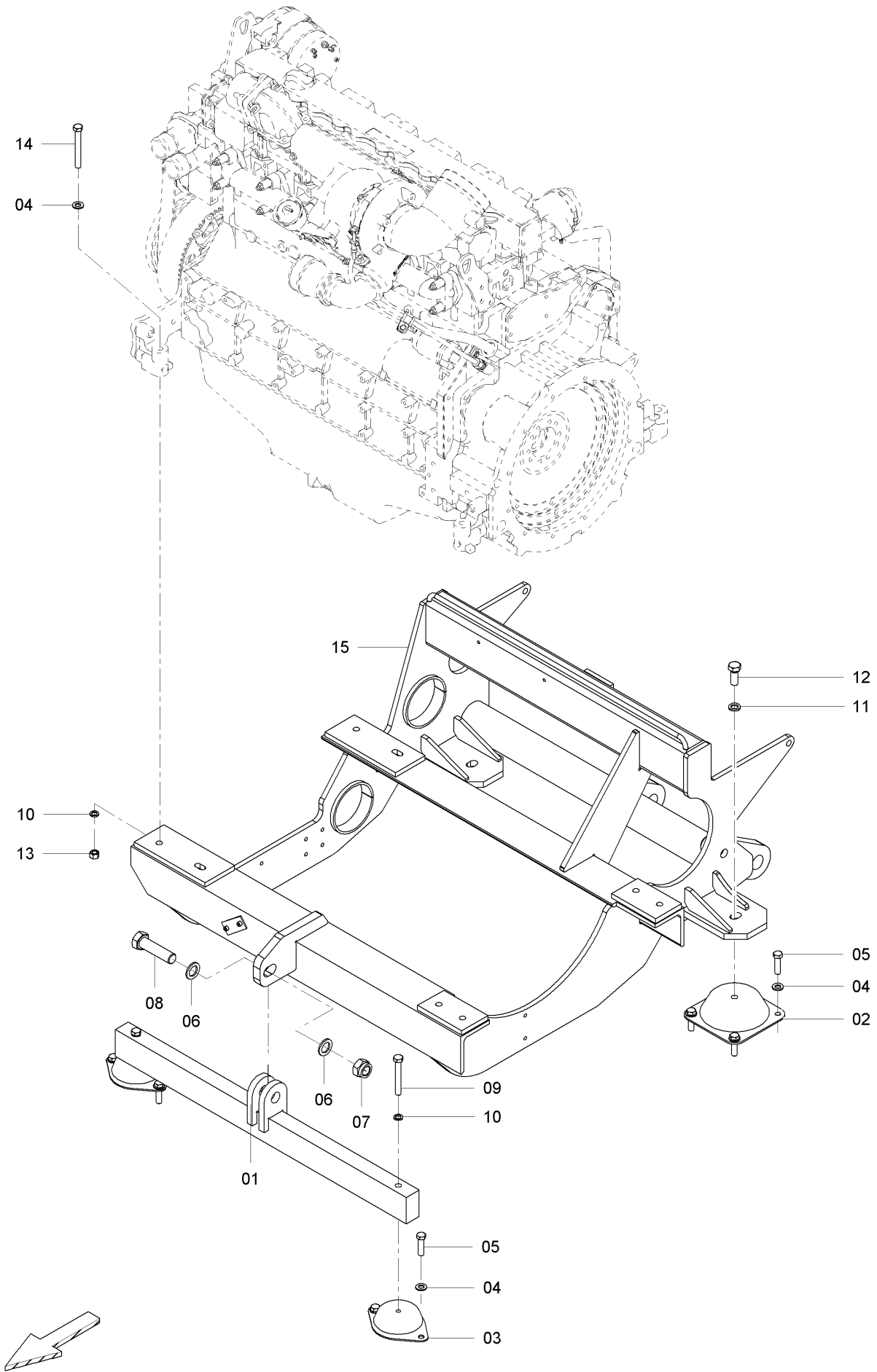
Pos. Item	Best.-Nr. Part No.	Anz. Qty.	Beschreibung Description	Bemerkung Note
	634084000		Silencer, compl.	
1	656086819	1	Console	
2	635084010	1	Silencer holder	
5	930225800	1	Bandage	x m
6	950401254	1	Clip	
7	930404715	1	Weather cap	
8	930414067	1	End pipe	
9	950401247	1	Silencer	
10	934364701	1	Pipe clip	
11	570006	3	Hex. nut	
12	500234	3	Screw	
13	500028	3	Screw	
14	49900025	9	Screw retention	
15	634084020	1	Exhaust pipe	
16	634084015	1	Angle pipe	
17	634084025	1	Brace	
18	934400140	1	Clip	
19	934400170	1	Threaded clip	
20	500037	4	Hex. screw	
21	934366489	2	Bowl clamp	
22	938190518	4	Nut	
			—	04.06.2008 TH
			.	NK00035 TH, WA732 BG
			.	WA-01005-01079 TH
Silencer, compl.				634-07171A



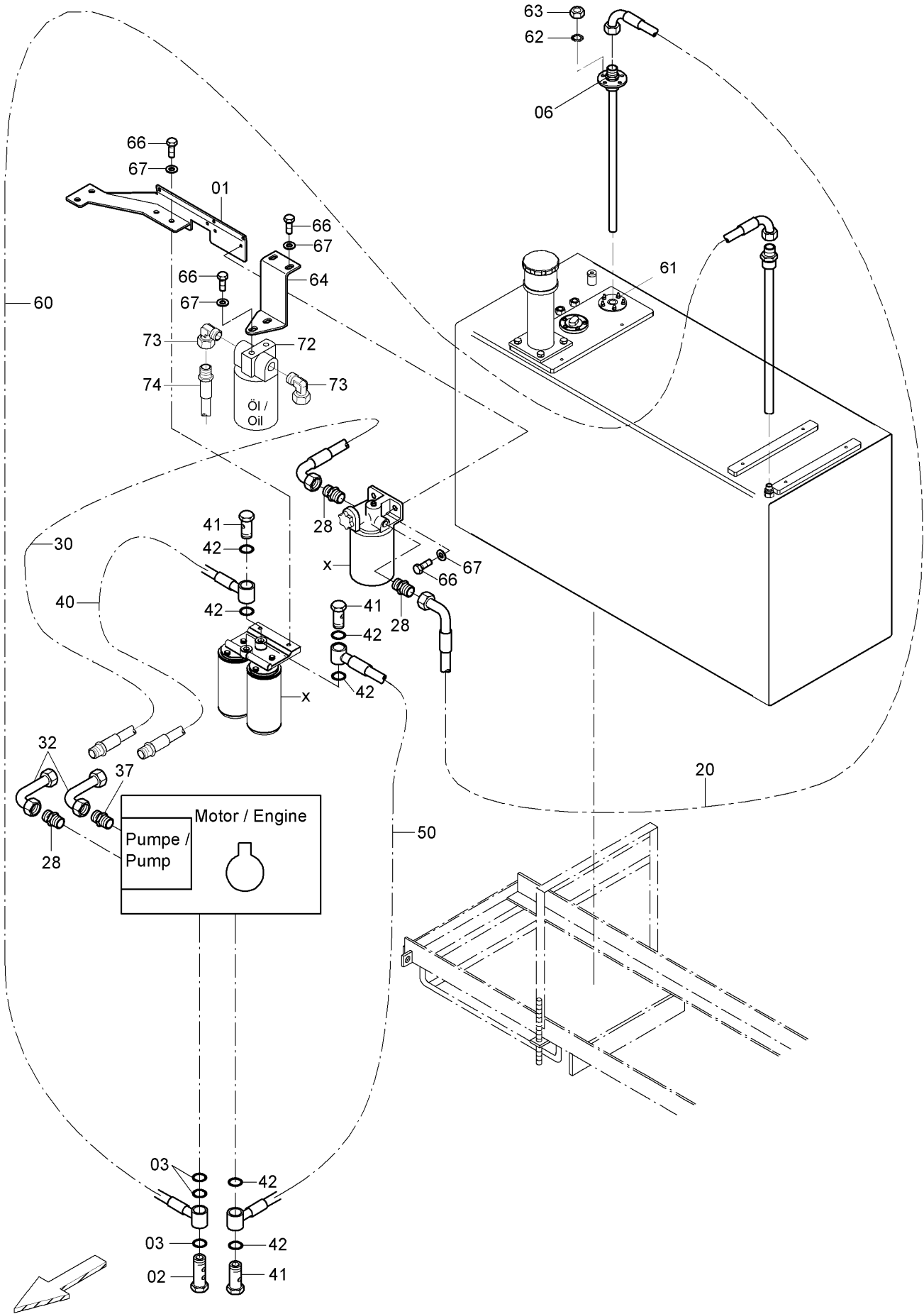
Pos. Item	Best.-Nr. Part No.	Anz. Qty.	Beschreibung Description	Bemerkung Note
	634087600		Mounting part for air cleaner	
1	635087506	1	Connection tube	
2	634087605	1	Connection tube	
3	635087511	1	Form hose	
4	634087615	1	Form hose	
5	930665940	1	Hose with spiral	
6	934367021	3	Hose clamp	
7	934349108	3	Clip	
8	637087515	1	Tube holder	
9	934349107	1	Clip	
10	769085190	1	Connection tube	
11	769085191	1	Hose socket	
12	934400180	2	Clip	
20	500138	1	Hex. screw	
21	49900161	1	Screw retention	
X			See engine parts	Grp. 07
			—	27.06.2007 TH
			.	NK00035 TH
			.	WA00696 TH
Mounting part for air cleaner				634-07181A



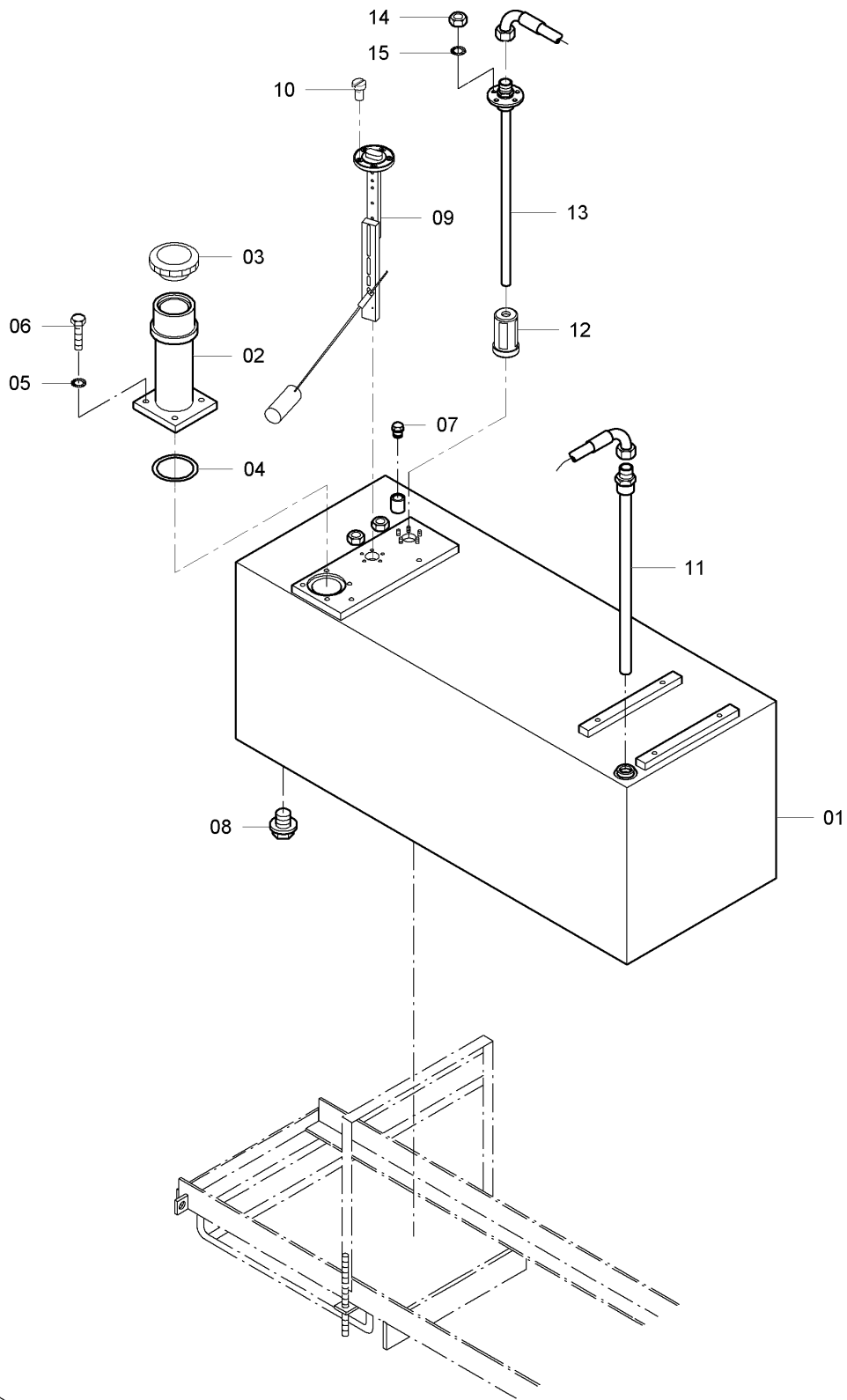
Pos. Item	Best.-Nr. Part No.	Anz. Qty.	Beschreibung Description	Bemerkung Note
	634082600		Air guide plate, compl.	
1	634082607	1	Baffle plate	
2	635082510	1	Baffle plate	
3	634082602	1	Baffle plate, top	
4	500043	10	Hex. screw	
5	49900025	8	Screw retention	
6	939570016	8	Washer	
7	928847	3	Hex. nut	
8	500028	3	Screw	
9	634082625	1	Baffle plate, down	
11	49900161	2	Screw retention	
12	634082630	1	Sealing plate	
13	635082530	1	Receptacle	
14	570005	2	Nut	
15	500053	2	Screw	
16	49901109	2	Washer	
17	930280159	1	Protection	x m
20	637082556	2	Plate	
21	934361066	2	Clip	
25	49900080	8	Screw retention	
26	937924218	8	Cylinder screw	
27	939570016	14	Washer	
28	500048	14	Screw	
35	635082516	1	Mounting plate	
36	930235257	4	Rubber buffer	
37	49900080	10	Screw retention	
38	570004	4	Hex. nut	
39	635082517	1	Guide	
40	312002637	1	Tube	
41	500013	1	Hex. screw	
42	500040	4	Screw	
43	500012	1	Screw	
			—	12.06.2007 TH
			.	NK00035 TH
Air guide plate, compl.				634-07183



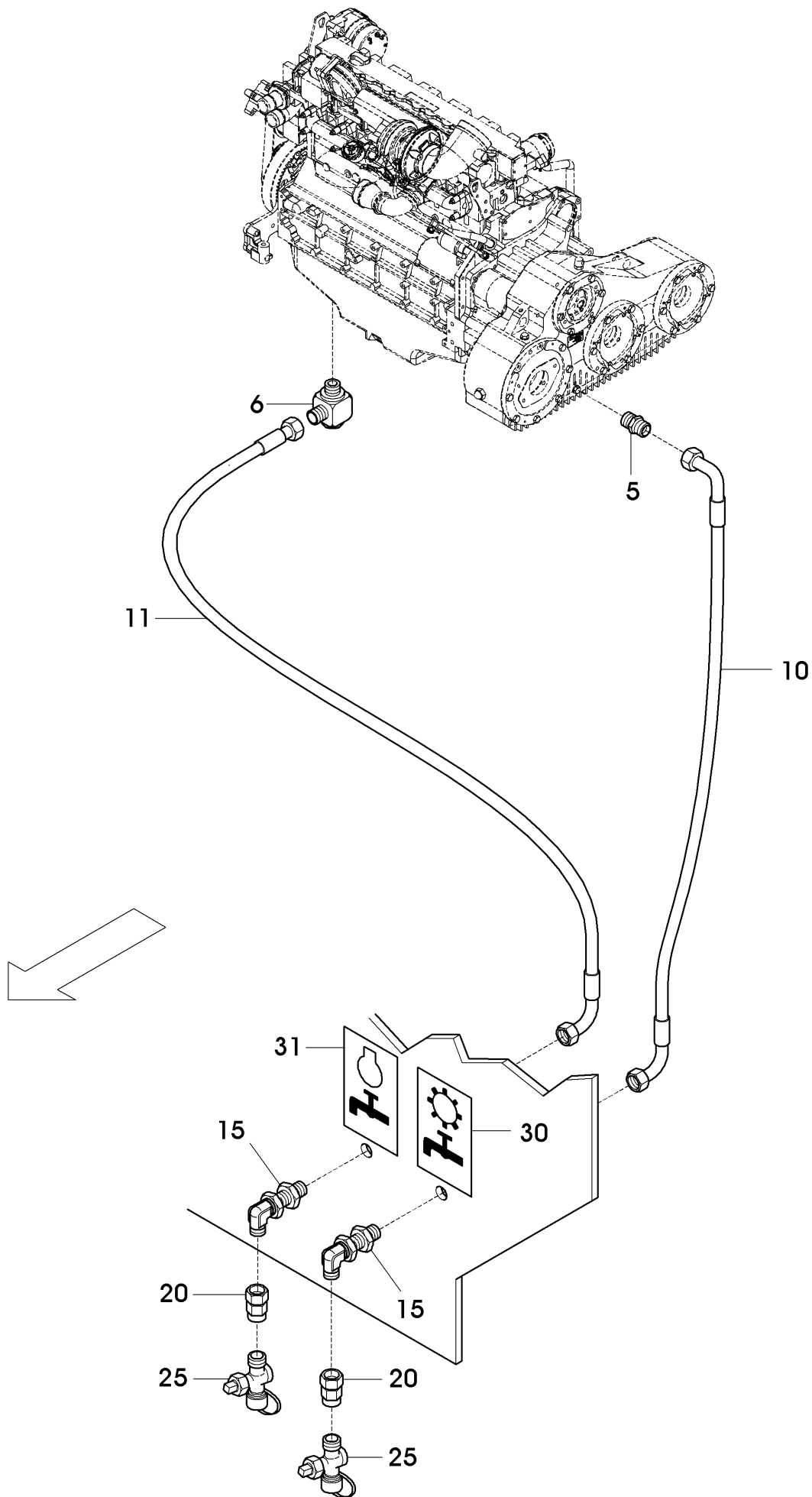
Pos. Item	Best.-Nr. Part No.	Anz. Qty.	Beschreibung Description	Bemerkung Note
	634081300		Engine frame, compl.	
1	634081350	1	Engine support, front	
2	966613801	2	Machine foot	
3	966613800	2	Engine bearing rear	
4	600009	18	Washer	
5	500194	12	Screw	
6	49901830	2	Locking washer	
7	938481016	1	Hex. nut	
8	500130	1	Hex. screw	
9	49900253	2	Screw	
10	49901808	8	Screw retention	
11	49901809	2	Screw retention	
12	49900027	2	Hex. screw	
13	570007	6	Hex. nut	
14	49900375	6	Screw	
15	634081370	1	Engine frame	
			—	06.05.2008 TH
			.	WA00016-01190 TH
Engine frame				634-07194A



Pos. Item	Best.-Nr. Part No.	Anz. Qty.	Beschreibung Description	Bemerkung Note
	635087200		Fuel equipment	
1	635087001	1	Holder	
2	939737016	1	Hollow screw	
3	932702328	3	Sealing	
6	961935228	1	Straight double-ended union	
20	635087020	1	Hose	
28	961935208	3	Straight double-ended union	
30	635087030	1	Hose	
32	635087032	2	Pipe bend	
37	961935229	1	Straight double-ended union	
40	635087040	1	Hose	
41	939210008	3	Hollow screw	
42	932702324	6	Sealing	
50	635087050	1	Hose	
60	635087060	1	Hose	
61	938270115	5	Stud bolt screw	
62	938900516	5	Washer	
63	938191013	5	Nut	
64	635087110	1	Oil filter console	
66	500029	6	Screw	
67	939570516	6	Washer	
72	635087272	1	Oil filter	
73	49220486	2	Stud	
74	930667555	1	Hose	
X			See engine parts	
			—	22.05.2008 TH
			.	WA01151 TH
Fuel equipment				635-07196

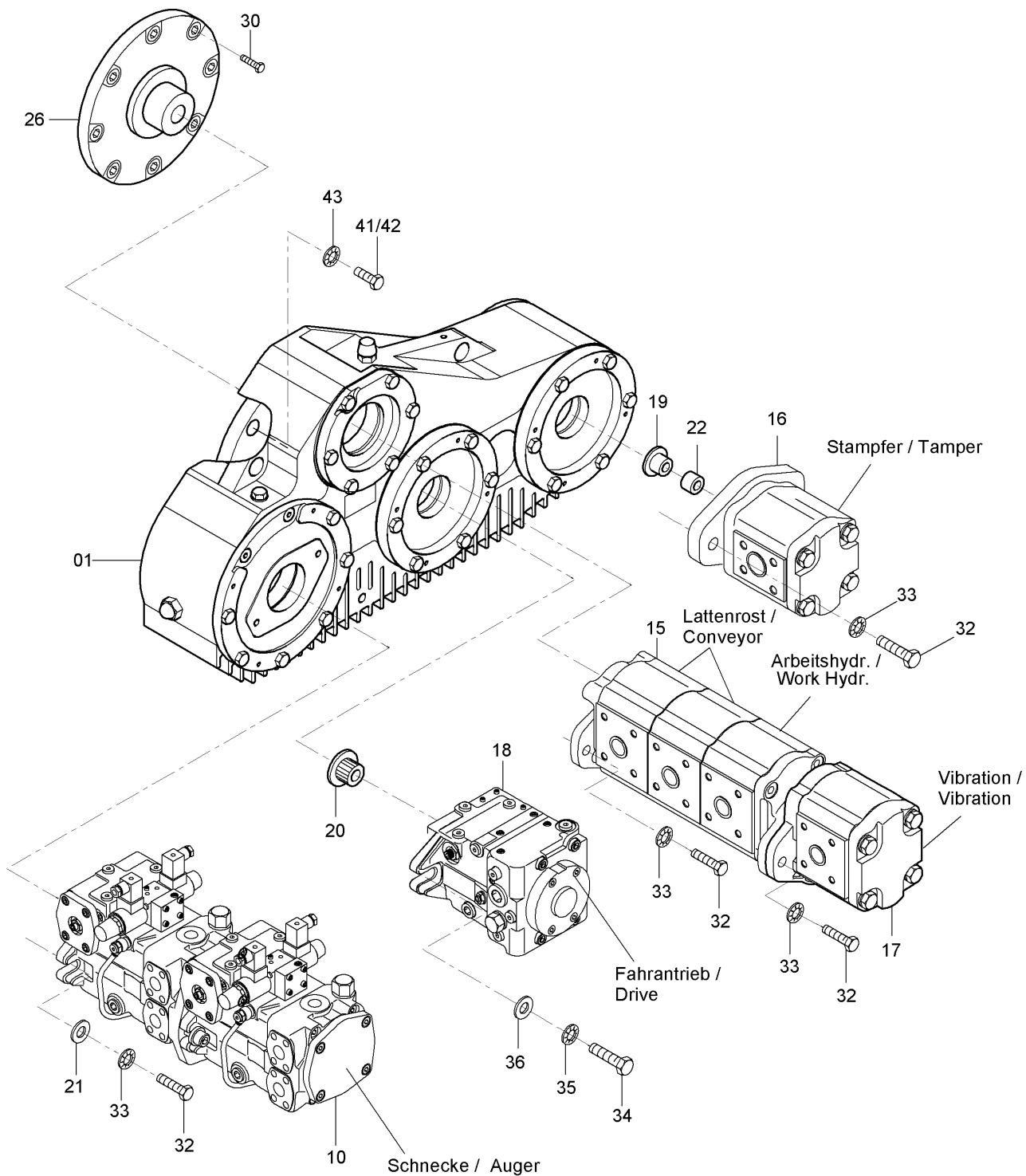


Pos. Item	Best.-Nr. Part No.	Anz. Qty.	Beschreibung Description	Bemerkung Note
	635086500		Fuel tank, compl.	
1	635086501	1	Fuel tank	
2	20007881	1	Filling neck	
3	49300329	1	Tank Cap	
4	49020180	1	O-ring	
5	49900025	4	Screw retention	
6	500048	4	Screw	
7	961175108	1	Plug screw	
8	961175211	1	Drain plug	
9	977044001	1	Tank indicator	
10	533027	5	Screw	
11	635087010	1	Return line pipe	
12	903736230	1	Sieve	
13	635087005	1	Intake stud	
14	938191013	5	Nut	
15	938900516	5	Washer	
			—	09.05.2008 TH
			.	WA00330-00718 TH
Fuel tank assy.				635-07199

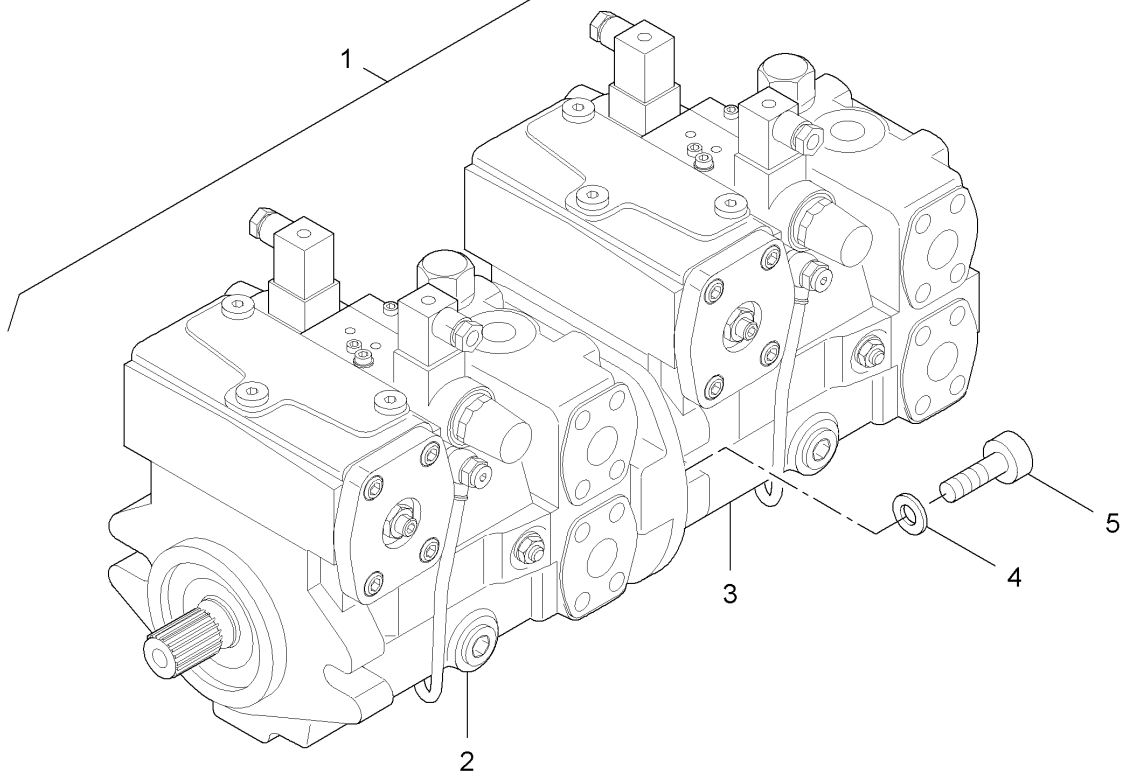
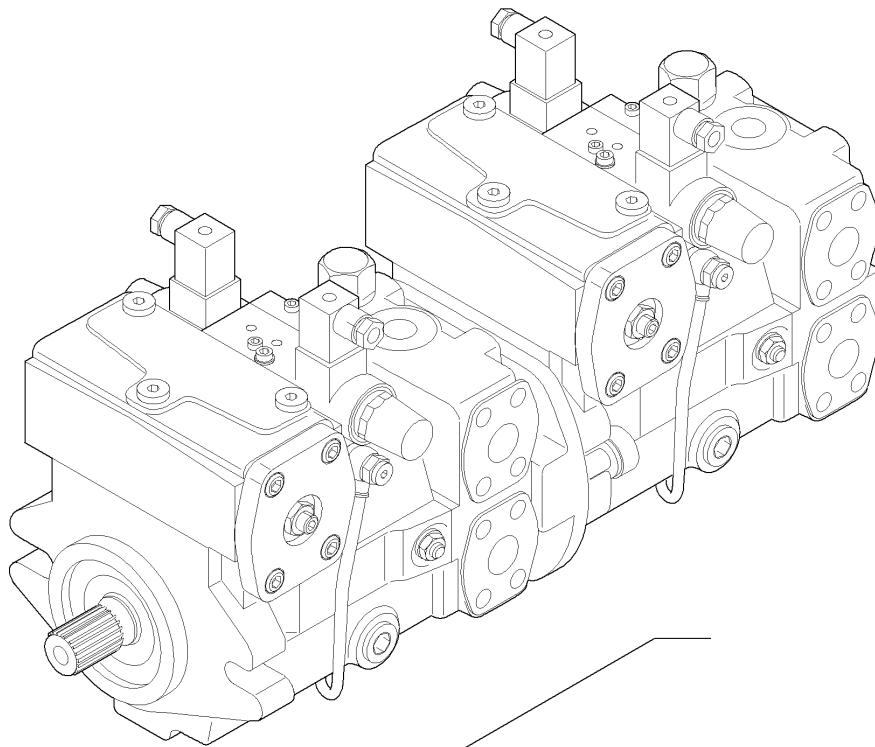


Pos. Item	Best.-Nr. Part No.	Anz. Qty.	Beschreibung Description	Bemerkung Note
	635082000		Oil drain, cpl.	
5	961935209	1	Stud	
6	961354002	1	Pressure banjo fittings	
10	960851852	1	Hose	
11	960853006	1	Hose	
15	961907009	2	Stud	
20	961122109	2	Stud	
25	930286510	2	Breather valve	
30	990000223	1	Inform sign: Oil drain gear	
31	990000221	1	Inform sign: Oil drain-engine	
			–	30.03.2007
Oil drain, cpl.				635-07310

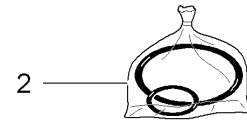
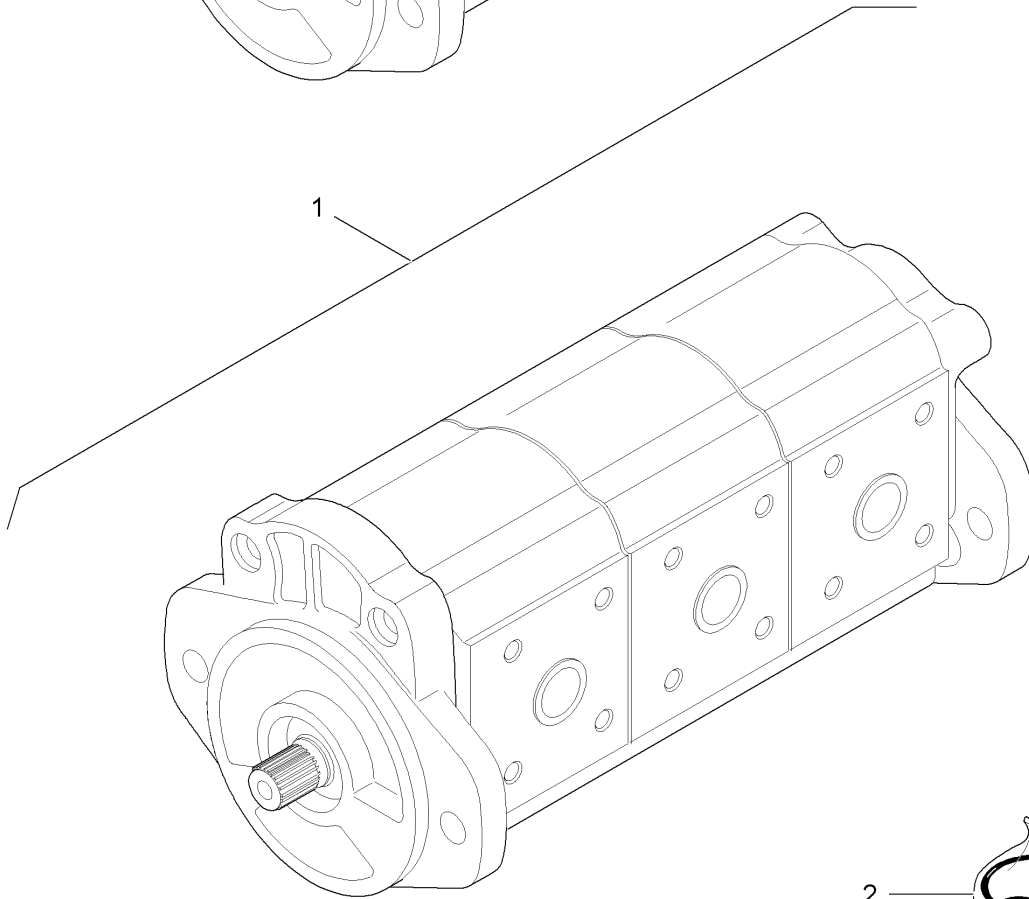
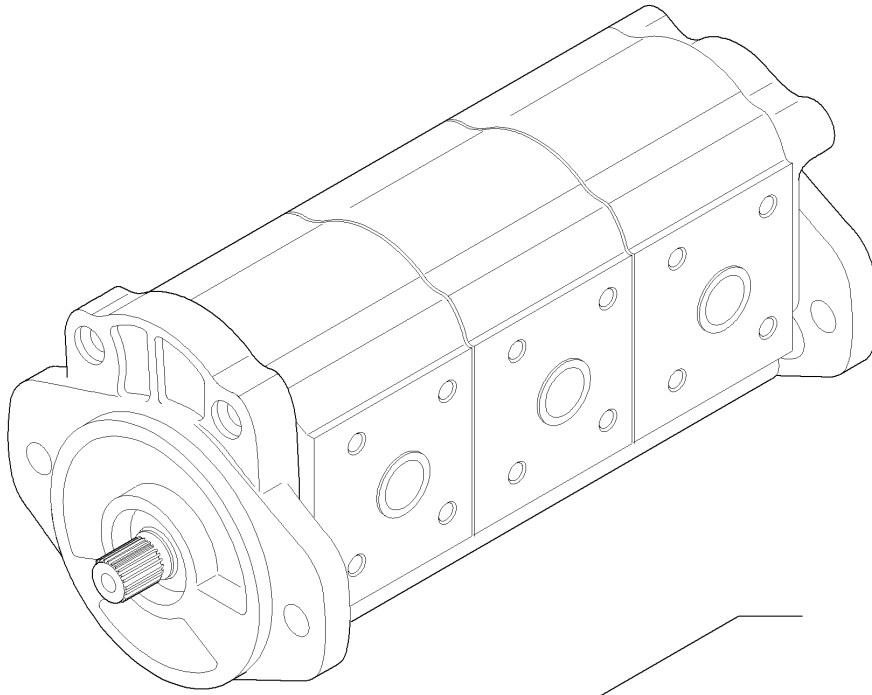
Pos. Item	Best.-Nr. Part No.	Anz. Qty.	Beschreibung Description	Bemerkung Note
	634191500		Split gear box	
1	634-07511	1	Split gear box	
2			–	06.12.2007
Grp. 07, Split gear box				



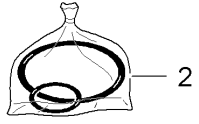
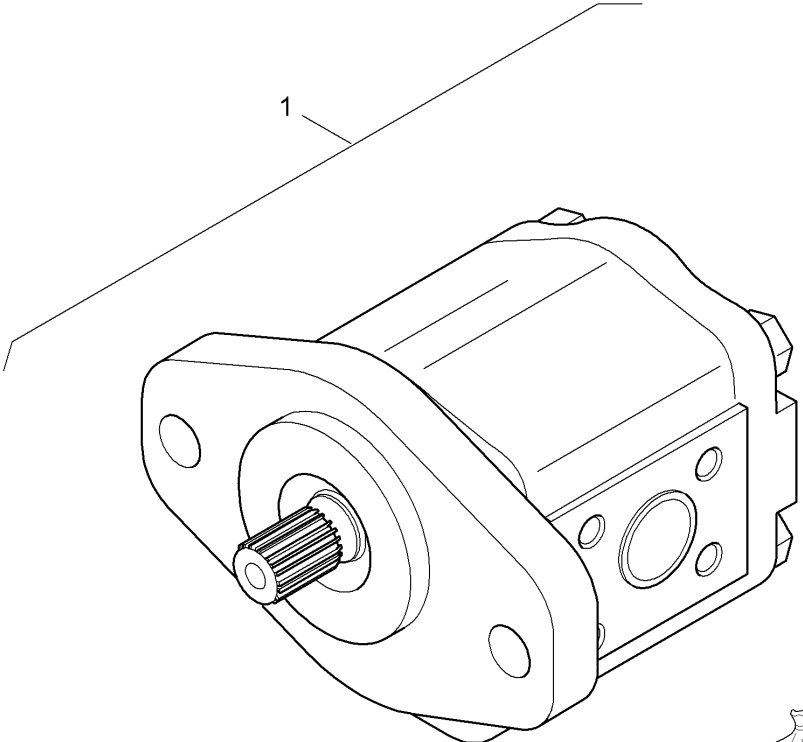
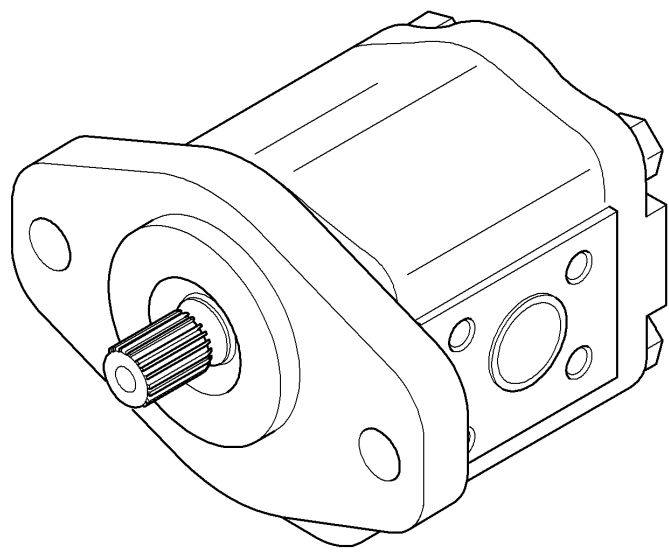
Pos. Item	Best.-Nr. Part No.	Anz. Qty.	Beschreibung Description	Bemerkung Note
	634190001		Split gear box	
1	951073567	1	Spur gear	
10	967045559	1	Tandem pump	
15	967190154	1	Pump	
16	967107340	1	Pump	
17	967107109	1	Pump	
18	967007970	1	Pump	
19	951006284	1	Profile bushing	
20	951006289	1	Profile bushing	
21	756191043	2	Washer	
22	722193218	1	Distance bushing	
26	933538036	1	Coupling	
30	938145127	8	Screw	
32	500193	6	Hex. screw	
33	49900032	6	Screw retention	
34	500037	2	Hex. screw	
35	49900032	2	Screw retention	
36	939130014	2	Washer	
41	500029	11	Screw	
42	500028	1	Screw	
43	49900025	12	Screw retention	
			—	19.07.2007 TH
			.	WA-00343 TH
Split gear box				634-07511



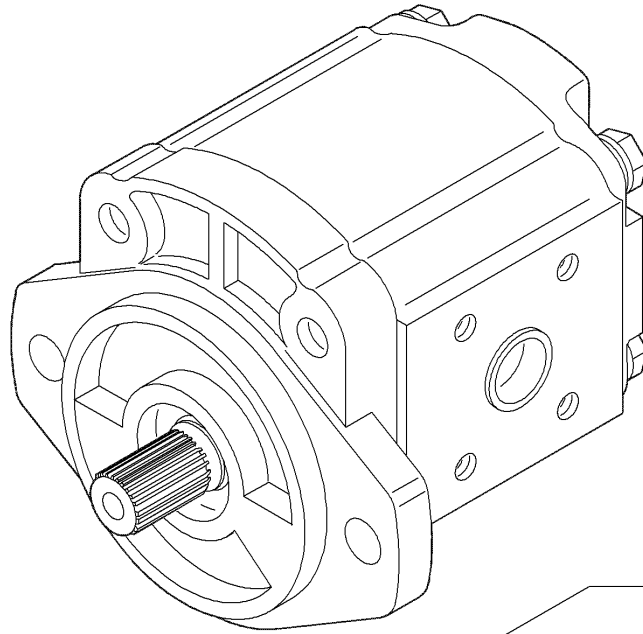
Pos. Item	Best.-Nr. Part No.	Anz. Qty.	Beschreibung Description	Bemerkung Note
1	967045559	1	Tandem pump	
2	967005517	1	Pump	
3	967005508	1	Pump	
4	967670105	2	Washer	
5	937934387	2	Cylinder screw	
			–	21.01.2008 TH
Tandem pump				967045559




Pos. Item	Best.-Nr. Part No.	Anz. Qty.	Beschreibung Description	Bemerkung Note
1	967190154	1	Pump	
2	967536861	1	Seal kit	22.01.2008 TH
			-	
Pump				967190154



Pos. Item	Best.-Nr. Part No.	Anz. Qty.	Beschreibung Description	Bemerkung Note
1	967107340	1	Pump	
2	967536842	1	Seal kit	22.01.2008 TH
			-	
Pump				967107340

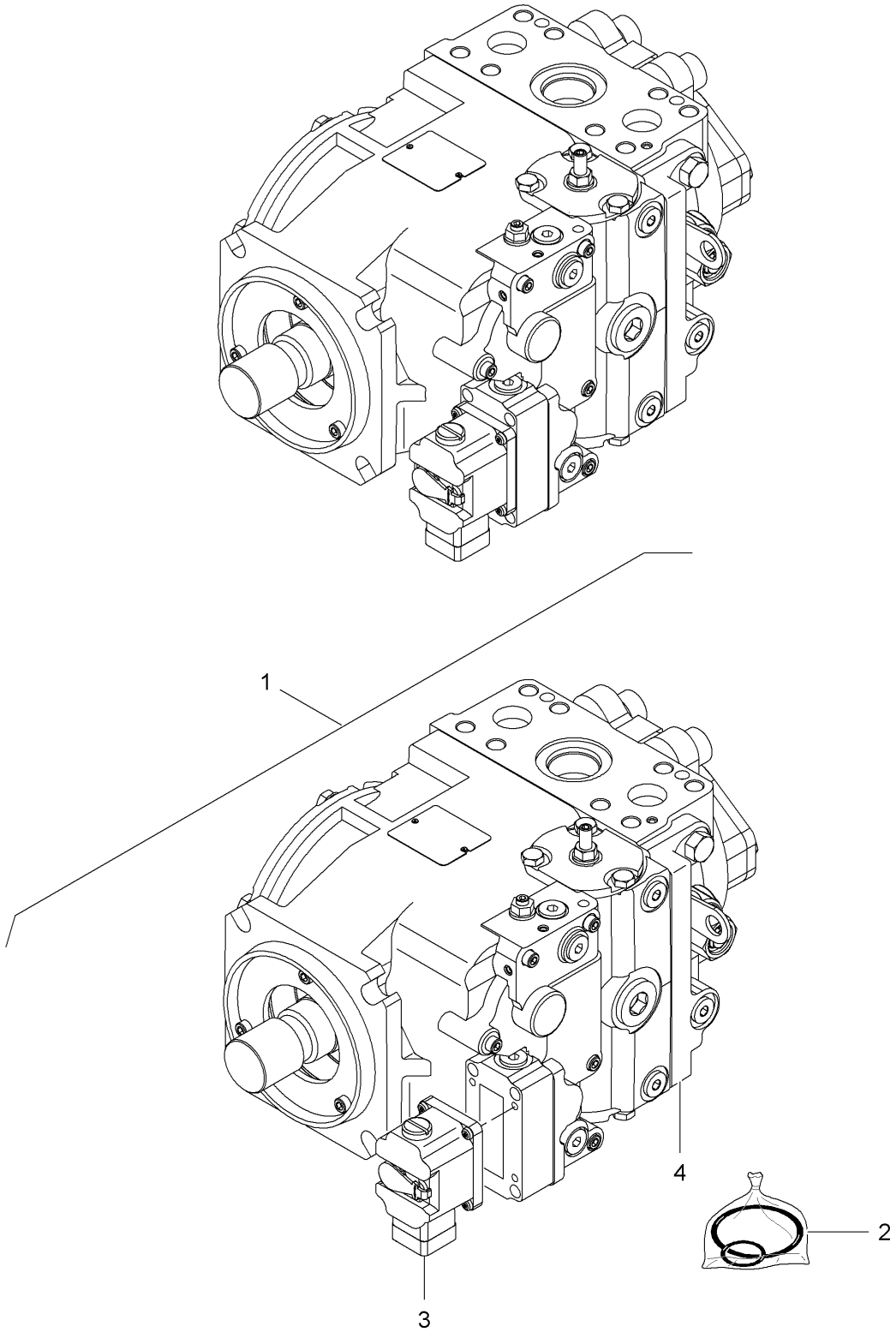


1



2

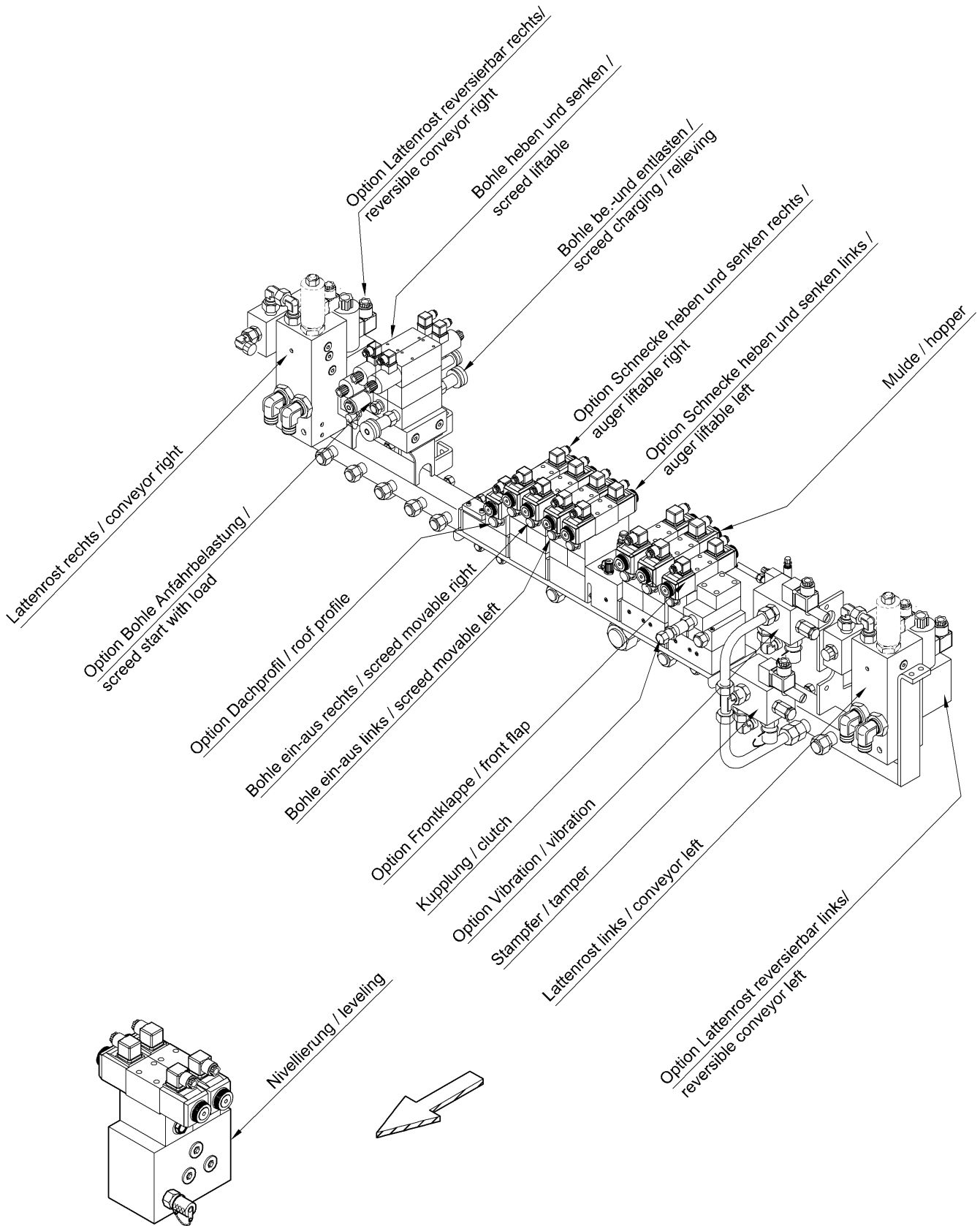
Pos. Item	Best.-Nr. Part No.	Anz. Qty.	Beschreibung Description	Bemerkung Note
1	967107109	1	Pump	
2	967536863	1	Seal kit	23.01.2008 TH
			-	
Pump				967107109



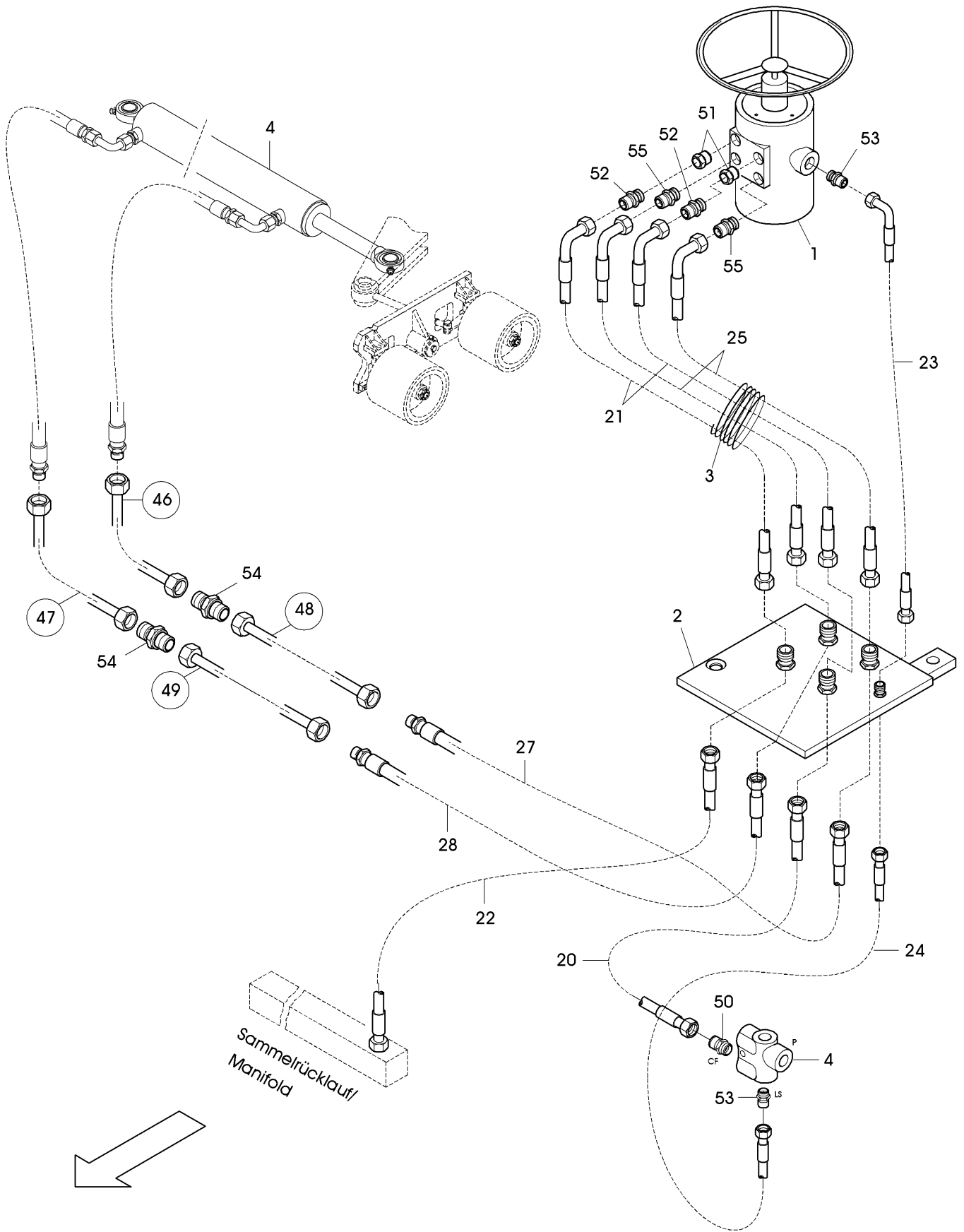
Pos. Item	Best.-Nr. Part No.	Anz. Qty.	Beschreibung Description	Bemerkung Note
1	967007970	1	Pump	
2	679686	1	Sealing kit	
3	967664445	1	Electr.-hydr. servo control	
4	963460005	1	Multi function valve	
			–	25.01.2008 TH
Pump				967007970

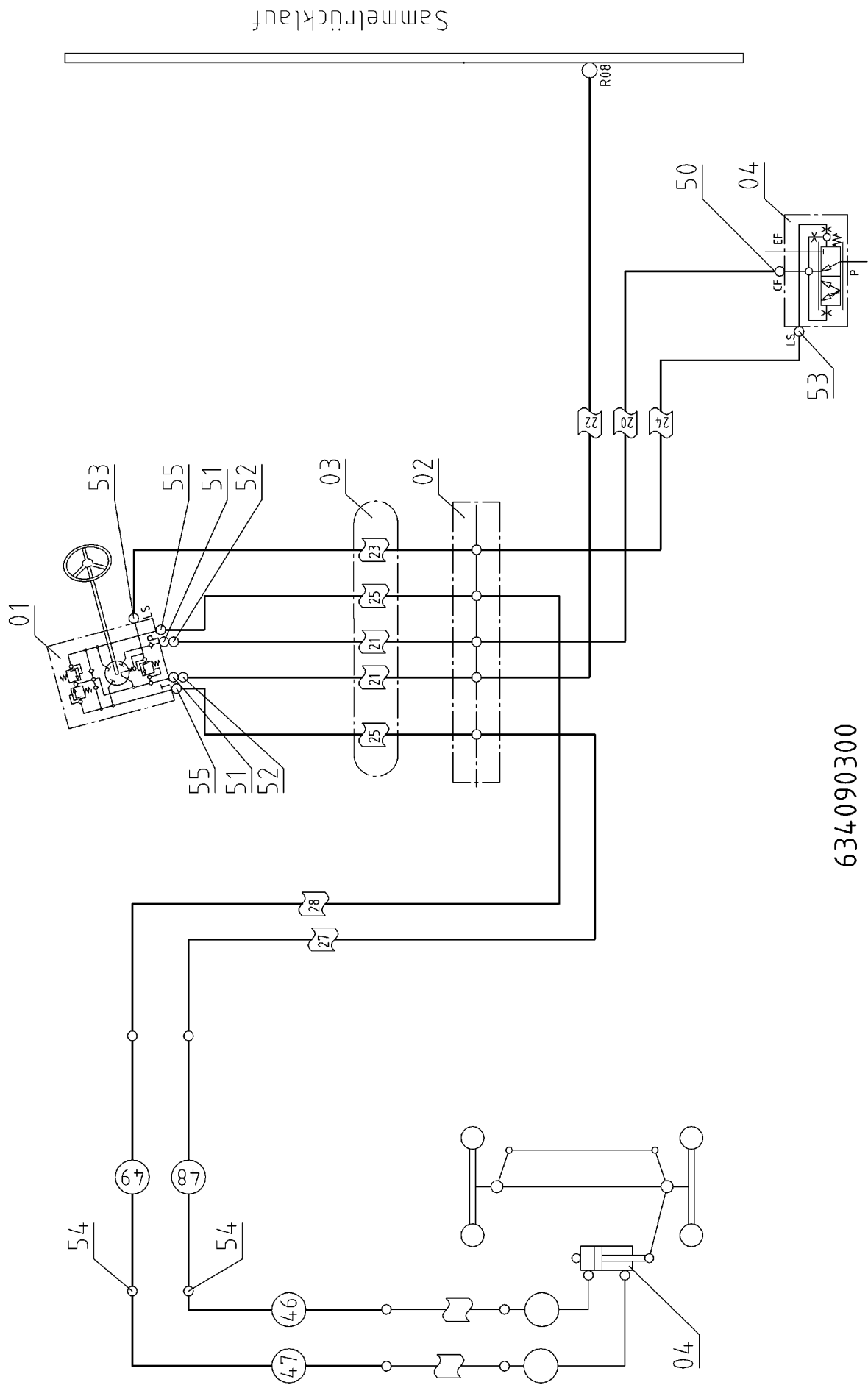
Pos. Item	Best.-Nr. Part No.	Anz. Qty.	Beschreibung Description	Bemerkung Note
	634090022		Hydraulic equipment	
1	634-08002	1	Valve view	
2	634-08100	1	Steering	
3	635-08111	1	Auger	
4	634-08117	1	Levelling	
5	635-08121A	1	Hydraulic oil tank	
6	635-08126	1	Manifold	
7	635-08127	1	Screed lift	
8	634-08129A	1	Work hydraulic	
9	635-08135	1	Conveyor	4Zyl./4Cyl.
10	635-08141A	1	Vibration	
11	635-08143A	1	Tamper	
12	634-08190	1	Drive control unit	
13	634-08273	1	Test ledge, compl.	
14	635-08431	1	Hose bundle screed	
15	634-08610	1	Master view cylinder	Grp. 08
			—	03.04.08 BG
			.	WA-01089, WA-1180

Grp. 08, Hydraulic



Pos. Item	Best.-Nr. Part No.	Anz. Qty.	Beschreibung Description	Bemerkung Note
Valve view				
Valve view			634-08002	



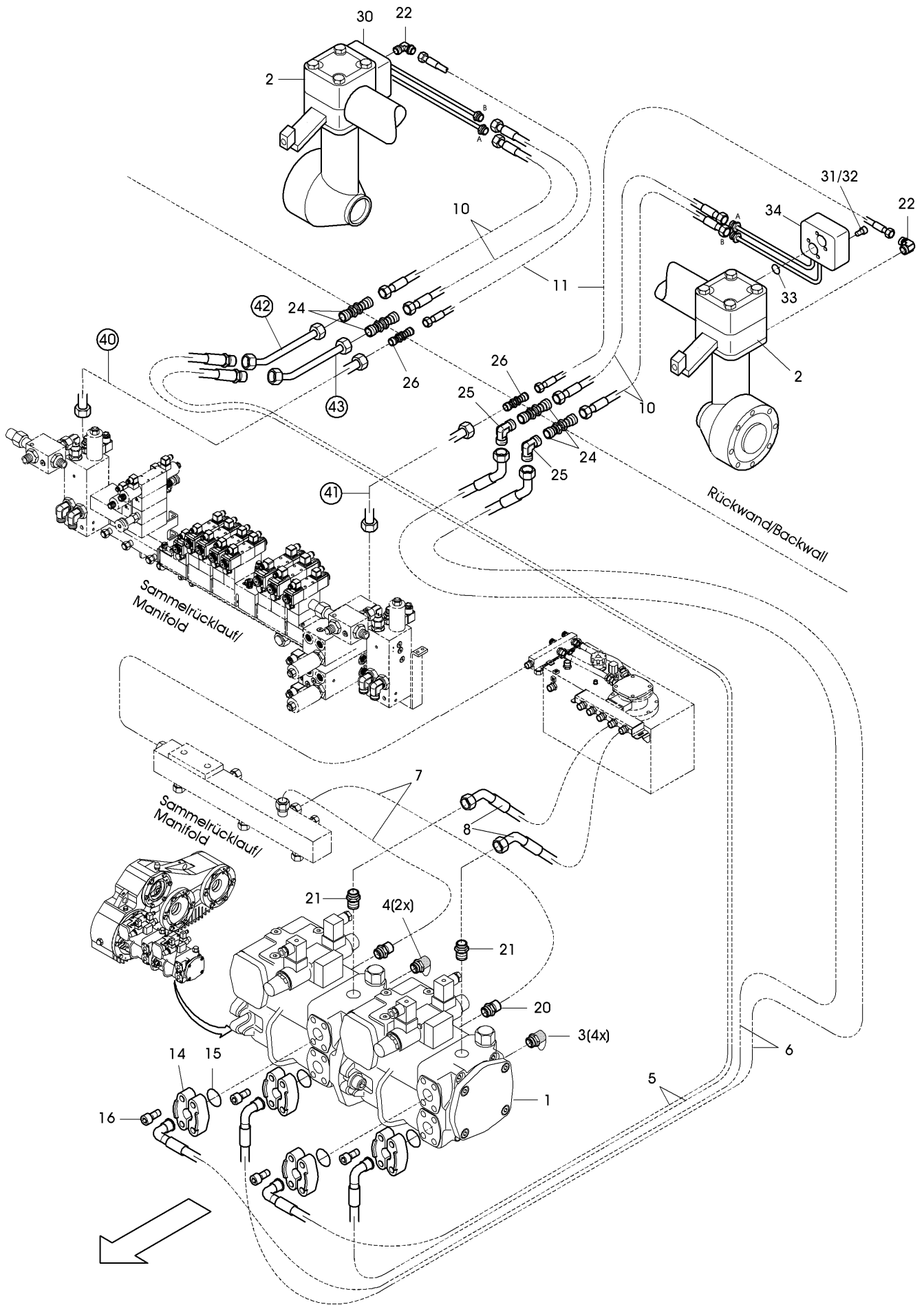


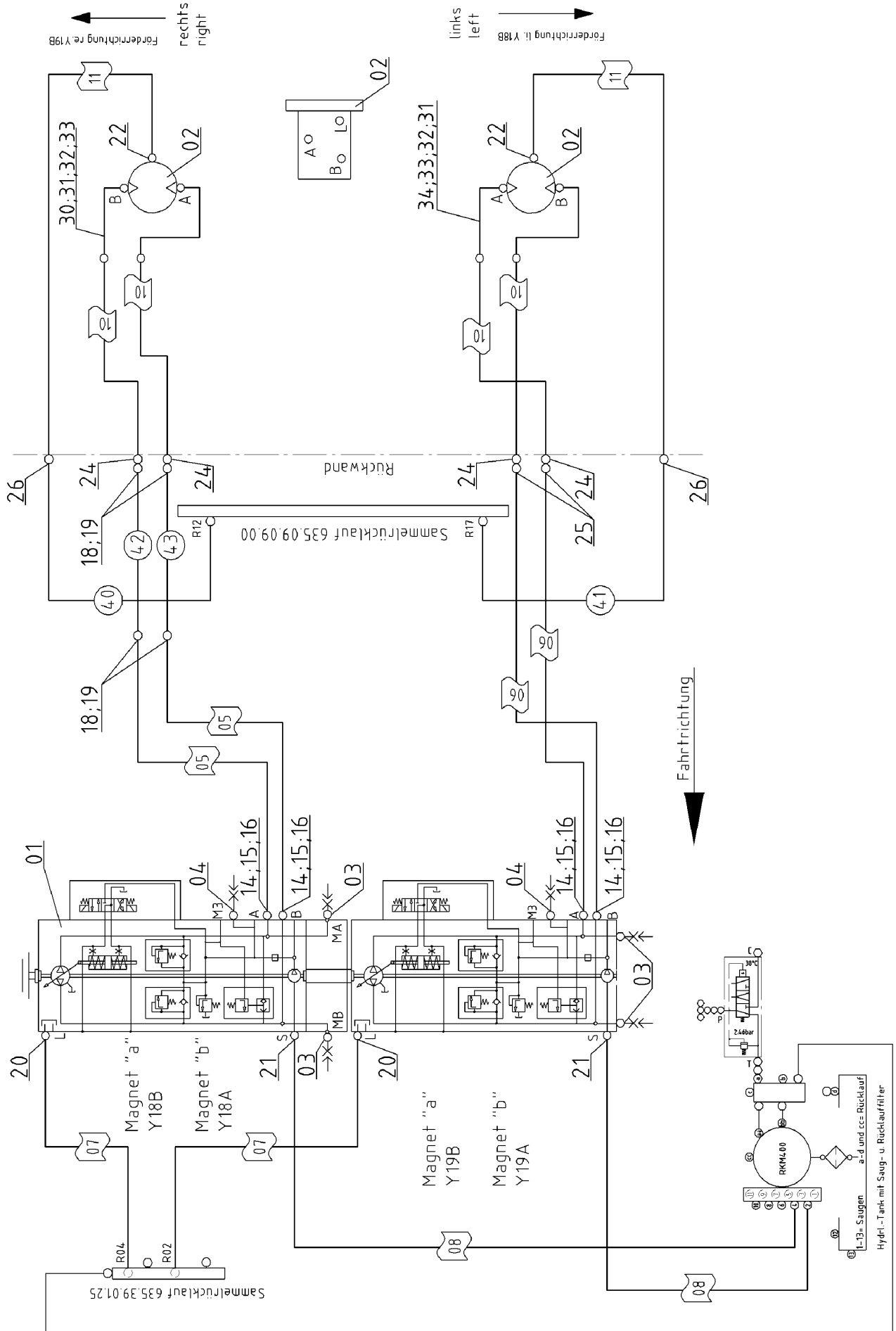
634090300

Pos. Item	Best.-Nr. Part No.	Anz. Qty.	Beschreibung Description	Bemerkung Note
	634090300		Steering	
1	961542600	1	Steering control	
2	654231360	1	Support	
3	49300162	1	Protection spiral	
4	634-08610	1	Master view cylinder	Grp. 08
20	960852500	1	Hose	
21	960853003	2	Hose	
22	960851351	1	Hose	
23	960822210	1	Hose	
24	960821901	1	Hose	
25	960843005	2	Hose	
27	960841605	1	Hose	
28	960841808	1	Hose	
46	754291069	1	Pipeline	
47	754291076	1	Pipeline	
48	634090348	1	Pipeline	
49	634090349	1	Pipeline	
50	961935109	1	Straight screwing	
51	961355001	2	Reduction union	
52	961935109	1	Straight screwing	
53	961935106	2	Stud	
54	961903018	2	Straight double-ended union	
55	961951184	2	Straight double-ended union	
			—	15.06.07 BG

Steering

634-08100

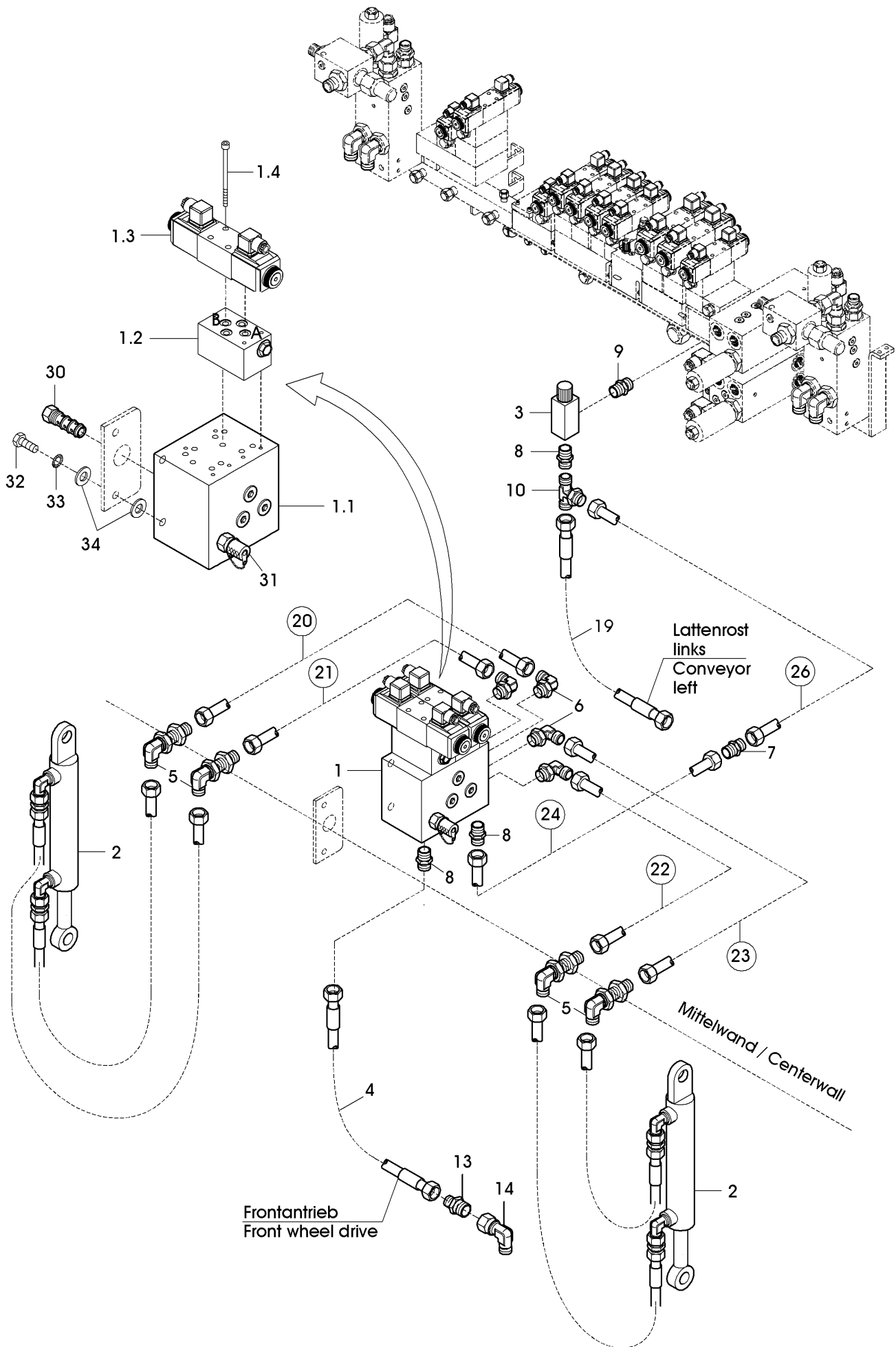


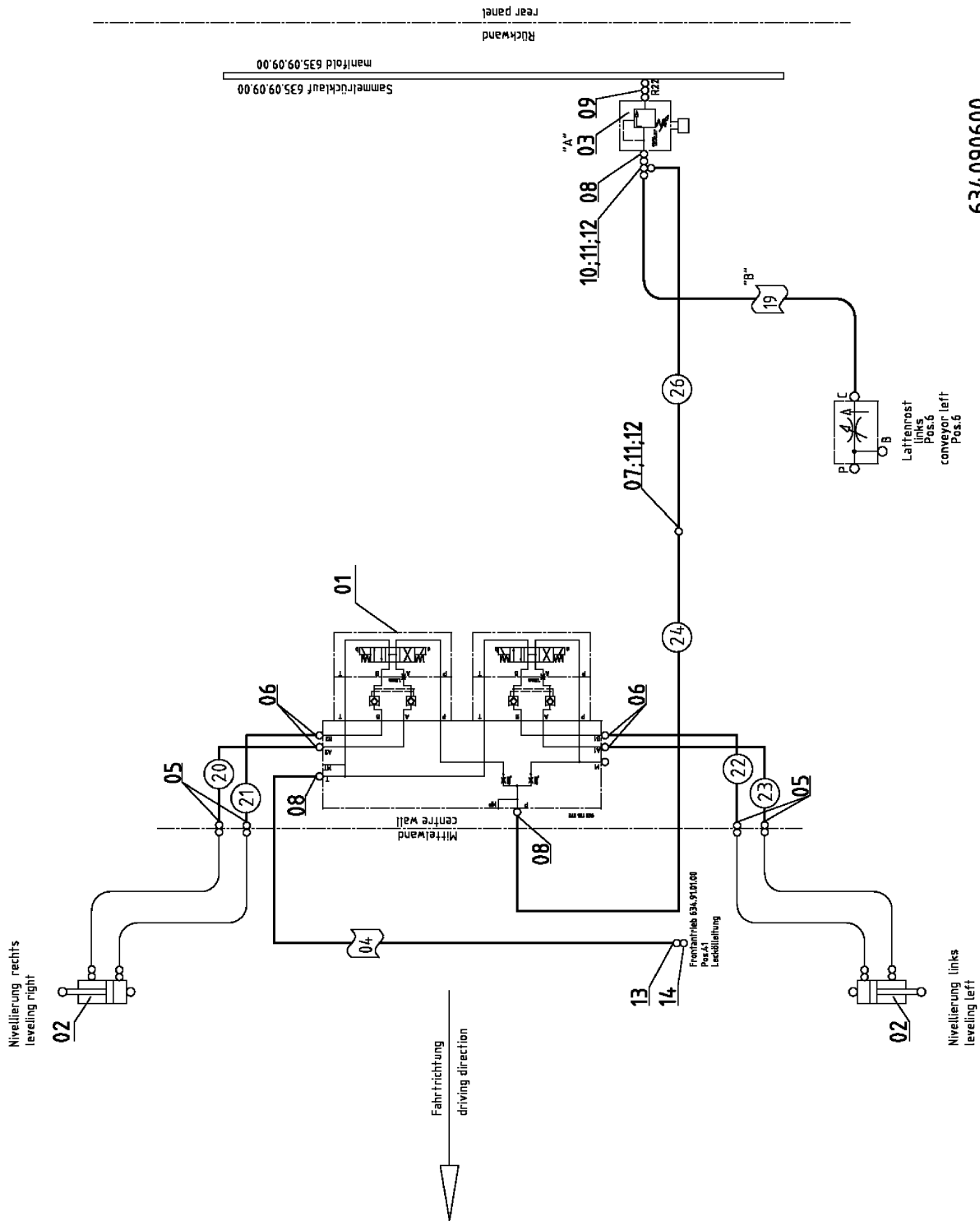


Pos. Item	Best.-Nr. Part No.	Anz. Qty.	Beschreibung Description	Bemerkung Note
	635090200		Auger	
1			Pump see split gear box	Grp. 07
2			Motor see auger	Grp. 11
3	961772668	4	Test connector	
4	961772667	2	Test connector	
5	960876519	2	Hose	
6	960875326	2	Hose	
7	960860556	2	Hose	
8	960892599	2	Hose	
10	960875270	4	Hose	
11	960825125	2	Hose	
14	930211260	8	Flange half	
15	932323203	4	O-ring	
16	508053	16	Screw	
18	961102022	4	Nut	
19	961102072	4	Cutting ring	
20	961935210	2	Straight double-ended union	
21	961935212	2	Straight double-ended union	
22	961936106	2	Union elbow both ports	
24	961906022	4	Bulkhead union	
25	961355019	2	Swivel nut elbow	
26	961906006	2	Bulk head union	
30	867096245	1	Connection plate, right	
31	937930338	2	Cylinder screw	
32	508014	6	Hex. socket screw	
33	932318109	4	O-ring	
34	867096254	1	Connection plate, left	
40	635090240	1	Pipeline	
41	635090241	1	Pipeline	
42	635090242	1	Pipeline	
43	635090243	1	Pipeline	
			–	25.01.2007

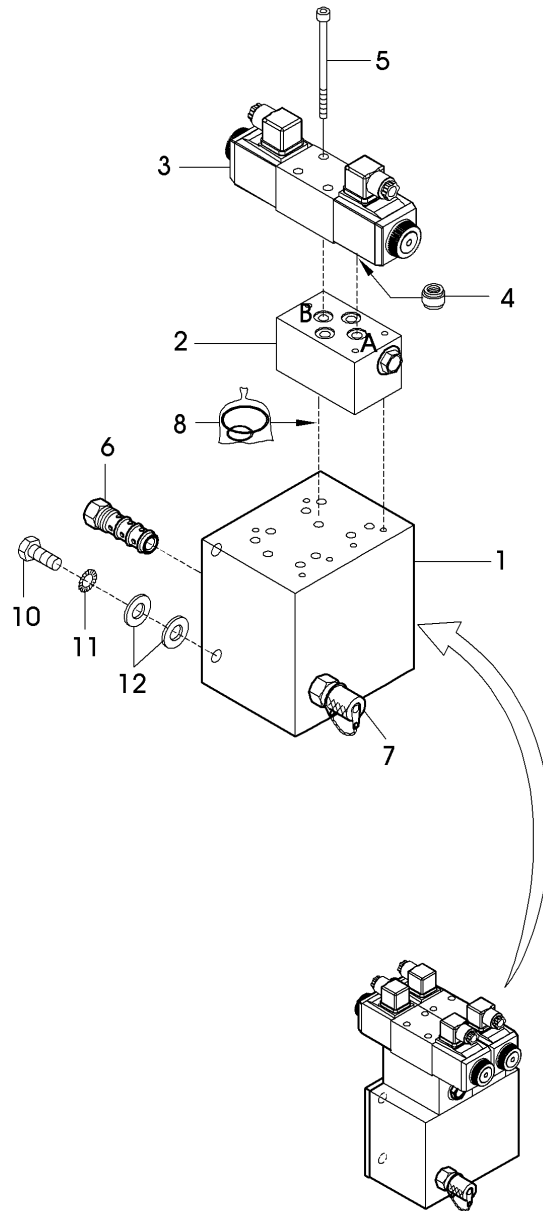
Auger

635-08111

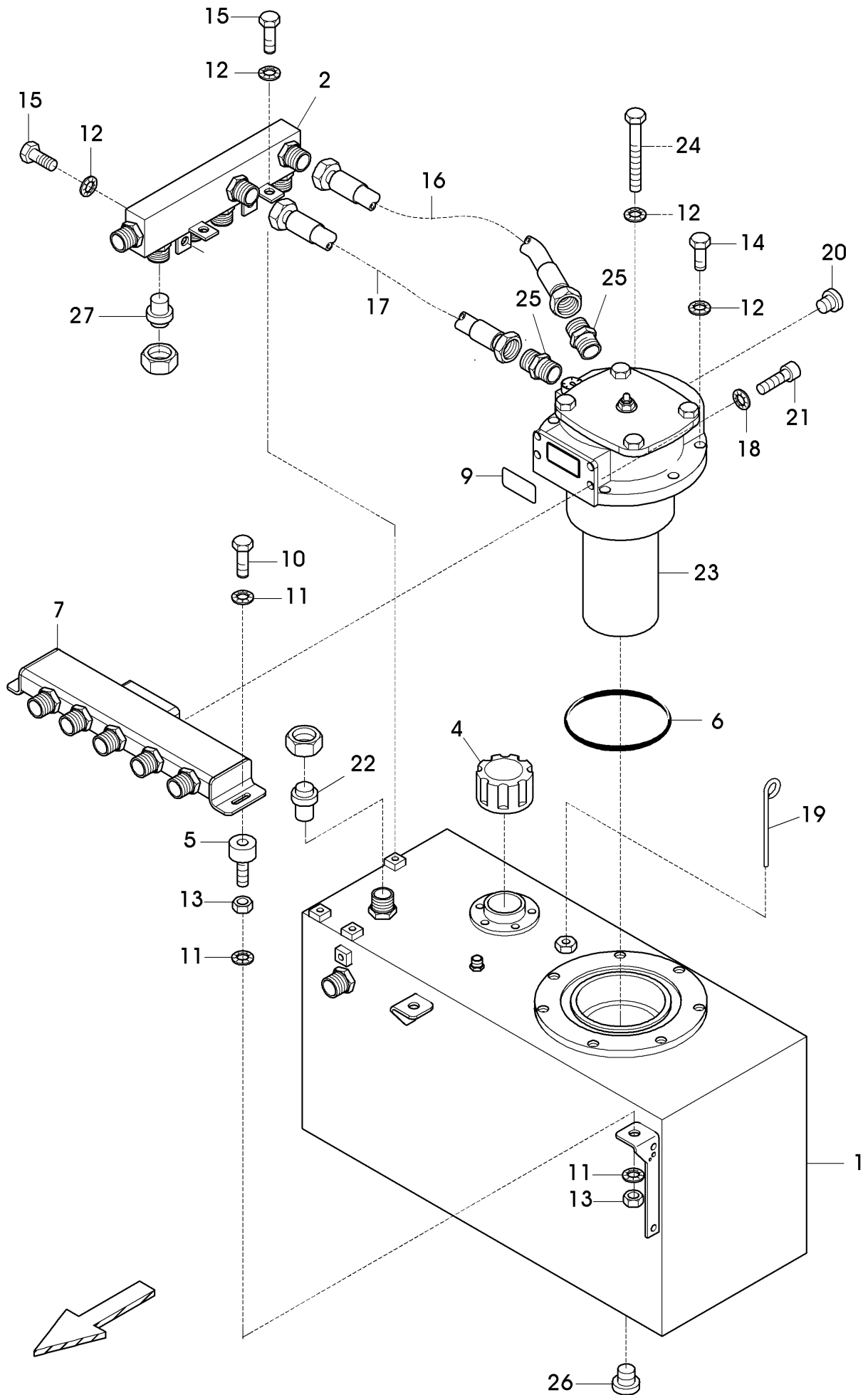




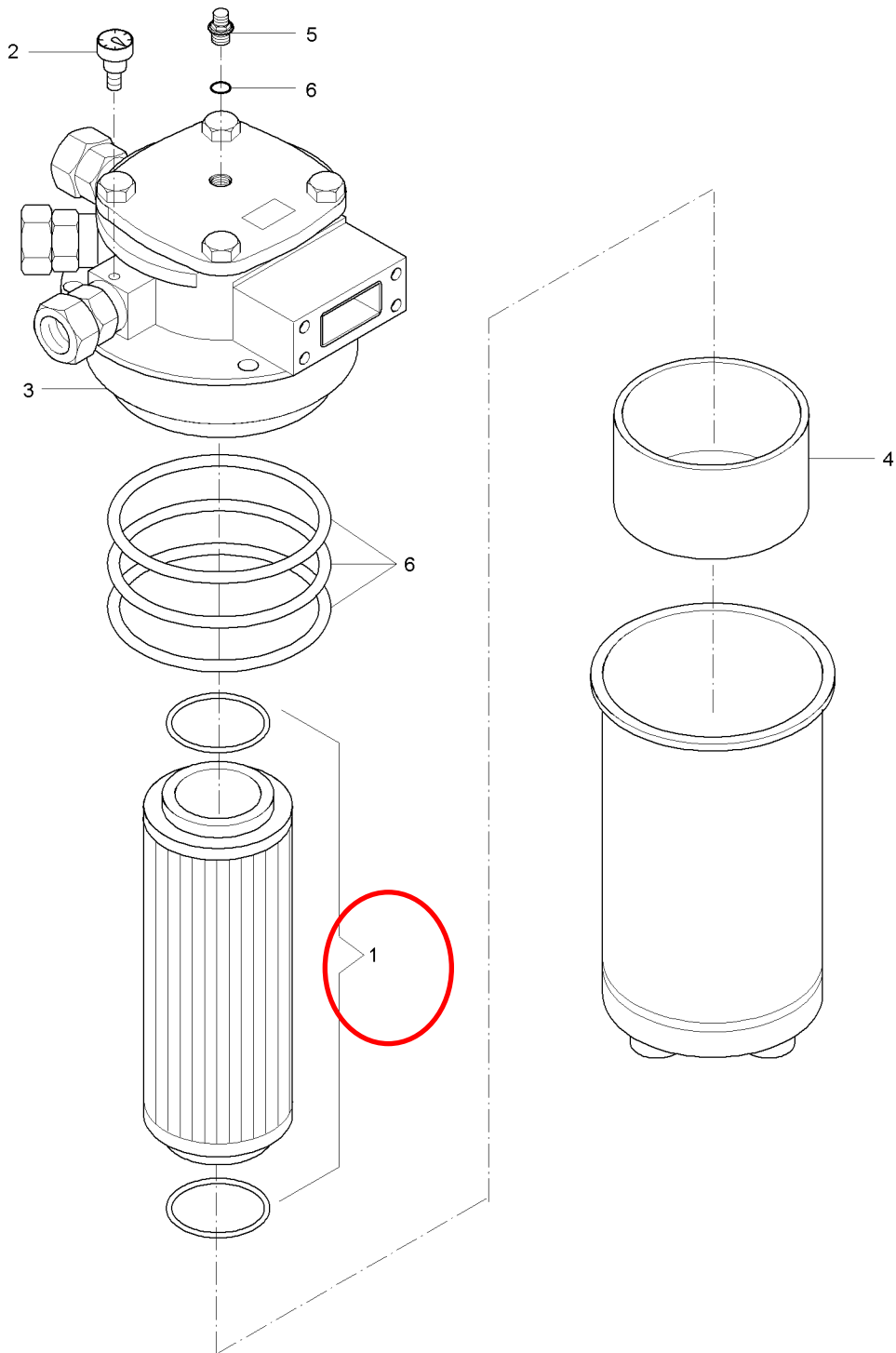
Pos. Item	Best.-Nr. Part No.	Anz. Qty.	Beschreibung Description	Bemerkung Note
	634090600		Levelling	
1	963176072	1	Hydr. block, compl.	
1-1	963176040	1	Steering block	
1-2	963105520	1	Check block	
1-3	963142320	1	Way valve	
_01	963612213	1	_Magnet	
_02	963545220	2	_Orifice	
1-4	937930187	4	Cylinder screw	
2	634-08610		Master view cylinder	Grp. 08
3	963017525	1	Pressure limit valve	
4	960821504	1	Hose	
5	961907006	4	Bulkhead union	
6	961320906	4	Stud	
7	961903006	1	Stud	
8	961935106	3	Stud	
9	961154107	1	Male connector for swivel nut	
10	961919006	1	Stud	
11	961102006	4	Union nut	
12	961102056	4	Cutting ring	
13	961935103	1	Straight double-ended union	
14	961917008	1	Adjustable elbow	
19	960820883	1	Hose	
20	635090620	1	Pipeline	
21	635090621	1	Pipeline	
22	635090622	1	Pipeline	
23	635090623	1	Pipeline	
24	635090624	1	Pipeline	
26	635090626	1	Pipeline	
30	963081219	1	Flow divider	
31	961772617	1	Test connector	
32	500021	2	Screw	
33	49900161	2	Screw retention	
34	600006	4	Washer	
			-	07.03.07 BG
			.	WA00946 BG
Levelling				634-08117



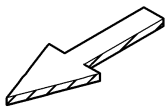
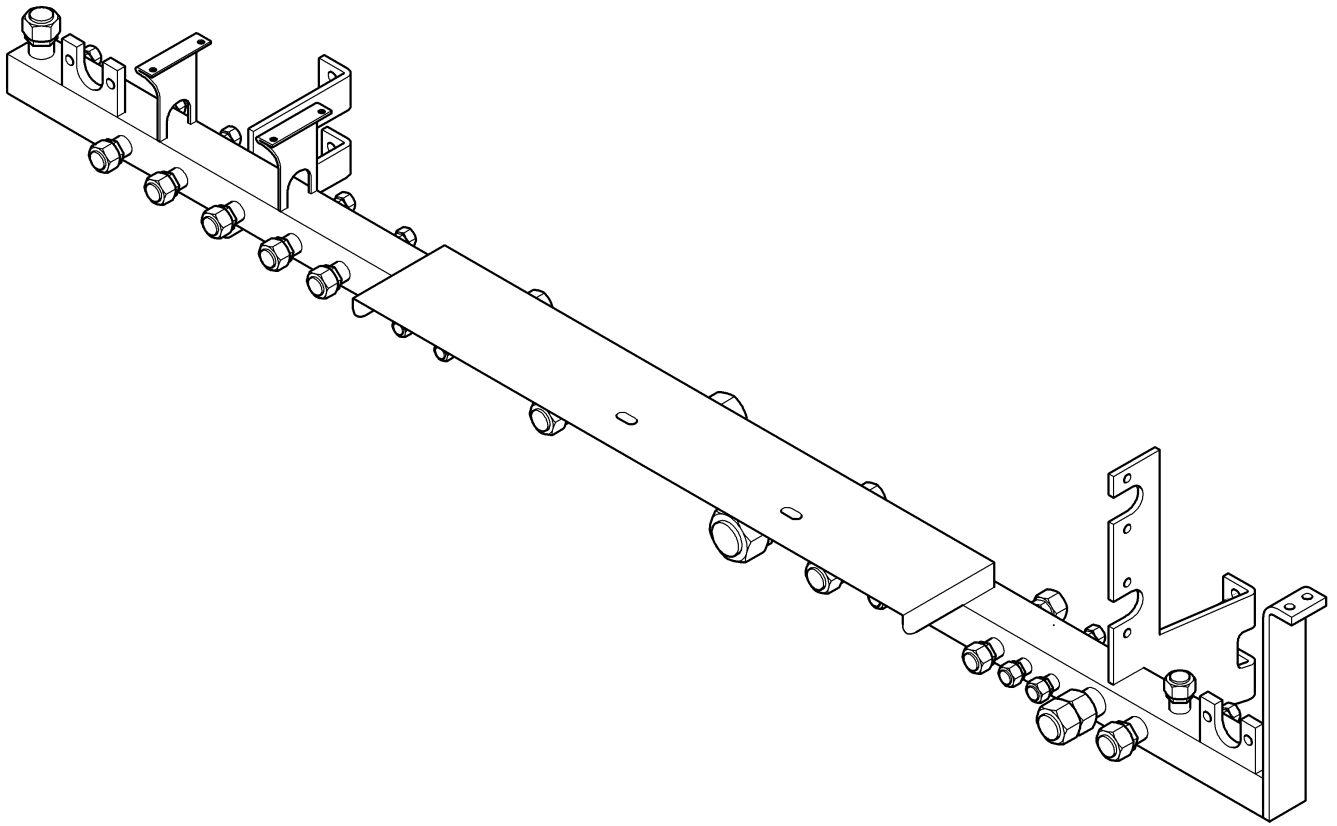
Pos. Item	Best.-Nr. Part No.	Anz. Qty.	Beschreibung Description	Bemerkung Note
	963176072	1	Hydr. block, compl.	
1	963176040	1	Steering block	
2	963105520	1	Check block	
3	963142320	1	Way valve	
_01	963612213	1	_Magnet	
_02	963545220	2	_Orifice	
4	963545220	2	Orifice	
5	937930187	4	Cylinder screw	
6	963081219	1	Flow divider	
7	961772617	1	Test connector	
8	963538324	1	Seal kit	
10	500021	2	Screw	
11	49900161	2	Screw retention	
12	600006	4	Washer	
			—	13.05.08 BG
Hydr. block, compl.				963176072



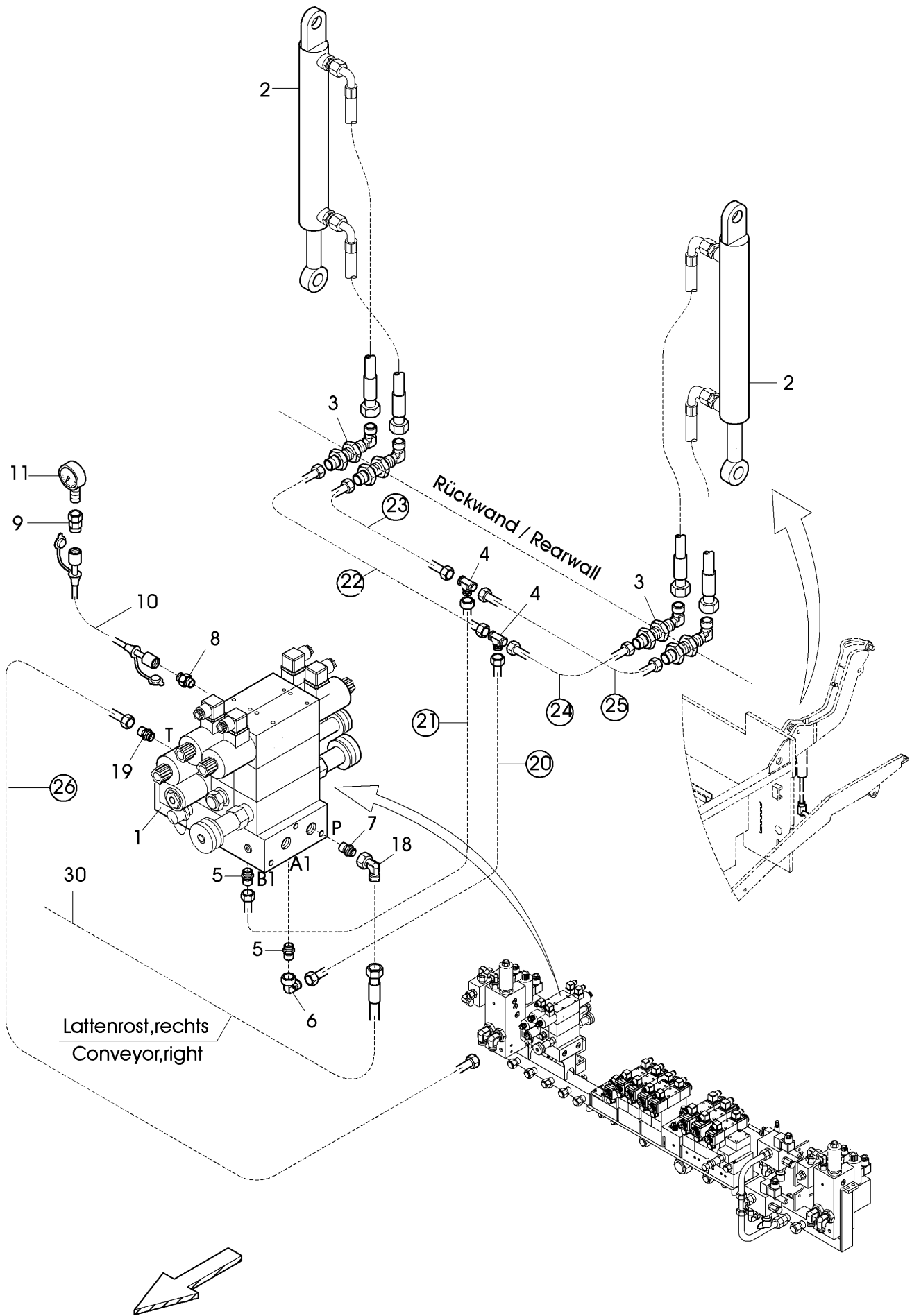
Pos. Item	Best.-Nr. Part No.	Anz. Qty.	Beschreibung Description	Bemerkung Note
	635091700		Hydraulic oil tank	
1	654091701	1	Hydraulic oil tank	
2	635090704	1	Collector	
4	964152450	1	Oil filler neck	
_01	679723	1	_Set of filter and sealing	
5	930235539	2	Rubber buffer	
6	932215473	1	O-ring	
7	990320900	1	Suction stud	
9	49020007	1	O-ring	
10	938111386	2	Screw	
11	49900025	6	Screw retention	
12	939510032	8	Washer	
13	938191917	4	Nut	
14	500193	4	Hex. screw	
15	500163	4	Hex. screw	
16	960892909	1	Hose	
17	960892907	1	Hose	
18	49900032	4	Screw retention	
19	930380760	1	Dipstick	
20	961175114	1	Plug screw	
21	508084	4	Screw	
22	961170013	1	Plug stud	
23	964047058	1	Return/suction filter, compl.	Grp. 08
24	938150776	2	Hex. screw	
25	961935114	3	Straight screwing	
26	961175211	1	Drain plug	
27	961190012	1	Plug stud	
			—	28.02.2007
			.	WA00582 BG
Hydraulic oil tank				635-08121A

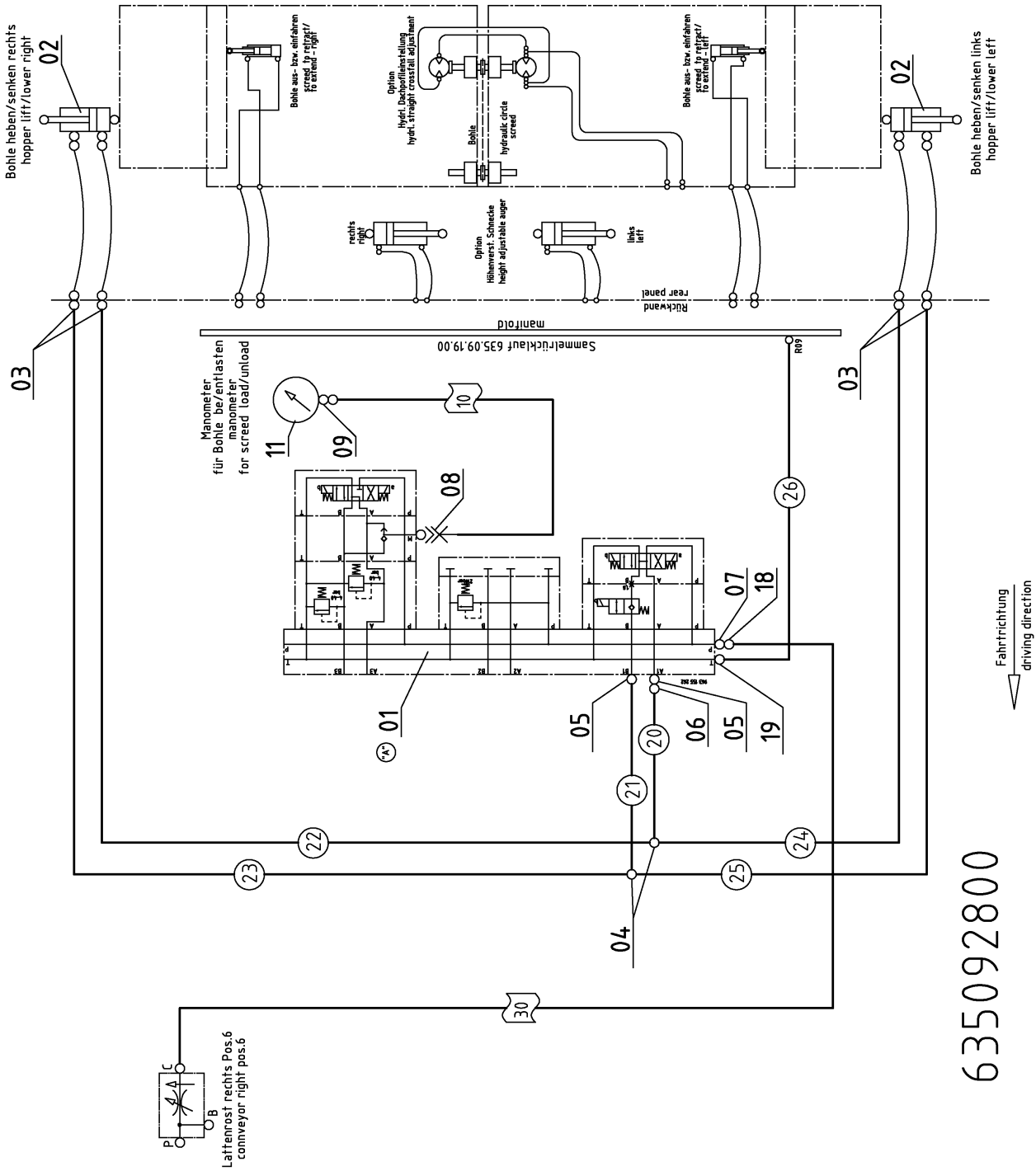


Pos. Item	Best.-Nr. Part No.	Anz. Qty.	Beschreibung Description	Bemerkung Note
1	964350869	1	Filter element	
2	964805454	1	Indicator, conv. only	
3	964798001	1	Plate	
4	964787010	1	Seeve	
5	964722001	1	Air exhaust valve	
6	964776002	1	Repair kit	
			–	20.02.06
Return/succion filter, compl. Grp. 08				964047058



Pos. Item	Best.-Nr. Part No.	Anz. Qty.	Beschreibung Description	Bemerkung Note
1	635091900	1	Manifold, compl. Manifold –	31.03.08 BG
Manifold				635-08126

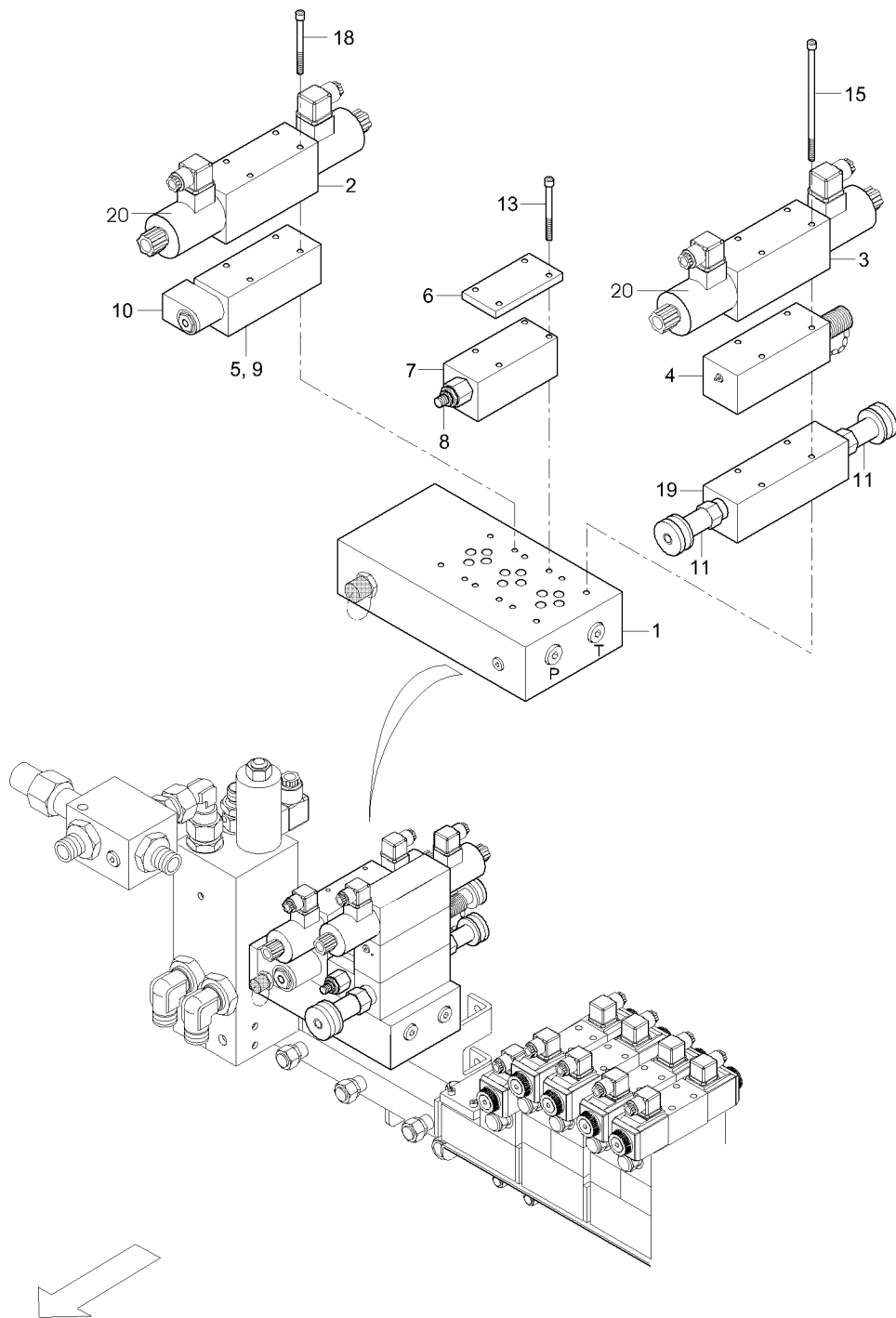




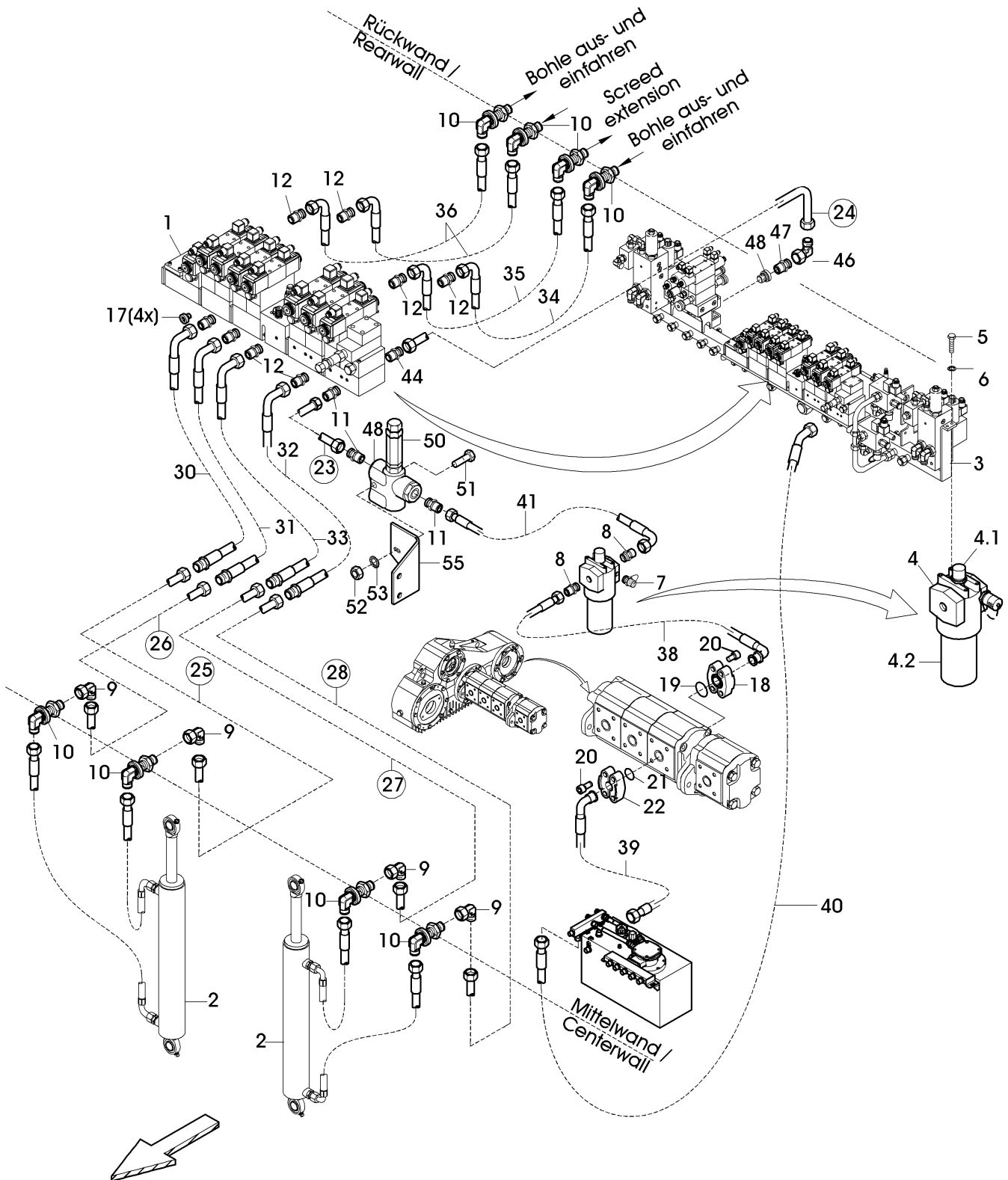
Pos. Item	Best.-Nr. Part No.	Anz. Qty.	Beschreibung Description	Bemerkung Note
	635091800		Screed lift	
1	963155262	1	Valve block	
2			See master view cylinder	Grp. 08
3	961907006	4	Bulkhead union	
4	961982602	2	Reduction screwing	
5	961935108	2	Straight double-ended union	
6	961917008	1	Adjustable elbow	
7	961935141	1	Straight double-ended union	
8	961772617	2	Test connector	
9	961722625	1	Manometer connection	
10	961773694	1	Hose	
11	956201111	1	Vacuum gauge	
12	961355051	4	Reduction screwing	
13	49220601	4	Stud	
14	961917018	2	Screwing	
18	961917006	1	Union elbow both ports	
19	961935110	1	Straight double-ended union	
20	635090820	1	Pipeline	
21	635090821	1	Pipeline	
22	635090822	1	Pipeline	
23	635090823	1	Pipeline	
24	635090824	1	Pipeline	
25	635090825	1	Pipeline	
26	635090826	1	Pipeline	
30	960820475	1	Hose	
31	960821852	4	Hose	
			–	28.03.08 BG

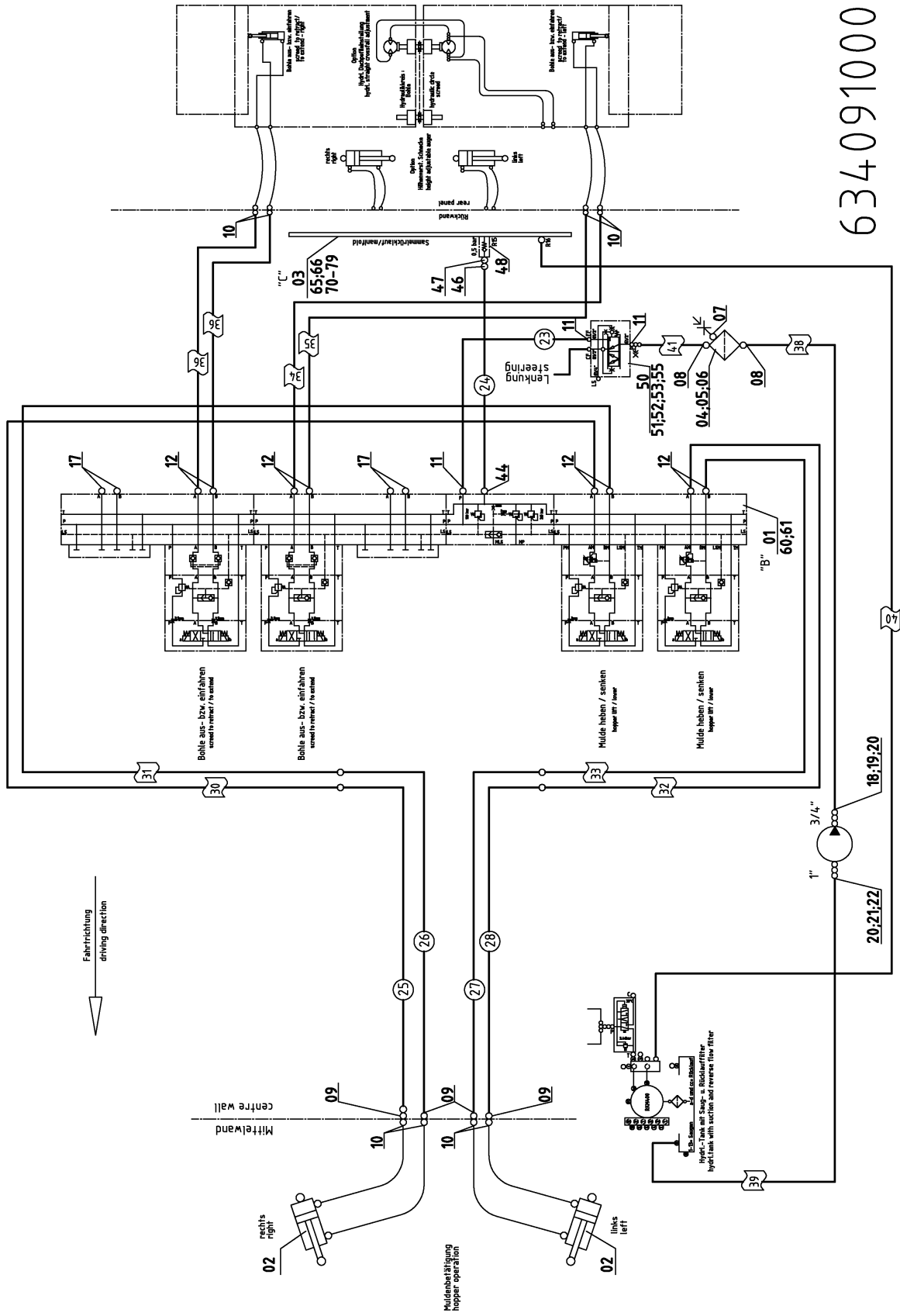
Screed lift

635-08127



Pos. Item	Best.-Nr. Part No.	Anz. Qty.	Beschreibung Description	Bemerkung Note
	963155262	1	Valve block	
1	963560351	1	Ground plate	
2	963142333	1	4/3 way valve	
3	963142319	1	4/3 way valve	
4	963725002	1	Valve plate	
5	963737003	1	Intermediate plate	
6	963512201	1	Blind plate	
7	963737004	1	Intermediate plate	
8	963019314	1	Pressure limit valve	
9	963110034	1	2/2 way valve	
10	963612216	1	Magnet	
11	963737005	2	Pressure limit valve	
13	937932180	4	Hex. socket screw	
15	937930184	4	Hex. socket screw	
18	937932183	4	Hex. socket screw	
19	963737001	1	Intermediate plate	
20	963612123	4	Magnet	
			—	23.04.07
Valve block				963155262

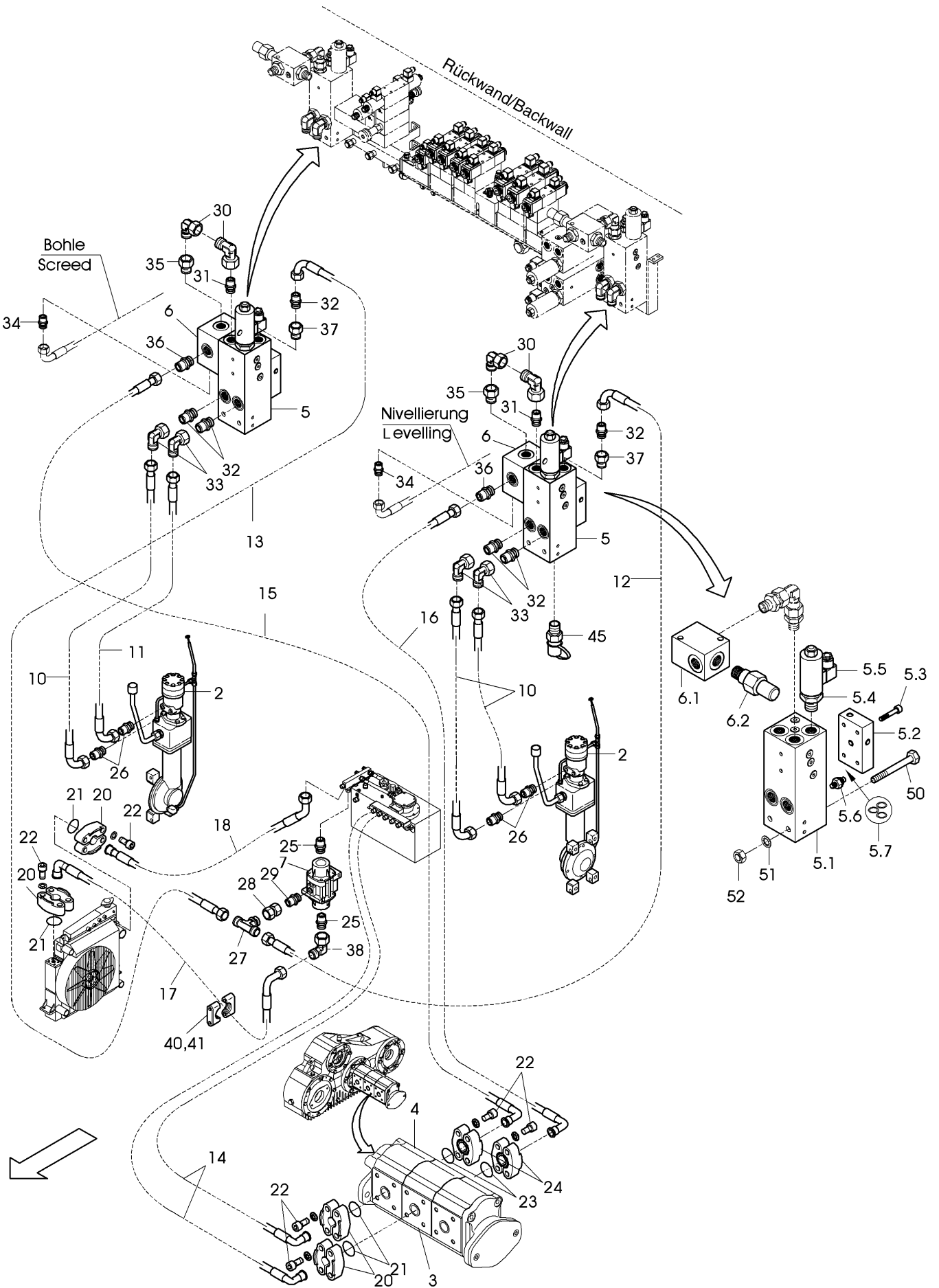


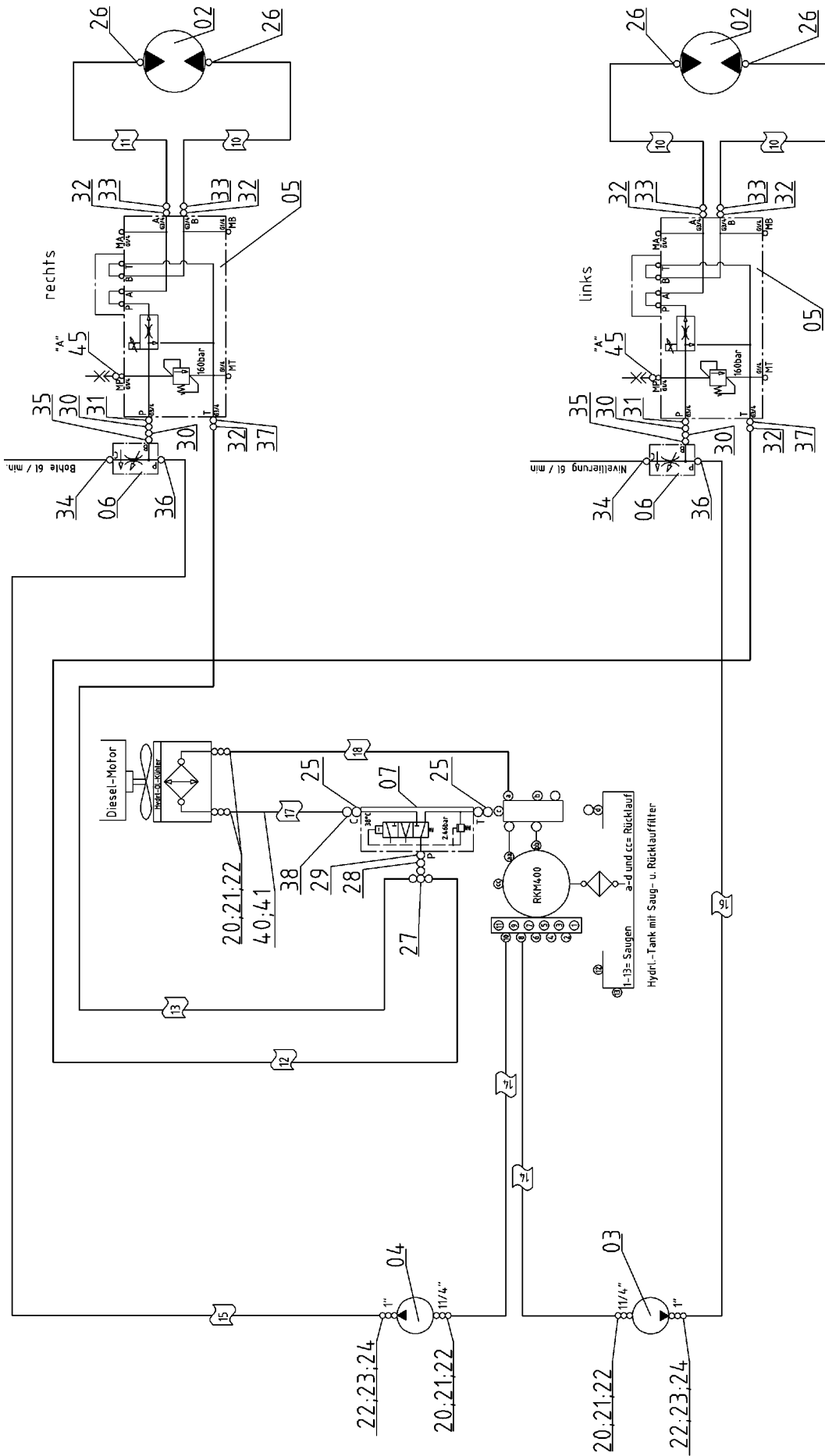


634091000

Pos. Item	Best.-Nr. Part No.	Anz. Qty.	Beschreibung Description	Bemerkung Note
	634091000		Work hydraulic	
1	963176083	1	Steering block	
2			See master view cylinder	Grp. 08
3	635091900	1	Manifold	
4	964006107	1	Filter	
_01	964544269	1	_Filter cartridge	
_02	932786550	1	_Seal kit	
_03	964812000	1	_Maintenance indicator	
5	500013	2	Hex. screw	
6	49900080	2	Screw retention	
7	961772671	1	Test connector	
8	961935136	2	Straight double-ended union	
9	961917008	4	Adjustable elbow	
10	961907008	8	Bulkhead union elbow	
11	961935110	3	Straight double-ended union	
12	961935108	8	Straight double-ended union	
17	961175108	4	Plug screw	
18	930211255	2	Flange half	
19	932323203	1	O-ring	
20	508029	8	Screw	
21	932323235	1	O-ring	
22	930211340	2	Flange half	
23	634091023	1	Pipeline	
24	635091024	1	Pipeline	
25	635091025	1	Pipeline	
26	635091026	1	Pipeline	
27	635091027	1	Pipeline	
28	635091028	1	Pipeline	
30	960841955	1	Hose	
31	960841926	1	Hose	
32	960895406	1	Hose	
33	960841080	1	Hose	
34	960841081	1	Hose	
35	960840926	1	Hose	
36	960840951	2	Hose	
38	960862814	1	Hose	
39	960892381	1	Hose	
40	960892444	1	Hose	
41	960860402	1	Hose	
44	961353016	1	Straight double-ended union	
46	961917011	1	Union elbow both ports	
47	961935161	1	Straight double-ended union	
48	963173100	1	Non return valve	
50	961542610	1	Priority valve	
51	938165661	1	Hex. screw	
52	938192002	1	Hex. nut	
Work hydraulic			634-08129A	

Pos. Item	Best.-Nr. Part No.	Anz. Qty.	Beschreibung Description	Bemerkung Note
53	49900161	1	Screw retention	
55	634091055	1	Holder	
60	500019	2	Screw	
61	939776113	2	Locking washer	
65	500028	4	Screw	
66	939776115	4	Locking washer	
70	961170056	4	Blanking plug	
71	961102006	4	Union nut	
72	961170057	6	Plug stud	
73	961102007	6	Union nut	
74	961170059	3	Blanking plug	
75	961102009	3	Nut	
76	961170060	3	Plug stud	
77	961102010	3	Nut	
78	961170061	2	Plug screw	
79	961102011	2	Union nut	
			—	14.06.07 BG
			.	WA-00888 TH
Work hydraulic				634-08129A





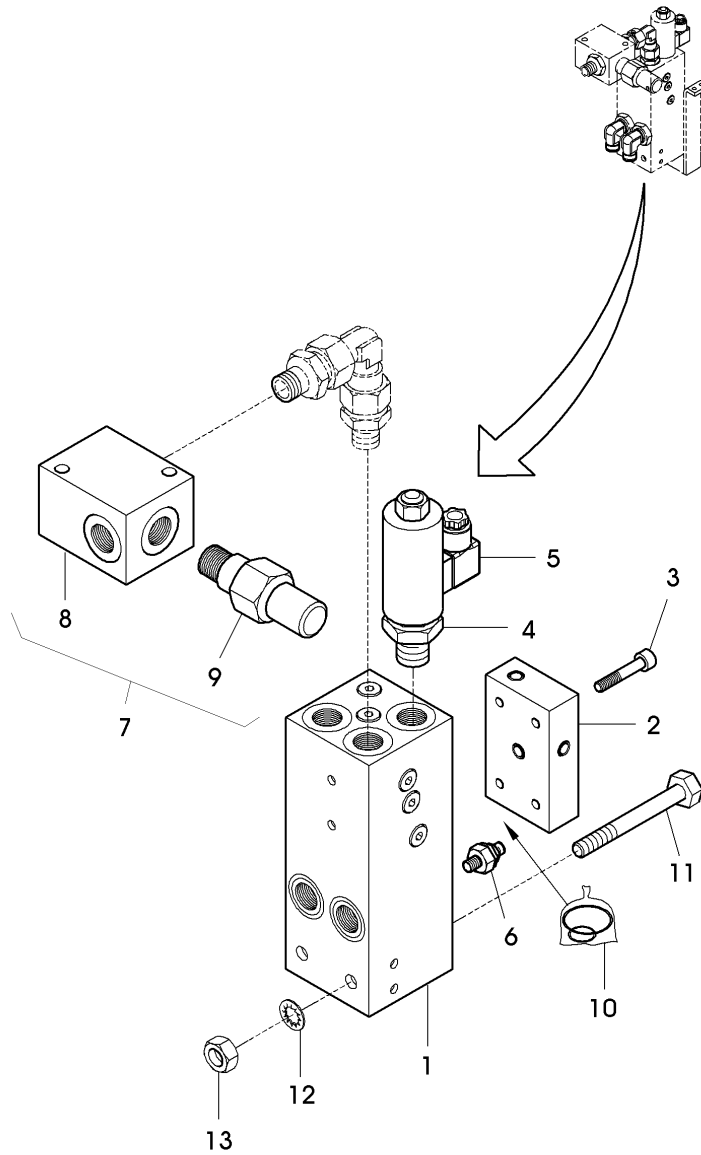
635091100

Fahrtrichtung

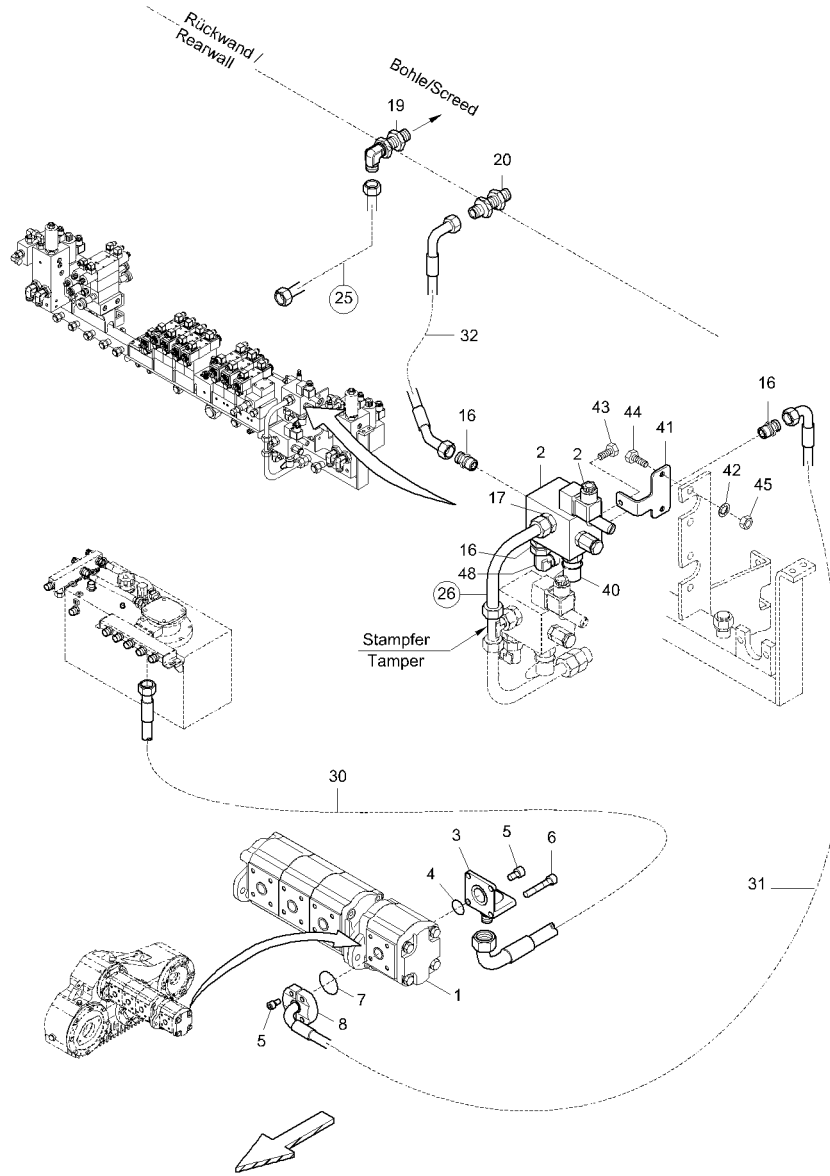
Pos. Item	Best.-Nr. Part No.	Anz. Qty.	Beschreibung Description	Bemerkung Note
	635091100		Conveyor	
2	966057102		Hydr. motor see conveyor	Grp. 05
3			Pump see split gear box	
4			Pump see split gear box	
5	963155264	2	Valve block, compl.	
7	963404712	1	By-pass valve	
10	960871210	3	Hose	
11	960870750	1	Hose	
12	960874703	1	Hose	
13	960875244	1	Hose	
14	960892550	2	Hose	
15	960864904	1	Hose	
16	960862780	1	Hose	
17	960892765	1	Hose	
18	960892351	1	Hose	
20	930211345	8	Flange half	
21	932213250	4	O-ring	
22	508029	24	Screw	
23	932323235	2	O-ring	
24	930211340	4	Flange half	
25	961353024	2	Straight double-ended union	
26	990093221	4	Straight double-ended union	
27	961356004	1	Screwing	
28	961121012	1	Straight coupling	
29	961935312	1	Straight double-ended union	
30	961917010	2	Union elbow both ports	
31	961935136	2	Straight double-ended union	
32	961935111	6	Straight double-ended union	
33	961917011	4	Union elbow both ports	
34	961935141	2	Straight double-ended union	
35	961154110	2	Straight double-ended union	
36	961935110	2	Straight double-ended union	
37	961355008	2	Reduction screwing	
38	961917013	1	Union elbow both ports	
40	49300517	1	Clip	
41	927839	2	Screw	
45	961772617	2	Test connector	
			—	13.05.08 BG

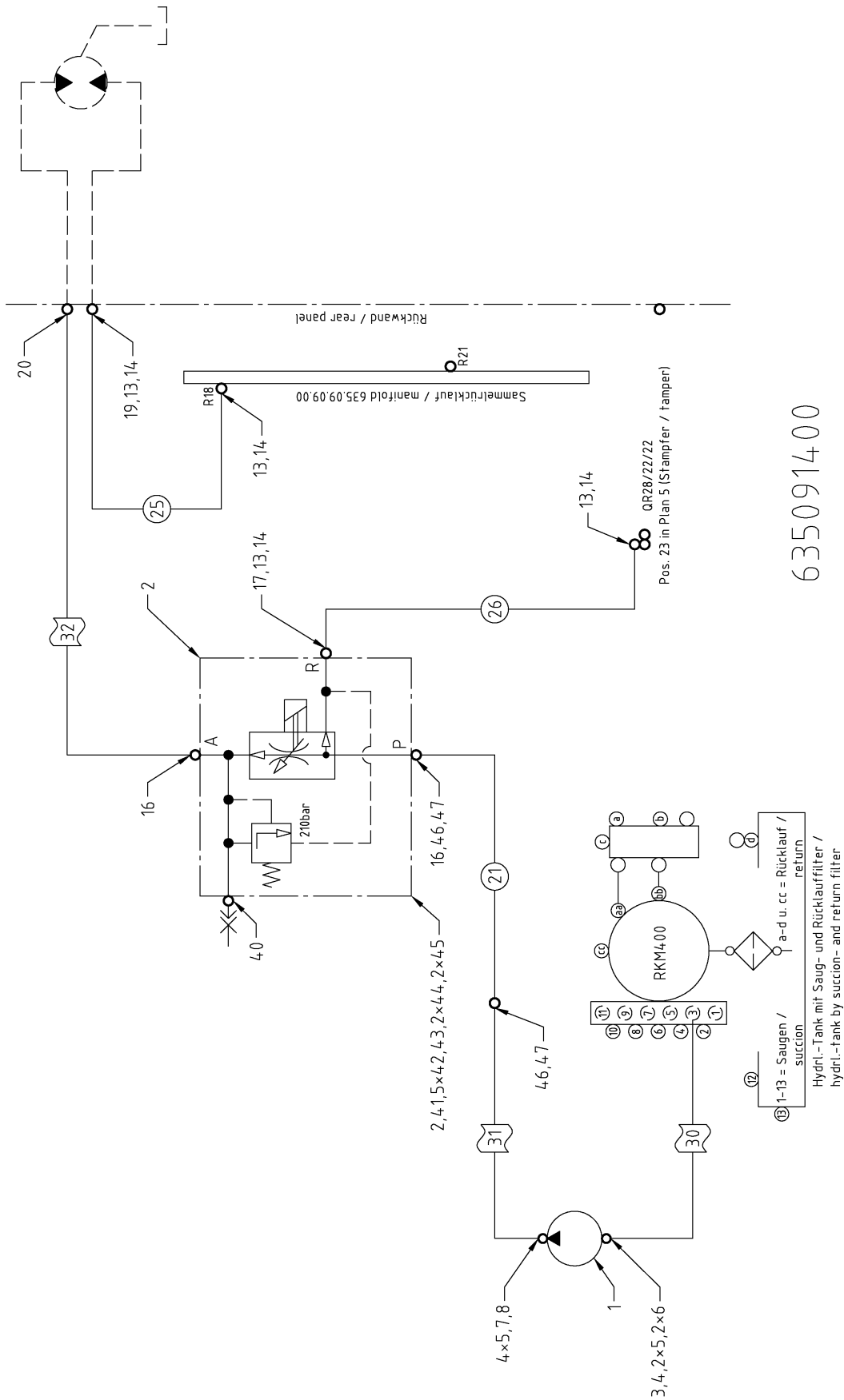
Conveyor 4Zyl./4Cyl.

635-08135



Pos. Item	Best.-Nr. Part No.	Anz. Qty.	Beschreibung Description	Bemerkung Note
	963155264	1	Valve block, compl.	
1	963176085	1	Steering block	
2	930502552	1	Plate	
3	937928229	4	Screw	
4	963085312	1	Fluid valve	
5	963612211	1	Magnet	
6	963019322	1	Pressure limit valve	
7	963085311	1	Flow regulation valve, compl.	
8	963710402	1	Valve block	
9	963085313	1	Flow regulation valve	
10		1	Seal kit	
11	500180	4	Hex. screw	
12	49900161	4	Screw retention	
13	49900428	4	Nut	
			—	13.05.08 BG
Valve block, compl.				963155264

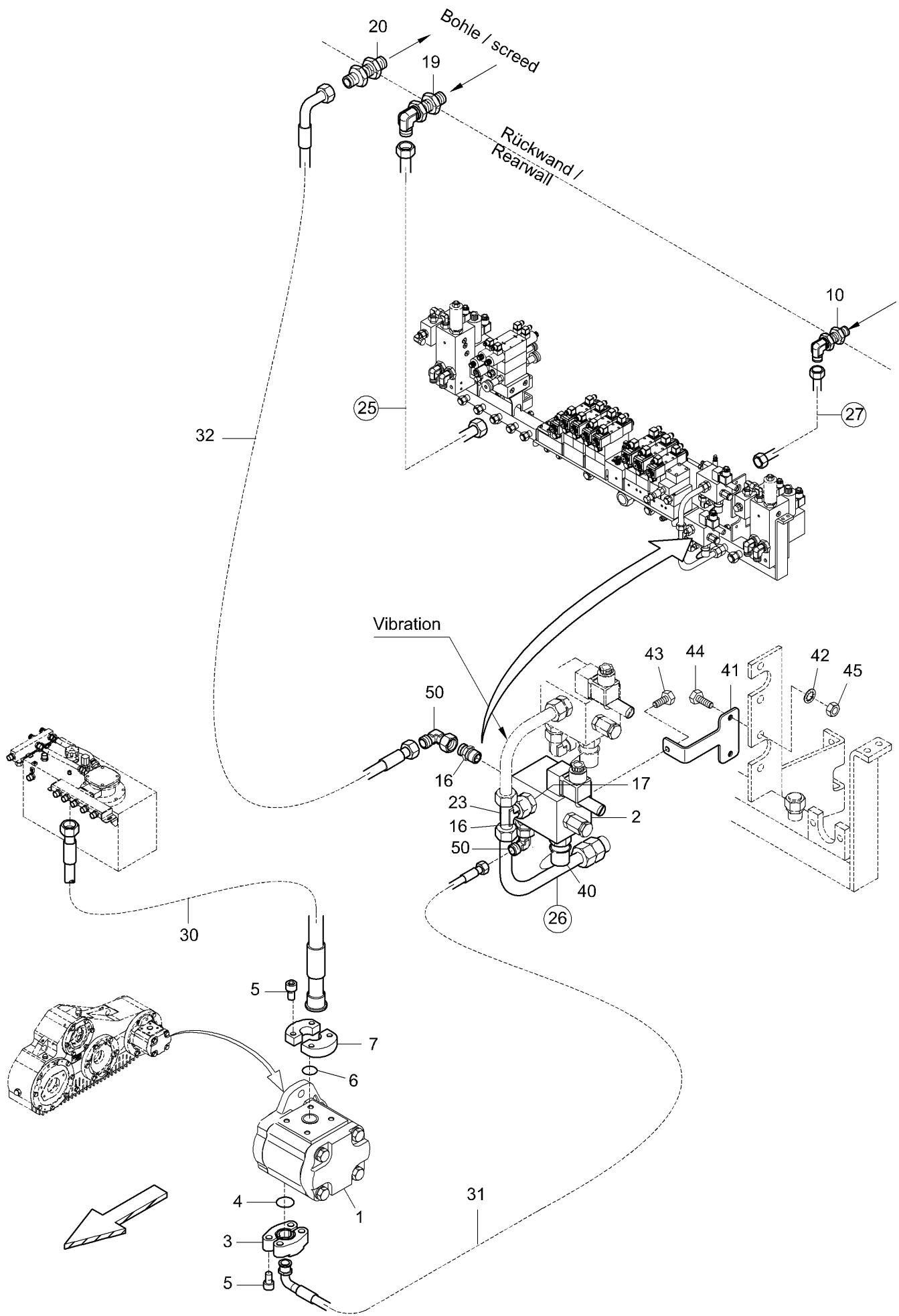


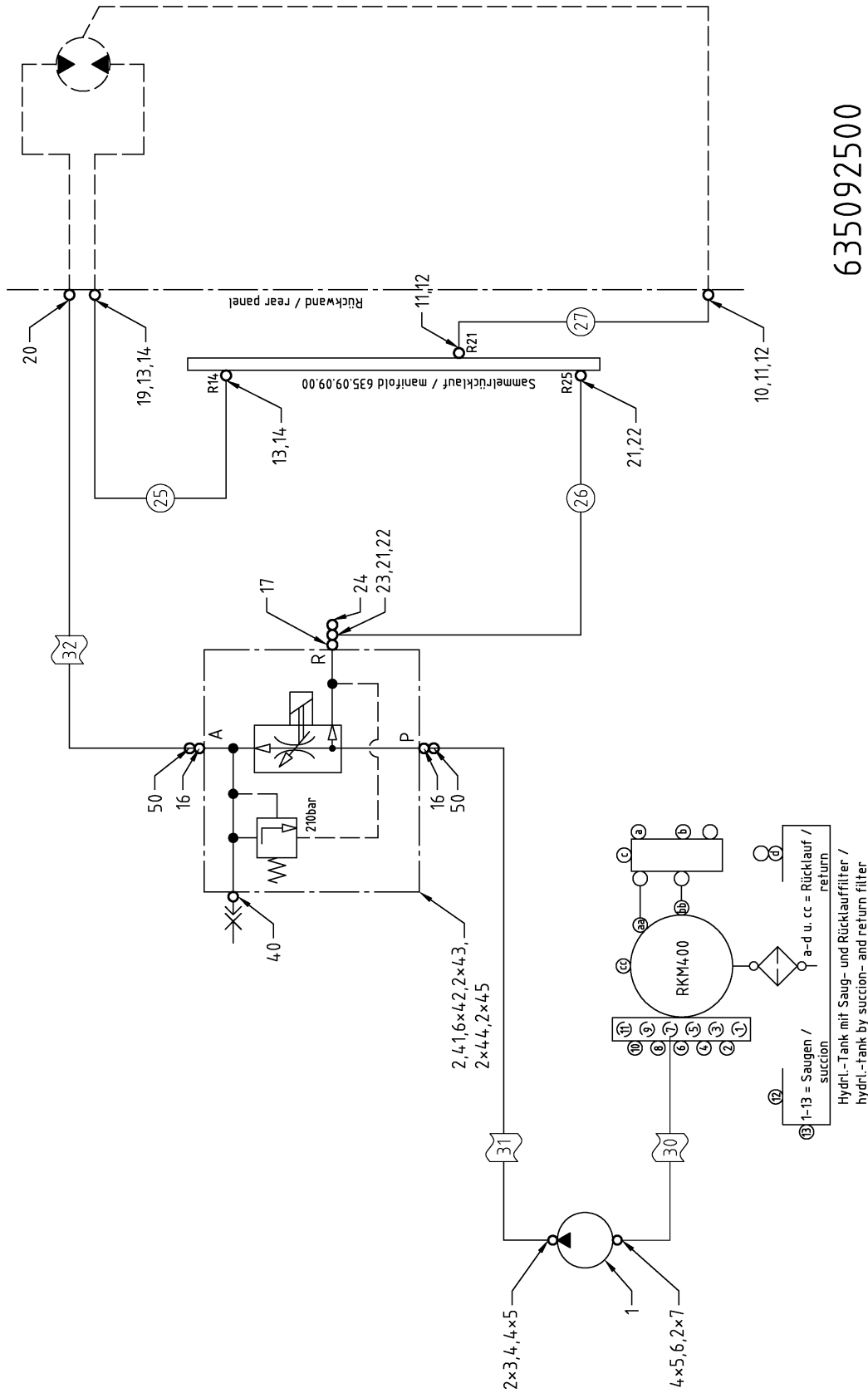


Pos. Item	Best.-Nr. Part No.	Anz. Qty.	Beschreibung Description	Bemerkung Note
	635091400		Vibration	
1			Pump see split gear box	Grp. 07
2	963084061	1	Flow regulation valve	
_01	963612121	1	_Current flow magnet	
3	961375835	1	Angle flange screwing	
4	932208120	1	O-ring	
5	508019	6	Screw	
6	508076	2	Screw	
7	932323203	1	O-ring	
8	886091371	1	Flange	
13	961102011	4	Union nut	
14	961102061	4	Cutting ring	
16	961935136	2	Straight double-ended union	
17	961935111	1	Straight double-ended union	
19	961907011	1	Bulkhead union elbow	
20	961906010	1	Screwing	
21	635091421	1	Pipeline	
25	635090525	1	Pipeline	
26	635091426	1	Pipeline	
30	960892275	1	Hose	
31	960862752	1	Hose	
32	960860510	1	Hose	
40	961772617	1	Test connector	
41	635090413	1	Holder	
42	49901806	5	Screw retention	
43	500053	1	Screw	
44	500021	2	Screw	
45	570005	2	Nut	
46	961102010	2	Nut	
47	961102060	2	Cutting ring	
			—	09.06.08 BG
			.	WA-01180 BG Rückbau

Vibration

635-08141A

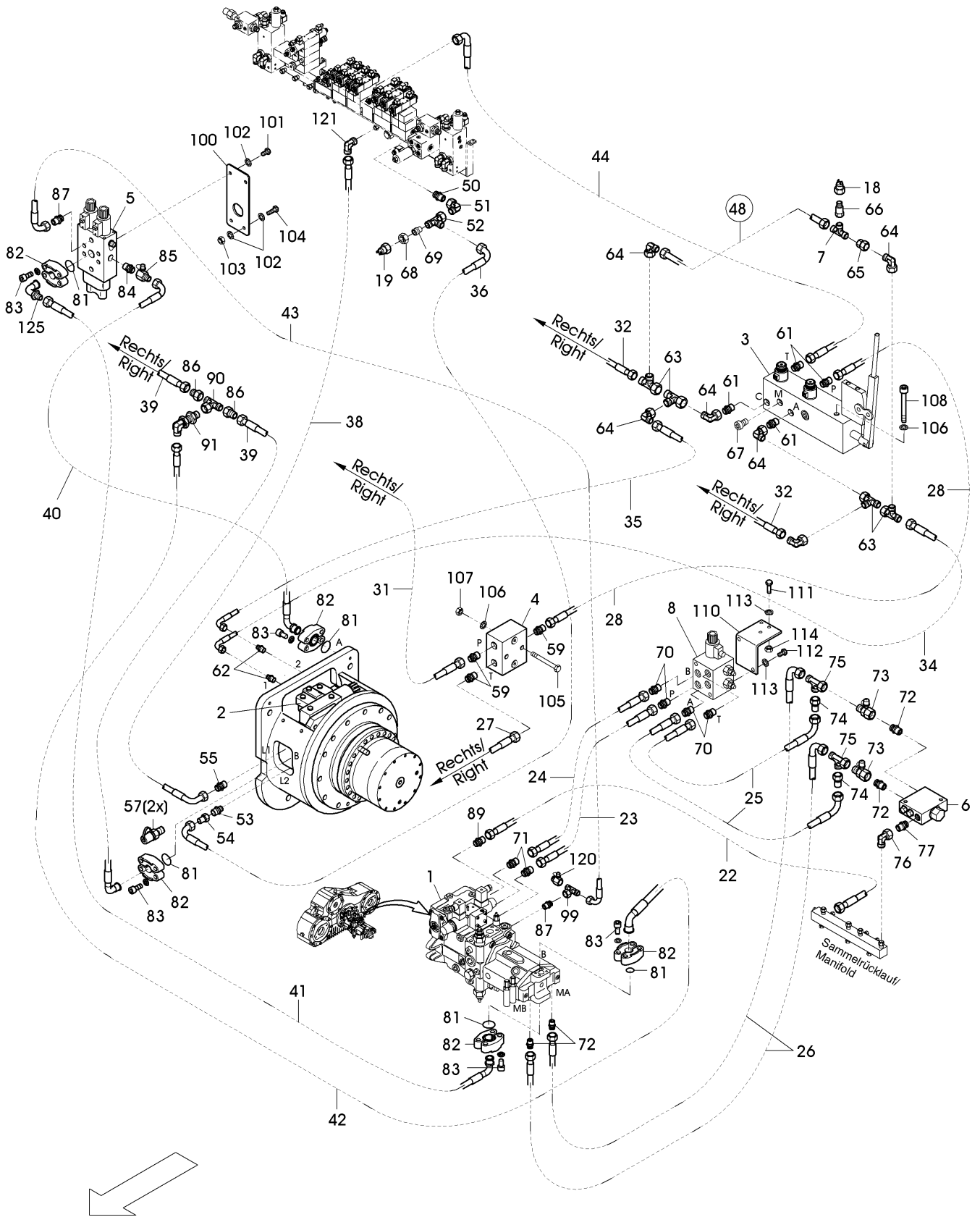


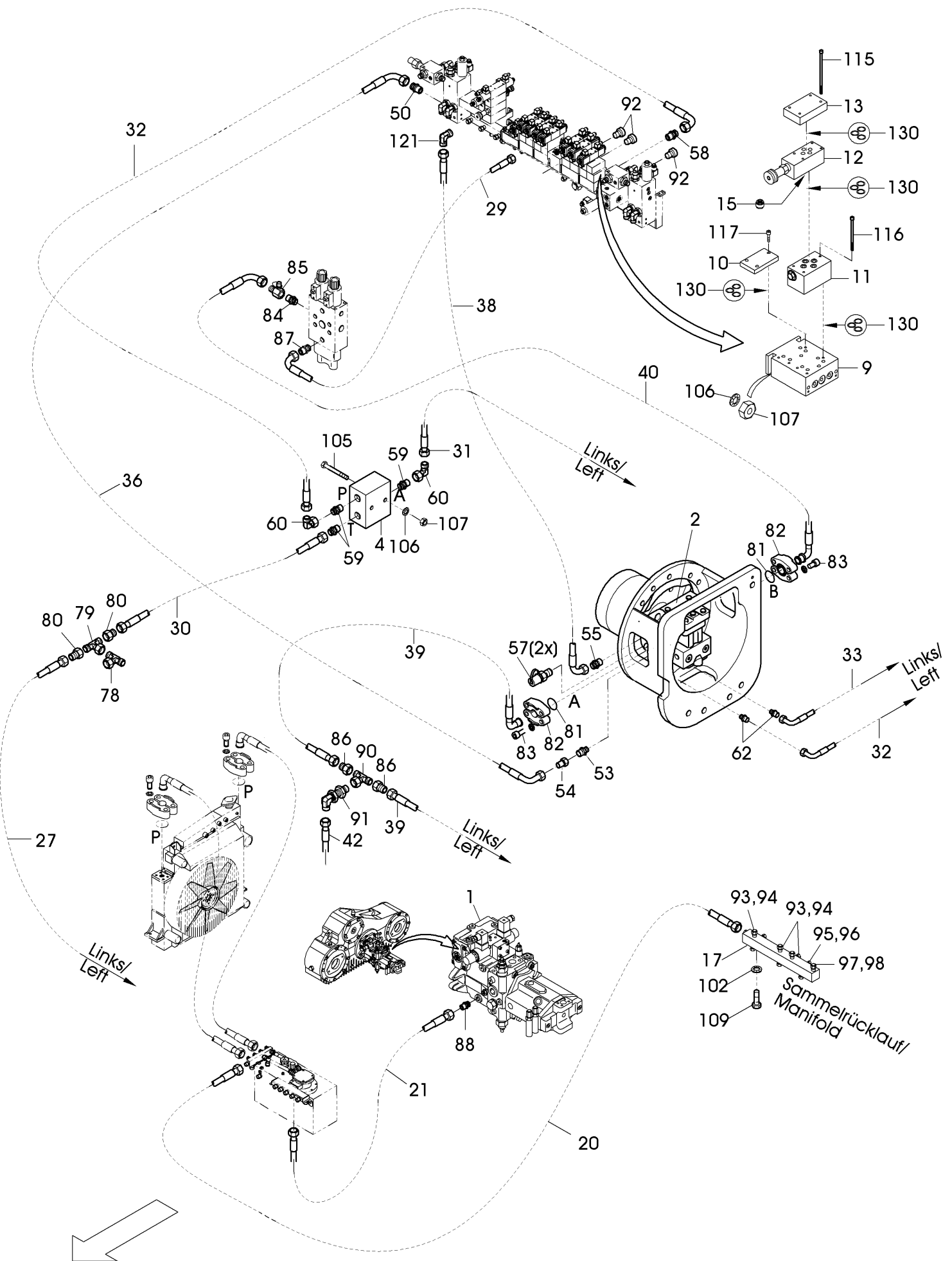


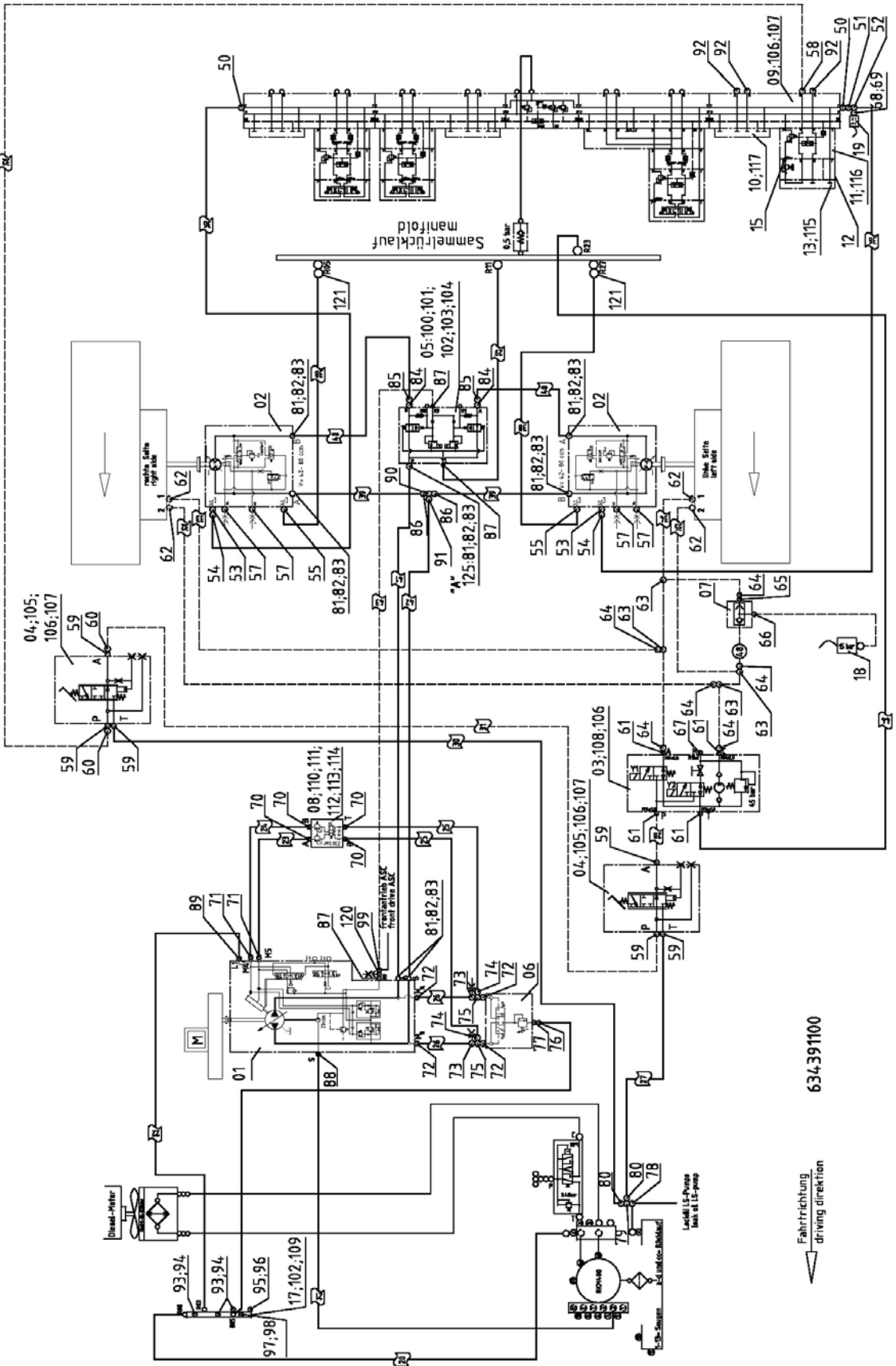
Pos. Item	Best.-Nr. Part No.	Anz. Qty.	Beschreibung Description	Bemerkung Note
	635092500		Tamper	
1		1	Pump see split gear box	Grp. 07
2	963084061	1	Flow regulation valve	
_01	963612121	1	_Current flow magnet	
3	930211340	2	Flange half	
4	932323235	1	O-ring	
5	508029	8	Screw	
6	932213250	1	O-ring	
7	930211345	2	Flange half	
10	961907009	1	Stud	
11	961102009	2	Nut	
12	961102059	2	Cutting ring	
13	961102011	2	Union nut	
14	961102061	2	Cutting ring	
16	961935136	2	Straight double-ended union	
17	961154111	1	Male connector for swivel nut	
19	961907011	1	Bulkhead union elbow	
20	961906010	1	Screwing	
21	961102012	2	Nut	
22	961102062	2	Cutting ring	
23	961982658	1	T-Reducer screwing	
24	961170061	1	Plug screw	
25	635090525	1	Pipeline	
26	635092526	1	Pipeline	
27	635090427	1	Pipeline	
30	960892149	1	Hose	
31	960861904	1	Hose	
32	960861419	1	Hose	
40	961772617	1	Test connector	
41	635090513	1	Holder	
42	49901806	6	Screw retention	
43	500053	2	Screw	
44	500021	2	Screw	
45	570005	2	Nut	
50	961917010	2	Union elbow both ports	
			—	09.06.08 BG
			.	WA-01180 BG

Tamper

635-08143A







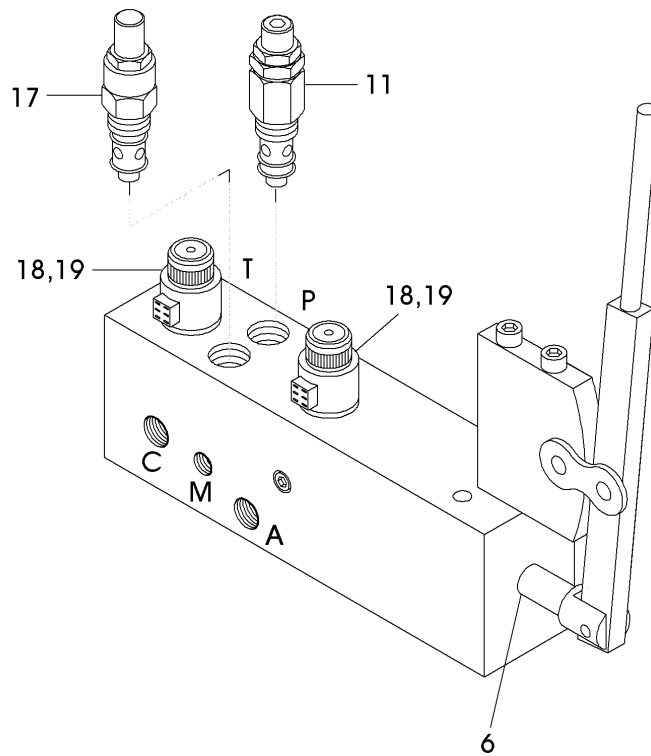
Pos. Item	Best.-Nr. Part No.	Anz. Qty.	Beschreibung Description	Bemerkung Note
	634391100		Drive control unit	
1			Pump see split gear box	Grp. 07
2			Motor see drive axle	Grp. 02
3	963155268	1	Valve block	
4	963137401	1	Valve	
5	963078500	1	ASC-valve	
6	963460011	1	Flush valve	
7	49260263	1	Change valve	
8	963176087	1	Steering block	
9	963176079	1	Steering block	
10	963176078	1	Steering block	
11	963176076	1	Steering block	
12	963125323	1	Flow control valve, adjustable	
13	963705060	1	Plate	
15	963545314	1	Throttle	
17	635390125	1	Manifold	
18	977510126	1	Brake pressure switch	
19	977510128	1	Oil pressure switch	
20	960880981	1	Hose	
21	960892281	1	Hose	
22	960860427	1	Hose	
23	960821409	1	Hose	
24	960821027	1	Hose	
25	960820902	2	Hose	
26	960841351	2	Hose	
27	960832602	1	Hose	
28	960831712	1	Hose	
29	960831203	1	Hose	
30	960833652	1	Hose	
31	960834738	1	Hose	
32	960832801	2	Hose	
33	960833006	1	Hose	
34	960832025	1	Hose	
35	960832448	1	Hose	
36	960852211	2	Hose	
38	960862207	2	Hose	
39	960873306	2	Hose	
40	960872702	2	Hose	
41	960882551	1	Hose	
42	960882710	1	Hose	
43	960833653	1	Hose	
44	960893508	1	Hose	
48	634390148	1	Pipeline	
50	961935129	2	Screwing	
51	961917009	1	Stud	
52	961919009	1	Swivel nut run tee	
Drive control unit				634-08190

Pos. Item	Best.-Nr. Part No.	Anz. Qty.	Beschreibung Description	Bemerkung Note
53	969183025	2	Reduction union	
54	961935309	2	Straight double-ended union	
55	961953108	2	Straight double-ended union	
56	961935210	4	Straight double-ended union	
57	961772678	4	Test connection	
58	961941073	1	Straight double-ended union	
59	961353009	6	Straight double-ended union	
60	961917007	2	Swivel nut elbow	
61	961935207	4	Straight double-ended union	
62	961935107	4	Straight double-ended union	
63	961919007	4	Screwing	
64	961917007	6	Swivel nut elbow	
65	961121007	1	Intermediate stud	
66	961178107	1	Manometer connection	
67	961175205	1	Plug screw	
68	961371710	1	Plug screw	
69	961102009	1	Nut	
70	961935116	4	Stud	
71	961353031	2	Straight double-ended union	
72	961935337	4	Straight double-ended union	
73	961773018	2	Test connection	
74	961920650	2	Stud	
75	961919018	2	Swivel nut run tee	
76	961917009	1	Stud	
77	990093609	1	Male stud adaptor	
78	961918009	1	Union tee	
79	961919009	1	Swivel nut run tee	
80	961920609	2	Reduction union	
81	932323235	7	O-ring	
82	930211285	14	Flange half	
83	502132	28	Hex. screw	
84	961953228	2	Straight double-ended union	
85	961772695	2	Male testconnector	
86	961920683	2	Reduction union	
87	961935307	3	Straight double-ended union	
88	961935312	1	Straight double-ended union	
89	961953108	1	Straight double-ended union	
90	961918023	1	Swivel nut run tee	
91	961907023	1	Bulkhead union elbow	
92	961175108	3	Plug screw	
93	961190009	3	Plug stud	
94	961102009	2	Nut	
95	961190011	1	Plug stud	
96	961102011	1	Union nut	
97	961190006	1	Plug stud	
98	961102006	1	Union nut	

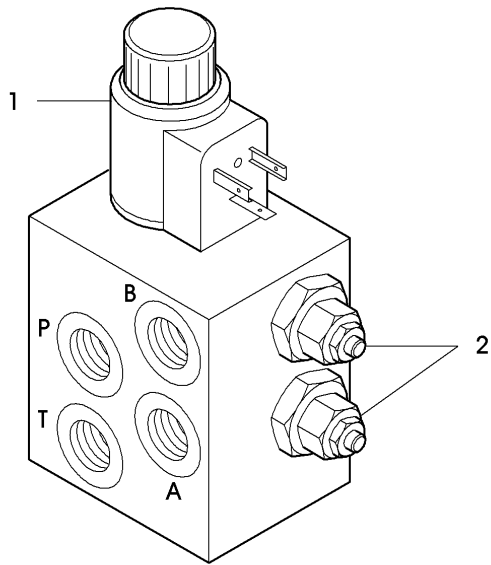
Drive control unit

634-08190

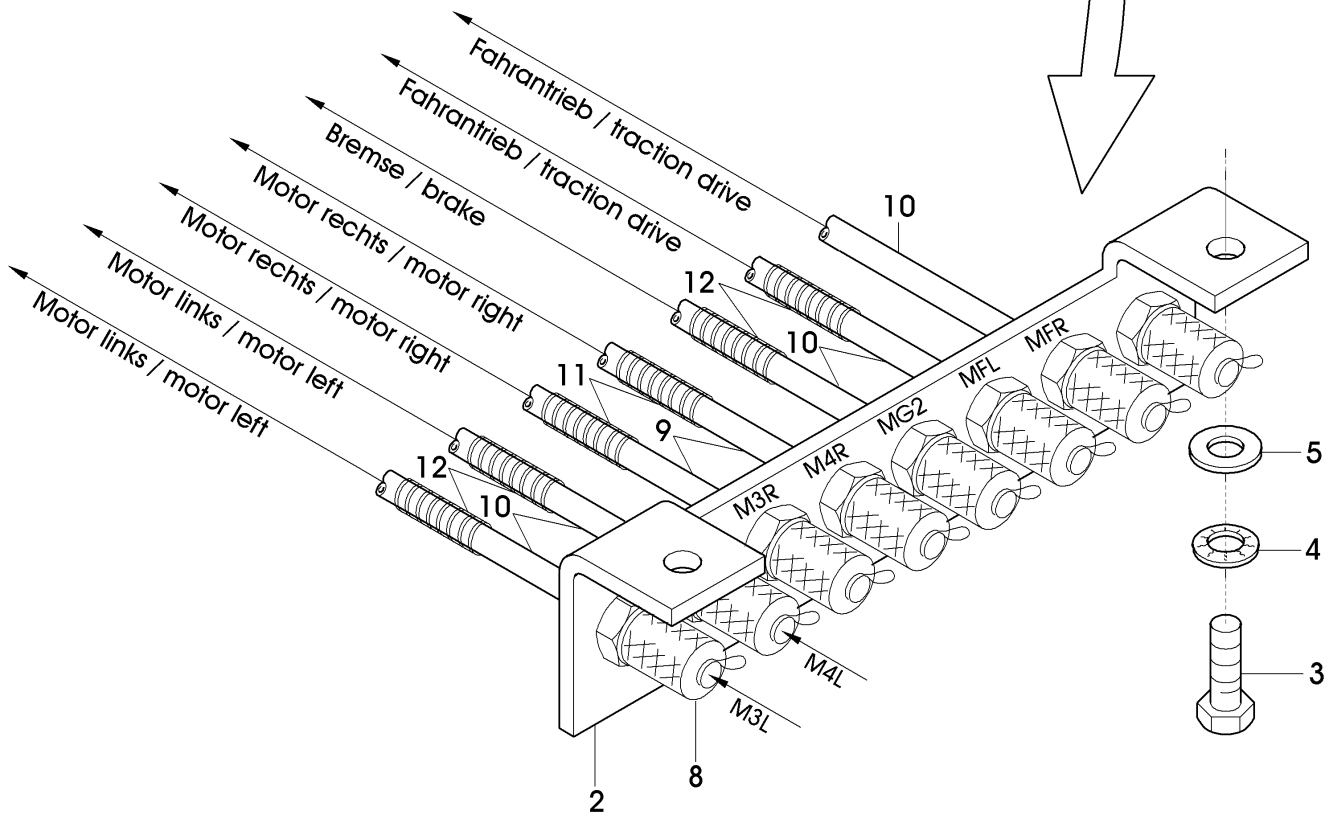
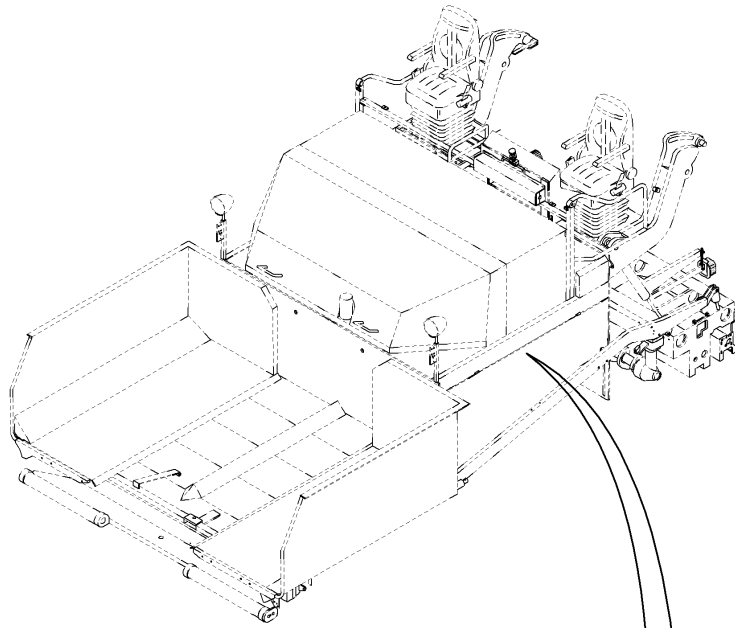
Pos. Item	Best.-Nr. Part No.	Anz. Qty.	Beschreibung Description	Bemerkung Note
99	961919007	1	Screwing	
100	634390110	1	Holder	
101	500028	2	Screw	
102	49900025	6	Screw retention	
103	570006	2	Hex. nut	
104	500234	2	Screw	
105	500138	8	Hex. screw	
106	49900161	12	Screw retention	
107	570005	10	Nut	
108	508078	2	Screw	
109	500028	2	Screw	
110	654392185	1	Holder	
111	500013	2	Hex. screw	
112	500040	3	Screw	
113	49900080	5	Screw retention	
114	570004	3	Hex. nut	
115	937930181	4	Screw	
116	937930233	3	Screw	
117	508012	3	Cylinder screw	
120	961773003	1	Test connection	
121	961355038	2	Swivel nut elbow	
125	930211162	1	Flange	
130	932327786	X	O-ring	
			–	11.12.07 BG
Drive control unit				634-08190



Pos. Item	Best.-Nr. Part No.	Anz. Qty.	Beschreibung Description	Bemerkung Note
6	963570987	1	Piston seal	
11	963019323	1	Pressure limit valve	
17	963075811	1	Throttle valve	
18	963125311	2	Screw-in valve	
19	963612216	2	Magnet	
			–	02.10.07 BG
Valve block				963155268



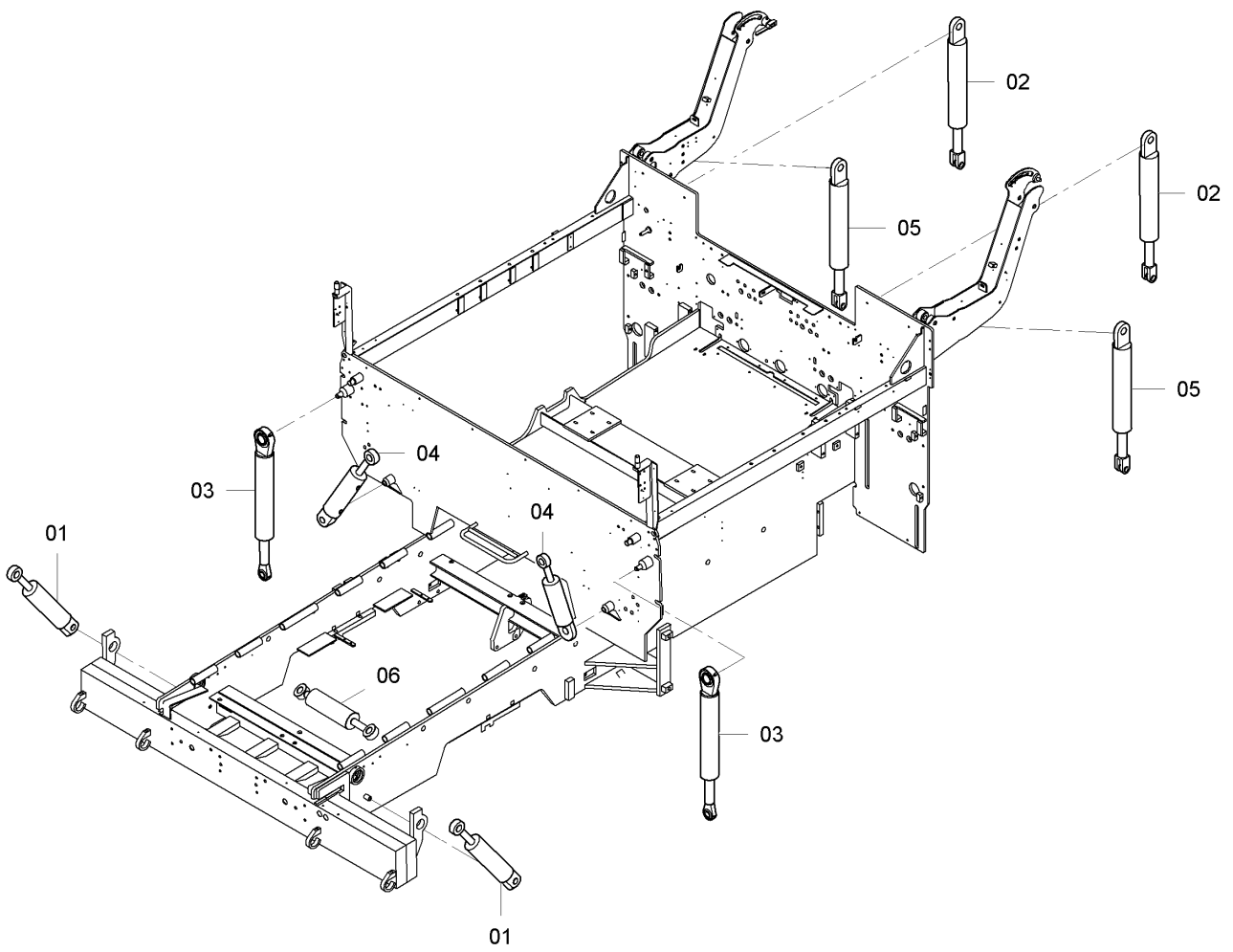
Pos. Item	Best.-Nr. Part No.	Anz. Qty.	Beschreibung Description	Bemerkung Note
	963176087	1	Steering block	
1	963173220	1	Magnet	
2	963004121	2	Pressure limit valve	
			—	11.12.07 BG
Steering block				963176087



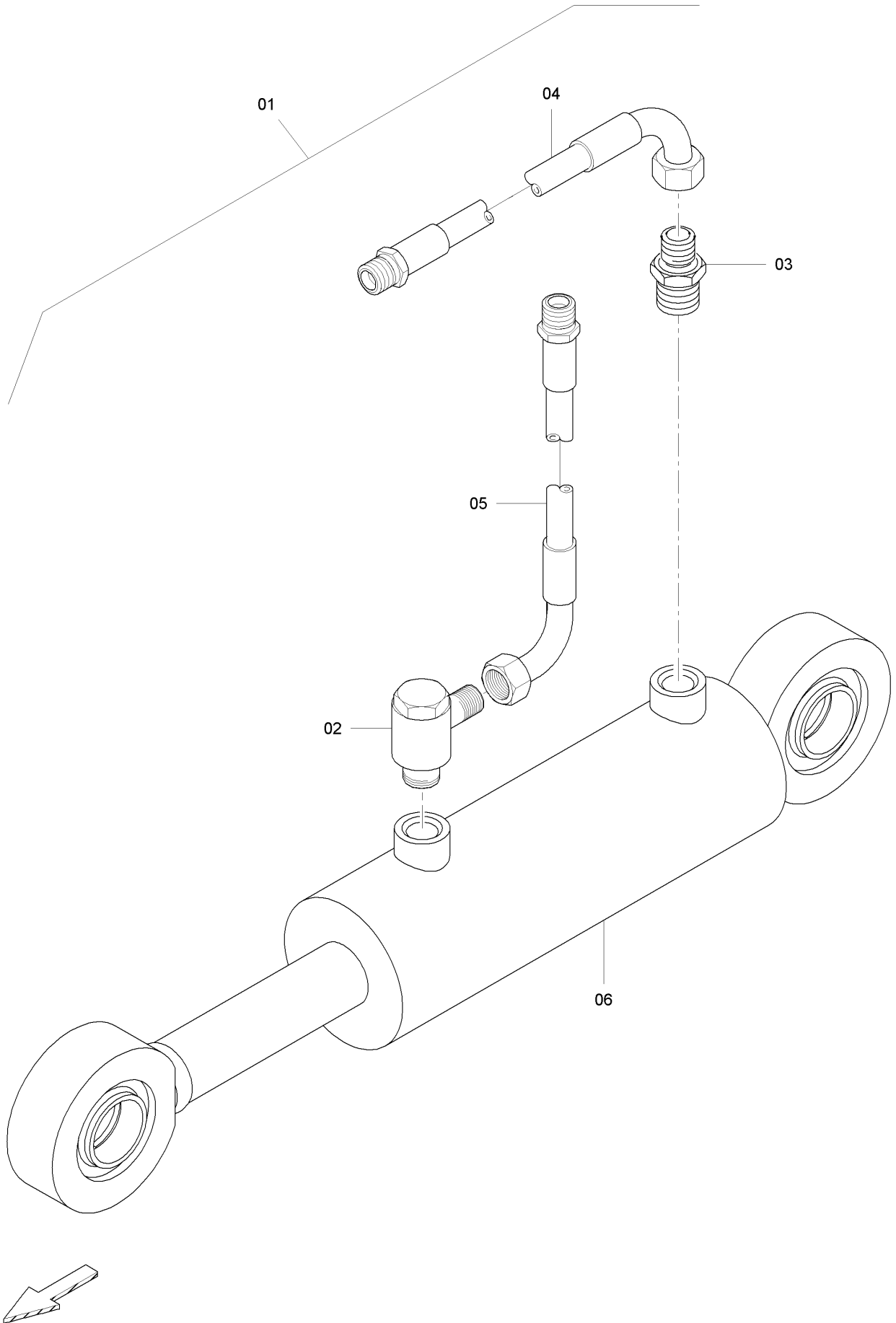
Pos. Item	Best.-Nr. Part No.	Anz. Qty.	Beschreibung Description	Bemerkung Note
	634392200		Test ledge, compl.	
2	634392202	1	Holder	
3	500029	2	Screw	
4	49900025	2	Screw retention	
5	904230	2	Washer	
8	961773007	8	Test connection	
9	961773695	2	Test hose	
10	961773693	5	Test hose	
11	977418887	1	Hose protection	X m
12	977418888	1	Hose protection	X m
15		–		25.10.07 BG

Test ledge, compl.

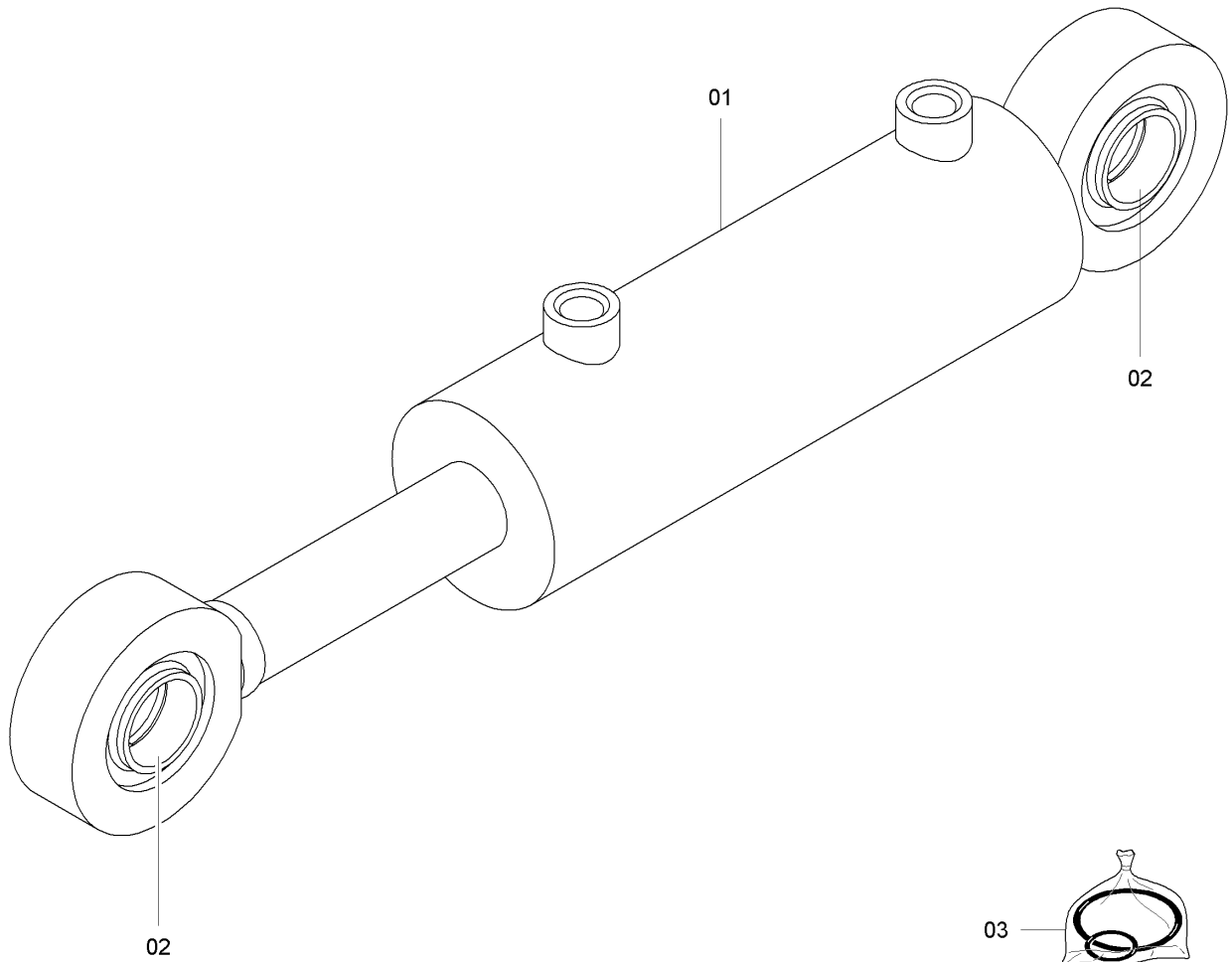
634-08273



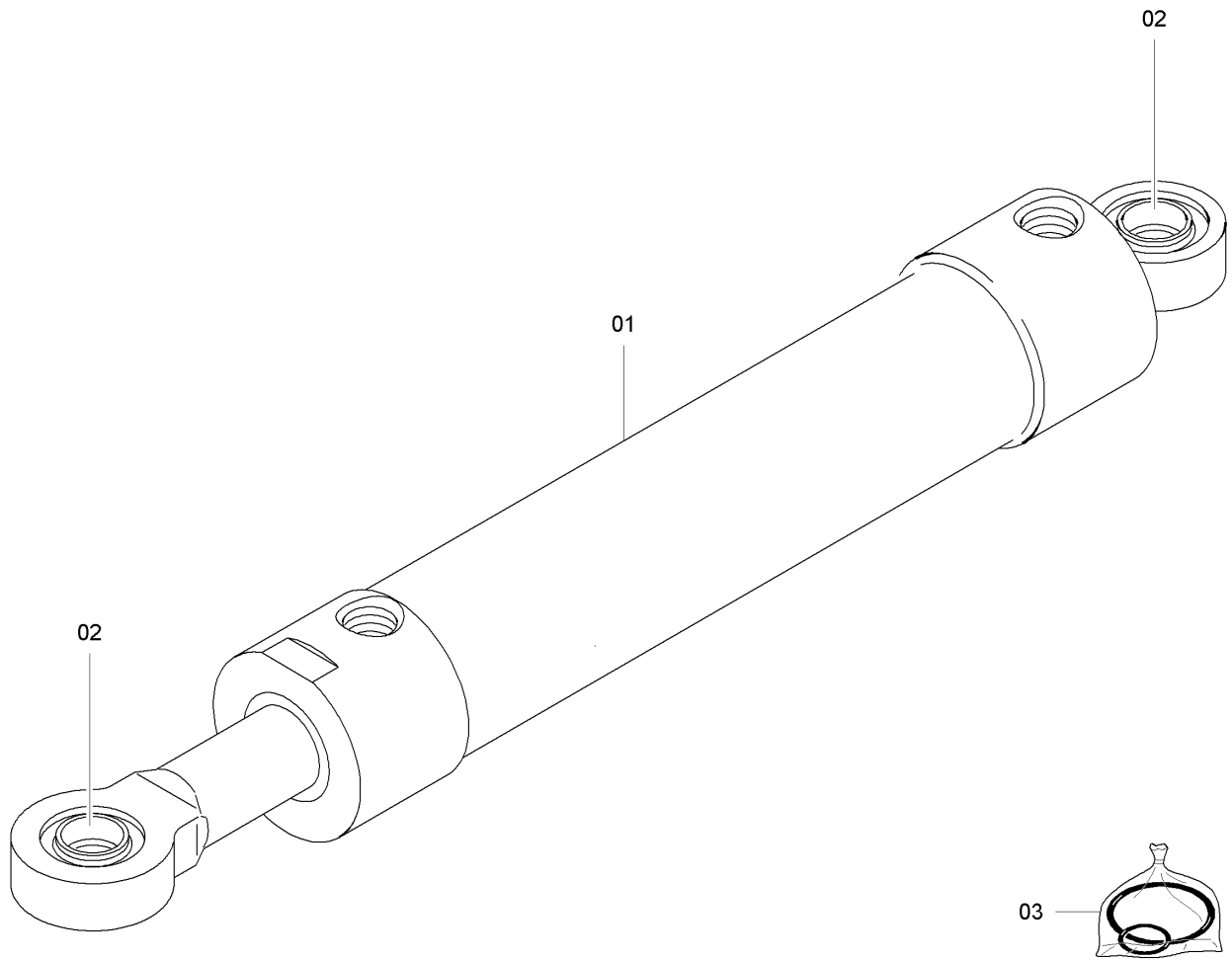
Pos. Item	Best.-Nr. Part No.	Anz. Qty.	Beschreibung Description	Bemerkung Note
1	635910410	X	Hydraulic cylinder	
2	20007633	X	Hydraulic cylinder	
3	635090610	X	Hydraulic cylinder	
4	635091010	X	Hydraulic cylinder	
5	635090810	X	Hydraulic cylinder	
6	678598	X	Hydraulic cylinder	
		-		18.06.07 BG
Master view cylinder Grp. 08				634-08610



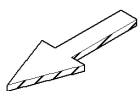
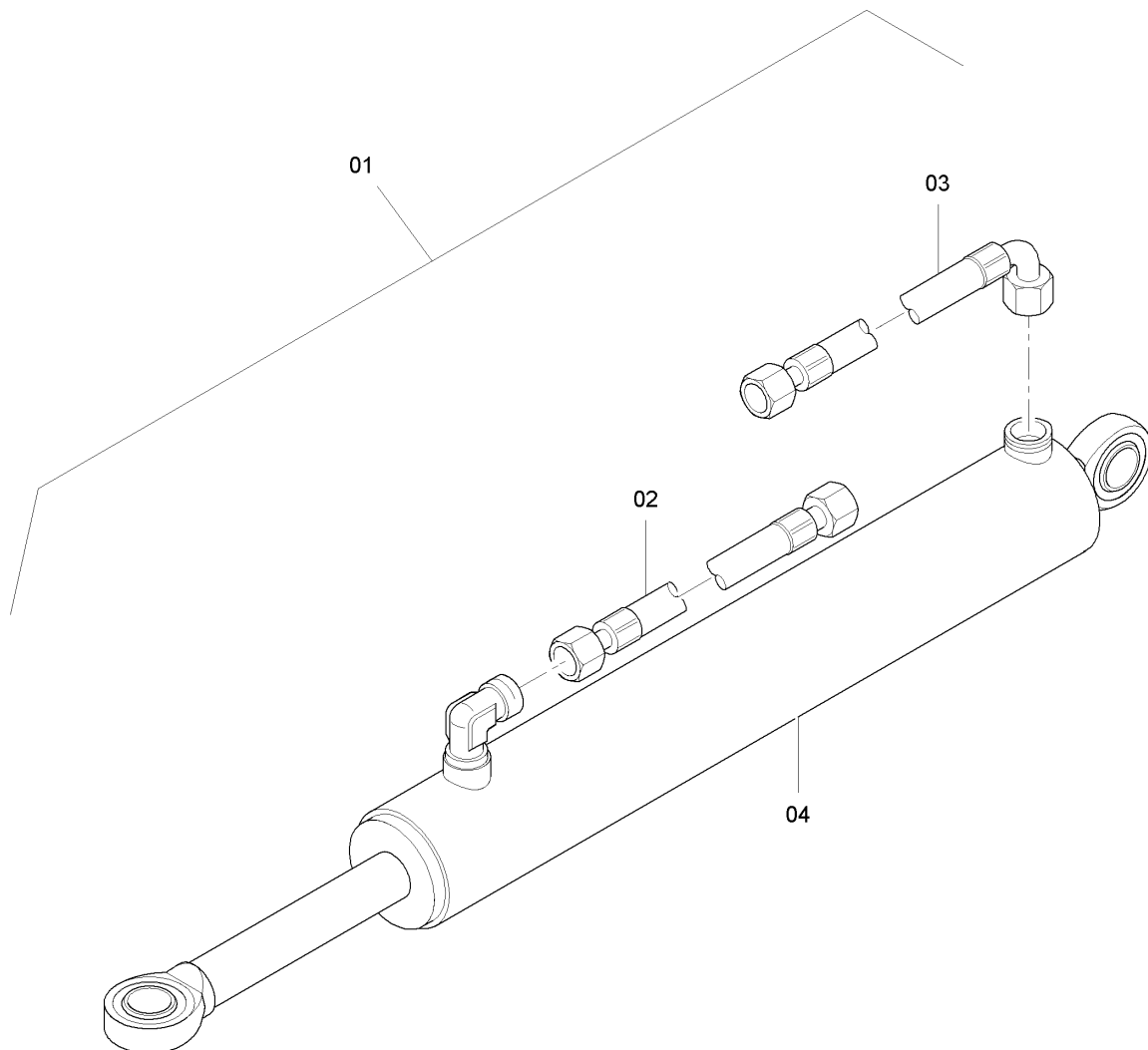
Pos. Item	Best.-Nr. Part No.	Anz. Qty.	Beschreibung Description	Bemerkung Note
1	635910410	1	Hydraulic cylinder	
2	965671000	1	Pressure banjo fittings	
3	965565000	1	Male connector	
4	960820577	1	Hose	
5	960820507	1	Hose	
6	965080294	1	Cylinder, compl.	
			–	19.02.2008 TH
Hydraulic cylinder				635910410



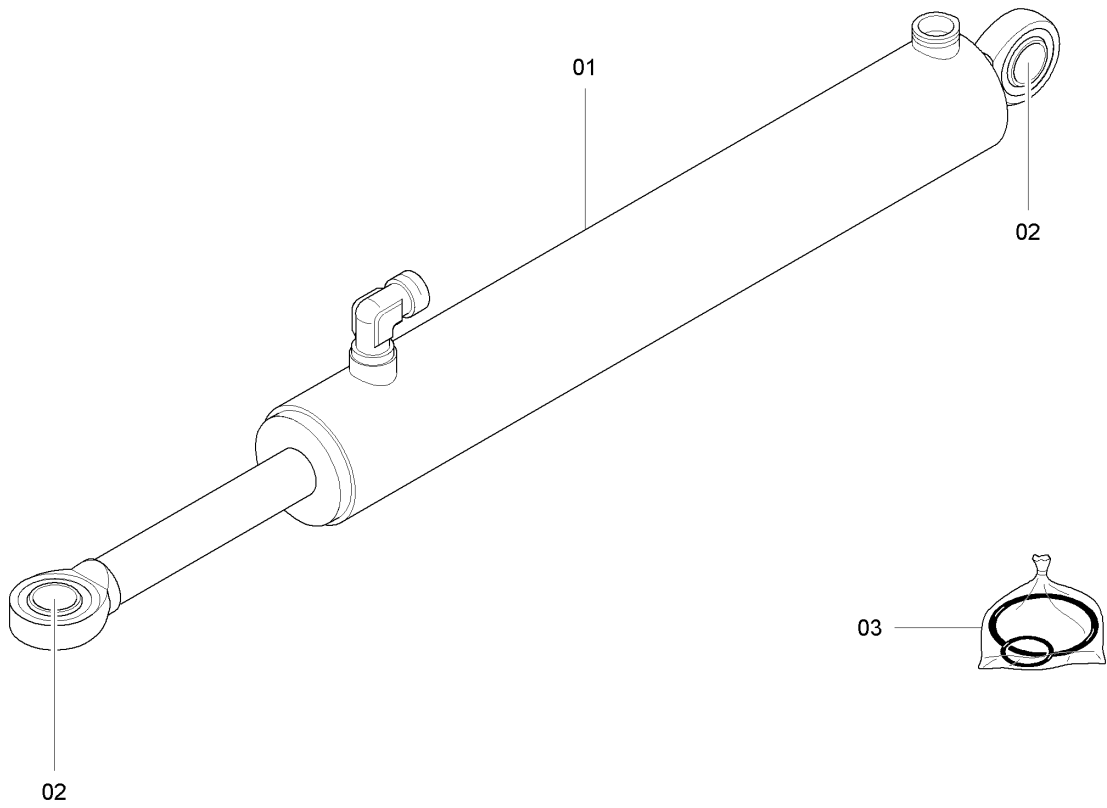
Pos. Item	Best.-Nr. Part No.	Anz. Qty.	Beschreibung Description	Bemerkung Note
1	965080294	1	Cylinder, compl.	
2	965562005	2	Hinge bearing	
3	965531551	1	Sealing kit	
			—	29.11.06
Cylinder, compl.				965080294



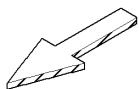
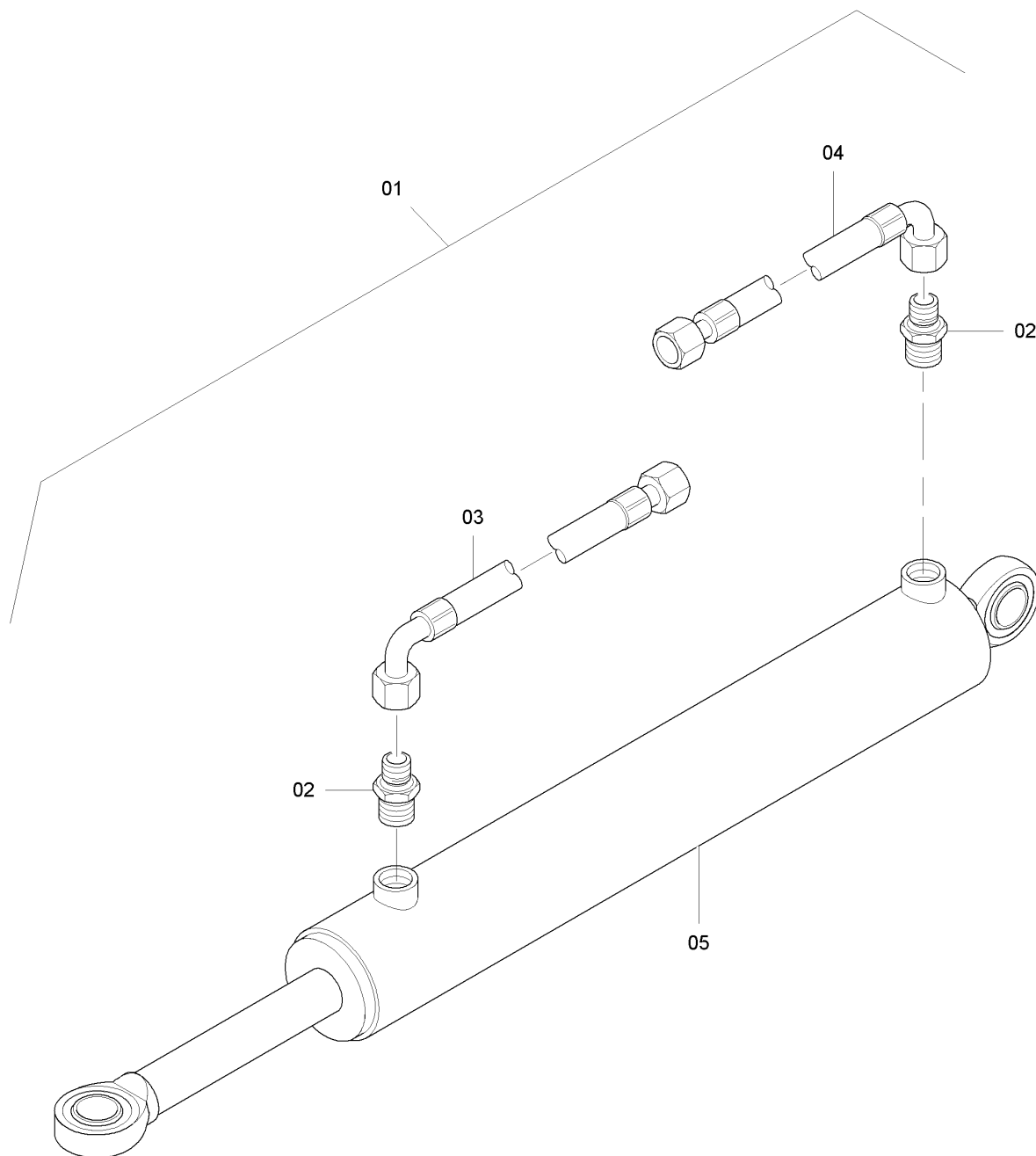
Pos. Item	Best.-Nr. Part No.	Anz. Qty.	Beschreibung Description	Bemerkung Note
1	20007633	1	Hydraulic cylinder	
2	49500017	2	Hinge bearing	
3	932737283	1	Seal kit	
		-		27.02.2008 TH
Hydraulic cylinder				20007633



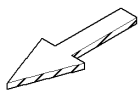
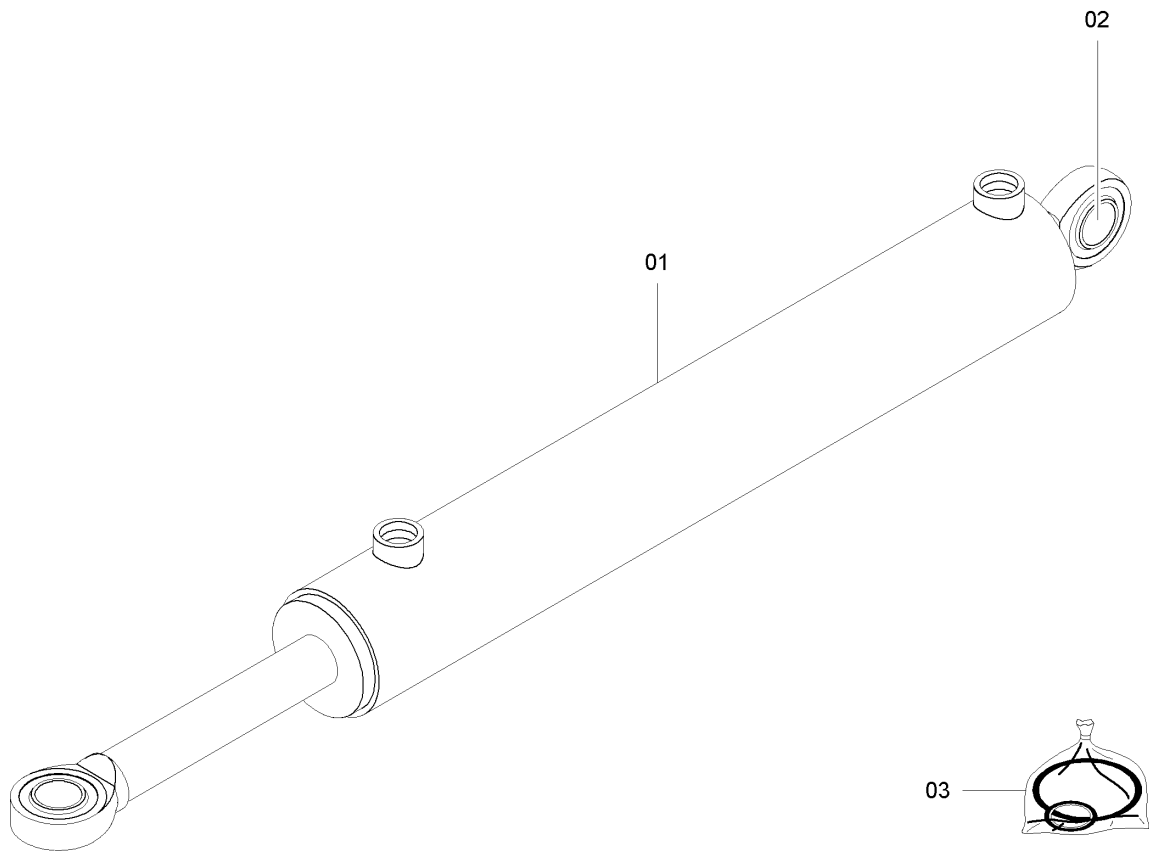
Pos. Item	Best.-Nr. Part No.	Anz. Qty.	Beschreibung Description	Bemerkung Note
1	635090610	1	Hydraulic cylinder	
2	960820971	1	Hose	
3	960820402	1	Hose	
4	965172947	1	Cylinder	
			–	19.02.2008 TH
Hydraulic cylinder				635090610



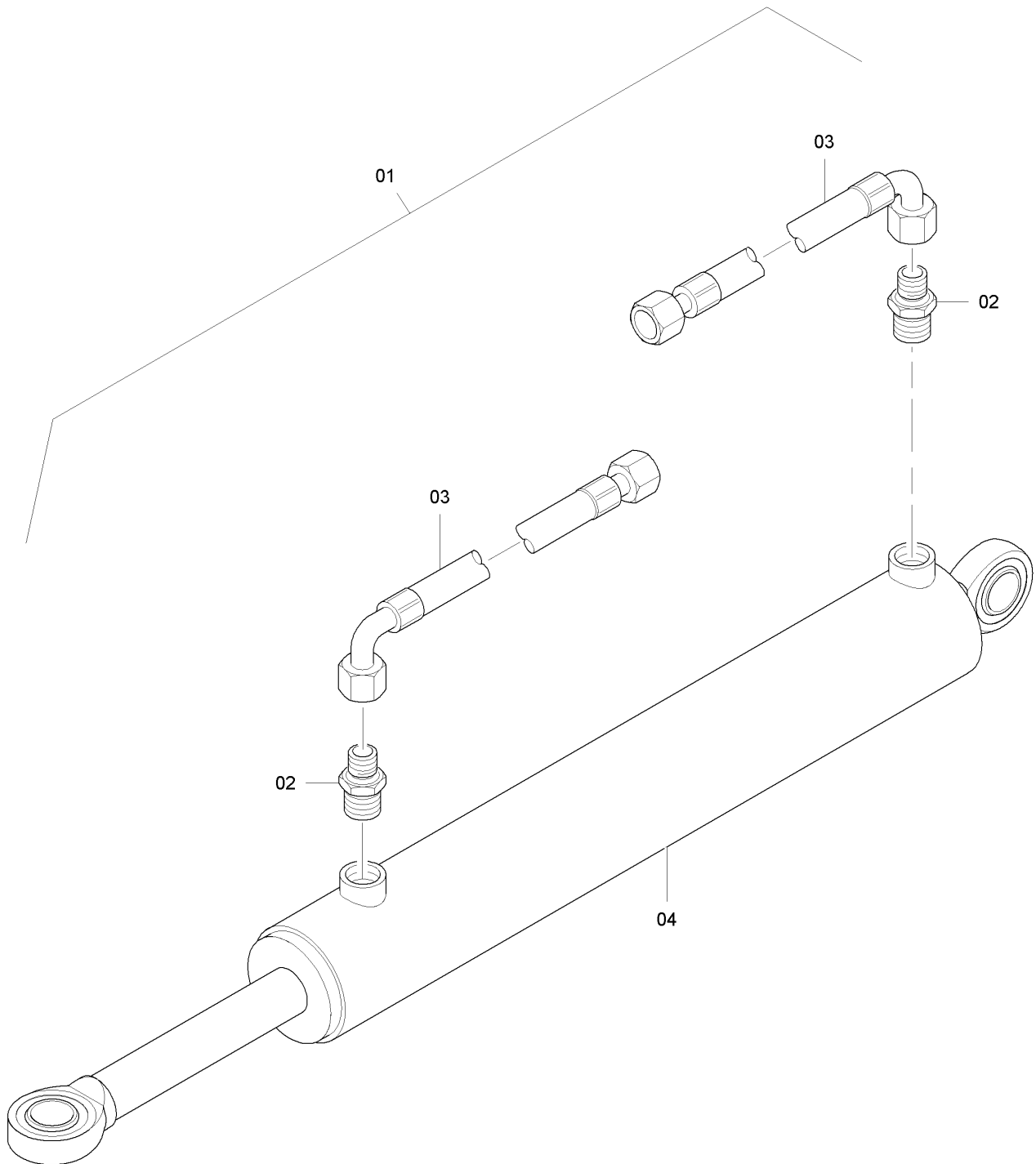
Pos. Item	Best.-Nr. Part No.	Anz. Qty.	Beschreibung Description	Bemerkung Note
1	965172947	1	Cylinder	
2	935110312	2	Hinge bearing	
3	965531564	1	Seal kit	
			—	19.02.2008 TH
Cylinder				965172947



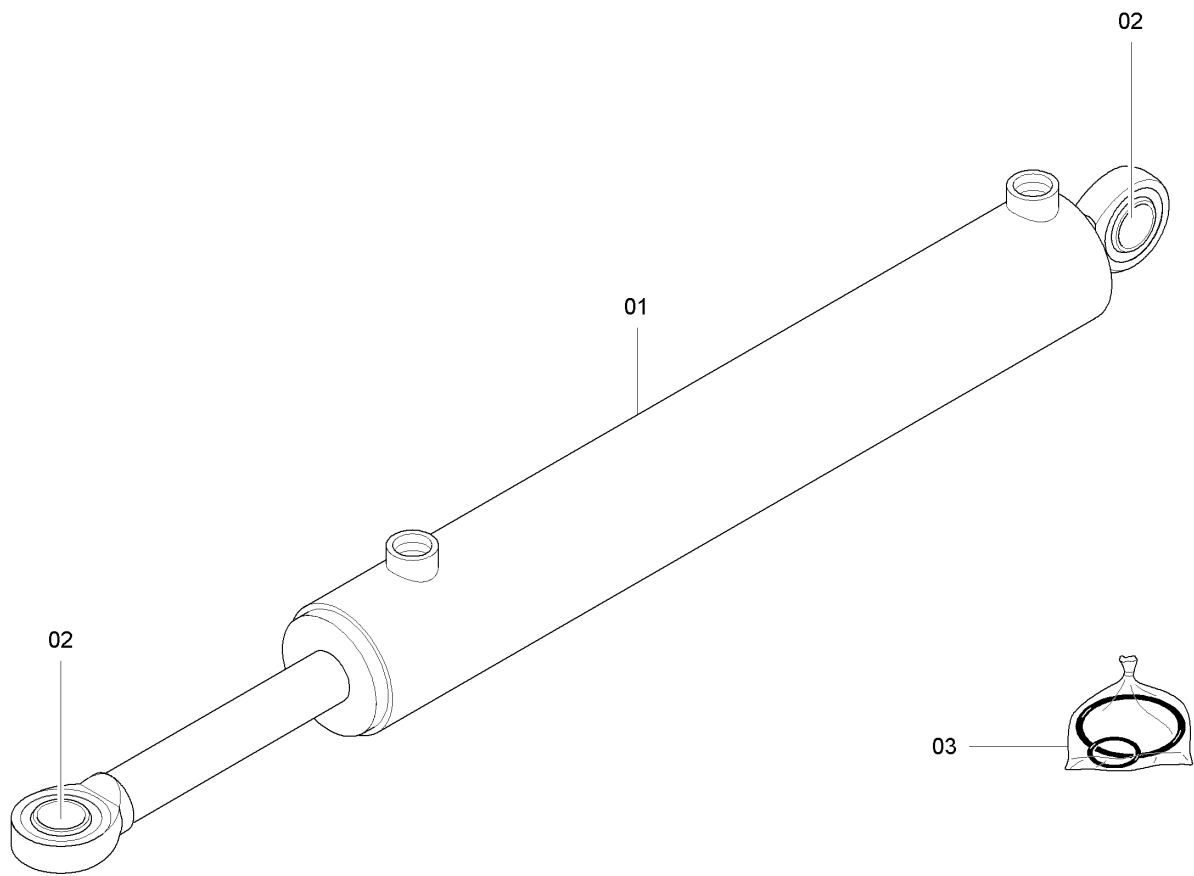
Pos. Item	Best.-Nr. Part No.	Anz. Qty.	Beschreibung Description	Bemerkung Note
1	635091010	1	Hydraulic cylinder	
2	961935236	2	Straight double-ended union	
3	49241165	1	Hose assy	DN10x650
4	960841205	1	Hose	DN10x700
5	990196400	1	Hydraulic cylinder	
			–	07.03.2007
Hydraulic cylinder				635091010



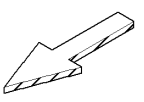
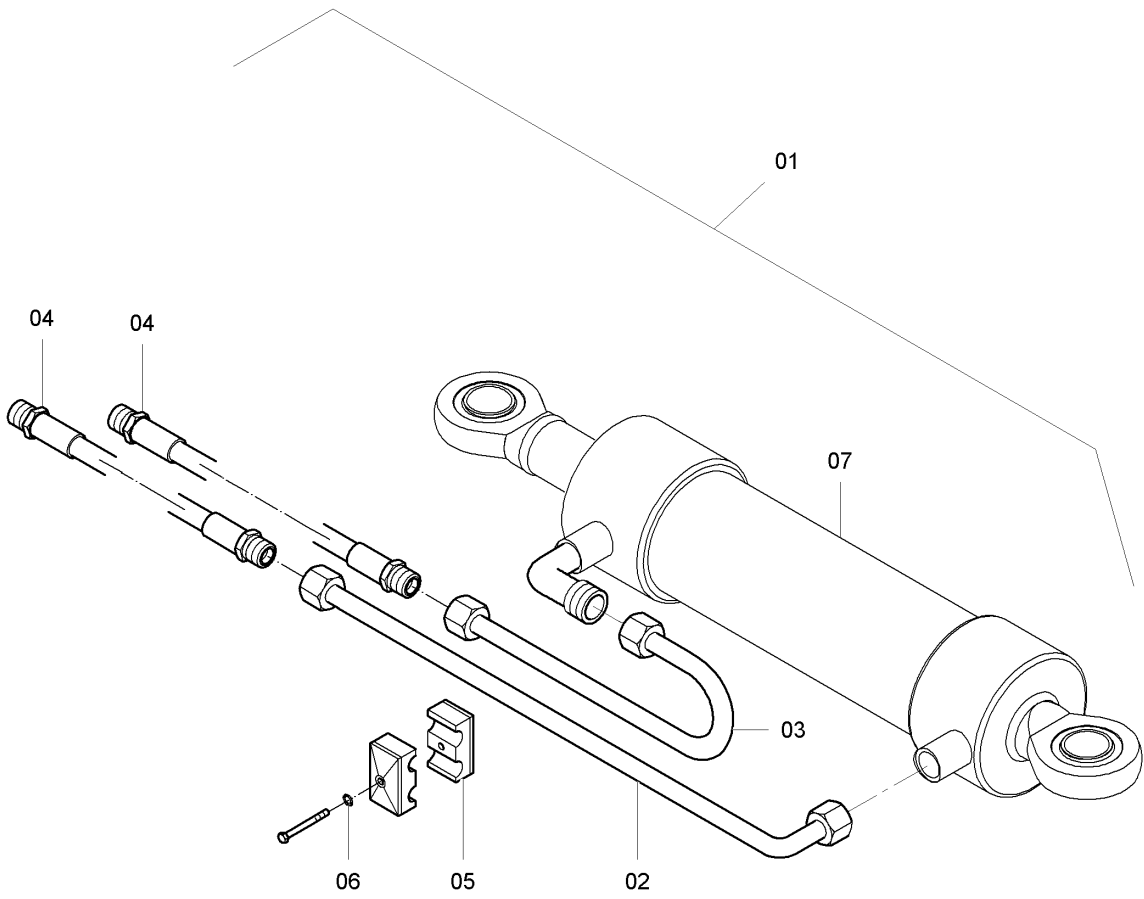
Pos. Item	Best.-Nr. Part No.	Anz. Qty.	Beschreibung Description	Bemerkung Note
1	990196400	1	Hydraulic cylinder	
2	965562005	1	Hinge bearing	
3	679533	1	Sealing kit	
		-		27.02.2008 TH
Hydraulic cylinder				990196400



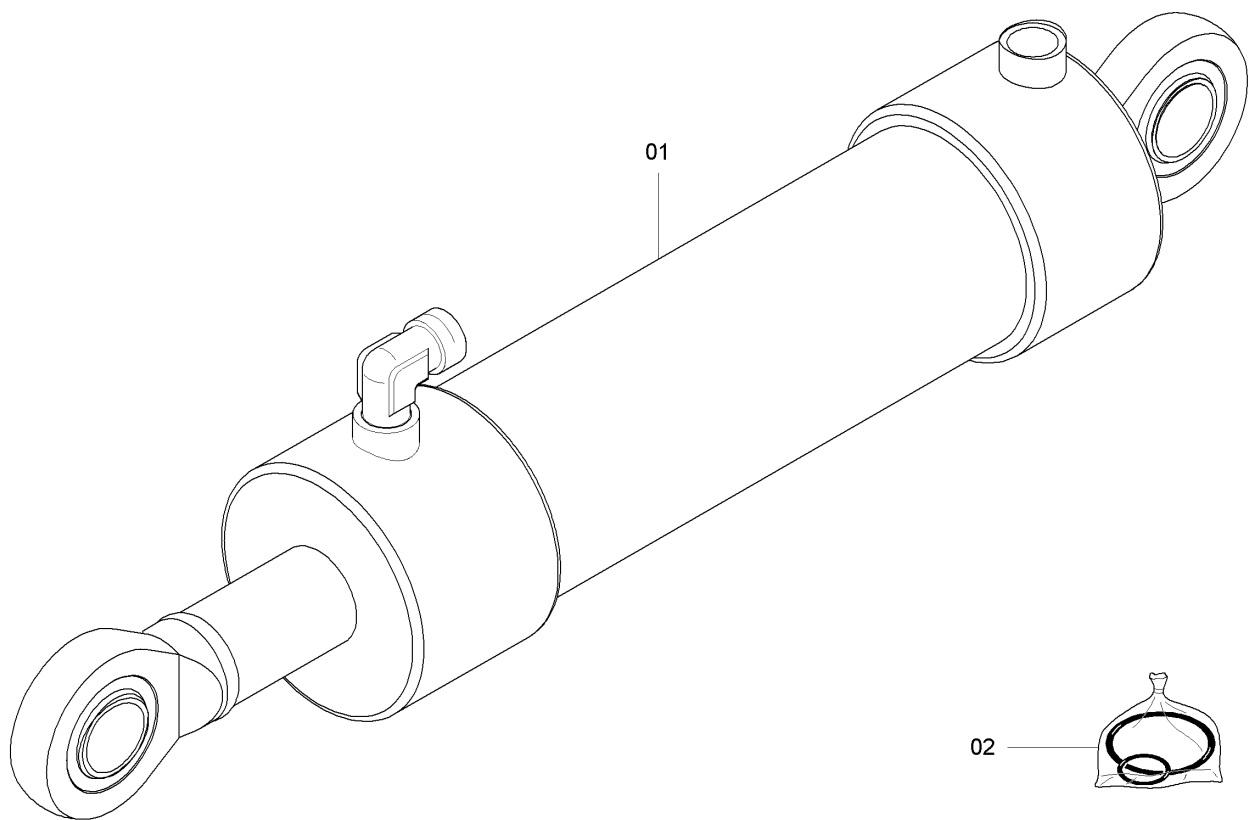
Pos. Item	Best.-Nr. Part No.	Anz. Qty.	Beschreibung Description	Bemerkung Note
1	635090810	1	Hydraulic cylinder	
2	961934201	2	Straight double-ended union	
3	960820509	2	Hose	
4	990195500	1	Hydraulic cylinder	
			–	14.06.07 BG
Hydraulic cylinder				635090810



Pos. Item	Best.-Nr. Part No.	Anz. Qty.	Beschreibung Description	Bemerkung Note
1	990195500	1	Hydraulic cylinder	
2	935113608	1	Hinge head	
3	679534	1	Seal kit	
		-		19.02.2008 TH
Hydraulic cylinder				990195500

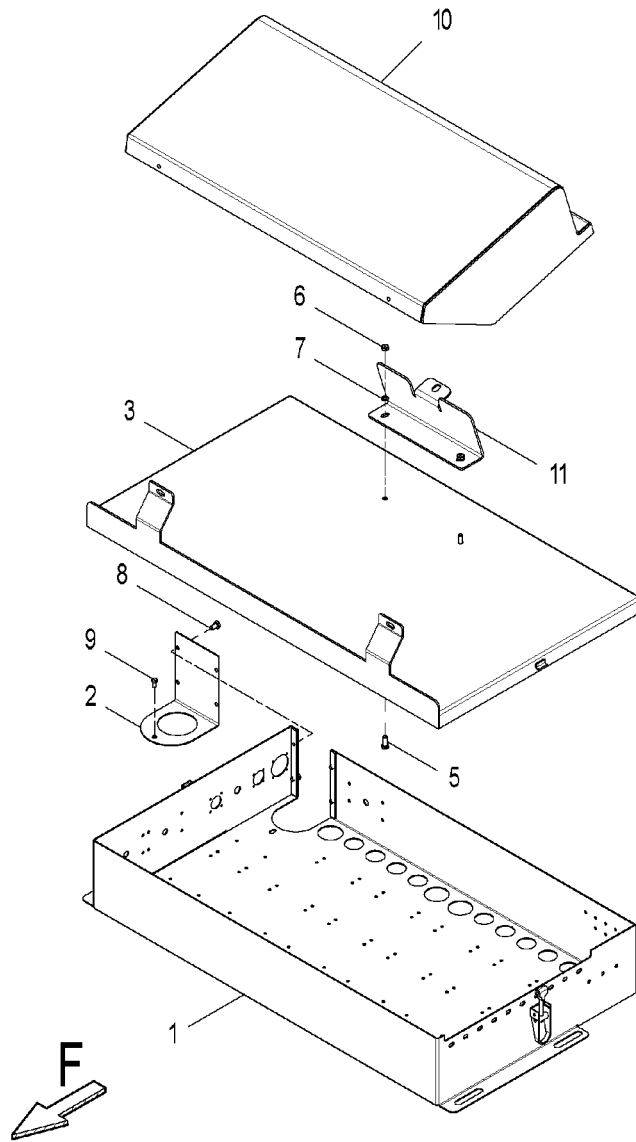


Pos. Item	Best.-Nr. Part No.	Anz. Qty.	Beschreibung Description	Bemerkung Note
1	678598	1	Hydraulic cylinder	
2	866293082	1	Pipeline	
3	866293077	1	Pipeline	
4	960930600	2	Hose	
5	934362030	1	Pipe clip	
6	49900080	1	Screw retention	
7	990197000	1	Hydraulic cylinder	
			–	28.02.2008 TH
Hydraulic cylinder				678598

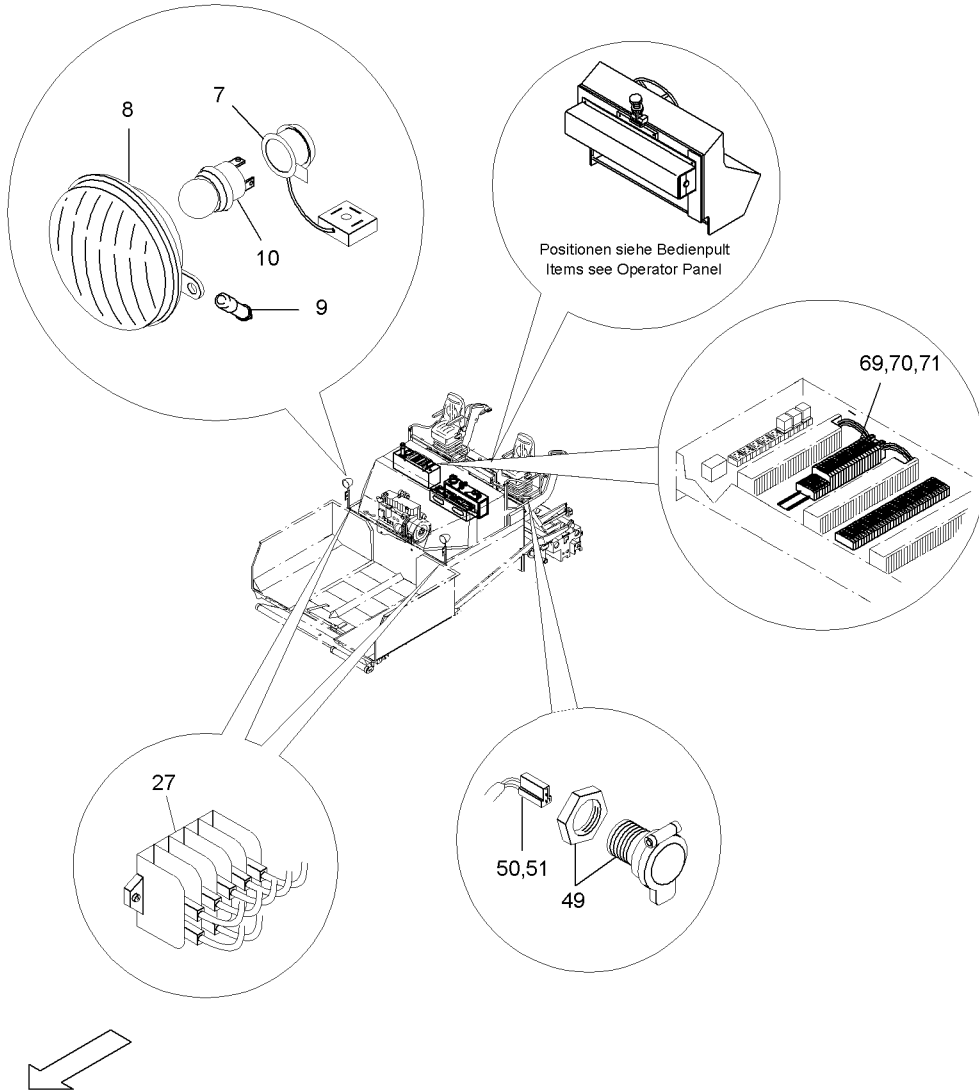


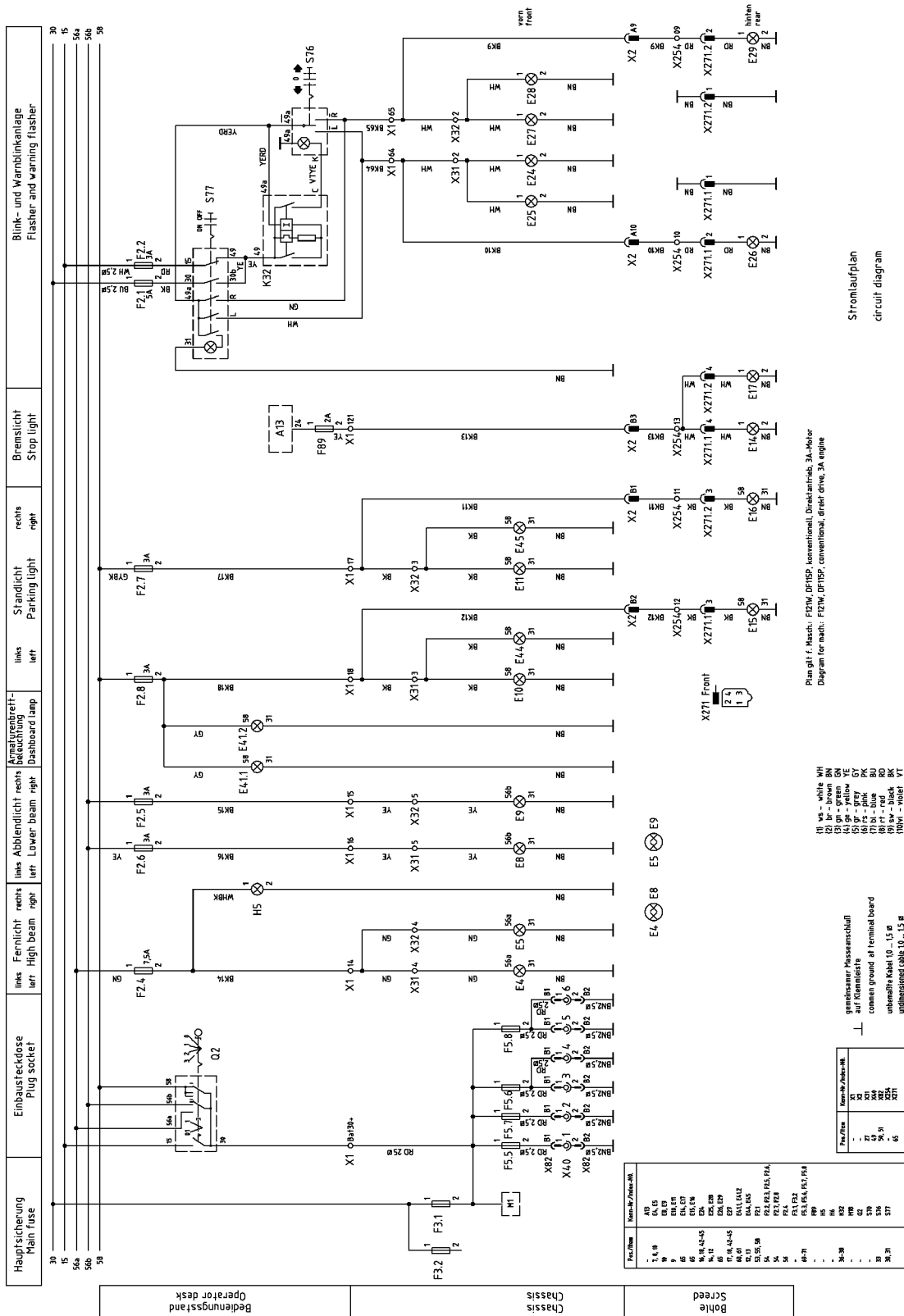
Pos. Item	Best.-Nr. Part No.	Anz. Qty.	Beschreibung Description	Bemerkung Note
1	990197000	1	Hydraulic cylinder	
2	990197091	1	Sealing kit	
		-		27.02.2008 TH
Hydraulic cylinder				990197000

Pos. Item	Best.-Nr. Part No.	Anz. Qty.	Beschreibung Description	Bemerkung Note
	634100007		Electronic unit	
1	635-09195	1	Terminal holder	
2	634-09500	1	Lighting	
3	634-09505	1	Drive control unit	
4	635-09516	1	Levelling	
5	635-09519	1	Hopper	
6	635-09530	1	Tamper	
7	635-09535	1	Vibration	
8	635-09540B	1	Screed functions	
9	634-09552	1	Differential lock	
10	635-09555	1	Conveyor, auger	
11	635-09560	1	Engine	
12	635-09564	1	Electron. engine governor	
13	722-09565	1	Limit switch auger	
14	722-09570	1	Limit switch conveyor	
15	635-09576	1	Power supply for add. functions	
16	635-09600	1	Electric mounting parts	
			—	29.04.2008 SHE
			.	WA00584 - 00648-00850
Grp. 09, Electric Diagrams				



Pos. Item	Best.-Nr. Part No.	Anz. Qty.	Beschreibung Description	Bemerkung Note
	635408900		Terminal holder	
1	635408901	1	Terminal holder	
2	635408905	1	Covering	
3	635408911	1	Cover	
5	500013	2	Hex. screw	
6	938190514	2	Nut	
7	49900080	2	Screw retention	
8	500059	4	Screw	
9	500003	1	Screw	
10	655231705	1	Hood	
11	635408913	1	Holder	
			—	05.07.2007 TH
Terminal holder				635-09195





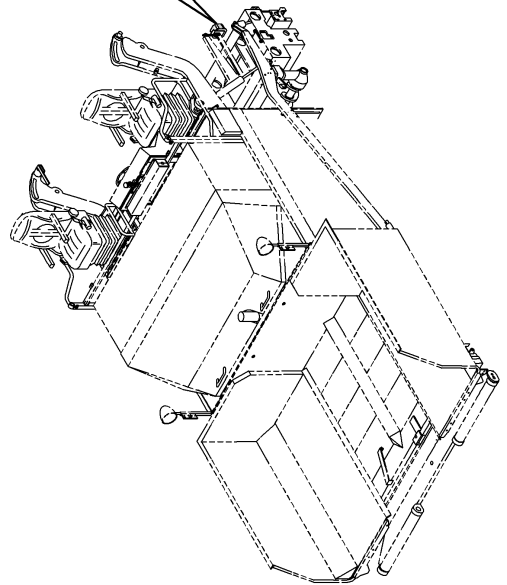
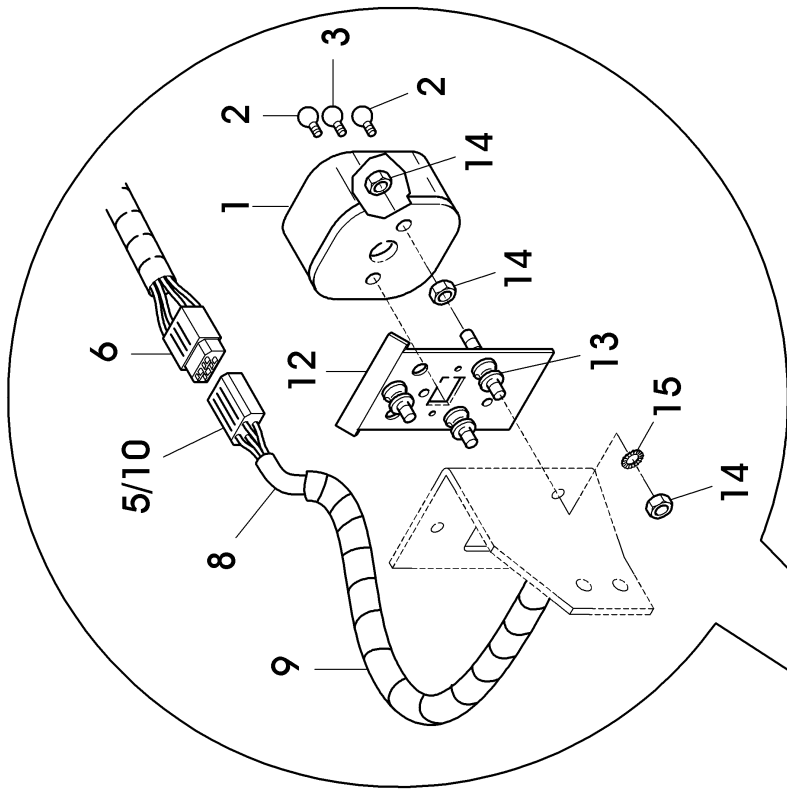
Stromlaufplan
circuit diagram

Bedienungsstand Operator desk
Chassis
Bohle Scribed

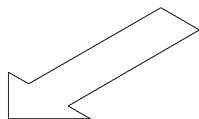
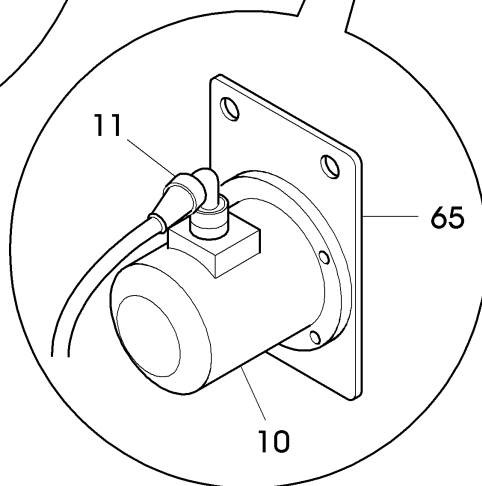
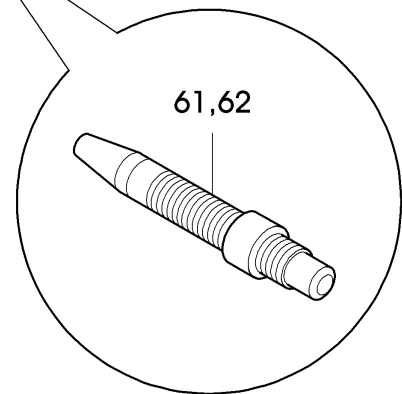
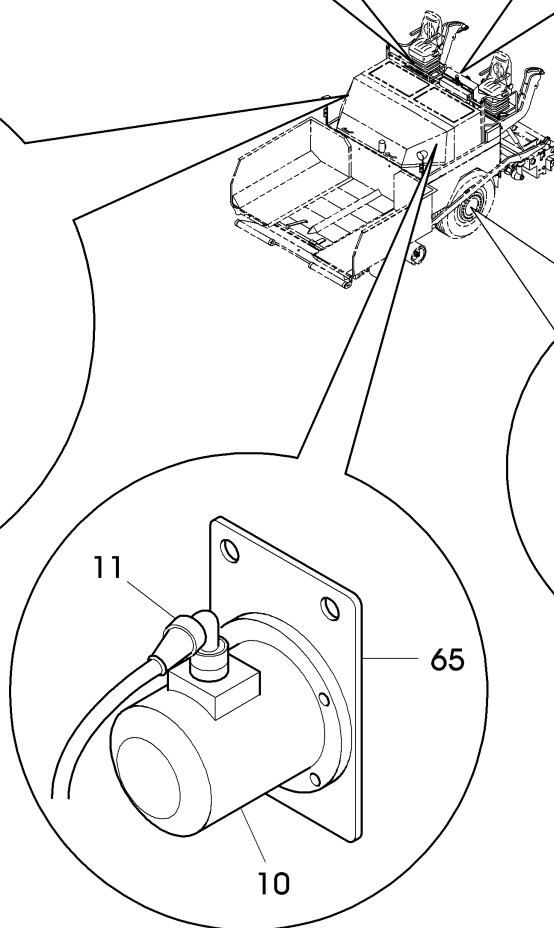
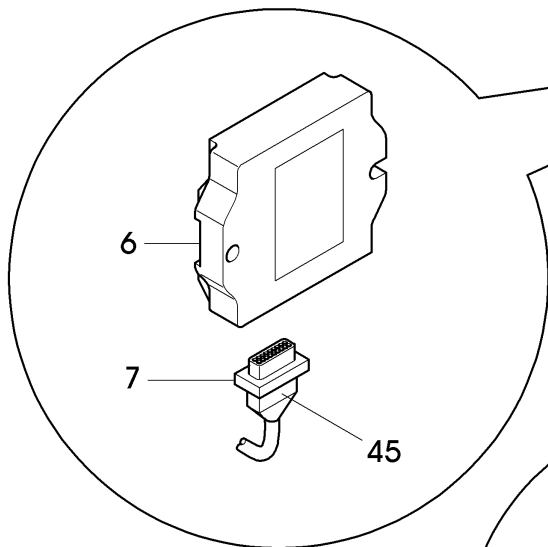
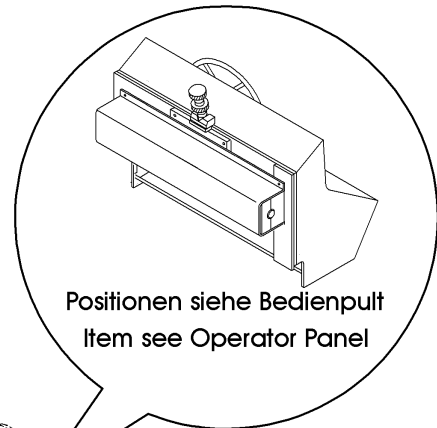
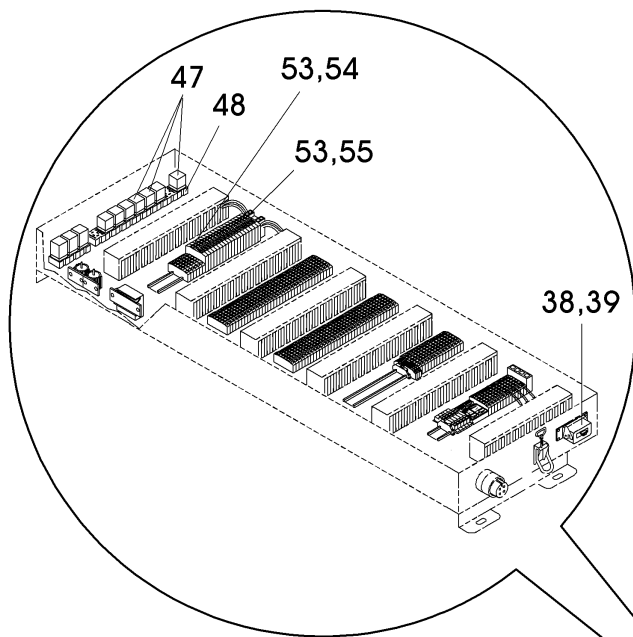
Pos. Item	Best.-Nr. Part No.	Anz. Qty.	Beschreibung Description	Bemerkung Note
	634100300		Lighting	
1	634100301	1	Circuit diagram	
7	977330211	2	Plug - electrical	
8	977903001	2	Mountable spot lights	
9	977335302	2	Bulb, small	
10	977335002	2	Bulb, big	
12	977809000	2	Combinated position+direction indicator lamp	
13	977335652	2	Tubular lamp	24V 3W
14	977335502	2	Tubular lamp	24V 18W
16	977808111	1	Warning signal lamp left	
17	977808121	1	Warning signal lamp right	
18	977335402	2	Bulb	
27	977414721	2	Terminal board	
30	49120109	1	Warning direction indicator switch	
31	977335752	1	Bulb	
33	977506070	1	Direction indicator switch	
38	977704662	1	Flasher unit	
49	977467011	6	Mounting socket	
50	977330125	6	Housing	
51	977397117	12	Flat plug sleeve	
53	977455748	1	Fuse box	
_01	977455749	1	_Cover	
54	977454250	6	Fuse	3 Amp.
55	977454252	1	Fuse	5 Amp.
56	977454253	1	Fuse	7,5 Amp.
58	977459518	3	Bridge	
60	977828001	2	Name plate lamp	
61	977335602	2	Tabular lamp	
65	654100566	2	End- brake- and flasher light	
69	977454254	4	Fuse	10 Amp.
70	977425199	4	Fuse terminal	
71	977425102	3	Bridge	
			—	06.06.2007

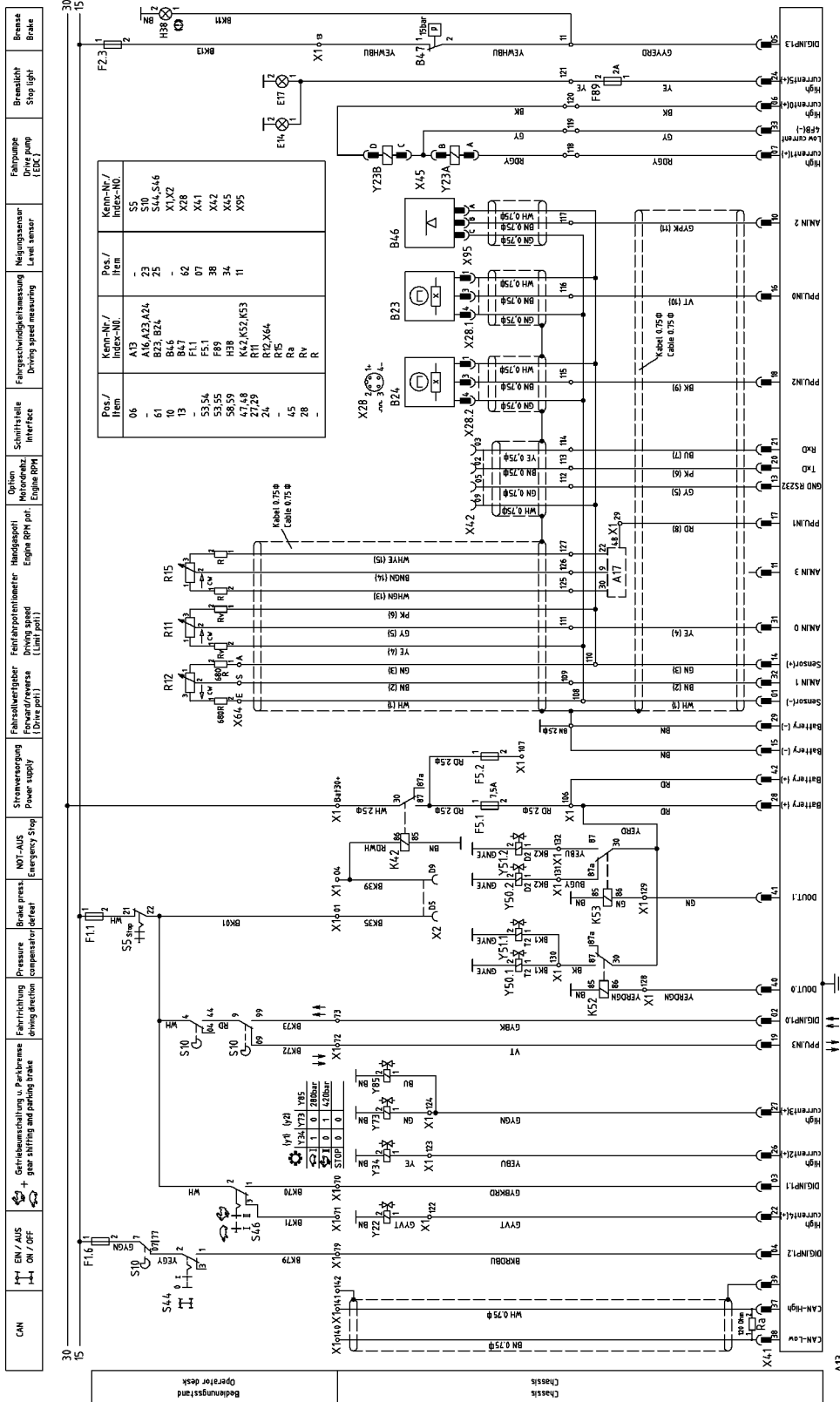
Lighting

634-09500



Pos. Item	Best.-Nr. Part No.	Anz. Qty.	Beschreibung Description	Bemerkung Note
	654100566		End- brake- and flasher light	
1	49130027	1	Tail stop turning light	
2	977335402	2	Bulb	
3	977335572	1	Bulb	24V 10W
5	977330304	1	Housing	
6	977396215	4	Flat sleeve	
8	49110001	1	Cable	
9	977418859	1	Corrugated pipe	
10	49100094	4	Flat plug sleeve	
12	30015362	1	Light protector	
13	49302349	3	Rubber buffer	
14	938190514	3	Nut	
15	606003	3	Fan disc	
			–	20.12.07 BG
End- brake- and flasher light				654100566

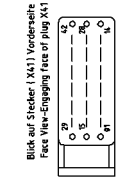




Plan gilt f. Masch. F121W / DF12P bzw. mit Direktantrieb, 3A-Polster
Diagram for mach. F121W / DF12P com. with direct drive, 3A engine

Stromautplan
circuit diagram

- (1) vs - white WH
- (2) br - brown BN
- (3) gr - green GN
- (4) ye - yellow YE
- (5) bk - grey BK
- (6) bl - blue BU
- (7) rd - red RD
- (8) wh - white WH
- (9) vn - violet VT

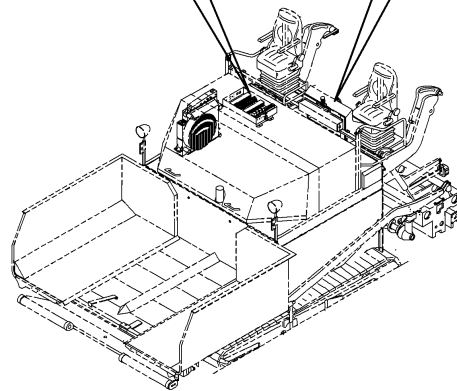
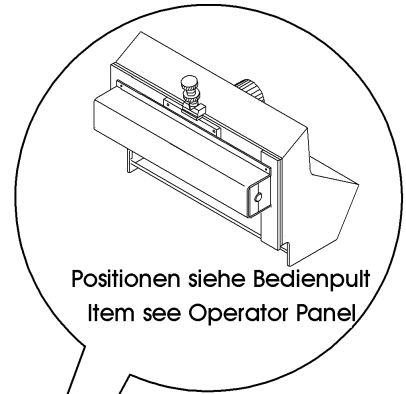
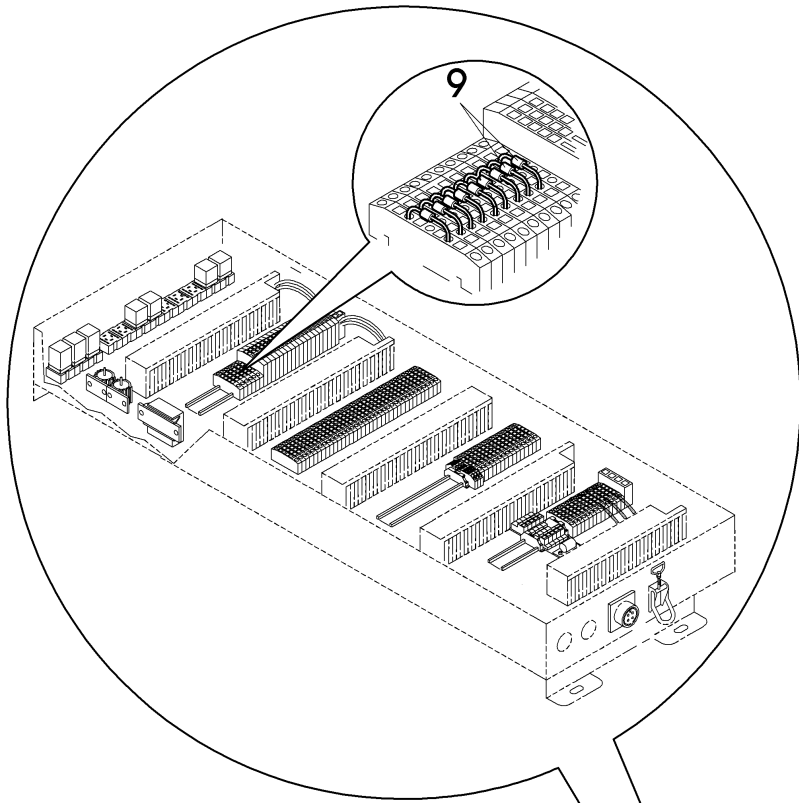


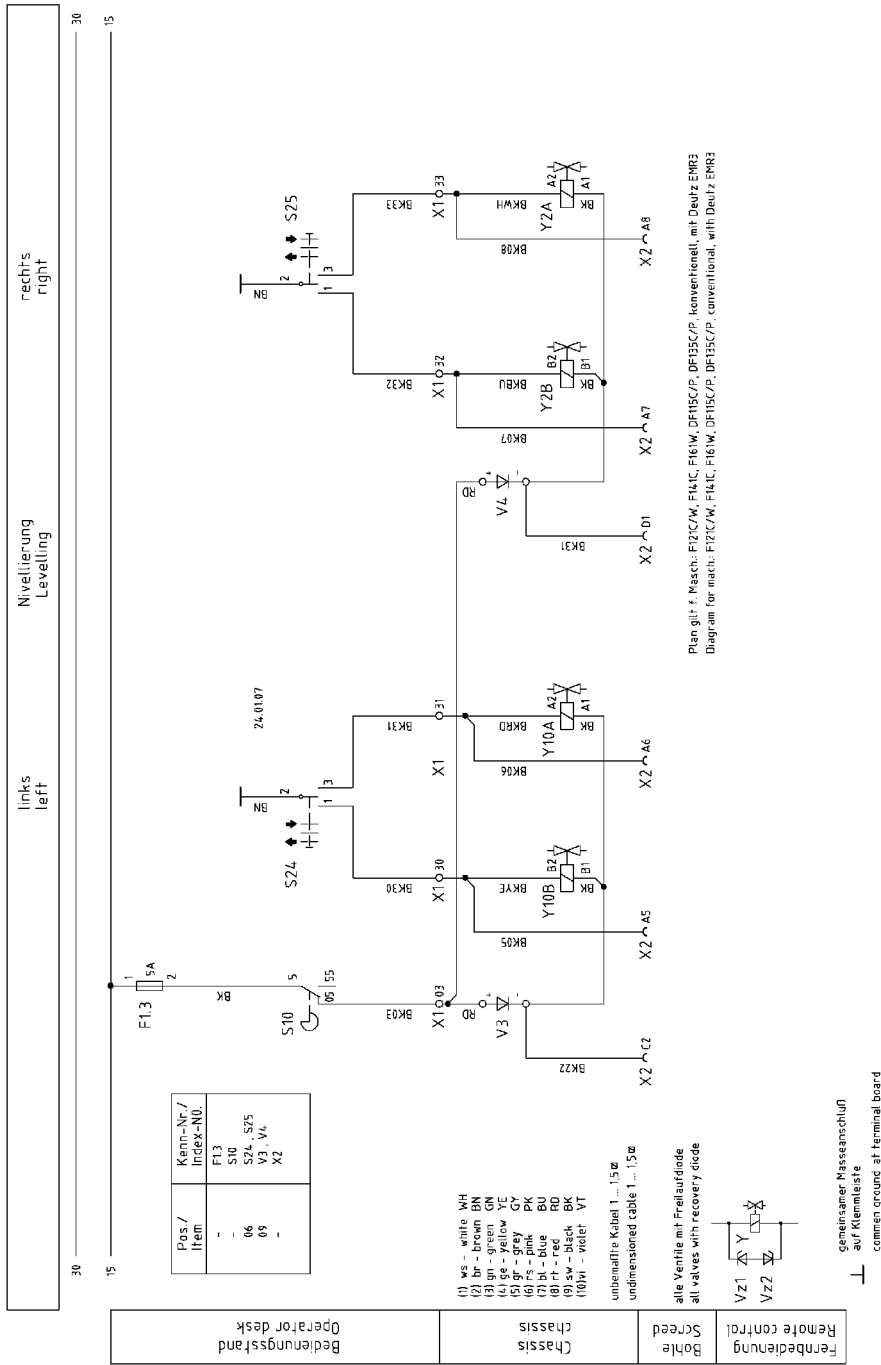
unbenutzte Kabel 1...15a
undannormales Kabel 1...15a
disconnect Messenstrom auf Klemmleiste
disconnect ground at terminal board

Pos. Item	Best.-Nr. Part No.	Anz. Qty.	Beschreibung Description	Bemerkung Note
	634101000		Drive control unit	
1	634101001	1	Circuit diagram	
6	978064225	1	Microcontroller	
7	977477143	1	Plug, compl.	
10	978028025	1	Hall effect level sensor	
11	977479661	1	Plug	
13	977510126	1	Brake pressure switch	
23	977517616	1	Forward reverse lever, compl.	
24	977189865	1	Potentiometer	
25	977532017	2	Toggle switch	
27	977189850	1	Potentiometer	
28	977180606	2	Resistor	
29	977599009	1	Setting lever	
34	977479541	1	Plug	
38	977425206	1	Socket	
39	977418087	1	Protection cap	
45	977180601	1	Resistor	
47	977730404	3	Relay	
48	977729010	3	Relay socket	
53	977425199	3	Fuse terminal	
54	977454253	1	Fuse	7,5 Amp.
55	977454249	1	Fuse	2 Amp.
58	977800012	1	Control lamp	
59	977335672	1	Bulb	24V, 2W
61	978033051	2	Pulse pickup	
62	977479804	2	Socket	
65	634101065	1	Sensor holder	
			—	06.06.2007
			.	WA00516 TH

Drive control unit

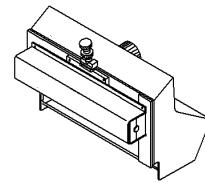
634-09505





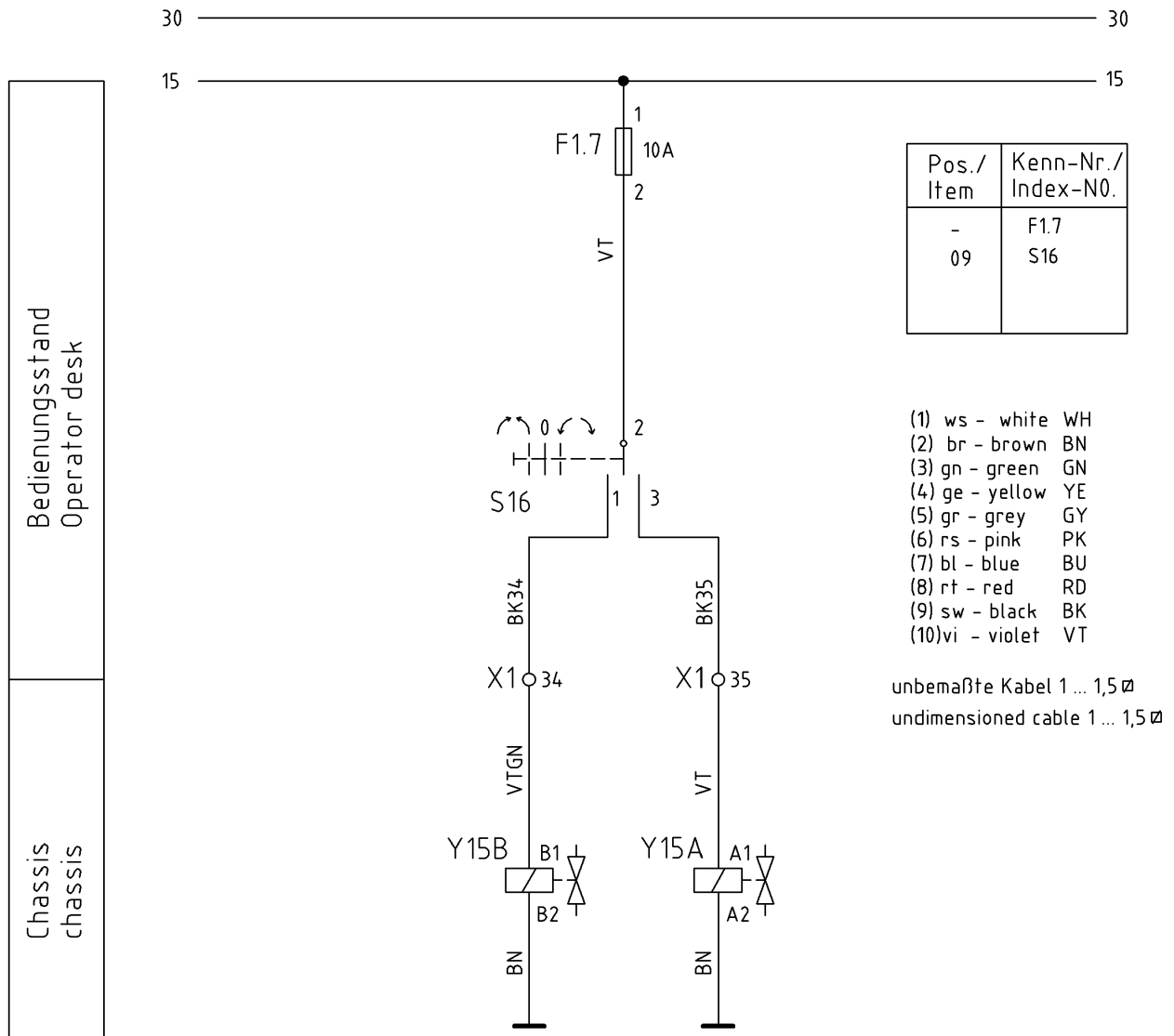
Plan gilt f. Masch.: F12C/M; F14L; F16W; DF15C/P; DF15C/P; konventionell, mit Deutz EMR3
 Diagram for mach.: F12C/M; F14L; F16W; DF15C/P; DF15C/P; conventional, with Deutz EMR3

Pos. Item	Best.-Nr. Part No.	Anz. Qty.	Beschreibung Description	Bemerkung Note
	635101600		Levelling	
1	635101601	1	Circuit diagram	
6	977532018	2	Toggle switch	
9	977425137	2	Diode terminal, 3pos.	
			–	06.02.2007
Levelling				635-09516



Siehe Bedienpult
See operator Panel

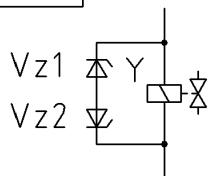
schließen close	Mulde Hopper	öffnen open
--------------------	-----------------	----------------



Pos./Item	Kenn-Nr./Index-N0.
-	F1.7
09	S16

- (1) ws - white WH
- (2) br - brown BN
- (3) gn - green GN
- (4) ge - yellow YE
- (5) gr - grey GY
- (6) rs - pink PK
- (7) bl - blue BU
- (8) rt - red RD
- (9) sw - black BK
- (10)vi - violet VT

unbemaßte Kabel 1 ... 1,5 \varnothing
undimensioned cable 1 ... 1,5 \varnothing

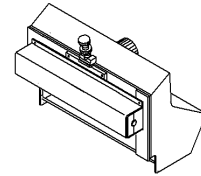


alle Ventile mit Freilaufdiode
all valves with recovery diode

Plan gilt f. Masch.: F121C/W, F141C, F161W, DF115C/P, DF135C/P, konventionell, mit Deutz EMR3
Diagram for mach.: F121C/W, F141C, F161W, DF115C/P, DF135C/P, conventional, with Deutz EMR3

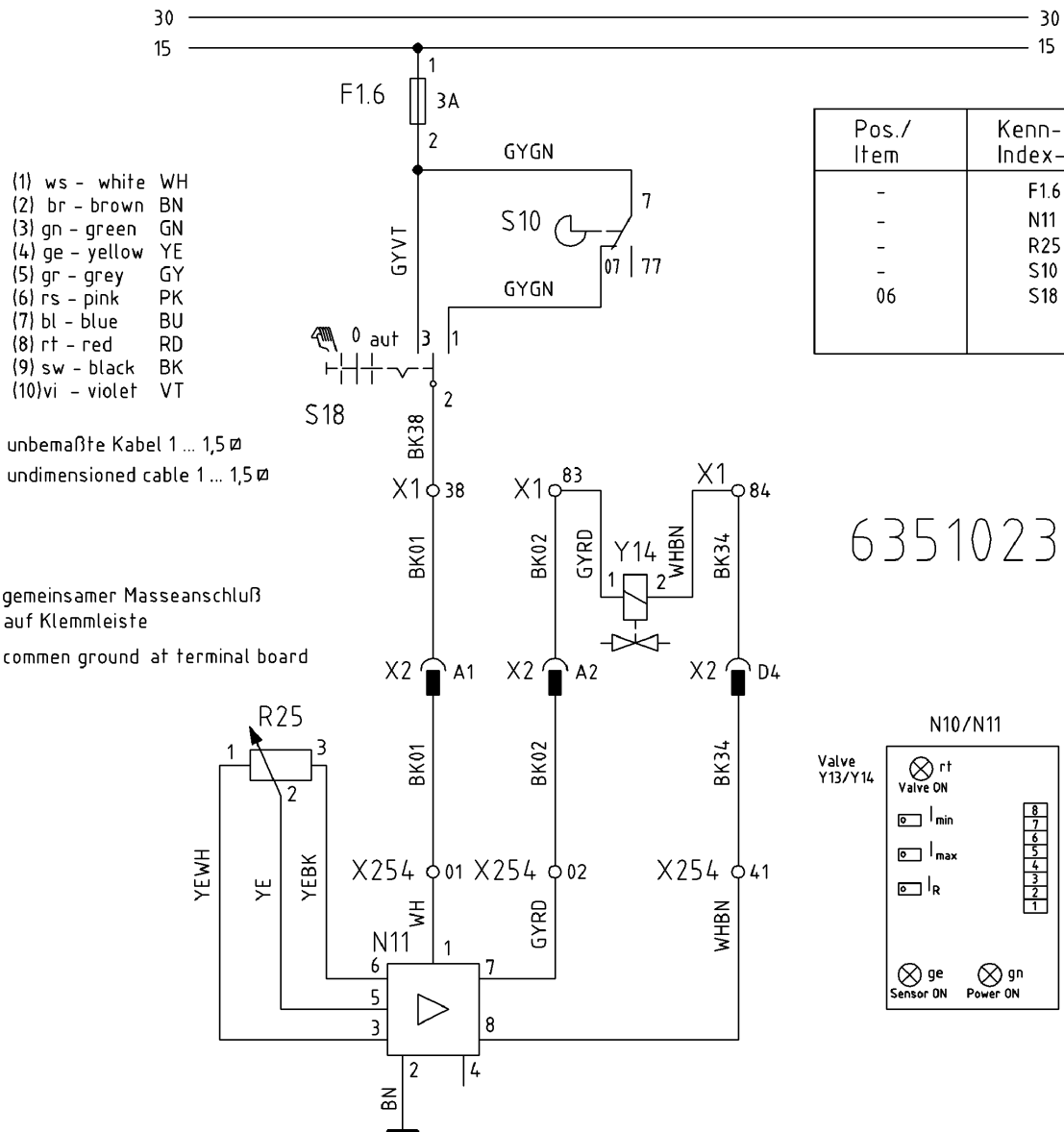
635101901

Pos. Item	Best.-Nr. Part No.	Anz. Qty.	Beschreibung Description	Bemerkung Note
	635101900		Hopper	
1	635101901	1	Circuit diagram	
9	977532018	1	Toggle switch	
			—	06.02.2007
Hopper				635-09519



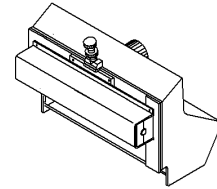
Siehe Bedienpult
See operator Panel

Sollwert Set value	Stamper Tamper
-----------------------	-------------------



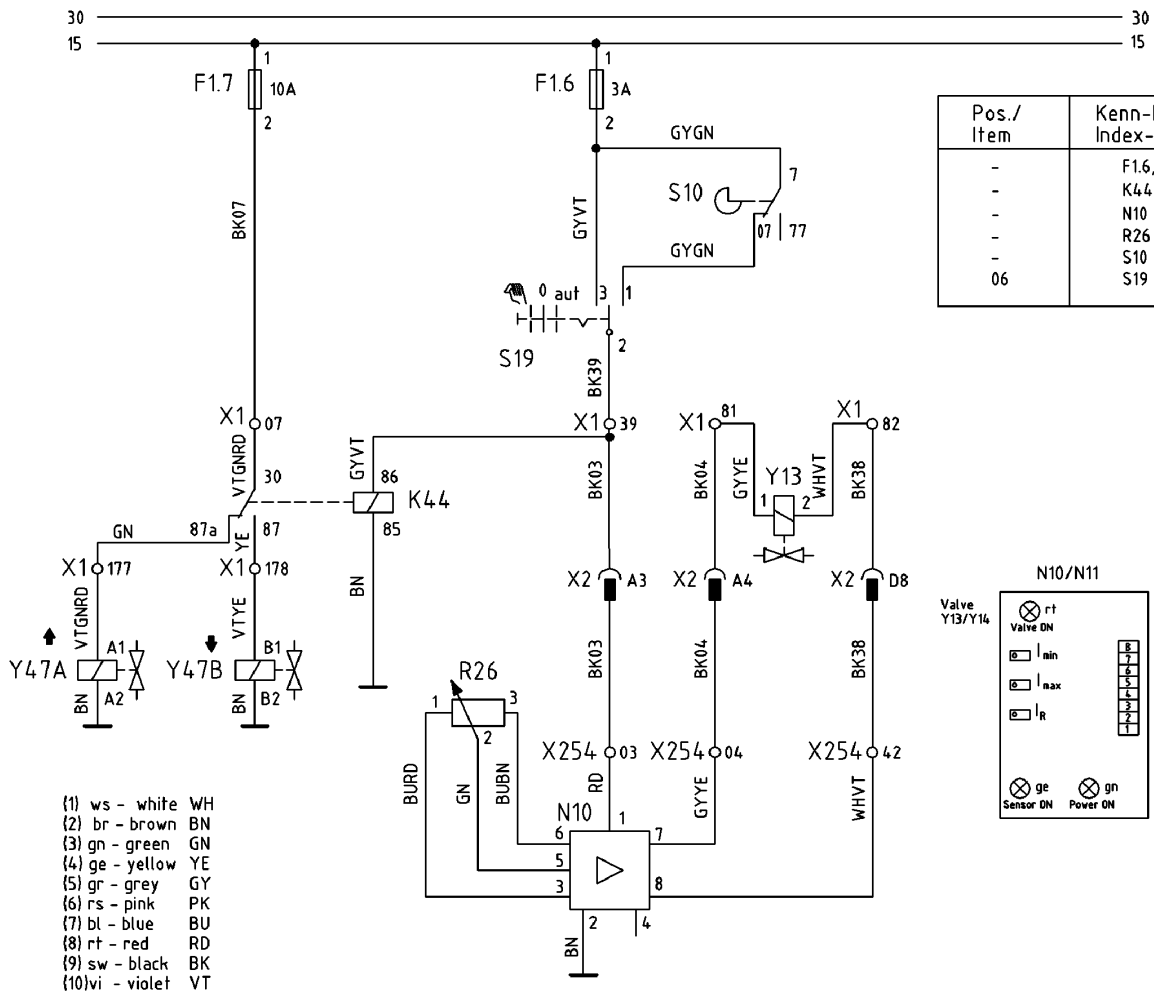
Plan gilt f. Masch.: F121C/W, F141C, F161W, DF115C/P, DF135C/P, konventionell, mit Deutz EMR3
Diagram for mach.: F121C/W, F141C, F161W, DF115C/P, DF135C/P, conventional, with Deutz EMR3

Pos. Item	Best.-Nr. Part No.	Anz. Qty.	Beschreibung Description	Bemerkung Note
	635102300		Tamper	
1	635102301	1	Circuit diagram	
6	977532019	1	Toggle switch	
			—	07.02.2007
Tamper				635-09530

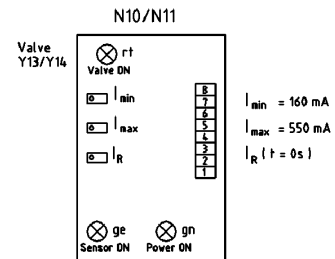


Siehe Bedienpult
See operator Panel

Option: Nachverdichterlift Lift for auxiliary compactor	Sollwert Set value	Vibration Vibration
---	-----------------------	------------------------



Pos./Item	Kenn-Nr./Index-N0.
-	F1.6,F1.7
-	K4.4
-	N10
-	R26
-	S10
06	S19



- {1} ws - white WH
- {2} br - brown BN
- {3} gn - green GN
- {4} ge - yellow YE
- {5} gr - grey GY
- {6} rs - pink PK
- {7} bl - blue BU
- {8} rt - red RD
- {9} sw - black BK
- {10}vi - violet VT

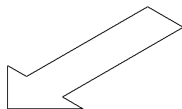
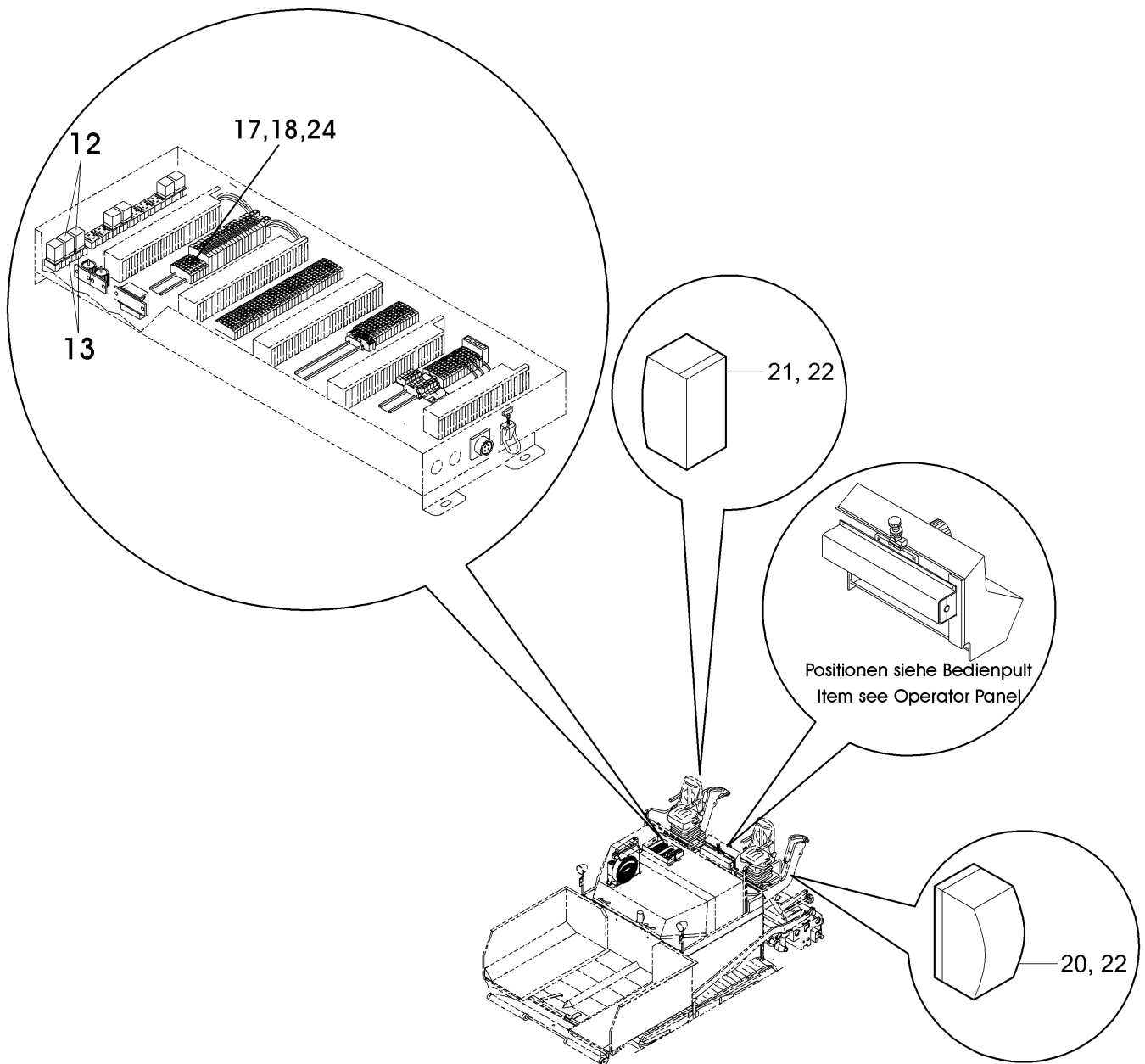
unbemaßte Kabel 1... 1,5 \varnothing
undimensioned cable 1... 1,5 \varnothing

Plan gilt f. Masch.: F121C/W, F141C, DF115C/P, DF135C, konventionell, mit 3A-Motor
Diagram for mach.: F121C/W, F141C, DF115C/P, DF135C, conventional, with 3A engine

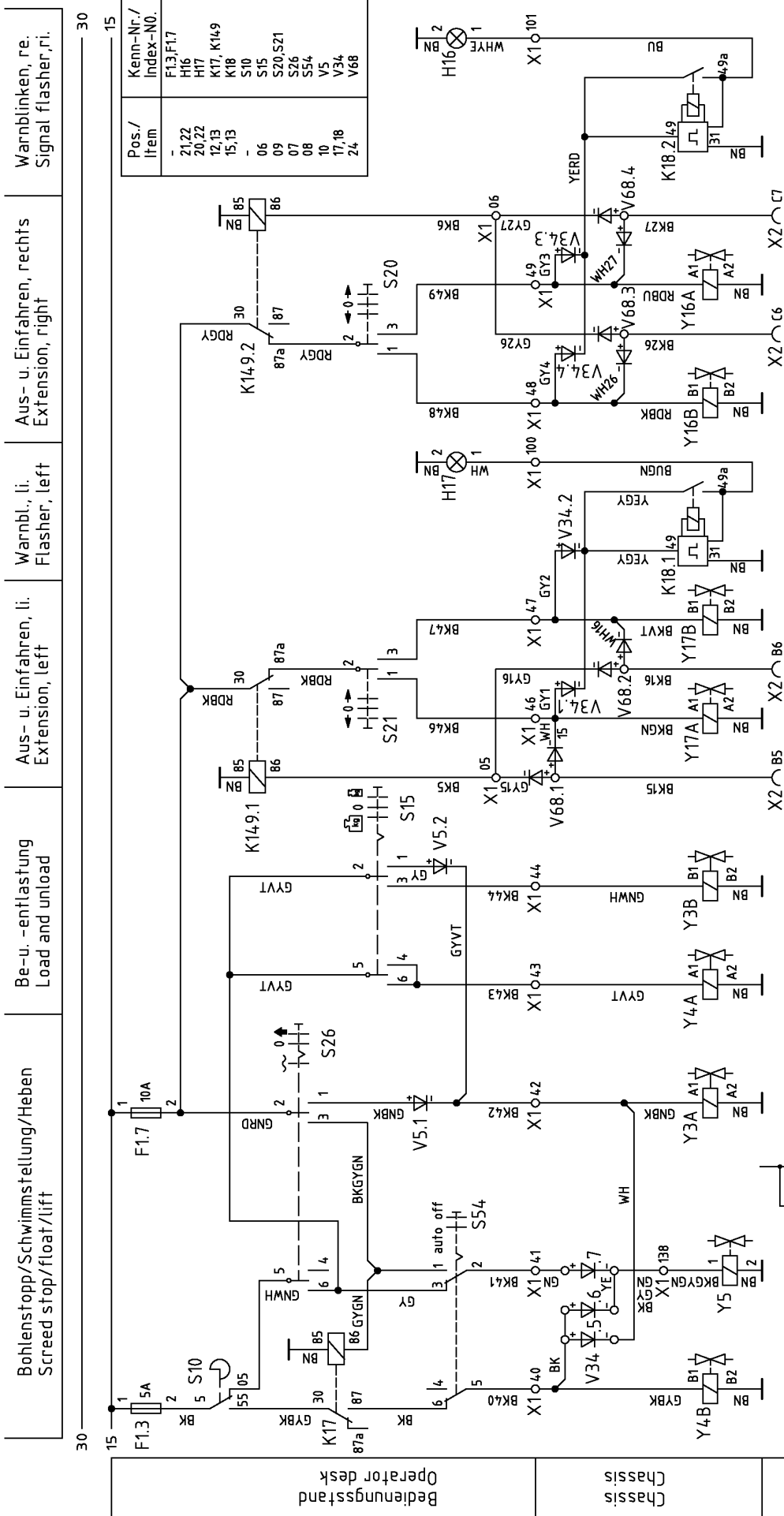
└─ gemeinsamer Masseanschluß
auf Klemmleiste
common ground at terminal board

635102401

Pos. Item	Best.-Nr. Part No.	Anz. Qty.	Beschreibung Description	Bemerkung Note
	635102400		Vibration	
1	635102401	1	Circuit diagram	
6	977532019	1	Toggle switch	
			—	07.02.2007
Vibration				635-09535



635102703



Pos./Item	Kenn-Nr./Index-Nr.
21,22	F1.3, F1.7
H16	H16
H17	H17
12,13	K17, K14.9
15,13	K18
S10	S10
06	S15
09	S20, S21
07	S26
08	S54
10	V5
17,18	V34
24	V68

Plan gilt f. Masch.: F121C/W, F141C, F161W, DF115C/P, DF135C/P, konventionell, 3A-Motor
Diagram for mach.: F121C/W, F141C, F161W, DF115C/P, DF135C/P, conventional, 3A engine

Vorrangschaltung, einzeln
Priority circuit, separate

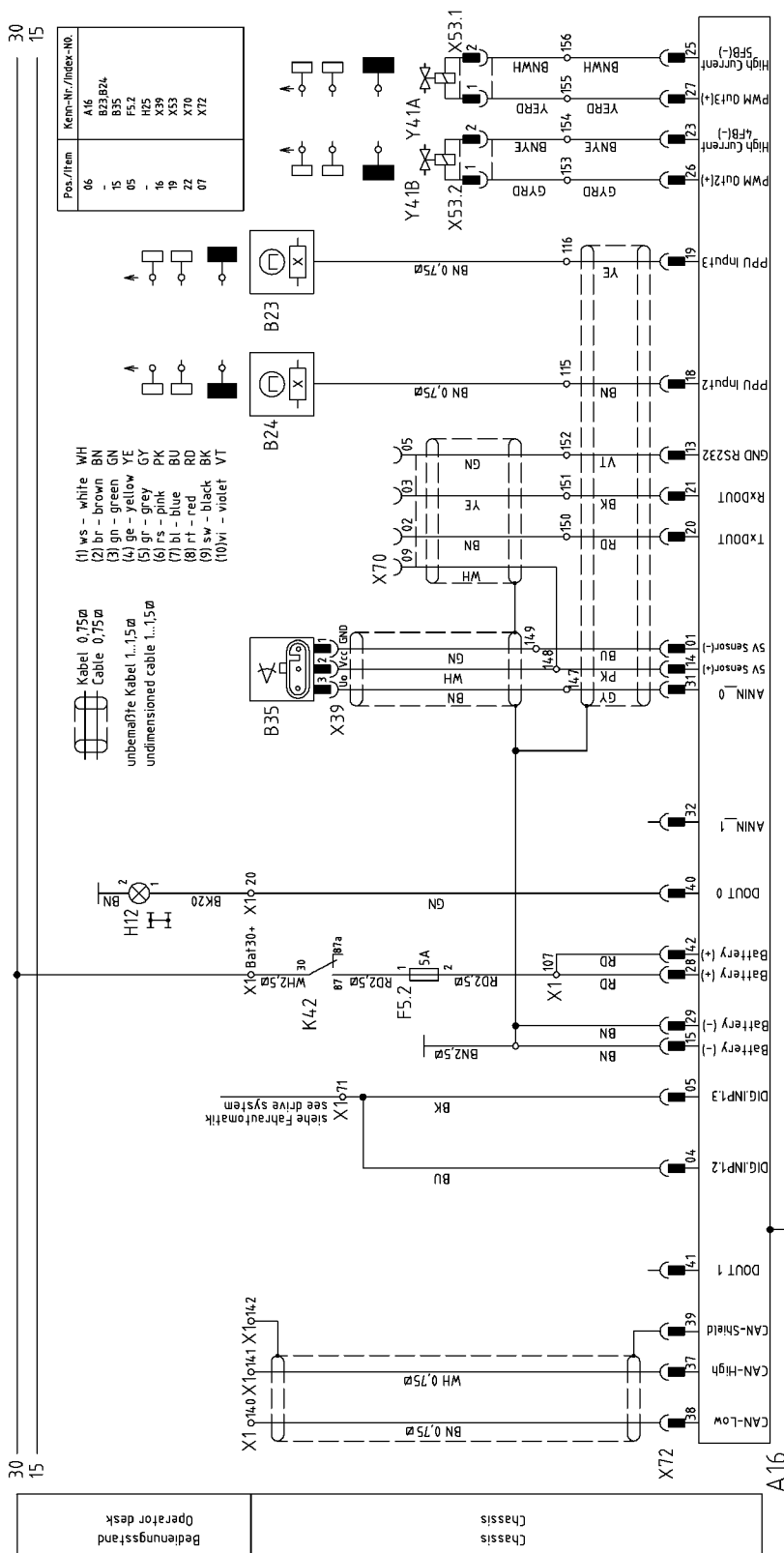
alle Ventile mit Freilaufdiode
all valves with recovery diode

- (1) ws - white WH
- (2) br - brown BN
- (3) gn - green GN
- (4) ge - yellow YE
- (5) gr - grey GY
- (6) rs - pink PK
- (7) bl - blue BU
- (8) rt - red RD
- (9) sw - black BK
- (10)vi - violet VT

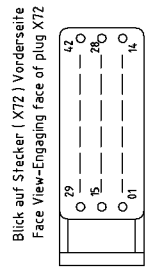
unbemalte Kabel 1 ... 1,5 mm²
undimensioned cable 1 ... 1,5 mm²

Pos. Item	Best.-Nr. Part No.	Anz. Qty.	Beschreibung Description	Bemerkung Note
	635102700		Screed functions	
1	635102703	1	Circuit diagram	
6	977532020	1	Toggle switch	
7	977532021	1	Toggle switch	
8	977532031	1	Toggle switch	
9	977532018	2	Toggle switch	
10	978013748	2	Diode	
12	977730404	3	Relay	
13	977729010	5	Relay socket	
15	977737003	2	Magnetic pickup	
17	977425135	5	Diode terminal	
18	977425137	2	Diode terminal, 3pos.	
20	977808111	1	Warning signal lamp left	
21	977808121	1	Warning signal lamp right	
22	977335402	2	Bulb	
24	977425214	4	Diode terminal	
			—	29.04.2008
			.	WA00850-00648 SHE
Screed functions				635-09540B

Schnittstelle Interface CAN	EIN / AUS ON / OFF 0/1	Stromversorgung Power supply 0/1	Meldung Indication	Lenkwinkelmessung Steering angle	Schnittstelle Interface	Fahrtgeschwindigkeit Driving speed links / left rechts / right	Regelventil Control valve
-----------------------------------	------------------------------	--	-----------------------	-------------------------------------	----------------------------	---	------------------------------



Plan gilt f. Maschi: F121W / DF115P konv. mit Direktantrieb 3A-Motor
 Diagram for mach.: F121W / DF115P conv. with direct drive, 3A engine

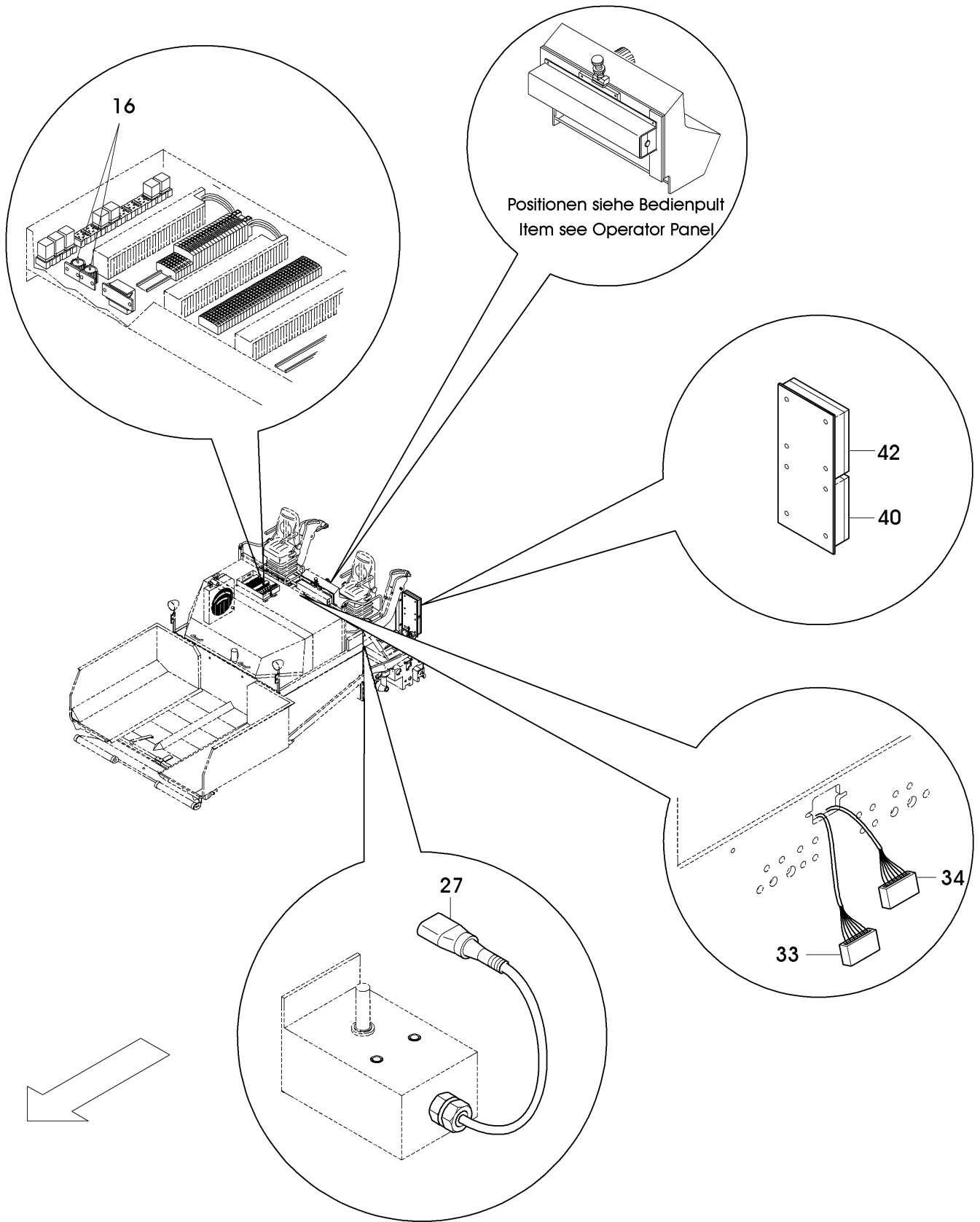


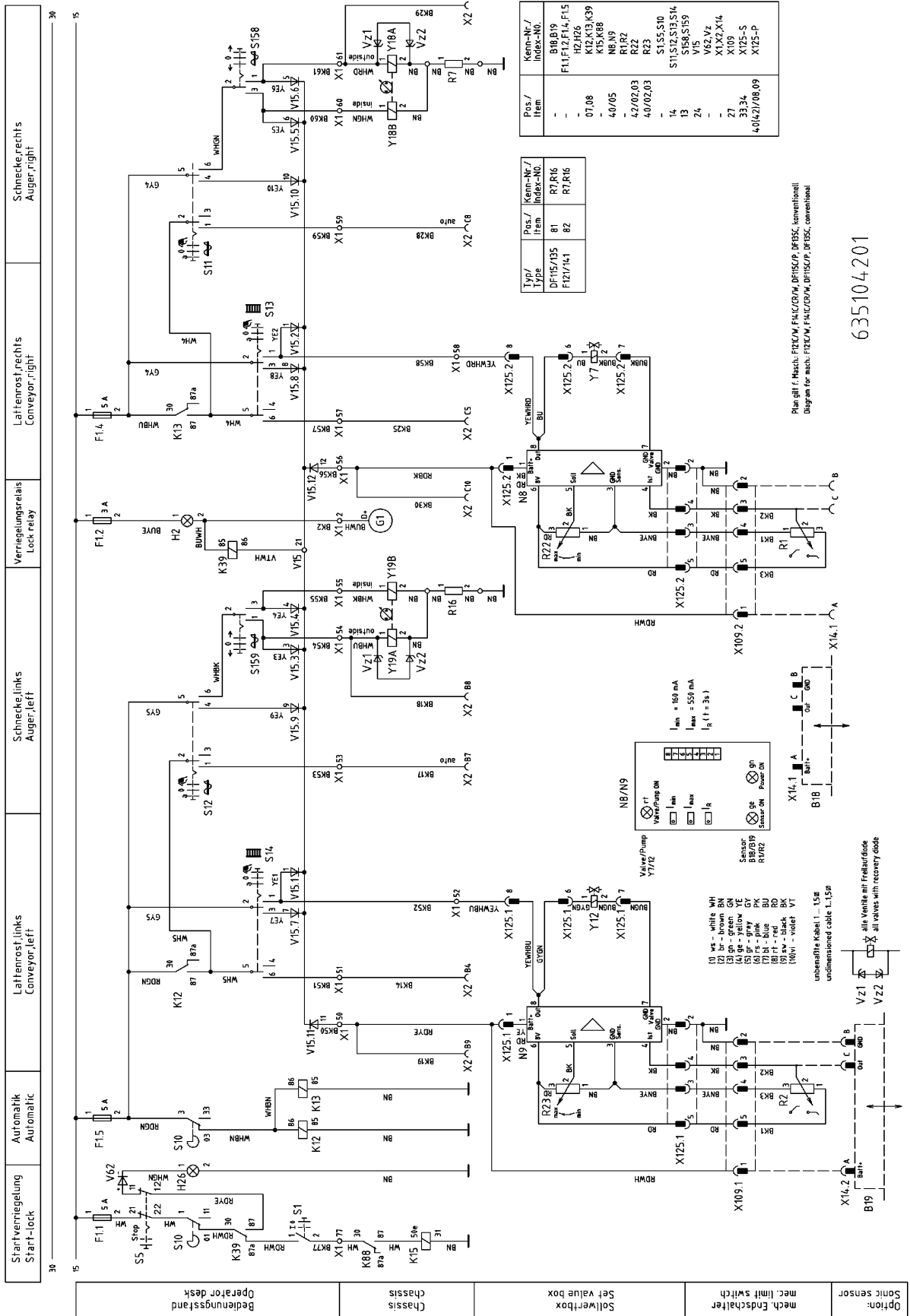
Stromlaufplan
 circuit diagram

Pos. Item	Best.-Nr. Part No.	Anz. Qty.	Beschreibung Description	Bemerkung Note
	634103100		Differential lock	
1	634103101	1	Circuit diagram	
5	977454252	1	Fuse	5 Amp.
6	978064226	1	Microcontroller	
7	977477143	1	Plug, compl.	
15	978084034	1	Magneto-resistive angle sensor	
16	977477180	1	Plug	
_01	977477103	1	_Receptacle housing	
_02	977478301	3	_Contact	
_03	977478231	3	_Sealing	
_04	977418051	1	_Protection cap	
19	977331013	2	Plug	
_01	977331002	1	_Housing	
_02	977397901	2	_Timer contact	
_03	977478231	2	_Sealing	
_04	977418050	1	_Rubber sleeve	
22	977425206	1	Socket	
23	977418087	1	Protection cap	
			-	06.06.2007

Differential lock

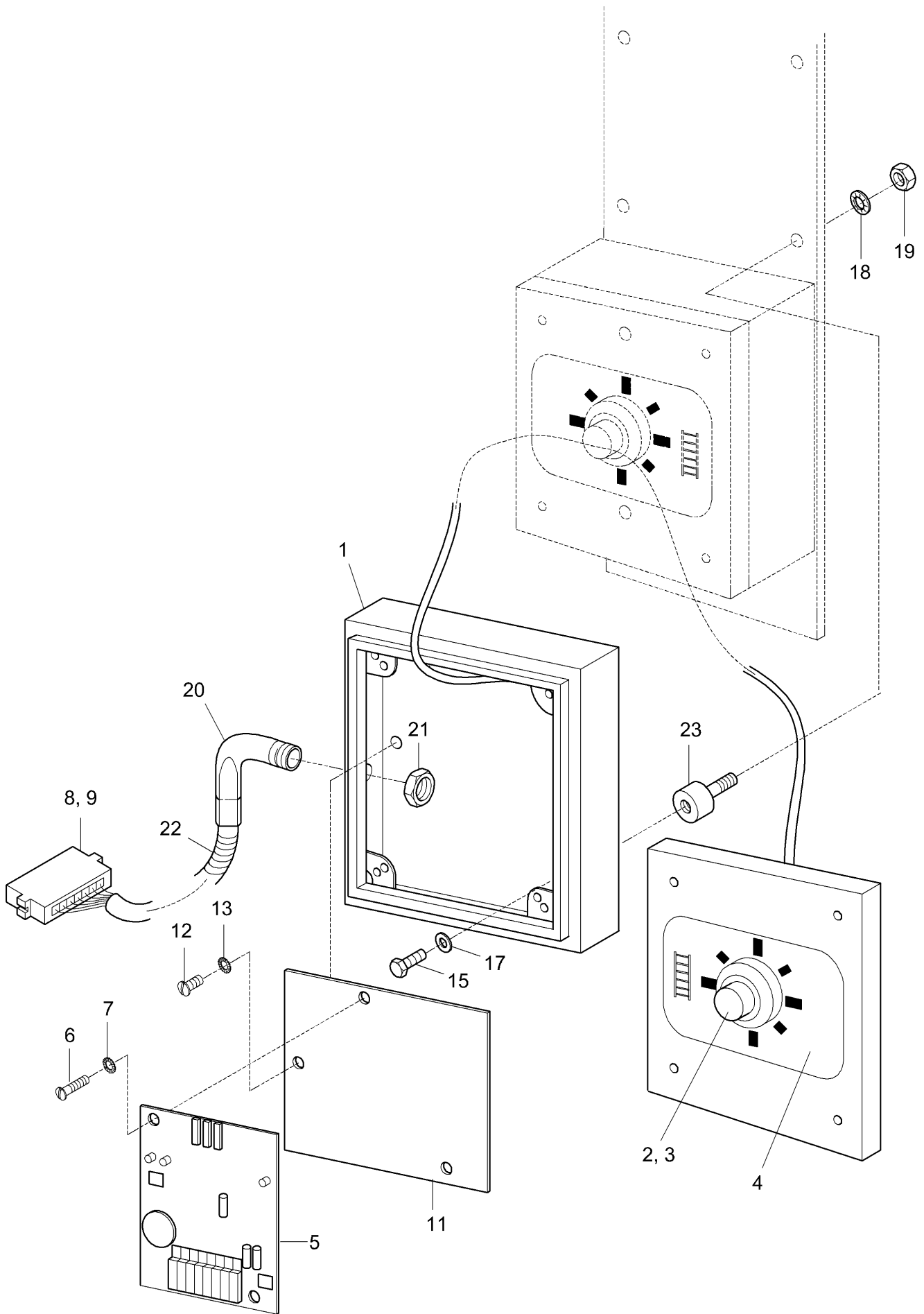
634-09552



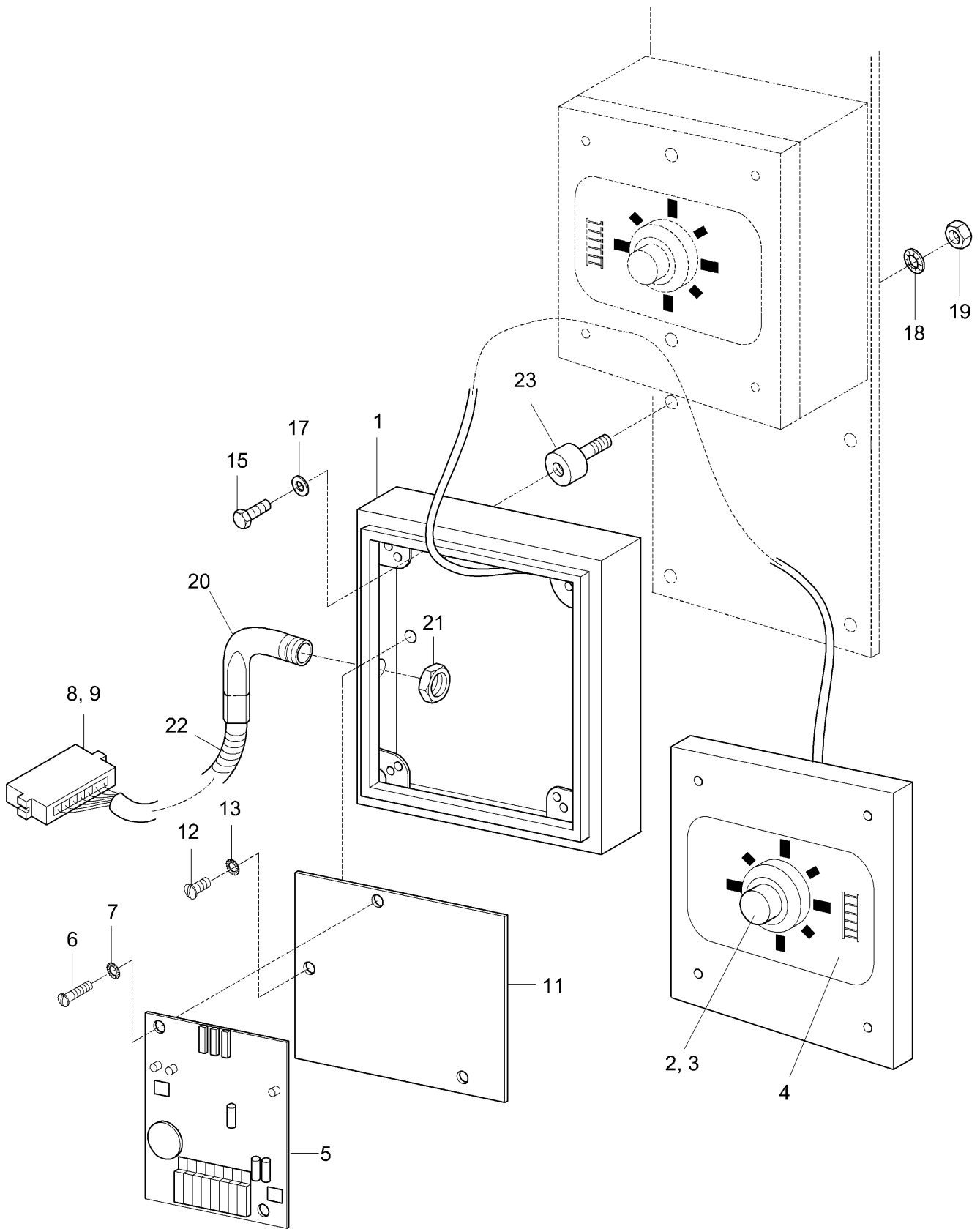


635104201

Pos. Item	Best.-Nr. Part No.	Anz. Qty.	Beschreibung Description	Bemerkung Note
	635104200		Conveyor, auger	
1	635104201	1	Circuit diagram	
7	977730404	3	Relay	
8	977729010	3	Relay socket	
13	977532019	2	Toggle switch	
14	977532020	4	Toggle switch	
24	978014111	1	Diode plate	
27	654104427	2	Plug socket, compl.	
_01	977477117	1	_Receptacle housing	5 pol.
_02	977478301	1	_Contact	
_03	977478231	1	_Sealing	
_04	977418058	1	_Cable protection hood	
33	977330108	2	Female housing	
34	977397117	16	Flat plug sleeve	
40	635104240	1	Set value box compl., left	
42	635104242	1	Set value box compl., right	
79	977425192	2	Basic clamp	
81	635104281		Resistor	
82	635104282		Resistor	
83	635104283		Resistor	
			—	07.02.2007
			—	WA00680 TH
Conveyor, auger				635-09555



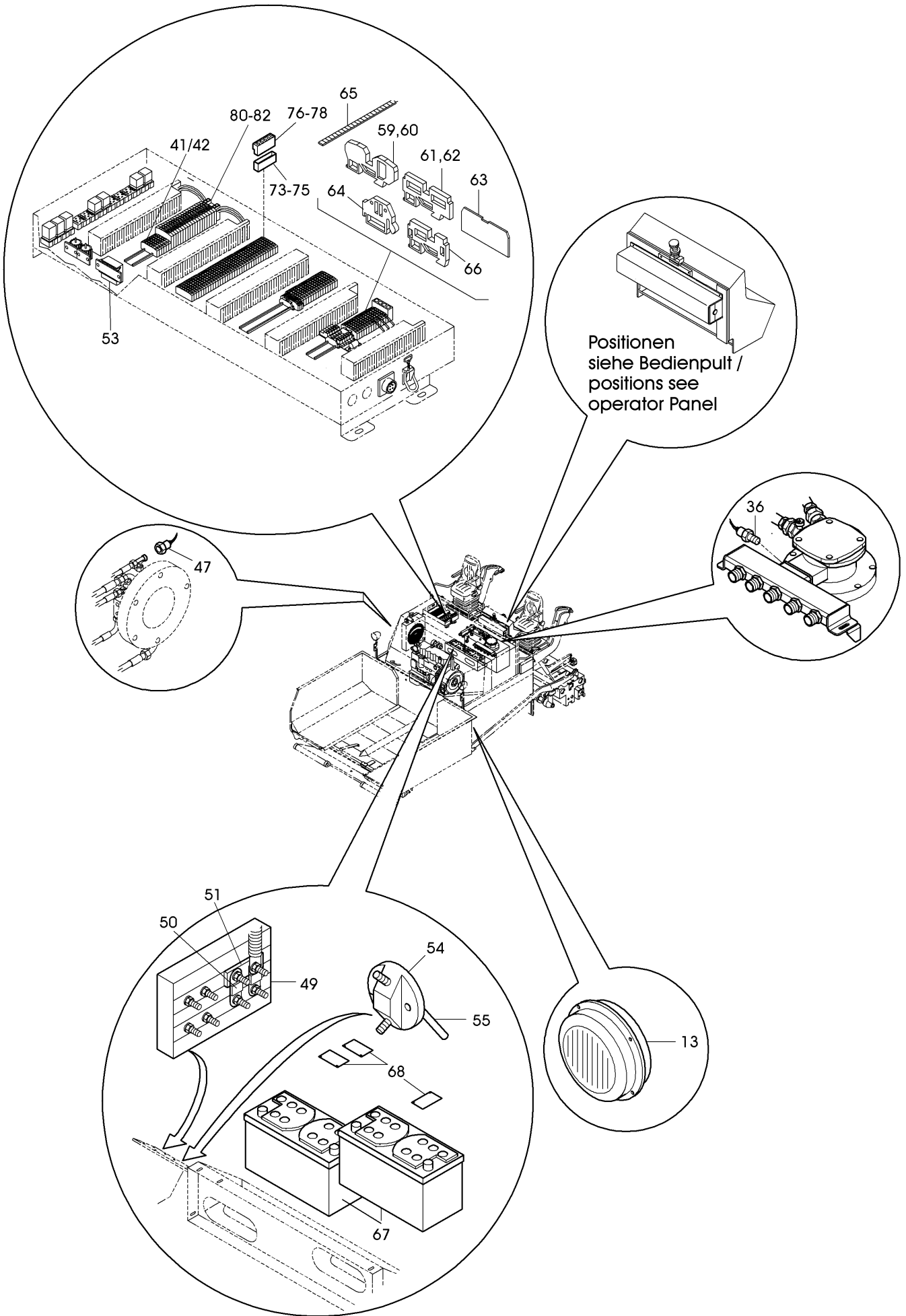
Pos. Item	Best.-Nr. Part No.	Anz. Qty.	Beschreibung Description	Bemerkung Note
	635104240		Set value box compl., left	
1	635104241	1	Clamp box	
2	977189850	1	Potentiometer	
3	977599035	1	Potentiometer drive	
4	990000990	1	Label	
5	978008052	1	Prop. amplifier	
6	936750225	2	Screw	
7	606001	2	Washer	
8	977330308	1	Plug housing	
9	977396215	8	Flat sleeve	
11	722104446	1	Plate	
12	936750325	4	Screw	
13	938900516	4	Washer	
15	500018	4	Screw	
17	600006	4	Washer	
18	49900161	8	Screw retention	
19	929233	4	Nut	
20	977415451	1	Swivel nut elbow	
21	977416517	1	Counter nut	
22	977418862	1	Corrugated pipe	X mm
23	930235544	4	Vibra plug	
			–	16.05.07
			Set value box compl., left	635104240

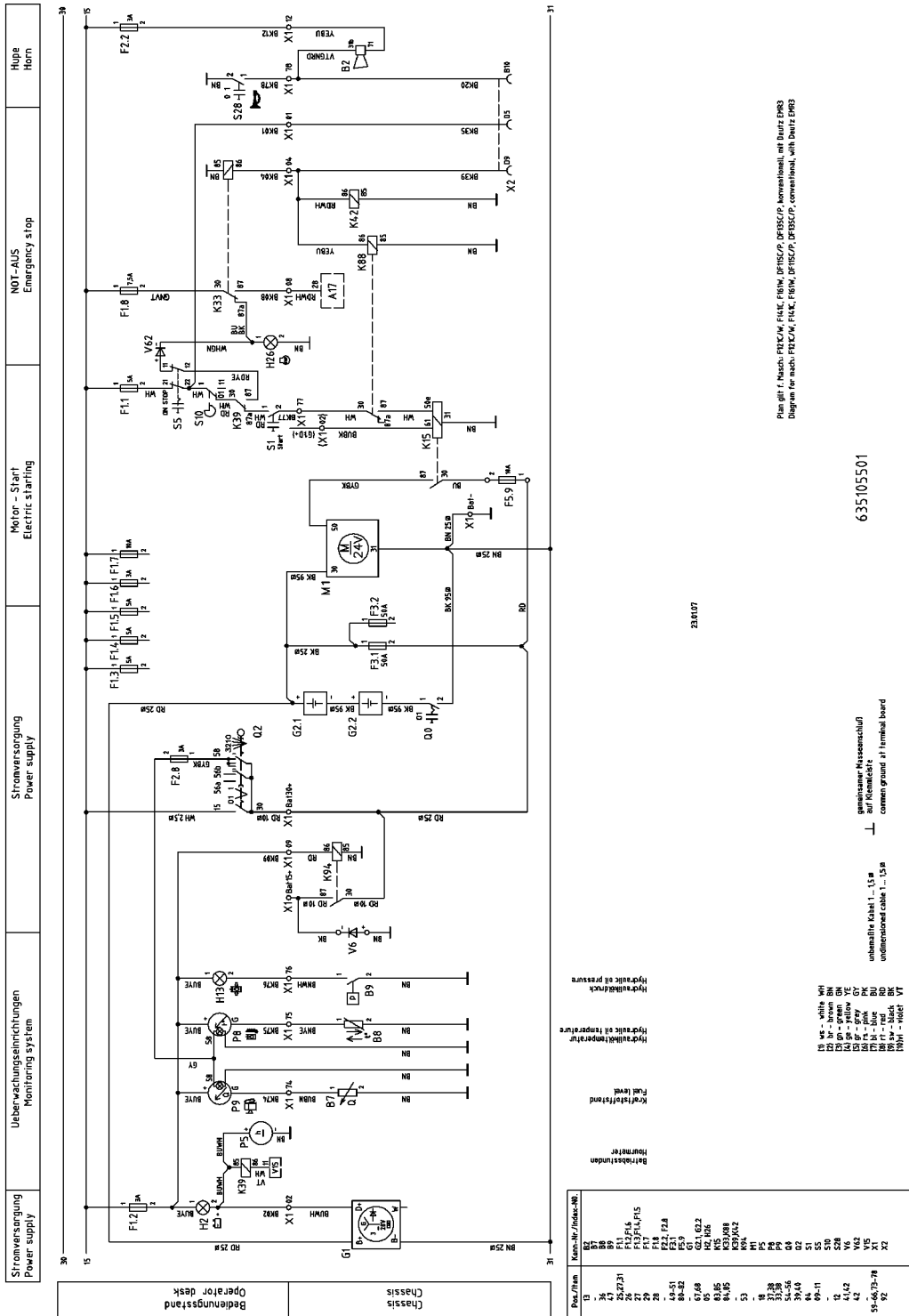


Pos. Item	Best.-Nr. Part No.	Anz. Qty.	Beschreibung Description	Bemerkung Note
	635104242		Set value box compl., right	
1	635104241	1	Clamp box	
2	977189850	1	Potentiometer	
3	977599035	1	Potentiometer drive	
4	990000990	1	Label	
5	978008052	1	Prop. amplifier	
6	936750225	2	Screw	
7	606001	2	Washer	
8	977330308	1	Plug housing	
9	977396215	8	Flat sleeve	
11	722104446	1	Plate	
12	936750325	4	Screw	
13	938900516	4	Washer	
15	500018	4	Screw	
17	600006	4	Washer	
18	49900161	8	Screw retention	
19	929233	4	Nut	
20	977415451	1	Swivel nut elbow	
21	977416517	1	Counter nut	
22	977418862	1	Corrugated pipe	X mm
23	930235544	4	Vibra plug	
			–	24.05.07

Set value box compl., right

635104242





Plan right 1. Nachtr. PRICOM, FINEC, FERN, DFBEG/OP, DFBSEGP, korrekturell, mit Duplex EDR3
Diagram for machine PRICOM, FINEC, FERN, DFBEG/OP, DFBSEGP, korrekturell, mit Duplex EDR3

23.01.07

635105501

□ 0V - white
 □ 0V - brown
 □ 0V - green
 □ 0V - grey
 □ 0V - black
 □ 0V - blue
 □ 0V - red
 □ 0V - violet

□ 1... 15 m
 □ common ground at terminal board

□ unheimliche Kabel 1... 15 m
 □ undimensioned cable 1... 15 m

Pos. Item	Best.-Nr. Part No.	Anz. Qty.	Beschreibung Description	Bemerkung Note
	635105500		Engine	
1	635105501	1	Circuit diagram	
4	977514022	1	Press button switch	
5	977800613	1	Indicator lamp module	
9	977580258	1	Emergency stop switch	
10	977580259	1	Contact element	
11	956045500	1	Decal, emergency stop	
12	977514020	1	Press button switch	
13	977500501	1	Horn	
18	977010512	1	Service hour meter	
25	977455748	1	Fuse box	
_01	977455749	1	_Cover	
26	977454250	2	Fuse	3 Amp.
27	977454252	2	Fuse	5 Amp.
28	977454253	4	Fuse	7,5 Amp.
29	977454254	1	Fuse	10 Amp.
31	977459518	7	Bridge	
33	977017242	1	Fuel gauge	
36	977045109	1	Temperature transmitter	
37	977018412	1	Temperature gauge	
38	977335672	3	Bulb	24V, 2W
39	977518011	1	Ignition and light switch	
40	956194331	1	Key	
41	977425192	1	Basic clamp	
42	978013748	1	Diode	
47	977510128	1	Oil pressure switch	
49	977455758	1	Fuse holder	
50	977453085	1	Fuse	
51	977459519	1	Bridge	
53	977730250	1	Relay	
54	977504025	1	Master switch	
55	901541302	1	Battery key	
56	977418090	3	Cap	
57	654105661	2	Support box	
59	977425157	1	Through clamp	
60	977425158	1	Through clamp	
61	977425148	23	Protective wire clip	
62	977425147	150	Through clamp	
63	977425149	4	End plate	
64	977425146	4	End bracket	
65	977425154	1	Inscription	
66	977425155	4	Terminal	
67	977022310	2	Battery	
68	977418421	3	Cover for battery poles	
70	654105670	1	Instrument panel - top	
71	635105571	1	Instrument panel - left	

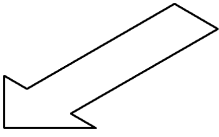
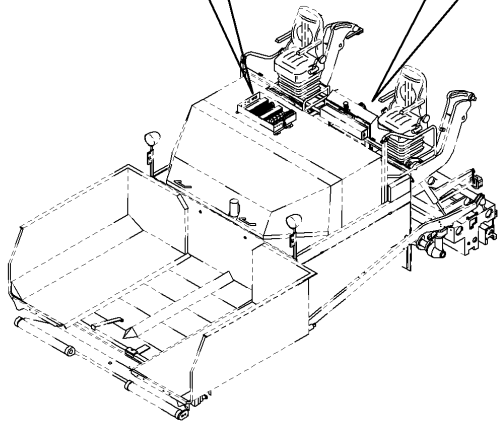

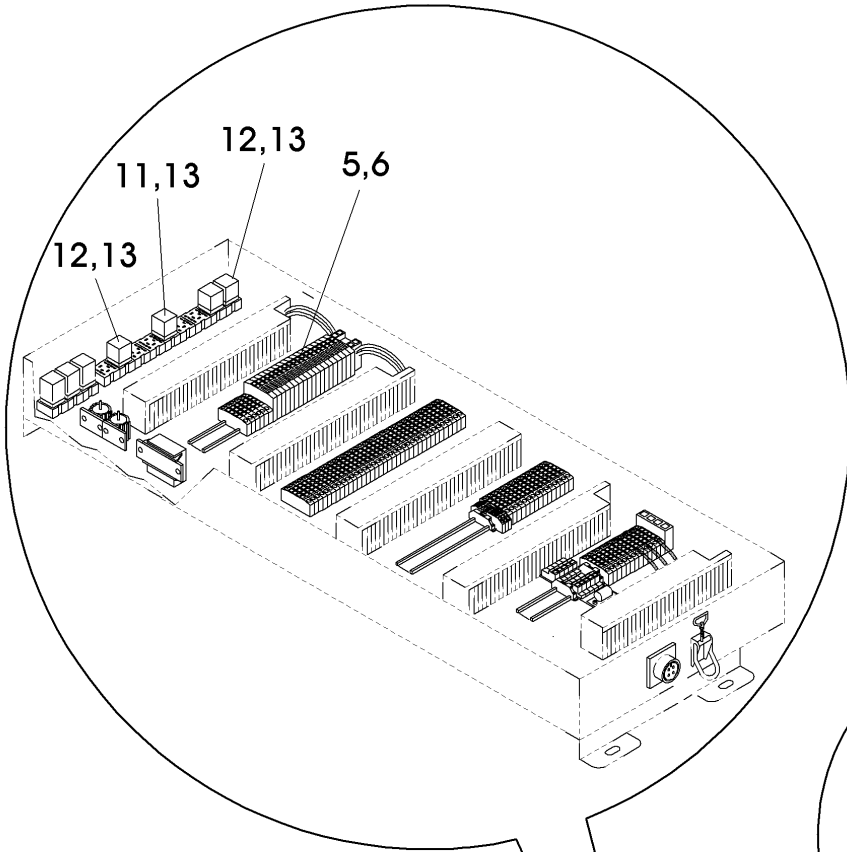
Engine

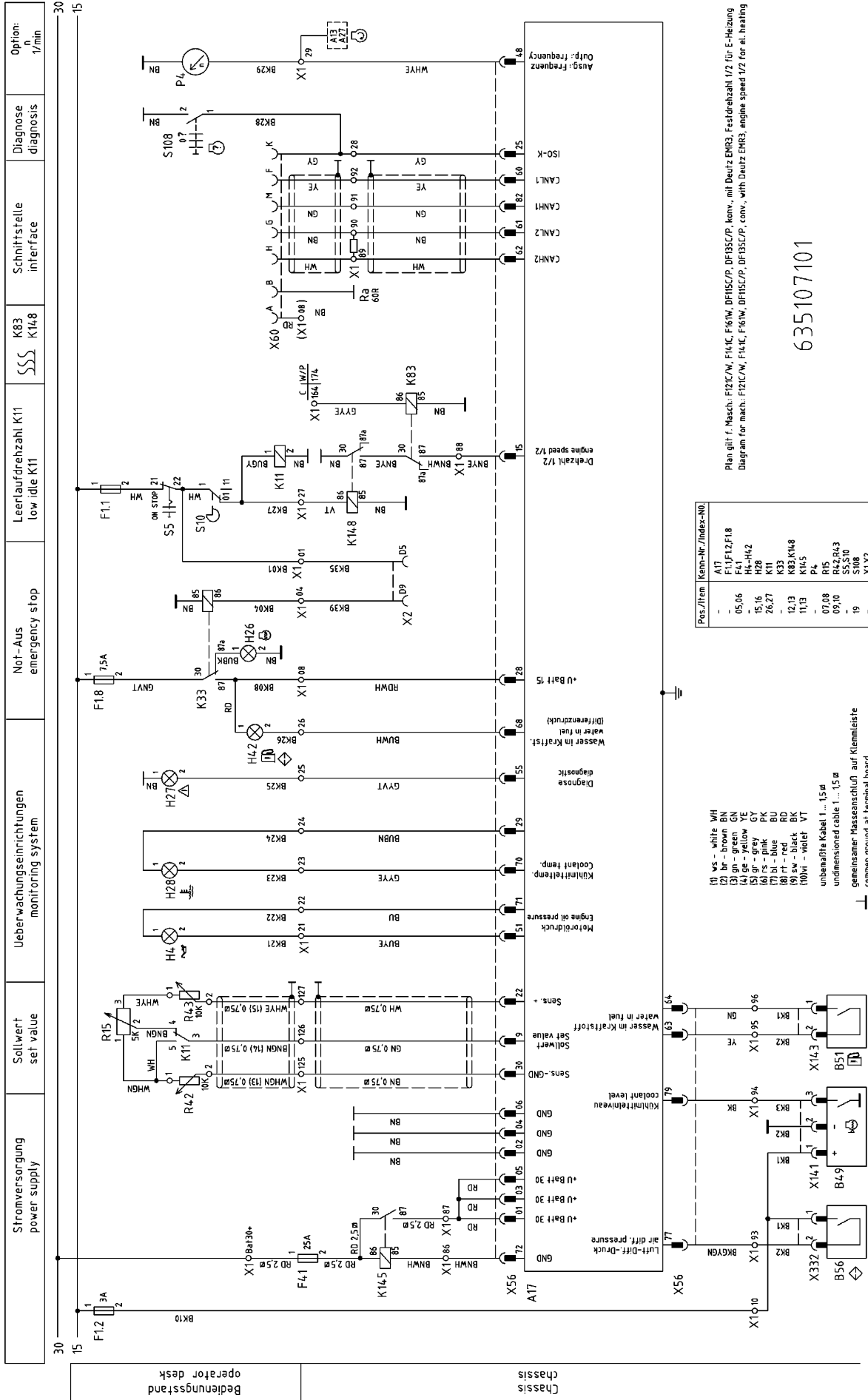
635-09560

Pos. Item	Best.-Nr. Part No.	Anz. Qty.	Beschreibung Description	Bemerkung Note
72	635105572	1	Instrument panel - right	
73	977425161	2	Pin strip	
74	977425162	3	Pin strip	
75	977425164	15	Pin strip	
76	977425166	2	Edge connector	
77	977425167	3	Edge connector	
78	977425169	15	Edge connector	
80	977425101	1	Fuse terminal	
81	977425103	1	End plate	
82	977454254	1	Fuse	10 Amp.
83	977730408	1	Starter blocking relay	
84	977730404	2	Relay	
85	977729010	1	Relay socket	
92	977463110	1	Socket housing	
93	977436121	1	Ground strap	
			—	08.02.2007

Engine

635-09560





Pos./Item	Kenn-Nr./Index-No.
-	A17
-	F1.1, F1.2, F1.8
05,06	F4.1
-	H4, H4.2
15,16	H28
26,27	K11
-	K33
12,13	K83, K14.8
11,13	K14.5
P4	P4
07,08	R15
09,10	R4.2, R4.3
19	S5, S10
-	S108
-	X14.2
-	X56
-	X60
-	X141
-	X143

- (1) ws - white WH
 (2) br - brown BN
 (3) gr - green GN
 (4) ge - yellow GY
 (5) gr - grey GY
 (6) ls - pink BK
 (7) rd - red RD
 (8) sw - black BK
 (10)vi - violet VT
- unbenutzte Kabel 1... 15 ar
 undimensioned cable 1... 15 a
 gemeinsamer Massenschluß auf Klemmleiste
 common ground at terminal board

635107101

Plan gilt f. Masch.: F12C/W, F14C, F16/W, DF15C/P, DF35C/P, konv., mit Deutz EM83, Festdrehzahl 1/2 für E-Heizung
 Diagram for mach.: F12C/W, F14C, F16/W, DF15C/P, DF35C/P, conv., with Deutz EM83, engine speed 1/2 for al. heating

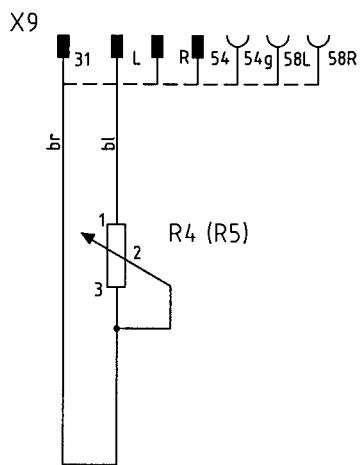
Stromversorgung power supply	Sollwert set value	Überwachungseinrichtungen monitoring system	Not-Aus emergency stop	Leertaufdrehzahl K11 low idle K11	Schnittstelle interface	Diagnose diagnosis	Option: n 1/min
---------------------------------	-----------------------	--	---------------------------	--------------------------------------	----------------------------	-----------------------	-----------------------

30
15

Bedienungsstand
operator desk

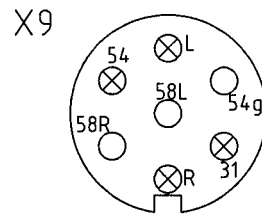
Chassis

Pos. Item	Best.-Nr. Part No.	Anz. Qty.	Beschreibung Description	Bemerkung Note
	635107100		Electron. engine governor	
1	635107101	1	Circuit diagram	
5	977454257	1	Fuse	25 Amp.
6	977425199	1	Fuse terminal	
7	977189850	1	Potentiometer	
8	977599009	1	Setting lever	
9	977425142	2	Equalizer terminal	
10	977425143	1	End plate	
11	977730409	1	Relay	
12	977730404	2	Relay	
13	977729010	3	Relay socket	
15	977800013	1	Control lamp	
16	977335672	1	Bulb	24V, 2W
19	977580239	1	Press button switch	
21	900509593	1	Plug	
26	977730412	1	Micro relay	
27	977729013	1	Relay socket	
			—	30.05.07
Electron. engine governor				635-09564

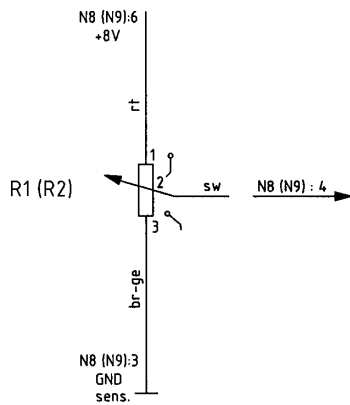
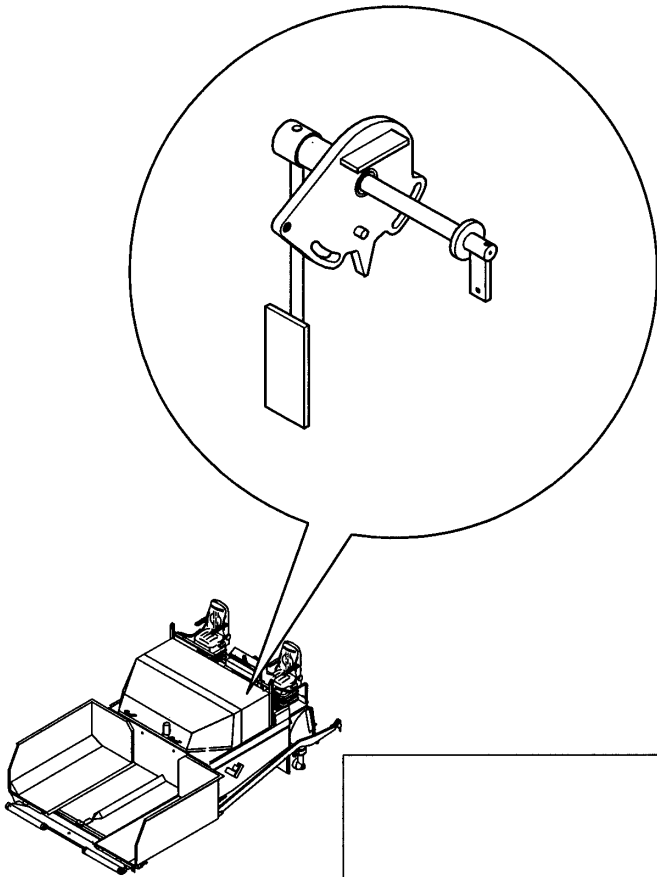


bl - blue
br - brown

Pos. Item	Kenn.-Nr. Index no.
06	R4 (R5)
07	X9



Pos. Item	Best.-Nr. Part No.	Anz. Qty.	Beschreibung Description	Bemerkung Note
			Limit switch auger	
3	722107603	1	Wiring diagram	
6	977189801	1	Potentiometer, compl.	
7	977475250	1	Plug	7 pol.
Limit switch auger				722-09565

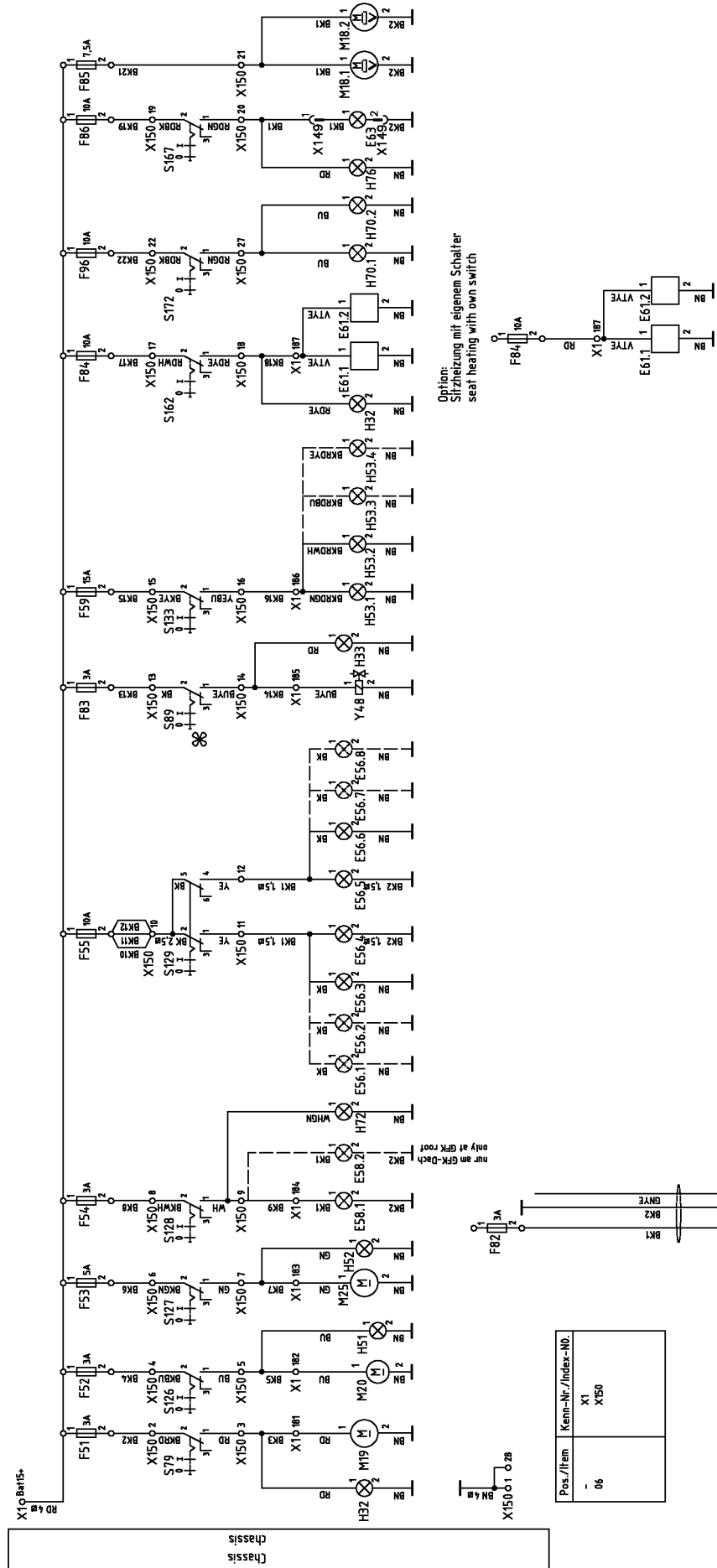


Pos. Item	Kenn-Nr. Index no.
06	R1 (R2)

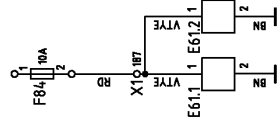
bl - blue
 br - brown
 ge - yellow
 rt - red
 sw - black

Pos. Item	Best.-Nr. Part No.	Anz. Qty.	Beschreibung Description	Bemerkung Note
			Limit switch conveyor	722107700
3	722107703	1	Wiring diagram	
6		1	Potentiometer see limit switch conveyor	722-05107
Limit switch conveyor				722-09570

Zusatzfunktionen additional functions											
	Dieselsprüh diesel spray	Emulsionsprüh emulsion spray	Betankung refueling p.	Rundumleuchte rotatable light	GFK-Licht GFK light	Absauganlage fume control	Arbeitsscheinwerfer, hinten working light, back side	Sitzheizung seat heating	Beleucht. Höhenkala light elevator scale	Motorraumbel. engine house light	Wischer windscreen
30											15

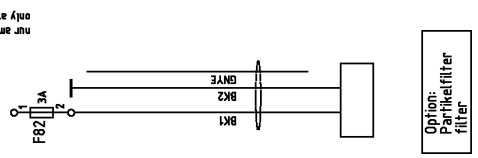


Option:
Sitzheizung mit eigenem Schalter
seat heating with own switch



- (1) ws - white WH
- (2) br - brown BN
- (3) gr - green GN
- (4) ye - yellow YE
- (5) bk - black BK
- (6) pk - pink PK
- (7) bl - blue BU
- (8) rd - red RD
- (9) vr - violet VT
- (10) vt - violet VT
- (11) unbenannte Kabel 1...1,5 m
undimensionierte Kabel 1...1,5 m

gemeinsamer Masseanschluss
auf Klemmleiste
common ground at terminal board

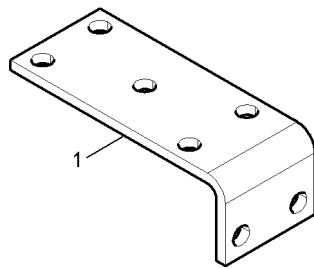


Pos./Item	Kenn-Nr./Index-NO.
06	X1 X150

Option:
Partikelfilter
filter

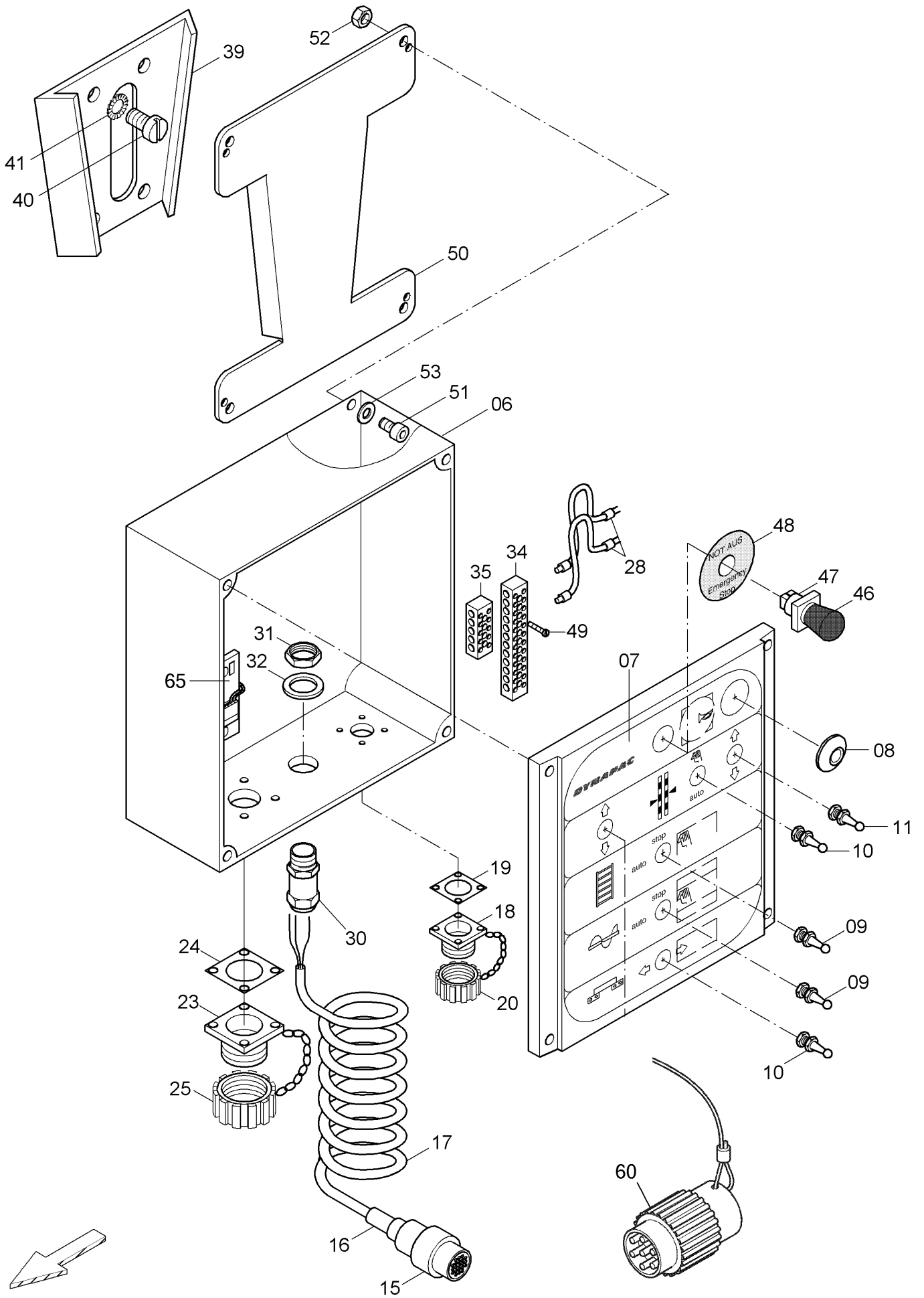
635109001

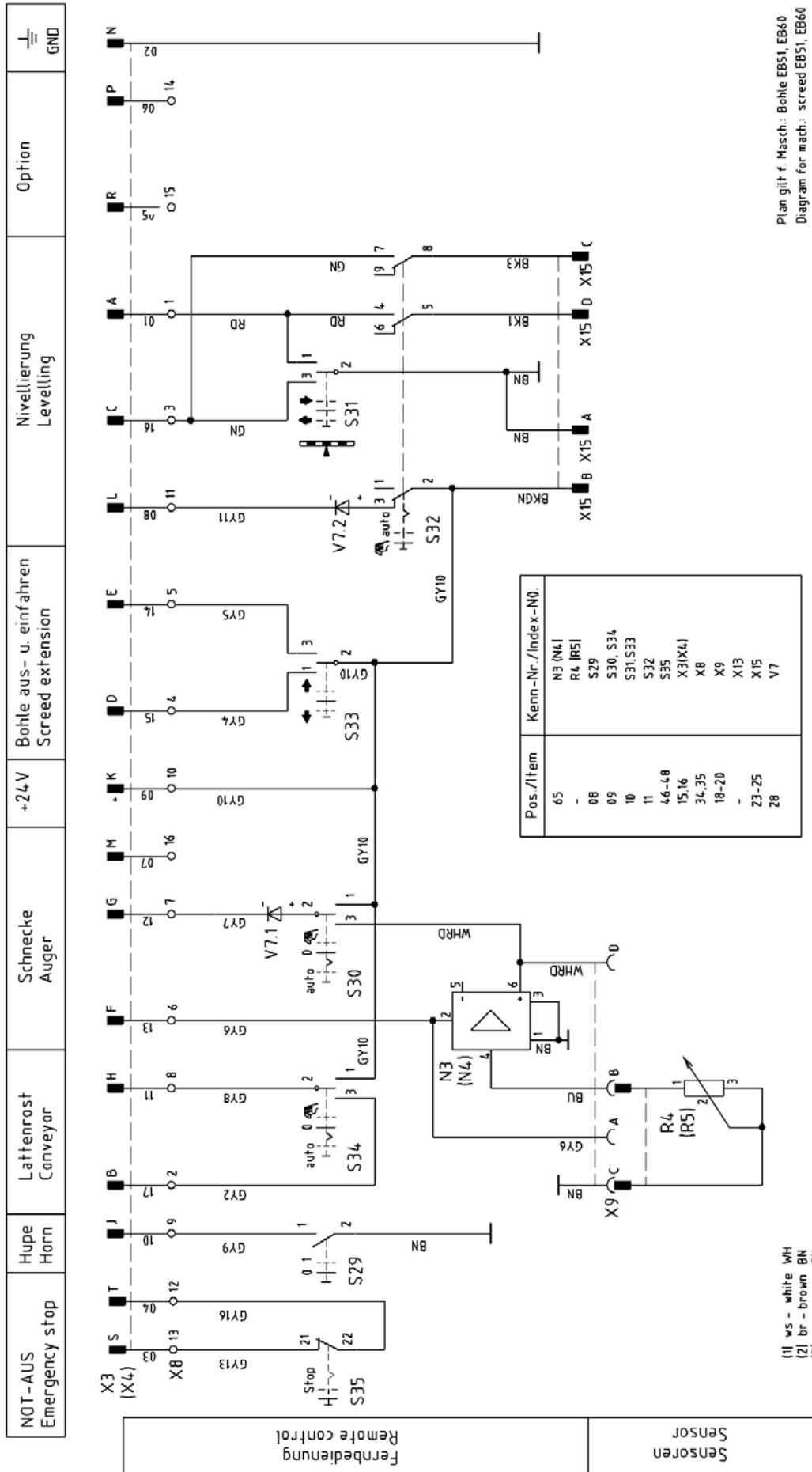
Pos. Item	Best.-Nr. Part No.	Anz. Qty.	Beschreibung Description	Bemerkung Note
	635109000		Power supply for add. functions	
1	635109001	1	Circuit diagram	
6	977414722	2	Terminal board	
			—	13.05.2008 SHE
			.	WA-01074-1060
Power supply for add. functions				635-09576



Pos. Item	Best.-Nr. Part No.	Anz. Qty.	Beschreibung Description	Bemerkung Note
1	635109900 874170701	2	Electric mounting parts Retainer for spot light -	28.02.2007
Electric mounting parts				635-09600

Pos. Item	Best.-Nr. Part No.	Anz. Qty.	Beschreibung Description	Bemerkung Note
1	614-09867	2	Remote control	
2	635-09601	2	Add. lights	
Grp. 09-1, options electric equipment				





Plan gilt f. Masch.: Bohle EB51, EB60
Diagram for mach.: screed EB51, EB60

- (1) ws - white WH
- (2) br - brown BN
- (3) gn - green GN
- (4) ge - yellow YE
- (5) gr - grey GY
- (6) rs - pink PK
- (7) bl - blue BU
- (8) rt - red RD
- (9) sw - black BK
- (10) vi - violet VT

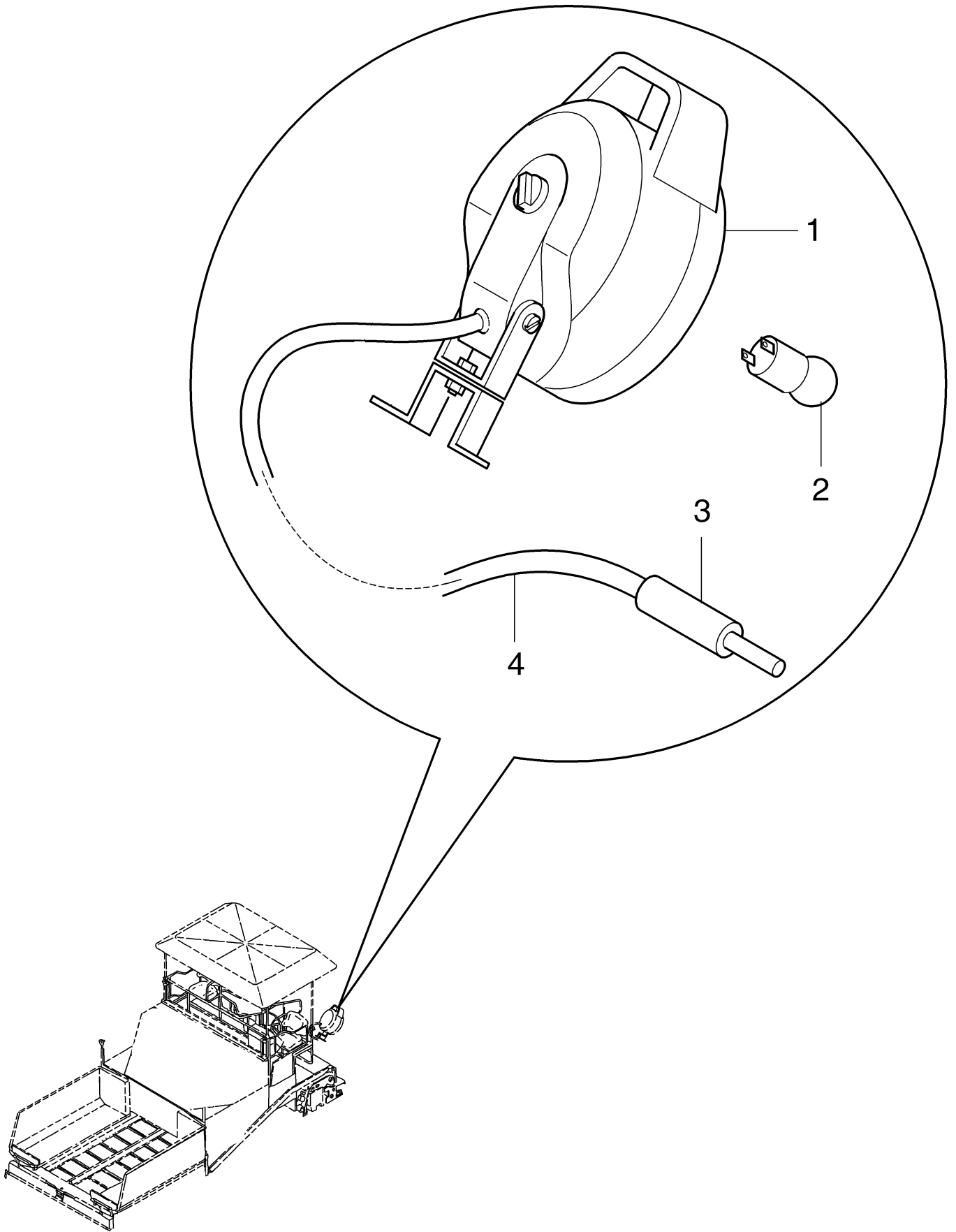
unbemalte Kabel 1 ... 1,5 m
undimensioned cable 1 ... 1,5 m

614309401

Pos. Item	Best.-Nr. Part No.	Anz. Qty.	Beschreibung Description	Bemerkung Note
	614309400		Remote with emergency push button	Sonic
1	614309401	1	Circuit diagram	
6	614309106	1	Housing	
7	990000976	1	Decal, remote control	
8	977514020	1	Press button switch	
9	977532034	2	Toggle switch	
10	977532018	2	Toggle switch	
11	977532092	1	Toggle switch	
15	977479786	1	Plug, 17 pin	
16	977480312	1	Cable bushing	
17	977370118	1	Cable	
18	977479546	1	Socket (6 bushings)	
19	977416564	1	Sealing	
20	977480111	1	Dust cap	
23	977479300	1	Socket	
24	977416566	1	Sealing	
25	977480018	1	Cap with chain	
28	978013748	2	Diode	
30	977415513	1	Cable screwing	
31	977416513	1	Nut	
32	977416414	1	Sealing washer	
34	977414362	1	Terminal board	
35	977414361	1	Terminal board	
39	814408020	1	Dovetail	
40	533024	4	Screw	
41	938900516	4	Washer	
46	977580229	1	Emergency stop switch	
47	977580231	1	Contact element	
48	956045501	1	Label	
49	936750115	4	Screw	
50	30014728	1	Bracket plate	
51	533013	4	Cylinder screw	
52	49901149	4	Hex. nut	
53	600003	4	Washer	
60	614309160	1	Bridgeover plug	
65	978008004	1	Amplifier	
			–	05.12.2006

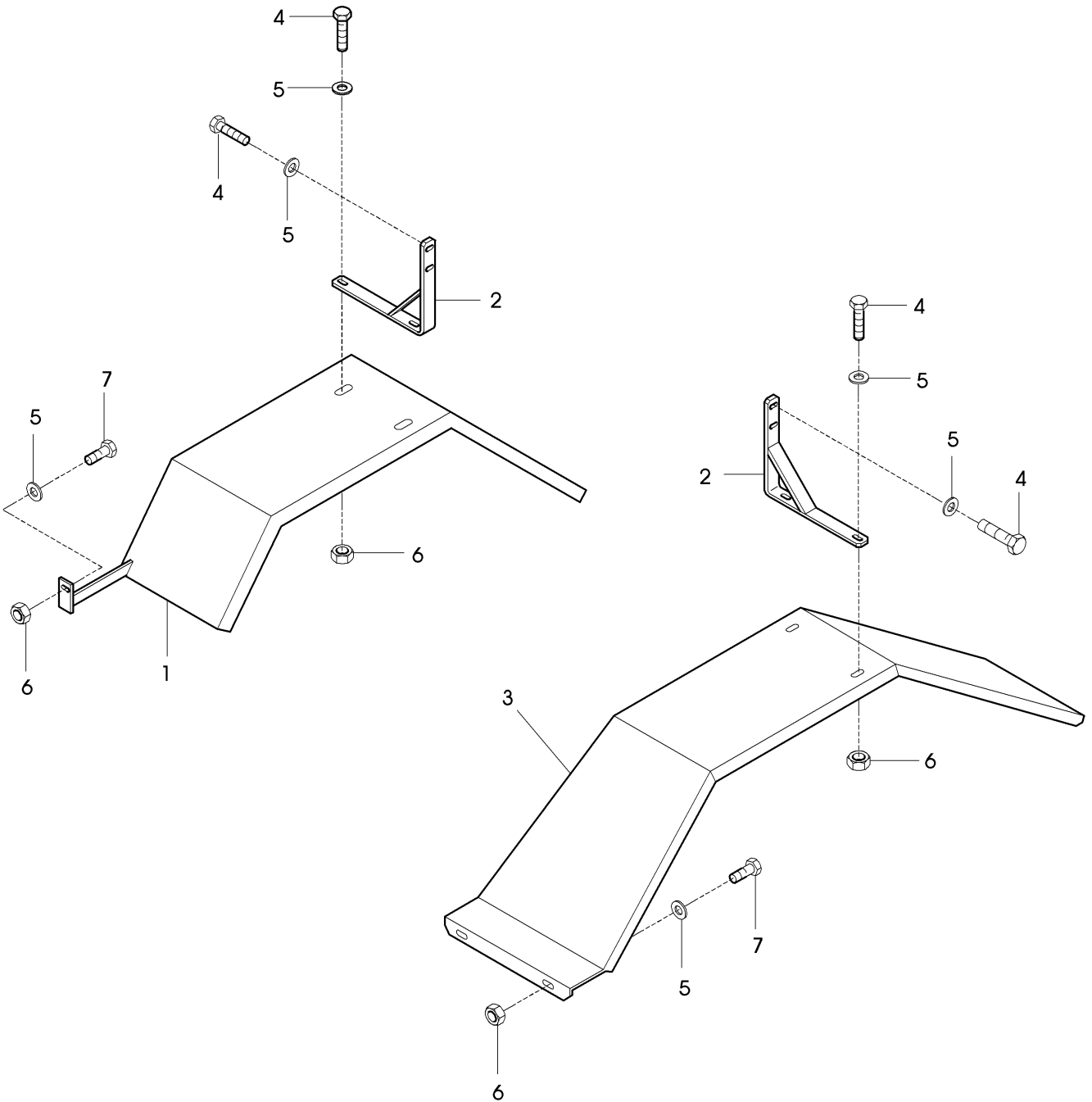
Remote control

614-09867

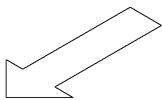
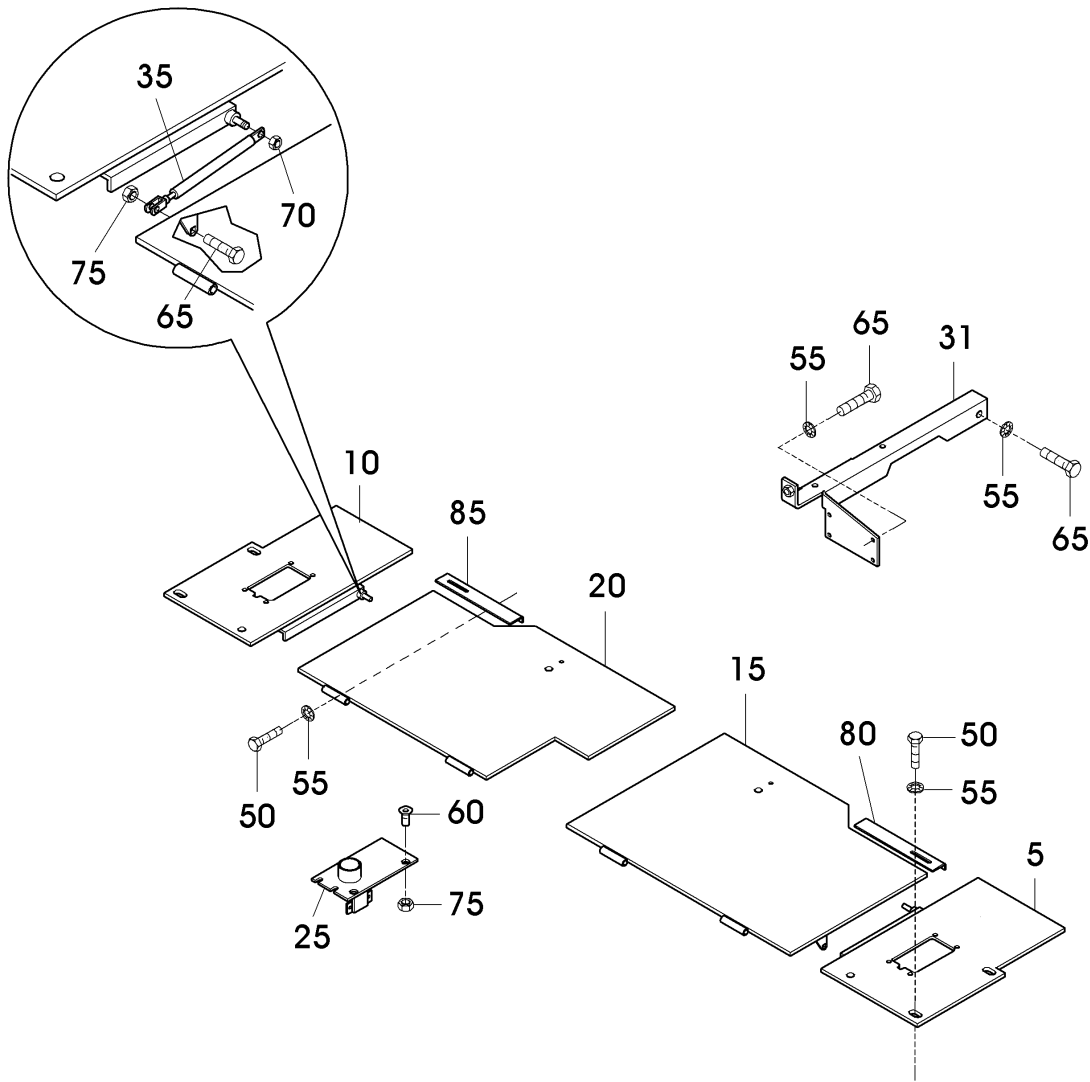


Pos. Item	Best.-Nr. Part No.	Anz. Qty.	Beschreibung Description	Bemerkung Note
1	977900014	1	Working lamp	
_01	977335112	1	_Bulb	
_02	977330123	1	_Female housing	
_03	977397117	2	_Flat plug sleeve	
_04	977418060	1	_Rubber cap	
3	977475020	1	Plug, 2 pin	
4	977365015	1	Cable	
			-	28.03.2007
Add. lights				635-09601

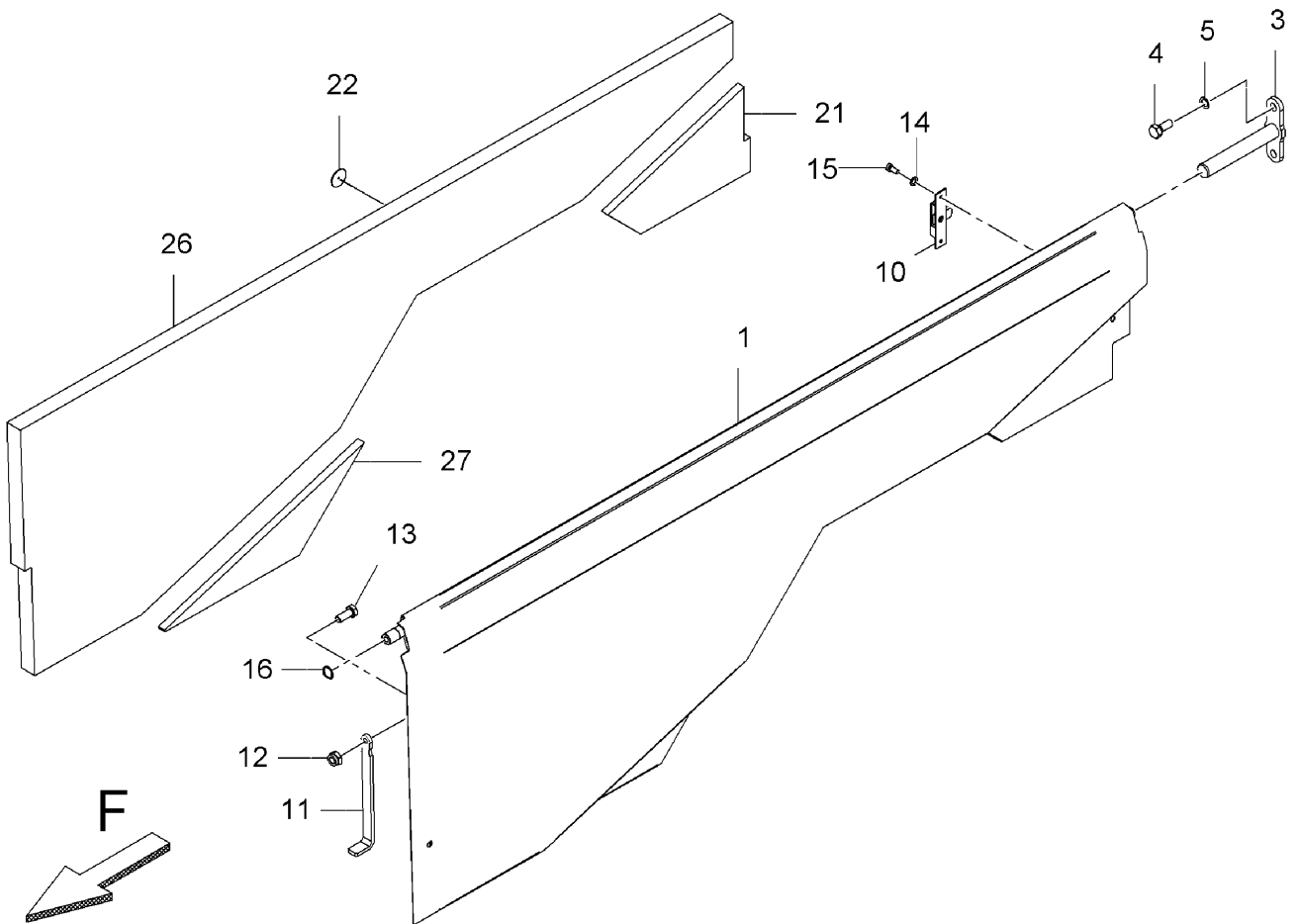
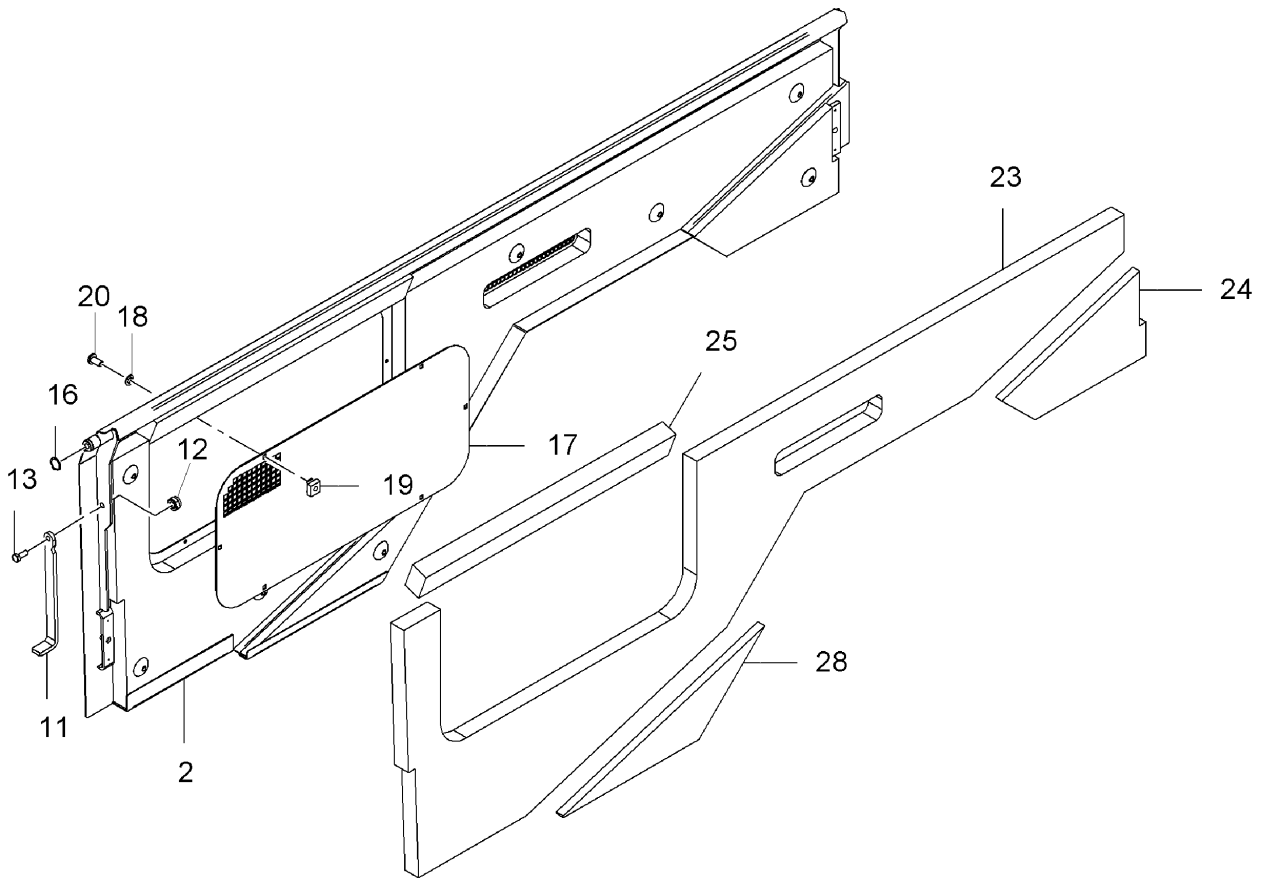
Pos. Item	Best.-Nr. Part No.	Anz. Qty.	Beschreibung Description	Bemerkung Note
	634110000		Platform, compl.	
1	634-10105	1	Guard plates, compl.	
2	634-10109	1	Footwell, compl.	
3	634-10110	1	Side panelling, compl.	
4	758-10113	1	Step	
5	635-10125	1	Mounting parts	
6	635-10130	1	Engine hood	
7	635-10135	1	Tank hood, compl.	
8	634-10151	1	Tool box	
Grp. 10, Operator platform				



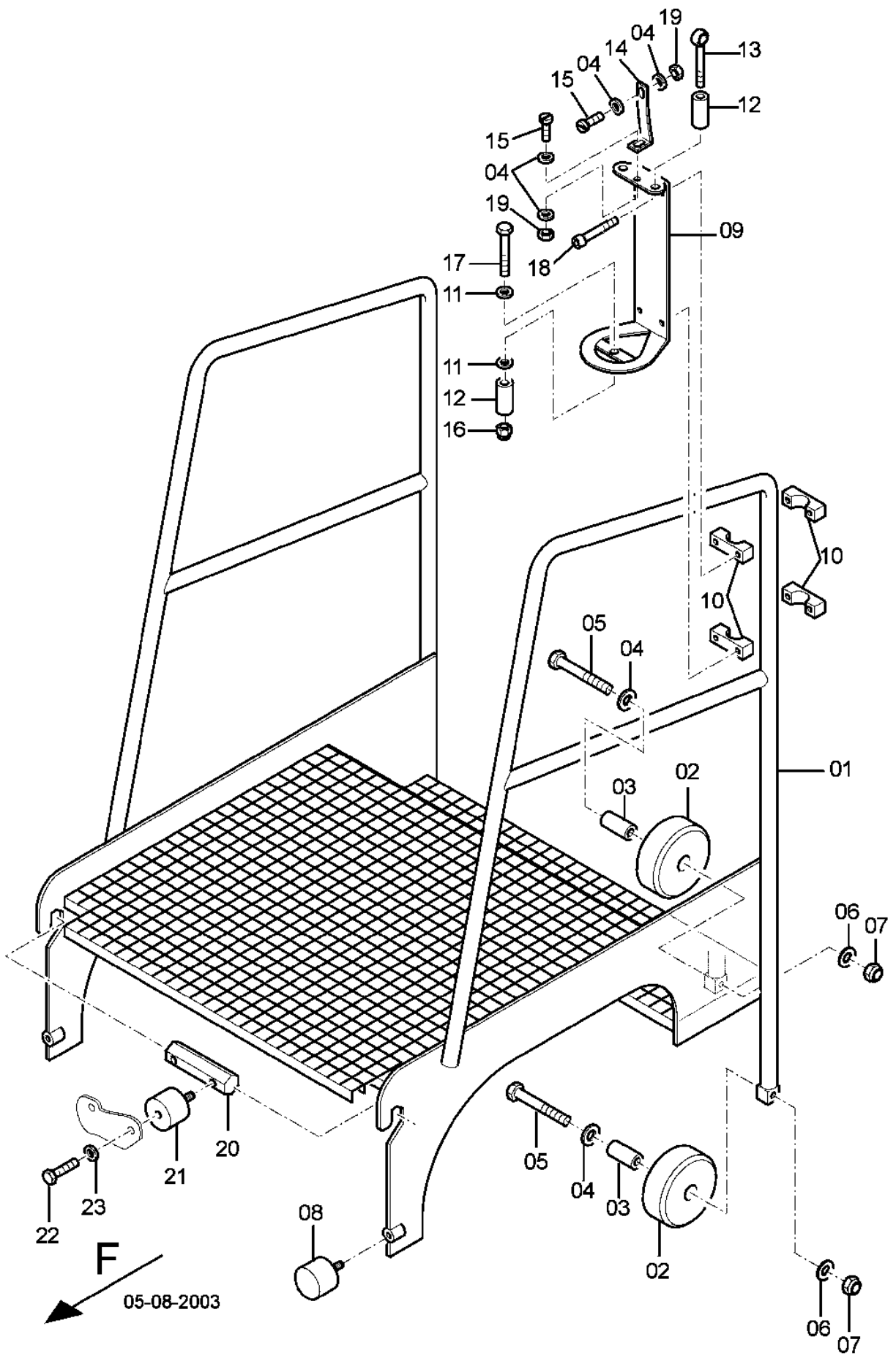
Pos. Item	Best.-Nr. Part No.	Anz. Qty.	Beschreibung Description	Bemerkung Note
	634111300		Guard plates, compl.	
1	634111310	1	Protection plate, right	
2	634111324	2	Support angle	
3	654111310	1	Protection plate, left	
4	500021	8	Screw	
5	49900805	18	Washer	
6	929233	7	Nut	
7	49900066	3	Screw	
			–	03.09.07
Guard plates, compl.				634-10105



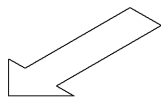
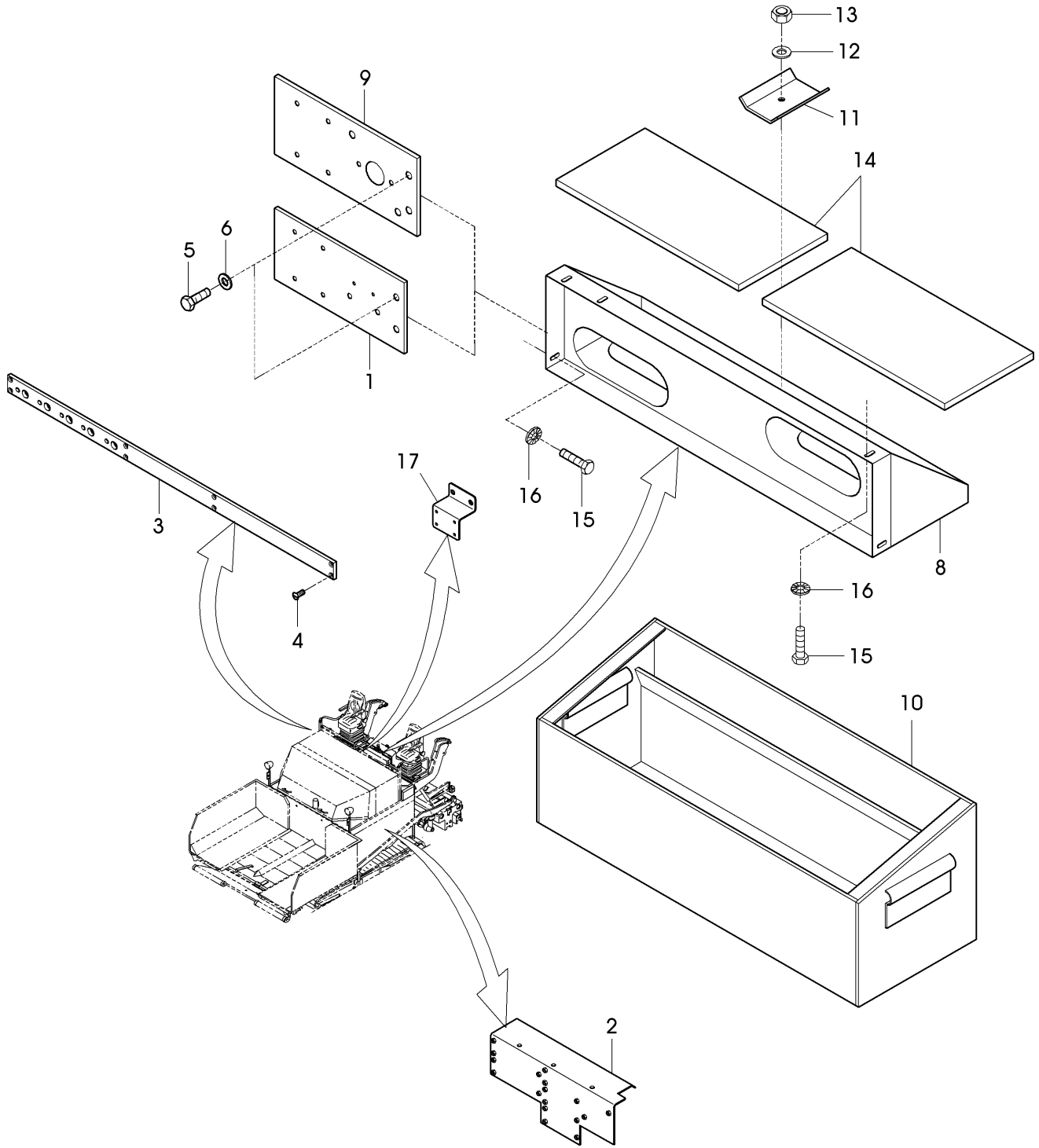
Pos. Item	Best.-Nr. Part No.	Anz. Qty.	Beschreibung Description	Bemerkung Note
	634110500		Footwell, compl.	
5	634110505	1	Cover plate, left	
10	634110510	1	Cover plate, right	
15	438095800	1	Cover plate center l.h.	
_01	438095101	1	_Acoustic board	
20	438095900	1	Cover plate center r.h.	
_01	438095102	1	_Acoustic board	
25	655231322	1	Hose holder	
31	438095403	1	Carrier	
35	49302631	2	Pneumatic spring	
50	500048	12	Screw	
55	939570516	18	Washer	
60	939475274	2	Countersunk screw	
65	500028	4	Screw	
70	938480508	4	Safety nut	
75	938480509	5	Hex. nut	
80	635110511	1	Supporting surface sheet, left	
85	635110514	1	Supporting surface sheet, right	
			–	03.09.07 BG
Footwell, compl.				634-10109



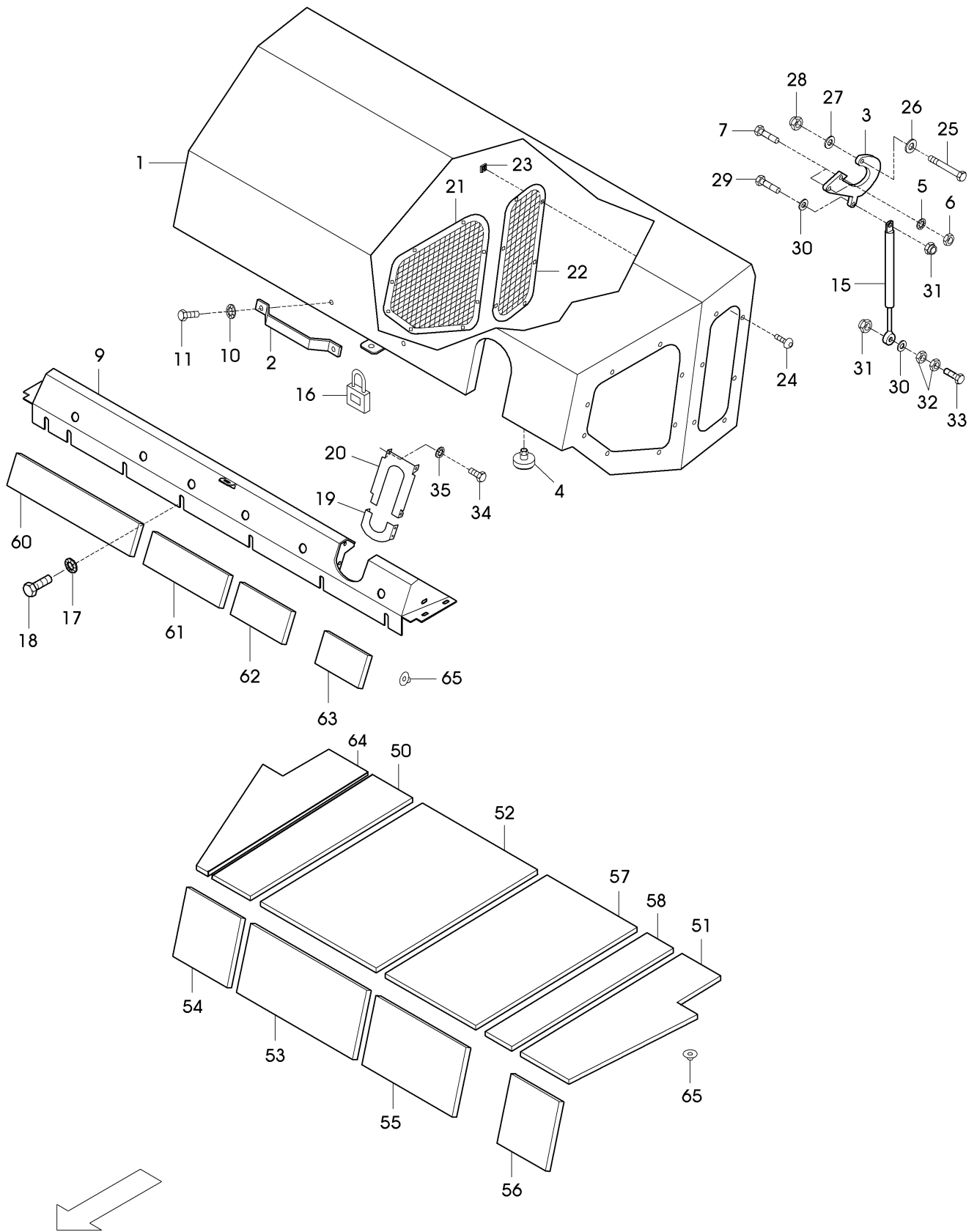
Pos. Item	Best.-Nr. Part No.	Anz. Qty.	Beschreibung Description	Bemerkung Note
	634113200	1	Side panelling, compl.	
1	634113201	1	Side flap left, compl.	
	634113202	1	Side flap	
2	634113211	1	Side flap right, compl.	
	634113213	1	Side flap	
3	635113220	2	Socket pin	
4	49900161	4	Screw retention	
5	500053	4	Screw	
10	930579800	4	Lock	
_01	956114040	1	_Punch key	
11	637113228	2	Safety bow	
12	938500008	2	Nut	
13	500028	2	Screw	
14	49900144	8	Screw retention	
15	49900578	8	Screw	
16	936001597	2	Circlip	
17	635113225	1	Perforated plate	
18	49900080	6	Screw retention	
19	939756135	6	Nut	
20	939142309	6	Screw	
21	634113207	1	Acoustic board	
22	49301479	19	Clamps for insulation	
23	634113214	1	Acoustic board	
24	634113207	1	Acoustic board	
25	376000334	1	Acoustic board	
26	634113206	1	Acoustic board	
27	634113208	1	Acoustic board	
28	634113208	1	Acoustic board	
			—	28.08.07 BG
Side panelling, compl.				634-10110



Pos. Item	Best.-Nr. Part No.	Anz. Qty.	Beschreibung Description	Bemerkung Note
	115594900		Ascent assy	
1	115595000	1	Step	
2	30014772	2	Roller head	
3	31200592	2	Tube	
4	49900153	6	Washer	
5	49900852	2	Screw	
6	49901108	4	Washer	
7	49900157	2	Nut	
8	38000339	2	Rubber buffer	
9	20007924	1	Holder	
10	49302749	2	Clamp, 2 halves	
11	49901583	2	Washer	
12	31200366	2	Tube	
13	49901746	1	Screw	
14	30013566	1	Angle	
15	49901694	2	Screw	
16	49900220	2	Nut	
17	49900584	1	Screw	
18	49900436	4	Screw	
19	49900157	2	Nut	
20	30013644	2	Holder	
21	49302614	4	Rubber buffer	
22	49901553	4	Hex. screw	
23	49901583	4	Washer	
Step				758-10113



Pos. Item	Best.-Nr. Part No.	Anz. Qty.	Beschreibung Description	Bemerkung Note
	635111500		Mounting parts	
#1	637111501	1	Fuse holder	
2	635111503	1	Slave holder	
3	635111506	1	Orifice	
4	939470164	8	Screw	
5	500028	2	Screw	
6	939570518	8	Washer	
8	654111701	1	Batterie support	
#9	635111512	1	Holder for battery main switch	
10	635111515	1	Tool box	
11	654111715	1	Clamping plate	
12	939570514	1	Washer	
13	570005	1	Nut	
14	930121159	2	Wooden plate	
15	500043	6	Hex. screw	
16	939776115	6	Locking washer	
17	635111519	1	Holder	
			—	30.08.07 BG
#)	Alternatively delivery - substitution for			
Mounting parts				635-10125

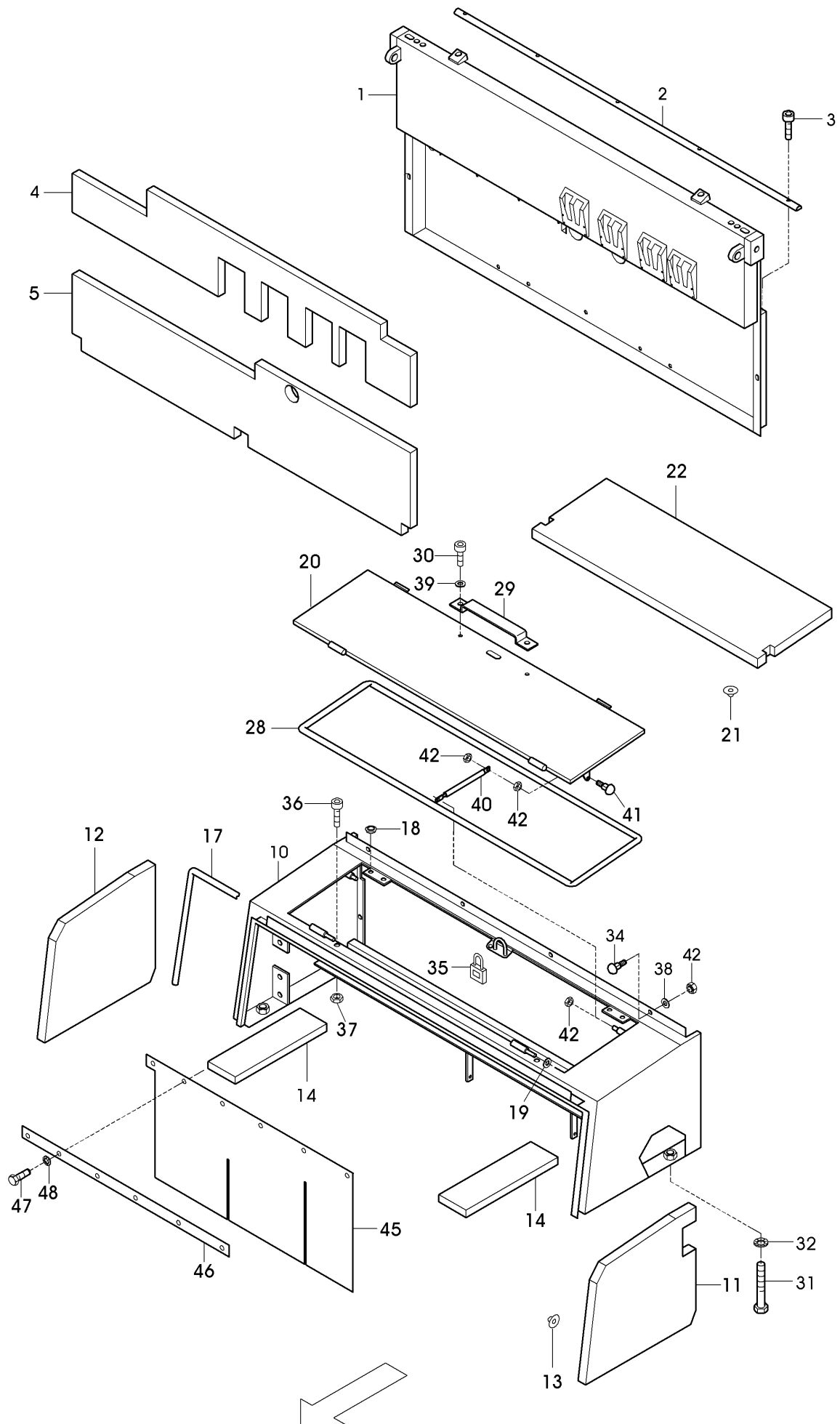


Pos. Item	Best.-Nr. Part No.	Anz. Qty.	Beschreibung Description	Bemerkung Note
1	637112930	1	Engine hood	
2	49302004	1	Handle	
3	32305650	2	Hinge	
4	903645580	4	Buffer	
5	939776117	4	Locking washer	
6	938190518	4	Nut	
7	500037	4	Hex. screw	
9	637112940	1	Supporting part, compl.	
	637112941	1	Supporting part	
10	49900161	2	Screw retention	
11	500053	2	Screw	
15	930220853	2	Pneumatic spring	
16	930450525	1	Padlock	
17	49900025	6	Screw retention	
18	500048	6	Screw	
19	637112981	1	Covering	
20	637112984	1	Covering	
21	637112965	1	Perforated plate	
22	637112967	1	Perforated plate	
23	939756135	28	Nut	
24	939142307	28	Screw	
25	500225	2	Hex. screw	
26	939570518	2	Washer	
27	600009	2	Washer	
28	938481010	2	Nut	
29	500022	4	Screw	
30	600006	4	Washer	
31	938481008	4	Nut	
32	570005	4	Nut	
33	500230	2	Hex. screw	
34	500012	8	Screw	
35	49900080	8	Screw retention	
50	376000353	1	Insulating material	
51	637112922	1	Acoustic board	
52	376000325	1	Insulating material	
53	376000328	1	Insulating material	
54	376000329	1	Insulating material	
55	376000342	1	Insulating material	
56	376000343	1	Insulating material	
57	376000344	1	Insulating material	
58	376000345	1	Insulating material	
60	376000341	1	Insulating material	
61	376000336	1	Insulating material	
62	376000339	1	Insulating material	
63	376000340	1	Insulating material	
64	637112939	1	Acoustic board	

Engine hood

635-10130

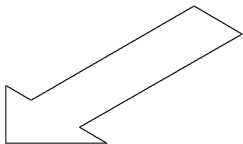
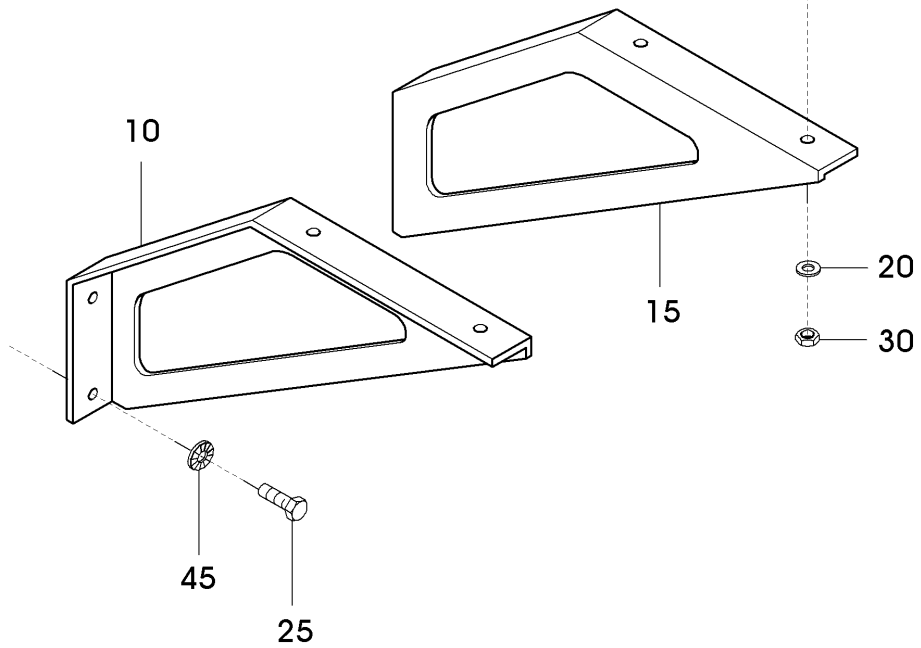
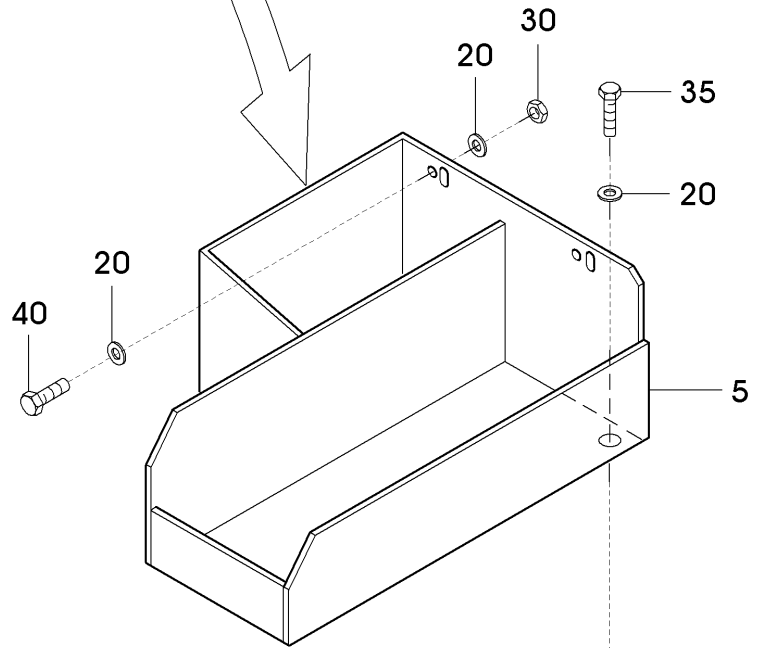
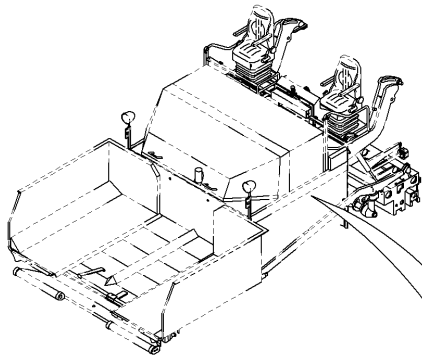
Pos. Item	Best.-Nr. Part No.	Anz. Qty.	Beschreibung Description	Bemerkung Note
65 70	49301479	45	Clamps for insulation - .	15.11.06 WA00950 BG
Engine hood				635-10130



Pos. Item	Best.-Nr. Part No.	Anz. Qty.	Beschreibung Description	Bemerkung Note
1	438095600	1	Bulkhead	
2	438095501	1	Guide piece	
3	939390439	5	Screw	
4	438095502	1	Acoustic board	
5	438095503	1	Acoustic board	
10	635114201	1	Tank hood	
11	635114216	1	Acoustic board	
12	635114215	1	Acoustic board	
13	49301479	X	Clamps for insulation	
14	376000337	2	Insulating material	
17	371000100	1	Rubber sealing profile	
18	977418111	5	Cable sleeve	
19	49302049	2	Intermediate ring	
20	635114231	1	Cover plate	
21	49301479	X	Clamps for insulation	
22	635114232	1	Acoustic board	
28	371000078	1	Rubber sealing profile	
29	49302004	1	Handle	
30	937930276	2	Cylinder screw	
31	500225	8	Hex. screw	
32	49900032	8	Screw retention	
34	937626269	4	Screw	
35	930450726	1	Padlock	
36	508002	1	Cylinder screw	
37	953325022	1	Hex. nut	
38	939570514	4	Washer	
39	600006	2	Washer	
40	49302631	2	Pneumatic spring	
41	937626271	2	Coach bolt	
42	938500007	12	Nut	
45	637114340	1	Rubber mat	
46	637114341	1	Flat steel	
47	500053	8	Screw	
48	49900161	8	Screw retention	
			–	24.04.07
			–	30.08.07 BG

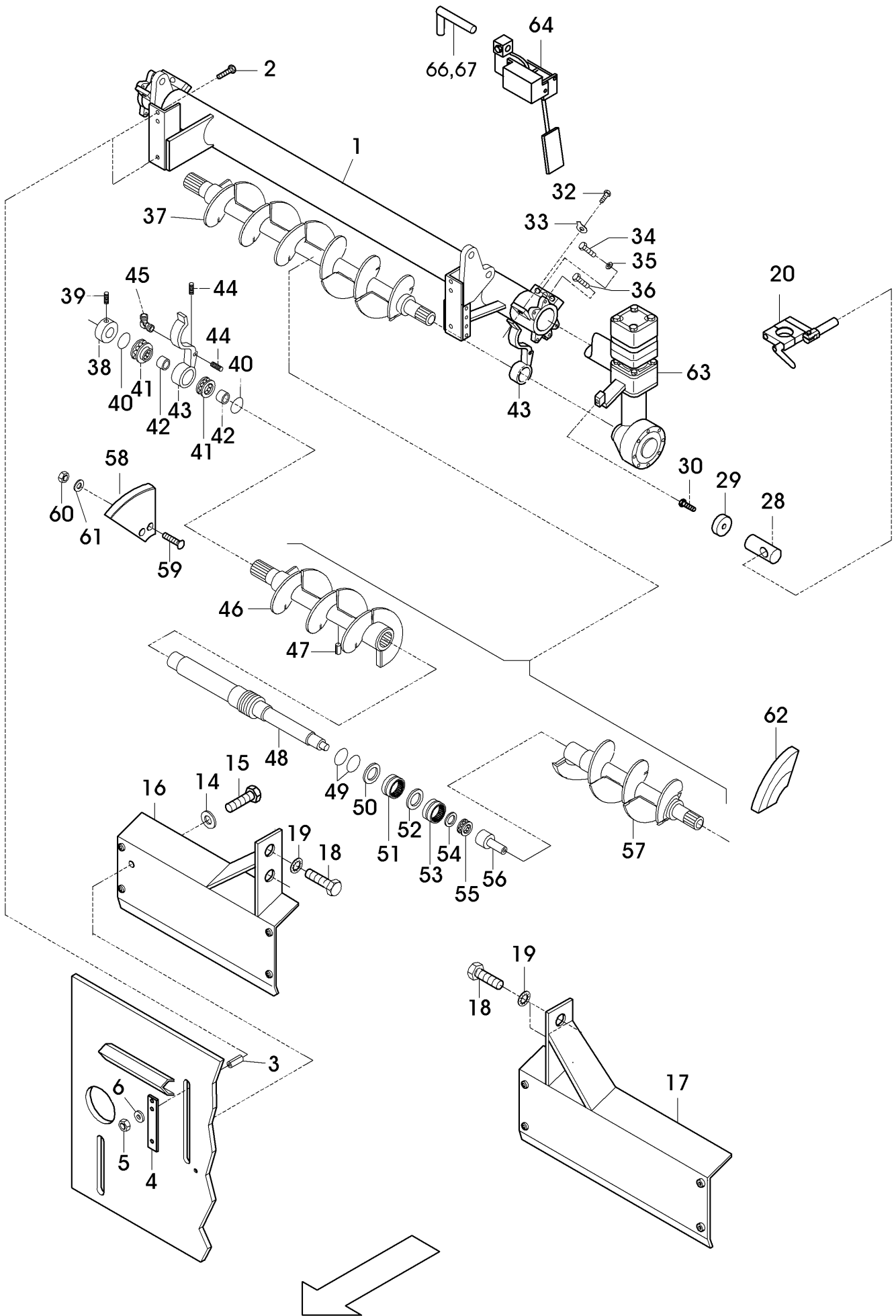
Tank hood, compl.

635-10135



Pos. Item	Best.-Nr. Part No.	Anz. Qty.	Beschreibung Description	Bemerkung Note
	634111500		Tool box, compl.	
5	654111402	1	Tool box	
10	634111510	1	Support angle	
15	634111511	1	Support angle	
20	939570514	12	Washer	
25	500048	4	Screw	
30	938481008	6	Nut	
35	500021	4	Screw	
40	500053	2	Screw	
45	49900025	4	Screw retention	
			—	03.09.07 BG
Tool box				634-10151

Pos. Item	Best.-Nr. Part No.	Anz. Qty.	Beschreibung Description	Bemerkung Note
			380 mm	
1	635-11109	1	Auger 380 mm	
2	756-11121	1	Extension mounts	
3	756-11130A	1	Auger drive	
4	754-11150	1	Grease pipelines	
5	756-11160	1	Material guide from 7 m	
6	756-11161	1	Material guide from 8 m	
7	635-11200	1	Limit Switch Potentiometer	
Grp. 11, Auger				

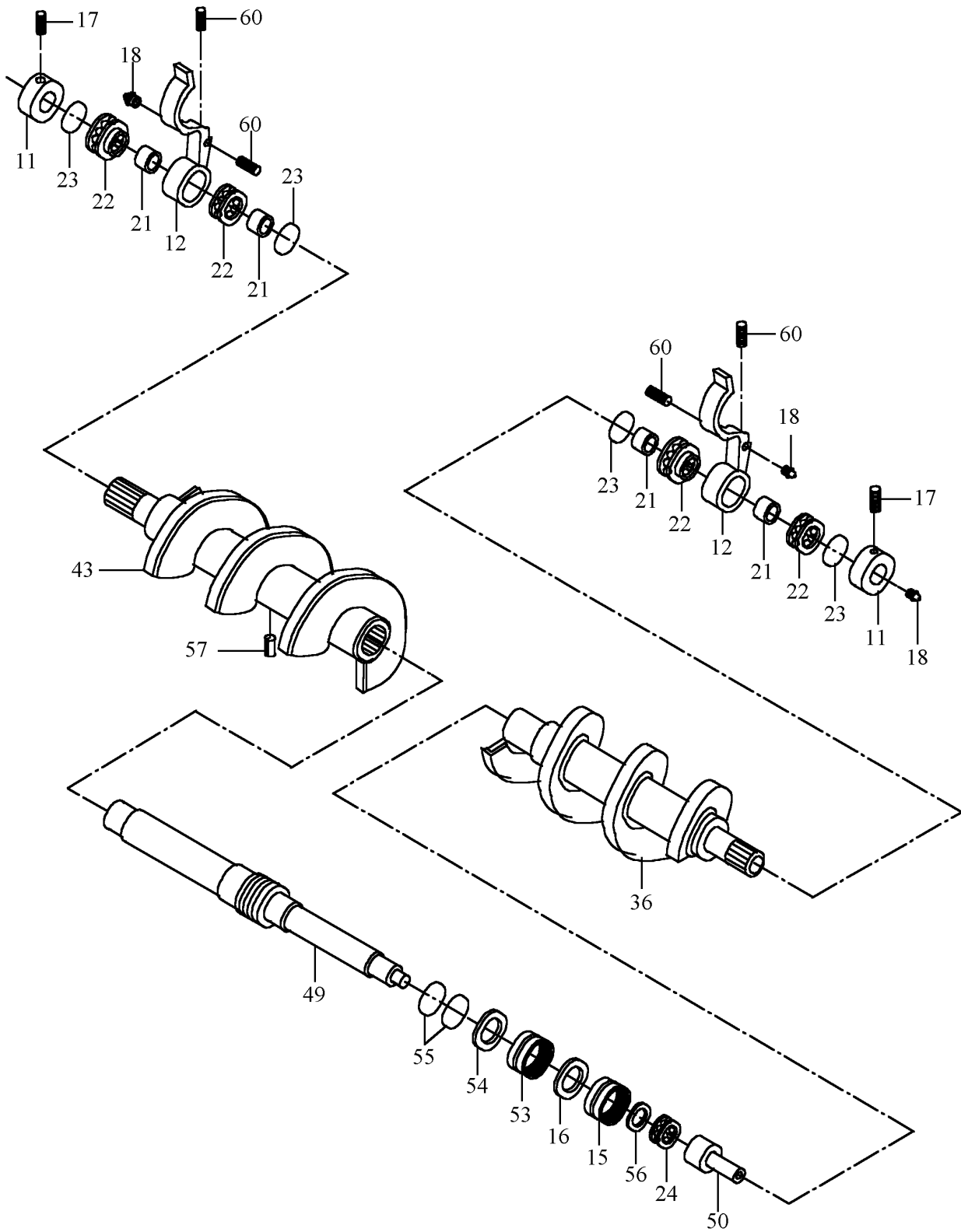


Pos. Item	Best.-Nr. Part No.	Anz. Qty.	Beschreibung Description	Bemerkung Note
	635180000		Auger	
1	635180900	1	Distributor support	
2	500156	4	Hex. screw	
3	931507809	4	Clamping sleeve	
4	712180037	2	Packing plate	
5	937180517	4	Nut	
6	600014	4	Washer	
7	49900037	4	Shake-proof washer	
14	939570522	2	Washer	
15	938165873	2	Hex. screw	
16	756183000	1	Scraper plate	
17	756184100	1	Material guide	
18	500057	4	Screw	
19	49900008	4	Screw retention	
20	754189400	2	Sensor holder	
28	880180062	2	Clamping piece	
29	880180063	2	Lower washer	
30	500028	2	Screw	
32	938111721	4	Hex. screw	
33	600011	4	Washer	
34	938151084	4	Hex. screw	
35	936780017	4	Safety plate	
36	938165873	2	Hex. screw	
37	756181600	1	Auger, 380 mm	
38	880180708	2	Abutment	
39	937976545	8	Threaded pin	
40	932211701	4	O-ring	
41	935183934	4	Needle-axial ball bearing	
42	935128427	4	Inner-ring	
43	880180772	2	Support bearing	
44	937860060	4	Plug screw	
45	935511210	3	Grease nipple	
46	756181643	1	Auger right	
47	938690604	1	Groove pin	
48	880180749	1	Shaft	
49	932211691	2	O-ring	
50	880180754	1	Ring	
51	935194413	1	Needle bearing	
52	880180768	1	Ring	
53	935194411	1	Needle bearing	
54	932100729	X	Shim	0,1
	932100730	X	Shim	0,2
55	935022420	1	Axial grooved ball bearing	
56	880180750	1	Bearing bushing	
57	756181636	1	Auger, left	

Auger 380 mm

635-11109

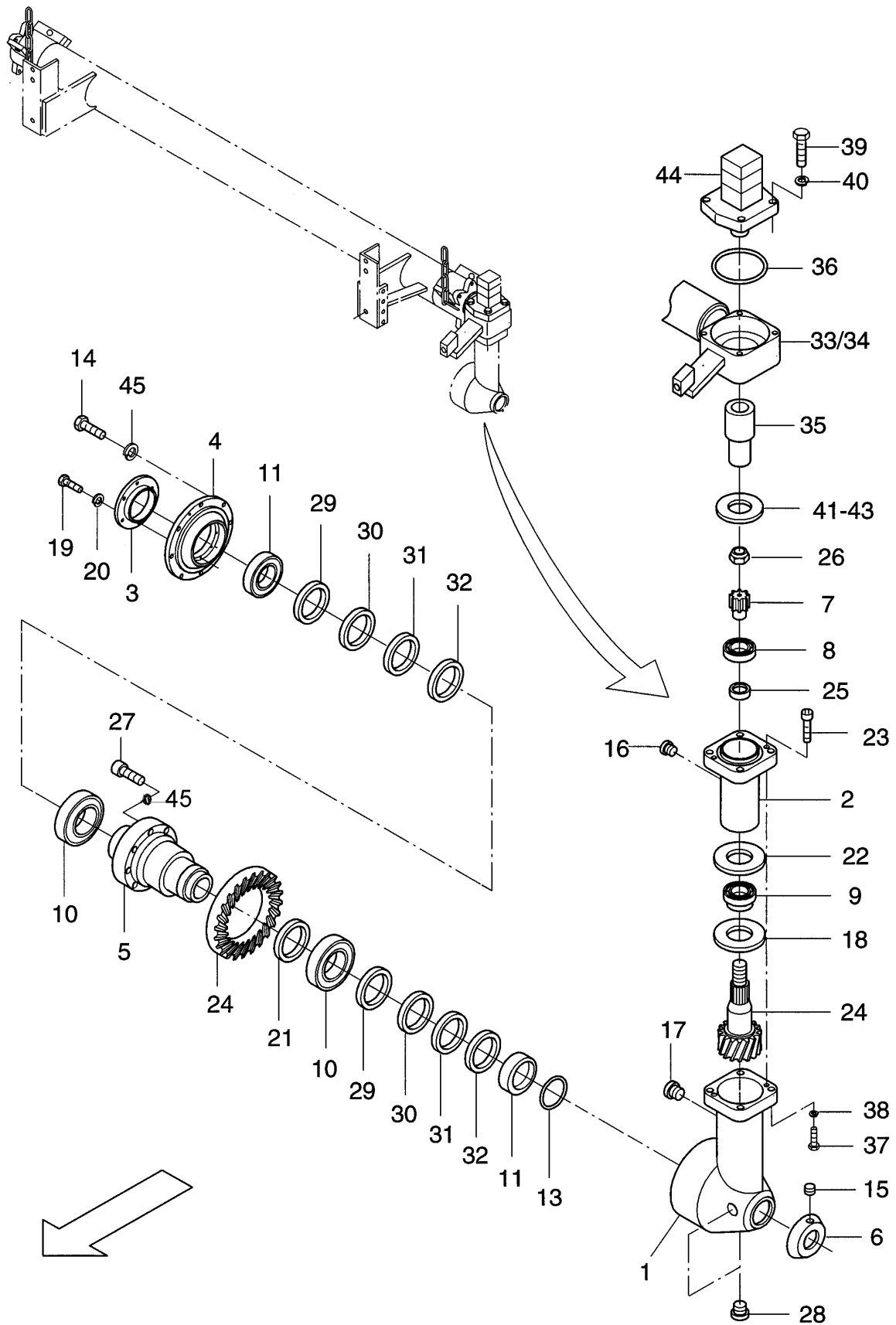
Pos. Item	Best.-Nr. Part No.	Anz. Qty.	Beschreibung Description	Bemerkung Note
58	756182811	1	Wear part, right	
59	937634274	4	Countersunk screw	
60	928847	4	Hex. nut	
61	49900025	4	Screw retention	
62	756182711	1	Wear part, left	
Ⓒ3	756-11130A		Auger drive	
64	754-11200	1	Limit Switch Potentiometer	
65	754-11200	1	Limit Switch Potentiometer	
66	880180070	2	Holder	
67	880180058	2	Holder	
			—	29.11.2006
C)	See auger drive			
Auger 380 mm				635-11109



Pos. Item	Best.-Nr. Part No.	Anz. Qty.	Beschreibung Description	Bemerkung Note
11	880180708	2	Abutment	
12	880180772	2	Support bearing	
15	935194411	1	Needle bearing	
16	880180768	1	Ring	
17	937976545	2	Threaded pin	
18	935511210	3	Grease nipple	
21	935128427	4	Inner-ring	
22	935183934	4	Needle-axial ball bearing	
23	932211701	4	O-ring	
24	935022420	1	Axial grooved ball bearing	
36	756181636	1	Auger, left	
43	756181643	1	Auger right	
49	880180749	1	Shaft	
50	880180750	1	Bearing bushing	
53	935194413	1	Needle bearing	
54	880180754	1	Ring	
55	932211691	2	O-ring	
56	932100729	X	Shim	0,1
	932100730	X	Shim	0,2
	932100732	X	Shim	0,3
57	938690604	1	Groove pin	
60	937860060	4	Plug screw	

Auger, 380 mm

756181600



Pos. Item	Best.-Nr. Part No.	Anz. Qty.	Beschreibung Description	Bemerkung Note
	756183300		Auger drive compl.	
1	756183301	1	Housing, outer part	
2	756061106	1	Housing, inner part	
3	880180413	1	Cover	
4	756183315	1	Housing cover	
5	756183218	1	Wheel hub	
6	880180419	1	Sealing washer	
7	756061136	1	Driver sleeve	
8	935229706	1	Taper roller bearing	
9	935229705	1	Taper roller bearing	
10	116037	2	Taper roller bearing	
11	936630040	2	Shaft sealing ring	
13	932211662	1	O-ring	
15	937976545	1	Threaded pin	
16	937860264	1	Plug screw	
17	937860060	2	Plug screw	
18	930206202	1	Grease retaining ring	
19	500040	6	Screw	
20	49900080	6	Screw retention	
21	932101171	X	Shim	0,1mm
	932101172	X	Shim	0,2 mm
	932101174	X	Shim	0,3 mm
	932101176	X	Shim	0,5 mm
22	932101327	X	Shim	0,1 mm
	932101328	X	Shim	0,2 mm
	932101330	X	Shim	0,3 mm
	932101332	X	Shim	0,5 mm
23	508019	2	Screw	
24	756183258	1	Gear set, compl.	
25	930435011	1	Tension ring	
26	938481615	1	Hex. nut	
27	500028	8	Screw	
28	937890151	2	Plug screw	
29	880180480	X	Shim	0,1 mm
30	880180481	X	Shim	0,3 mm
31	880180482	X	Shim	0,5 mm
32	880180483	X	Shim	1,0 mm
33	756183403	1	Gear unit bearing, left	
34	756183411	1	Gear unit bearing, right	
35	756183419	2	Profile sleeve	
36	932211745	2	O-ring	
37	938330758	8	Hex. screw	
38	499010161	8	Shake-proof washer	
39	500194	8	Screw	
40	49900032	8	Screw retention	
	*) Available as single part			

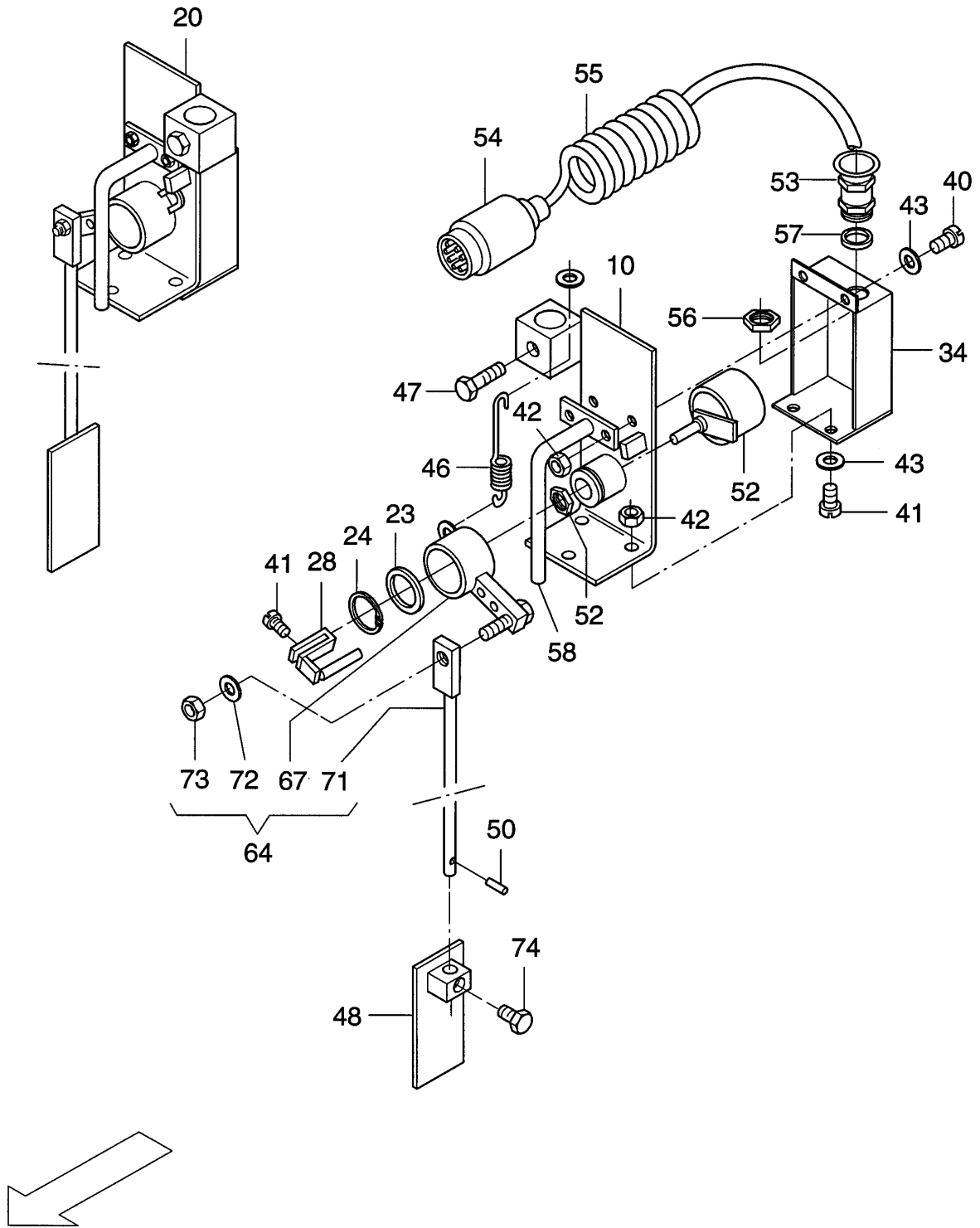
Auger drive

756-11130A

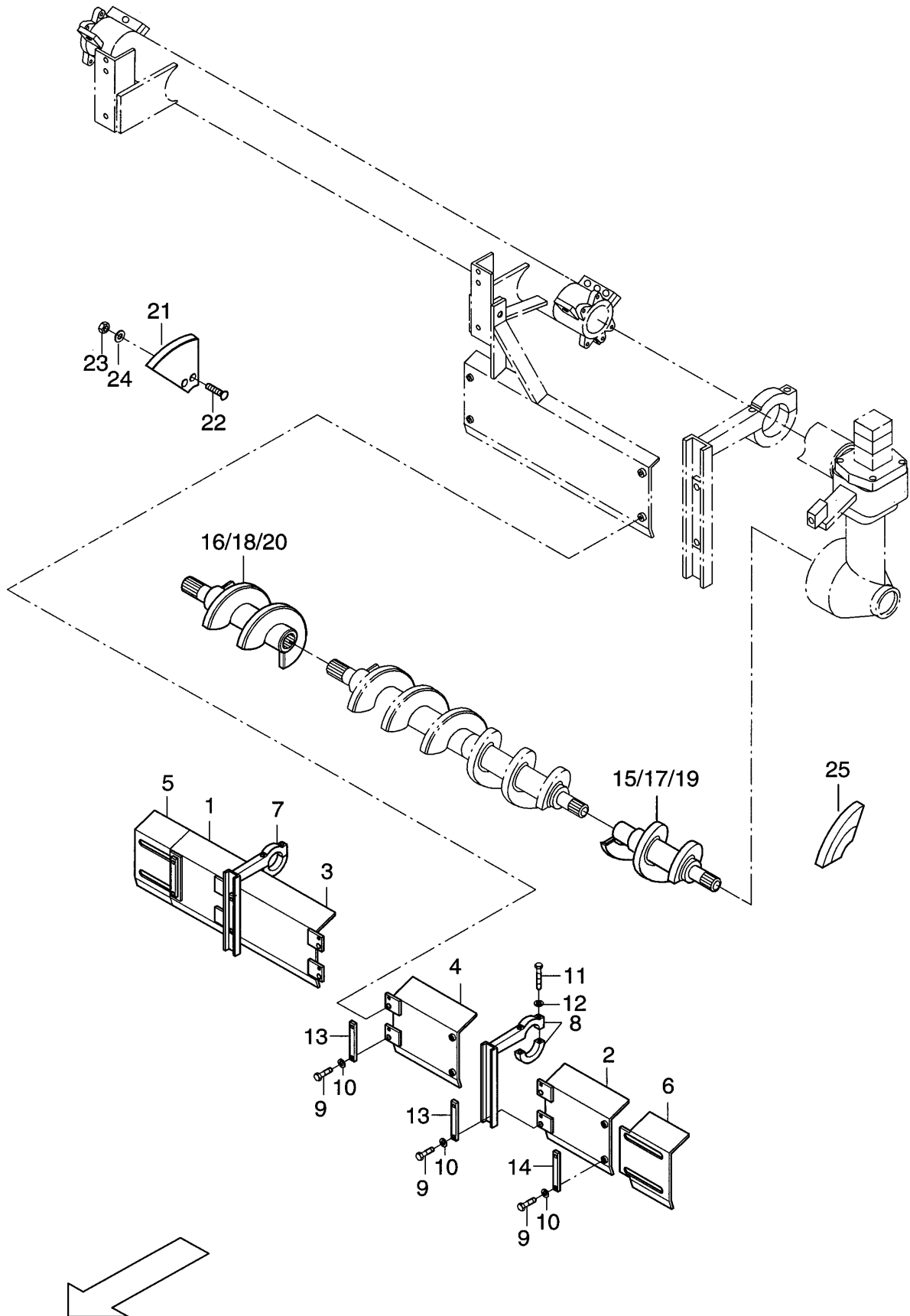
Pos. Item	Best.-Nr. Part No.	Anz. Qty.	Beschreibung Description	Bemerkung Note
41	880180421	X	Distance washer	
42	880180422	X	Distance washer	
43	880180423	X	Distance washer	
44	966057210	2	Hydraulic motor	
_01	932785874	1	_Seal kit for hydr. motor	
_02	931701196	1	_Feather key	
_03	932785830	1	_Sealing washer	
45	49900025	8	Screw retention	

Auger drive

756-11130A



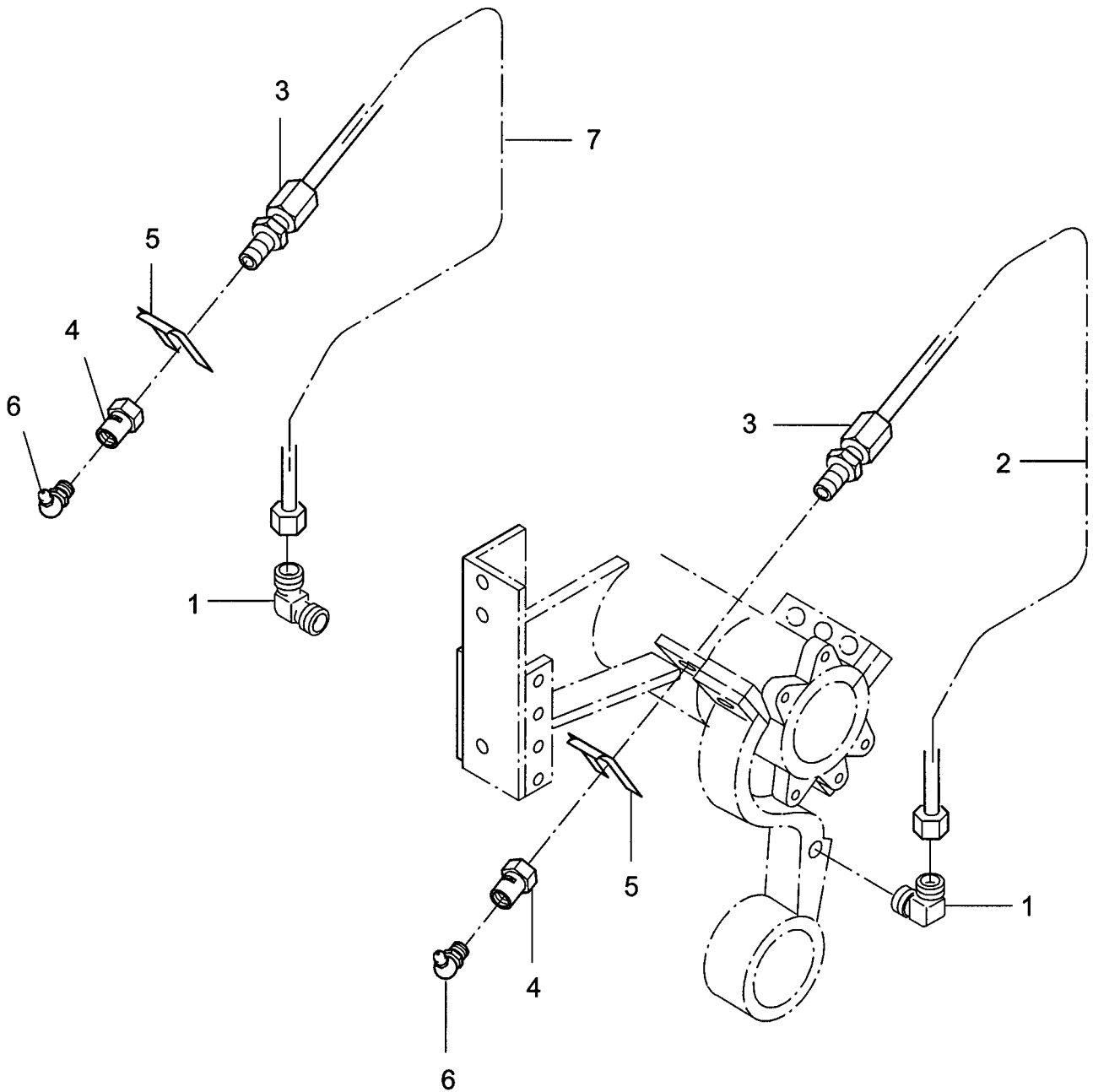
Pos. Item	Best.-Nr. Part No.	Anz. Qty.	Beschreibung Description	Bemerkung Note
A1	754189600	1	Limit switch compl., left (Poti)	
B2	754189700	1	Limit switch compl., right (Poti)	
10	862189210	1	Console, left	
20	862189310	1	Console, right	
23	862189223	1	Distance washer	
24	936001996	1	Circlip ring	
28	862189228	1	Carrier	
34	862189234	1	Cover cap, left	
40	533027	2	Screw	
41	533025	2	Screw	
42	938191013	3	Nut	
43	938900516	3	Washer	
46	930577978	1	Tension spring	
47	500048	2	Screw	
48	862189066	1	Buffer plate	
50	629008	1	Clamping sleeve	
52	977189801	1	Potentiometer, compl.	
53	977416579	1	Cable screwing	
54	977475250	1	Plug	7 pol.
55	977374135	1	Cable	
56	977416513	1	Nut	
57	977416414	1	Sealing washer	
58	862189258	1	Protecting cage	
64	862189264	1	Lever, compl.	
*7	862189265	1	Lever part	
**1	862189270	1	Lever part	
*2	600008	1	Washer	
*3	928847	1	Hex. nut	
74	500048	1	Screw	
<p>*) Available as single part</p> <p>A) to consist of pos. 10, 23 - 74</p> <p>B) to consist of pos. 20 - 74</p>				
Limit Switch Potentiometer				754-11200



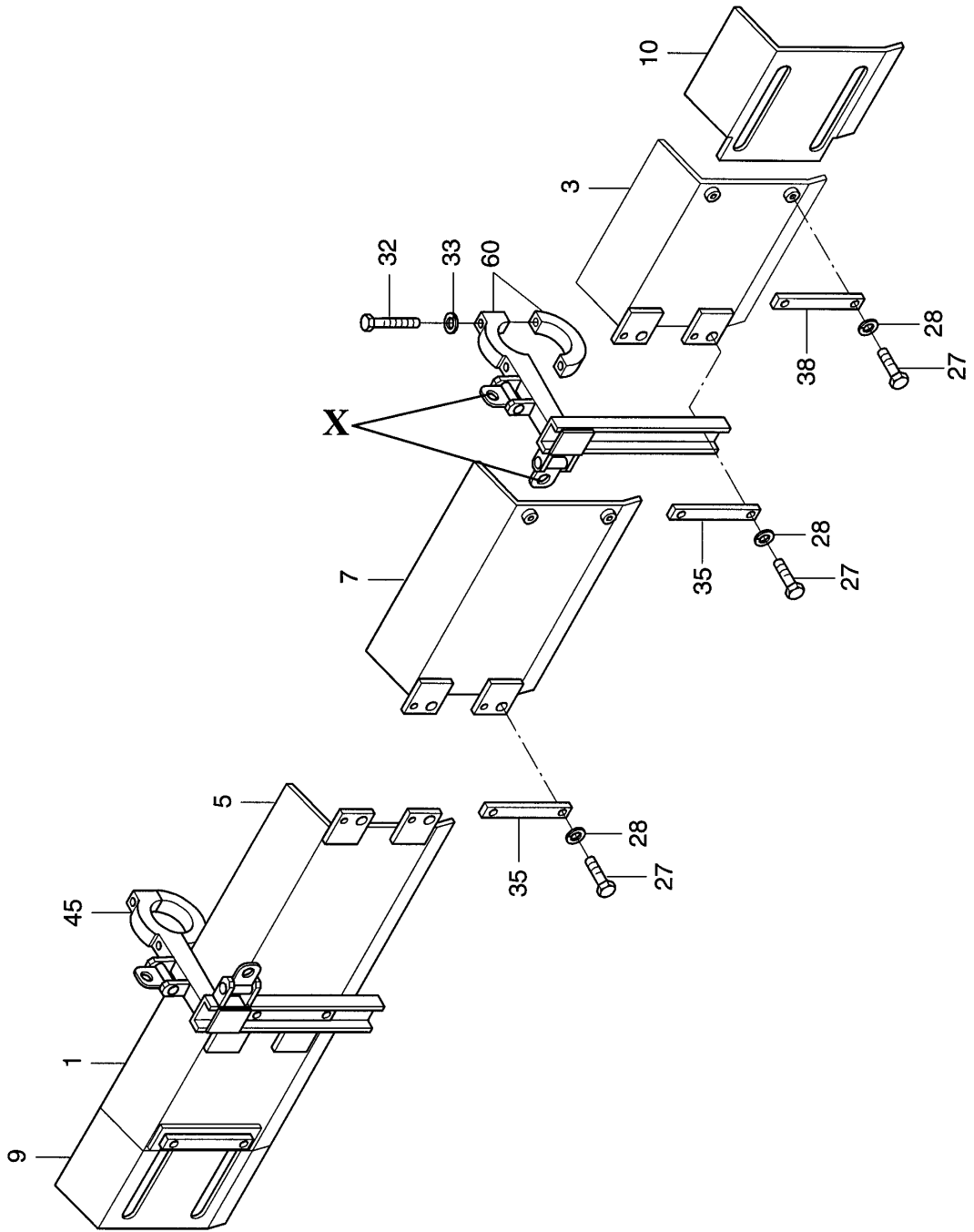
Pos. Item	Best.-Nr. Part No.	Anz. Qty.	Beschreibung Description	Bemerkung Note
1	880183001	1	Guide plate, compl. right	
2	880183017	1	Guide plate, compl. left	
3	880183009	1	Guide plate, compl. right	
4	880183025	1	Guide plate, compl. left	
5	880183062	1	Guide plate, right	
6	880183063	1	Guide plate, left	
7	756184113	1	Support, right compl.	
8	756184119	1	Support, left compl.	
9	500194	12	Screw	
10	49900032	12	Screw retention	
11	938111734	4	Hex. screw	
12	49900008	4	Screw retention	
13	880183049	4	Packing plate	
14	880183066	2	Clamping piece	
15	756181900	X	Auger, left compl.	290 mm
16	756182000	X	Auger, right compl.	290 mm
17	756182100	X	Auger, left compl.	434 mm
18	756182200	X	Auger, right compl.	434 mm
19	756182300	X	Auger 868 mm, left	
20	756182400	X	Auger 868 mm, right	
21	756182711	X	Wear part, left	
22	937634274	X	Countersunk screw	
23	928847	X	Hex. nut	
24	49900025	X	Screw retention	
25	756182811	X	Wear part, right	

Extension mounts

756-11121



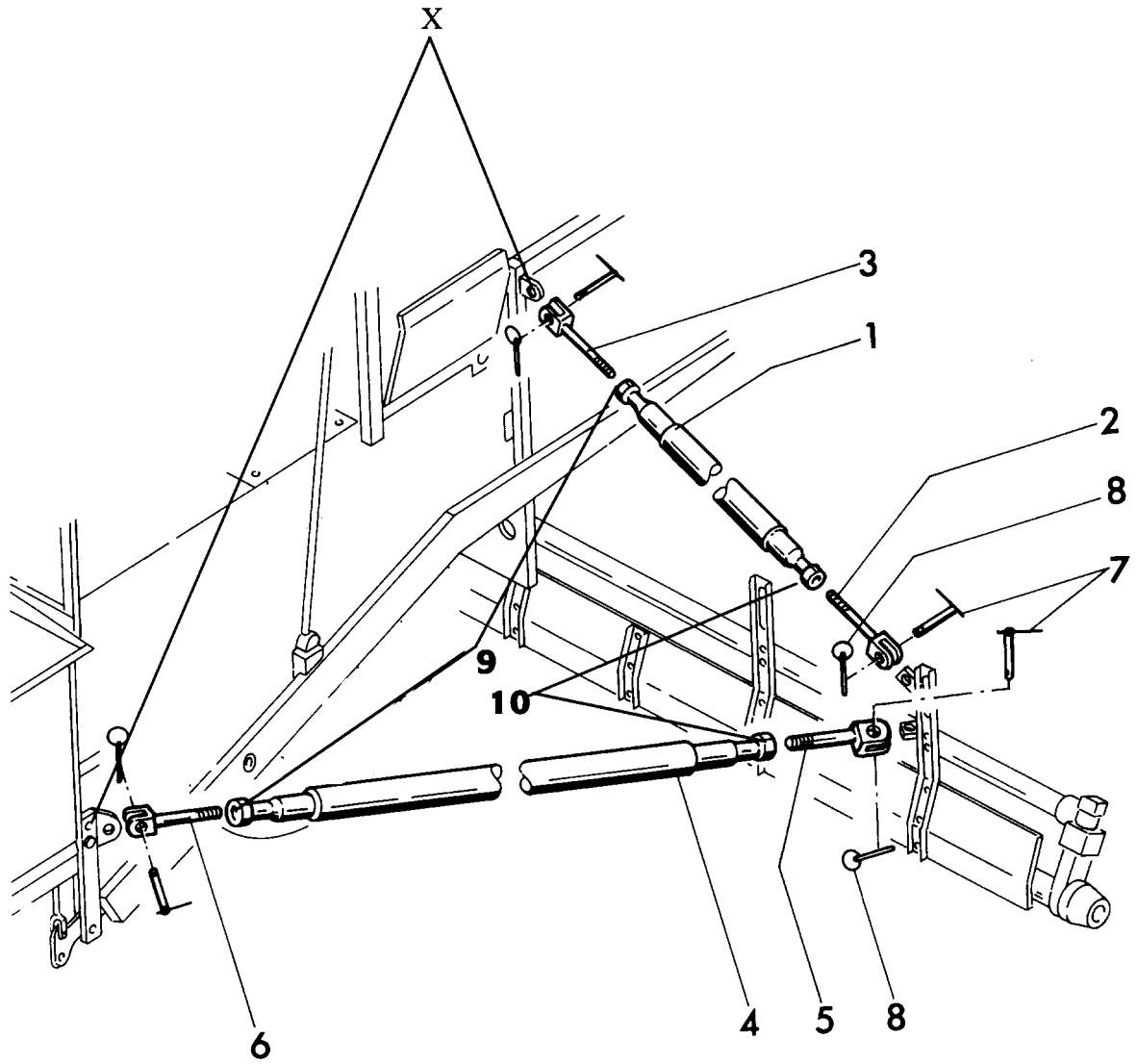
Pos. Item	Best.-Nr. Part No.	Anz. Qty.	Beschreibung Description	Bemerkung Note
1	961136205	2	Screwing	
2	754180506	1	Grease pipeline, left	
3	961134205	2	Screwing	
4	960993190	2	Intermediate piece	
5	960969220	2	Hose holder	
6	935513220	2	Grease nipple	
7	754180516	1	Grease pipeline, right	
Grease pipelines				754-11150



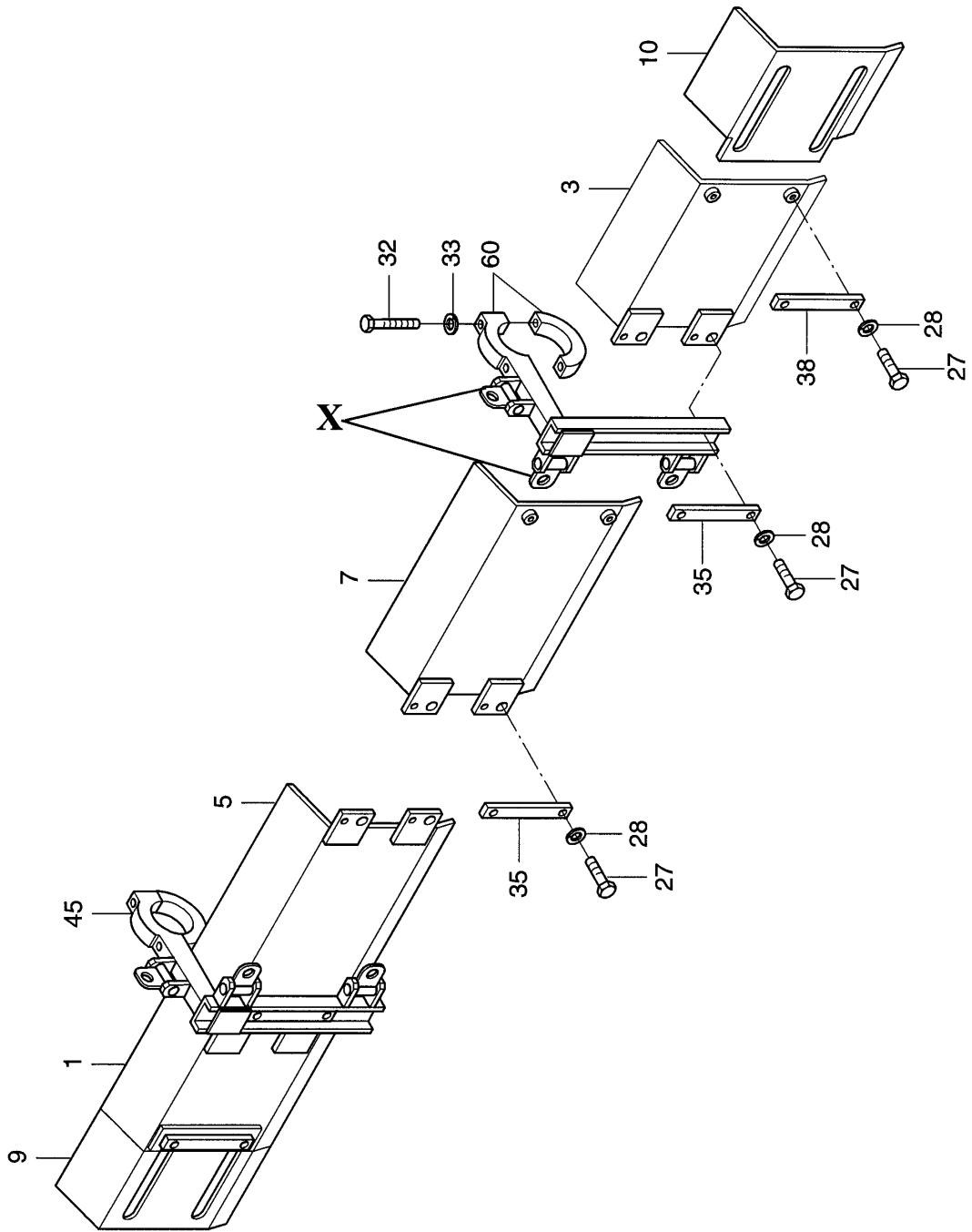
Pos. Item	Best.-Nr. Part No.	Anz. Qty.	Beschreibung Description	Bemerkung Note
1	880183001	1	Guide plate, compl. right	
3	880183017	1	Guide plate, compl. left	
5	880183009	1	Guide plate, compl. right	
7	880183025	1	Guide plate, compl. left	
9	880183062	1	Guide plate, right	
10	880183063	1	Guide plate, left	
27	500194	12	Screw	
28	49900032	12	Screw retention	
32	938111734	4	Hex. screw	
33	49900008	4	Screw retention	
35	880183049	4	Packing plate	
38	880183066	2	Clamping piece	
45	756184345	1	Support, right compl.	
60	756184360	1	Support, left compl.	
X	722902600		Auger support	

Material guide from 7 m

756-11160



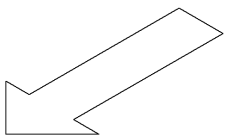
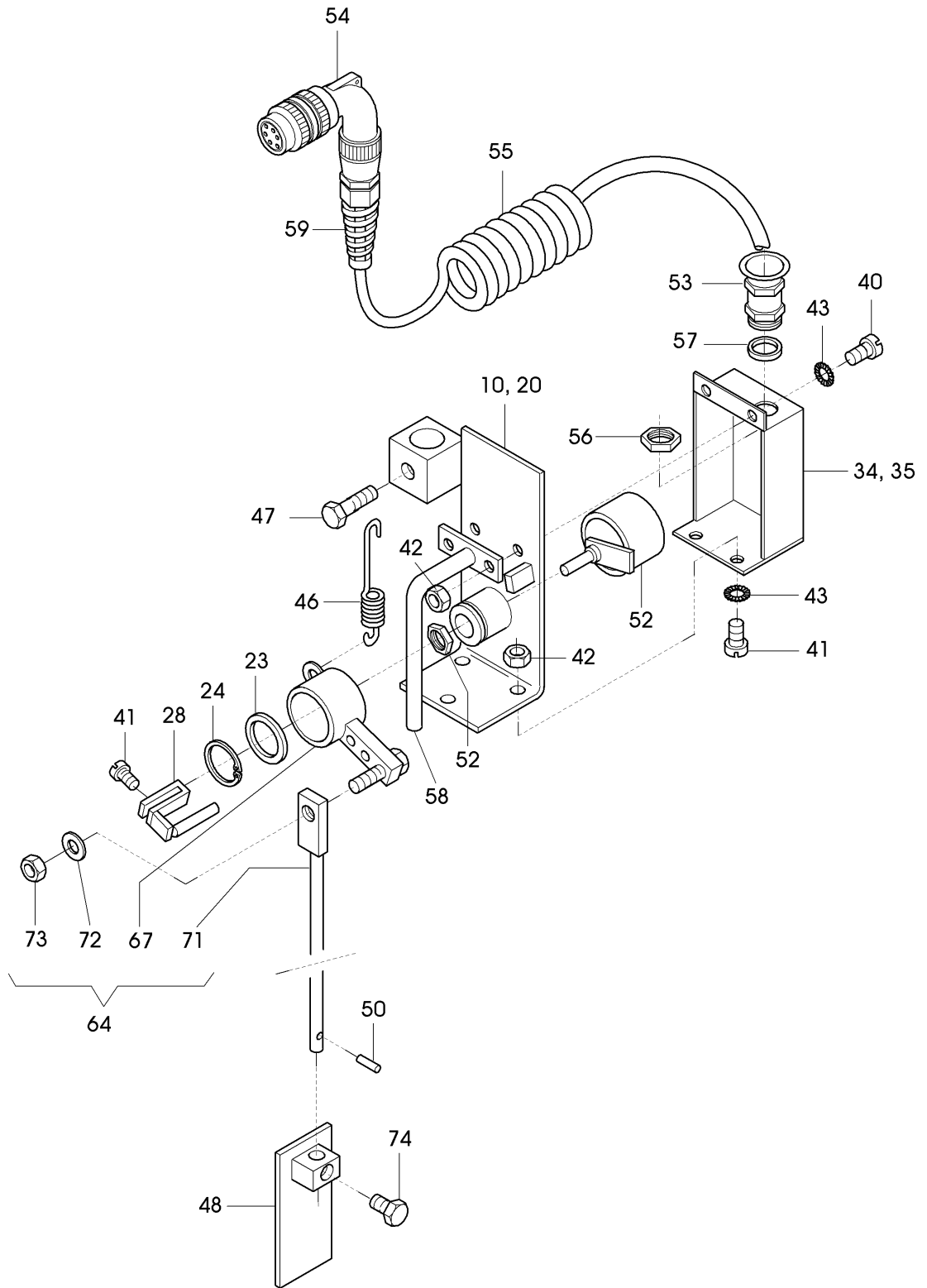
Pos. Item	Best.-Nr. Part No.	Anz. Qty.	Beschreibung Description	Bemerkung Note
1	857903111	1	Adjustable rod	1800 lg
2	570130608	1	Fork head left	
3	570130609	1	Fork head right	
A	722902620	1	Adjustable rod	
4	722902621	1	Adjustable rod	
5	570130608	1	Fork head left	
6	570130609	1	Fork head right	
7	990020153	4	Socket pin	
8	930290105	4	Hinged split pin	
9	938190026	2	Hex. nut	
10	938190495	2	Nut	
X	772010553	2	Strap	
A) to consist of Pos. 4-6, 9+10				
Auger support				722902600



Pos. Item	Best.-Nr. Part No.	Anz. Qty.	Beschreibung Description	Bemerkung Note
1	880183001	1	Guide plate, compl. right	
3	880183017	1	Guide plate, compl. left	
5	880183009	1	Guide plate, compl. right	
7	880183025	1	Guide plate, compl. left	
9	880183062	1	Guide plate, right	
10	880183063	1	Guide plate, left	
27	500194	12	Screw	
28	49900032	12	Screw retention	
32	938111734	4	Hex. screw	
33	49900008	4	Screw retention	
35	880183049	4	Packing plate	
38	880183066	2	Clamping piece	
45	756184445	1	Support, right compl.	
60	756184460	1	Support, left compl.	
X			Support	

Material guide from 8 m

756-11161



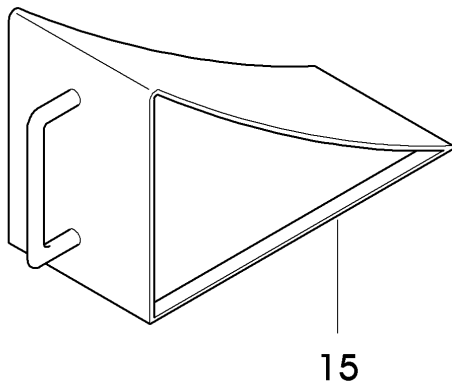
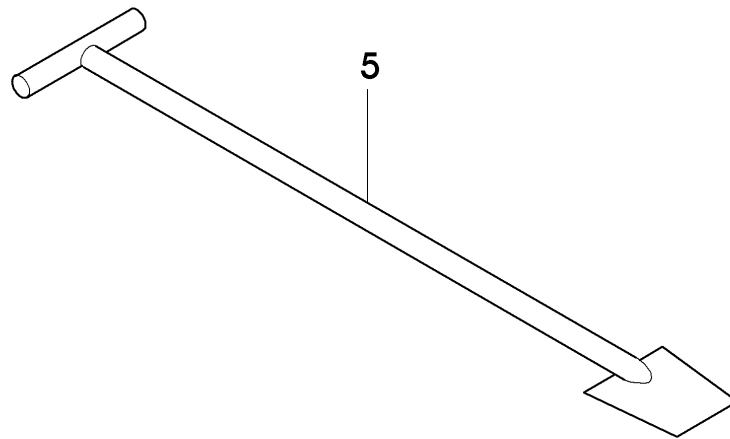
Pos. Item	Best.-Nr. Part No.	Anz. Qty.	Beschreibung Description	Bemerkung Note
	635189800	1	Limit switch compl., left (Poti)	
	635189900	1	Limit switch compl., right (Poti)	
10	862189210	1	Console, left	
20	862189310	1	Console, right	
23	862189223	1	Distance washer	
24	936001996	1	Circlip ring	
28	862189228	1	Carrier	
34	862189234	1	Cover cap, left	
35	862189334	1	Cover cap, right	
40	533027	2	Screw	
41	533025	2	Screw	
42	938191013	3	Nut	
43	938900516	3	Washer	
46	930577978	1	Tension spring	
47	500048	2	Screw	
48	862189066	1	Buffer plate	
50	629008	1	Clamping sleeve	
52	977189801	1	Potentiometer, compl.	
53	977416579	1	Cable screwing	
54	977479662	1	Elbow plug	6pin
55	977374135	1	Cable	
56	977416513	1	Nut	
57	977416414	1	Sealing washer	
58	862189258	1	Protecting cage	
59	977467121	1	Cable bushing	
64	862189264	1	Lever, compl.	
7	862189265	1	Lever part	
*1	862189270	1	Lever part	
*2	600008	1	Washer	
*3	928847	1	Hex. nut	
74	500048	1	Screw	
			—	25.06.07 BG
	*) Available as single part			

Limit Switch Potentiometer

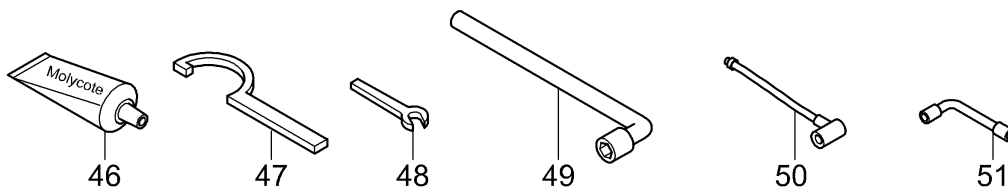
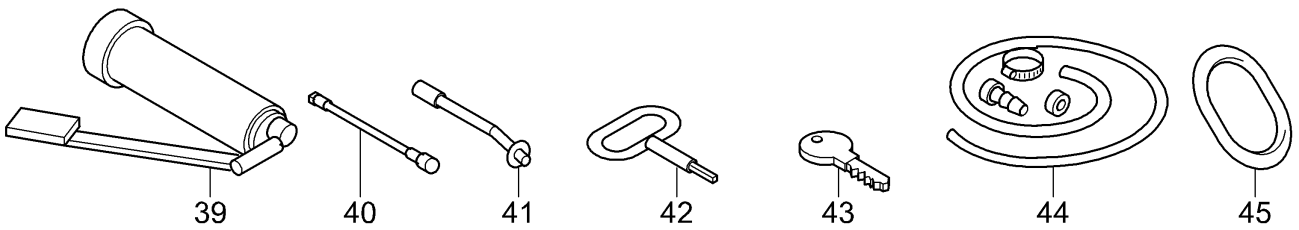
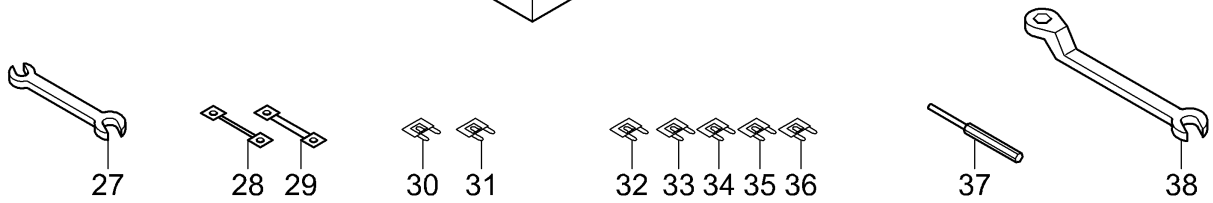
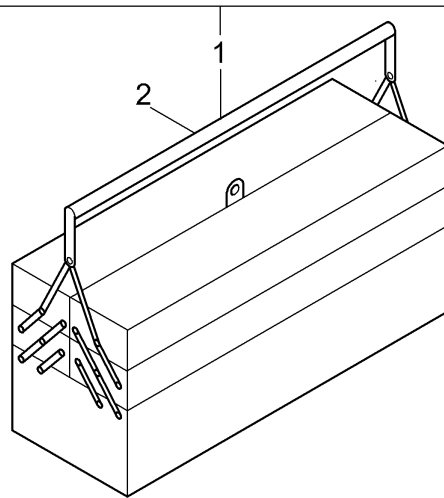
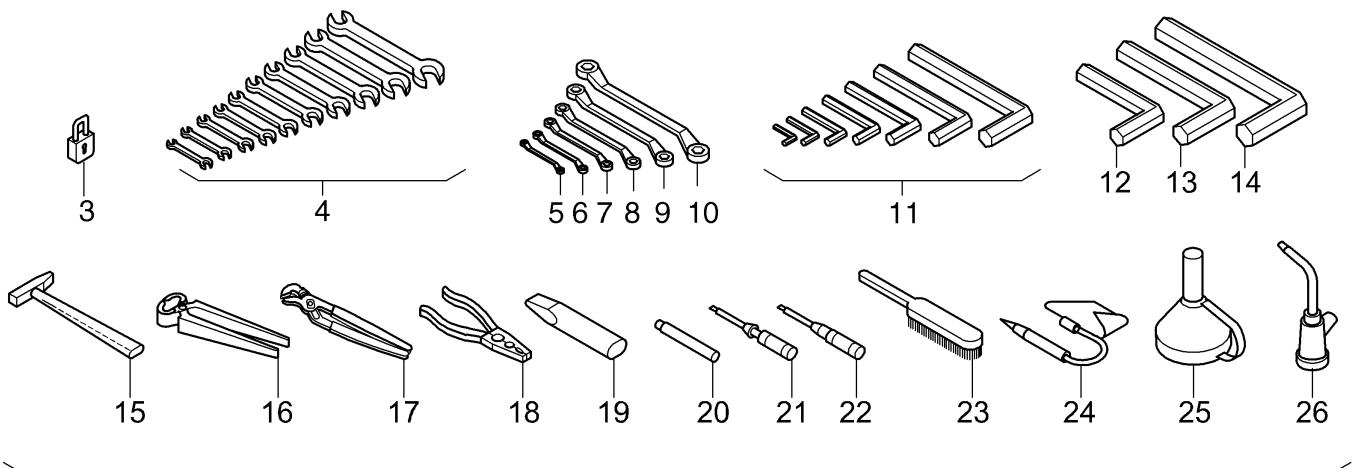
635-11200

Pos. Item	Best.-Nr. Part No.	Anz. Qty.	Beschreibung Description	Bemerkung Note
1	634-12135	1	Accessories	
2	654-12150	1	Tools	
3	634-12310A	1	Decals	

Grp. 12, Tools, signs and decals

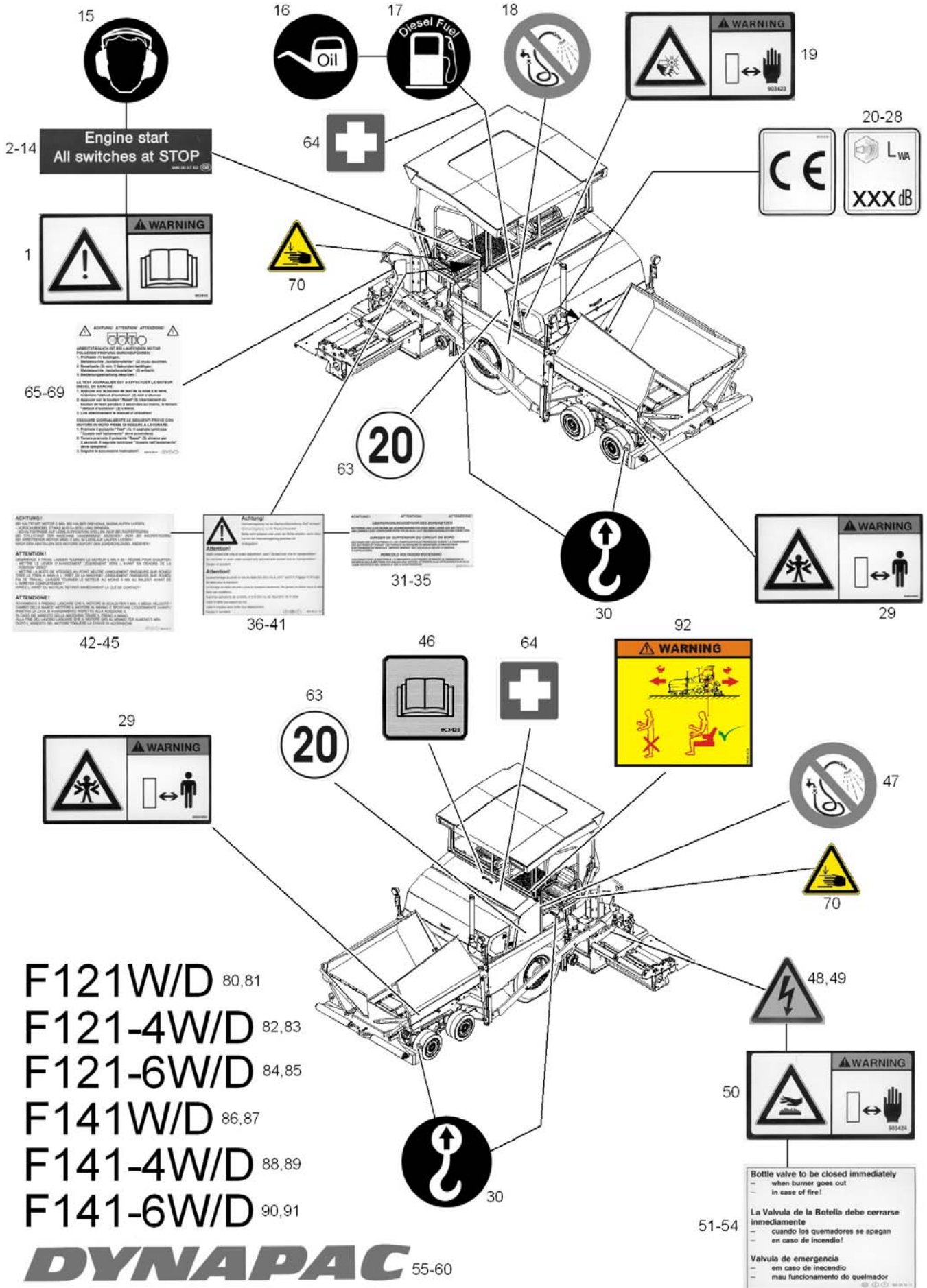


Pos. Item	Best.-Nr. Part No.	Anz. Qty.	Beschreibung Description	Bemerkung Note
	634120000		Accessories	
5	30001177	1	Tar spatual	
15	864120660	1	Packing wedge	
			—	08.05.08 BG
Accessories				634-12135



Pos. Item	Best.-Nr. Part No.	Anz. Qty.	Beschreibung Description	Bemerkung Note
	654120000		Tools	
1	956189850	1	Tool box, compl.	Part 2-26
2	956189520	1	Tool box	
3	956185814	2	Padlock	
4	956127164	1	Set open-end wrench	
5	956160560	1	Ring key	
6	956160570	1	Ring key	
7	956160640	1	Ring key	
8	956160720	1	Ring key	
9	956160820	1	Ring key	
10	956160920	1	Ring key	
11	956133010	1	Set of hex. screw drivers	
12	956132912	1	Hex. screw driver	
13	956132914	1	Hex. screw driver	
14	956132917	1	Hex. screw driver	
15	956128550	1	Hammer	
16	956138220	1	Pliers	
17	965188550	1	Multiple slip-point gripping pliers	
18	956138620	1	Combination pliers	
19	956122540	1	Flat chisel	
20	956114006	1	Mandrel	
21	956169230	1	Screwdriver	
22	956169380	1	Electric screwdriver	
23	956114105	1	Brush	
24	956157520	1	Test lamp	
25	956178280	1	Funnel	
26	956153510	1	Oil can	
27	956124530	1	Open-end wrench	
28	977453072	1	Fuse	
29	977453076	1	Fuse	100 Amp.
30	977454248	5	Fuse	1 Amp.
31	977454249	5	Fuse	2 Amp.
32	977454250	5	Fuse	3 Amp.
33	977454252	5	Fuse	5 Amp.
34	977454253	5	Fuse	7,5 Amp.
35	977454254	5	Fuse	10 Amp.
36	977454255	5	Fuse	15 Amp.
37	956165520	1	Split pin driver	
38	956124830	1	Open-end ring wrench	
39	956121090	1	Pressure grease gun	
40	956121115	1	Hose with high pressure nipple	
41	956115420	1	Tube for grease gun	
42	956114040	1	Punch key	
43	956194331	1	Key	
44	864120636	1	Drain line	
45	930118502	1	Suspension link	
Tools				654-12150

Pos. Item	Best.-Nr. Part No.	Anz. Qty.	Beschreibung Description	Bemerkung Note
46	956946590	1	Tube of Molykote	50 gr.
47	956136515	1	Jaw key	
48	956124600	1	Open-end wrench	
49	956162000	1	Whell screw wrench	
50	956121120	1	Hose for grease gun	
51	956169391	1	Hex. screw driver	
Tools				654-12150



Pos. Item	Best.-Nr. Part No.	Anz. Qty.	Beschreibung Description	Bemerkung Note
1	956045000	1	Warning plate	
2	990000752	1	Engine start	GB
3	990000252	1	Engine start	D
4	990001252	1	Engine start	F
5	990002352	1	Engine start	E
6	990001752	1	Engine start	I
7	990004252	1	Engine start	DK
8	990002752	1	Engine start	PT
9	990004752	1	Engine start	NL
10	990003252	1	Engine start	S
11	990003752	1	Engine start	N
12	990005752	1	Engine start	B (F)
13	990006252	1	Engine start	B (Fäm)
14	990005252	1	Engine start	FIN
15	956044500	1	Ear protection	
16	990000217	1	Note shield oil	
17	990000215	1	Note shield fuel	
18	956052003	2	Label	
19	956045300	1	Warning plate	
20	956053065	1	Decal, noise level	104dB
21	956053066	1	Decal, noise level	105dB
22	956053067	1	Decal, noise level	106dB
23	956053068	1	Decal, noise level	107dB
24	956053069	1	Decal, noise level	108dB
25	956053070	1	Decal, noise level	109dB
26	956053071	1	Decal, noise level	110dB
27	956053072	1	Decal, noise level	111dB
28	956053073	1	Decal, noise level	112dB
29	956044900	1	Warning plate	
30	990000225	1	Decal retaining point	
	956040006	1	Plate retaining point	
31	990000218	1	Warning sign excess voltage	D, F, I
32	990000718	1	Warning sign excess voltage	GB, E, P
33	990003218	1	Warning sign excess voltage	S, N, DK
34	990005218	1	Warning plate	S,N,FIN
35	990004718	1	Warning plate	NL,F,D
36	990000119	1	Note plate Side screem arm lock	D,GB,F
37	990002133	1	Note plate Side screem arm lock	D,E,PT
38	990001633	1	Note plate Side screem arm lock	D,F,I
39	990004633	1	Note plate Side screem arm lock	D,F,NL
40	990004133	1	Note plate Side screem arm lock	S,N,DK
41	990005133	1	Note plate Side screem arm lock	S,N,FIN
42	990000211	1	Note plate Cold Start	D,F,I
43	990000711	1	Note plate Cold Start	GB,E,P
44	990005211	1	Note plate Cold Start	S,N,FIN
45	990003211	1	Note plate Cold Start	S,N,DK

Decals

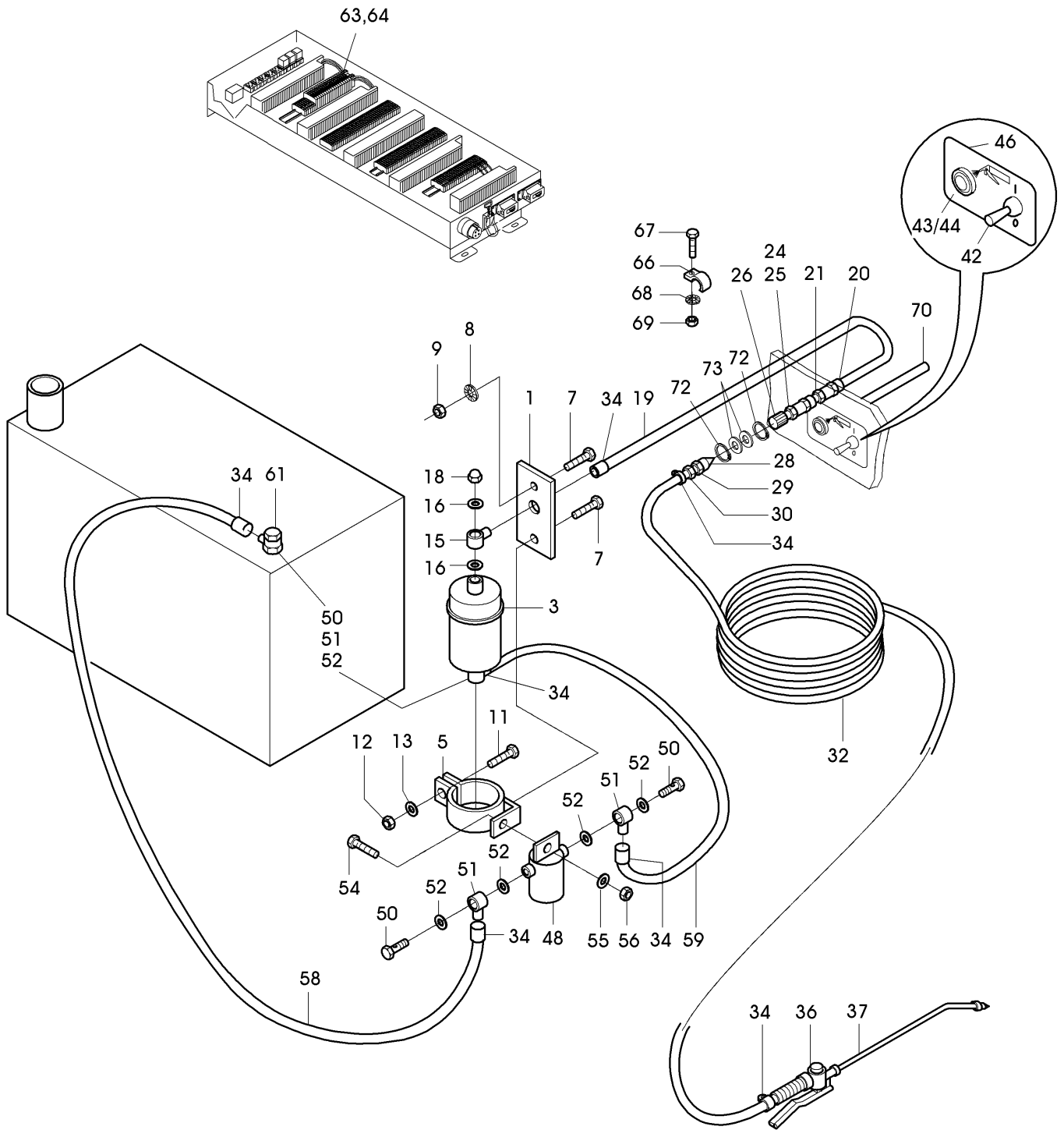
634-12310A

Pos. Item	Best.-Nr. Part No.	Anz. Qty.	Beschreibung Description	Bemerkung Note
46	956045100	1	Decal documentation	
47	956045400	1	Label	
48	956045900	1	Warning plate	50x50
49	956046000	1	Warning plate	25x25
50	956045200	1	Warning plate	
51	990000613	1	Warning plate	GB,E,PT
52	990000113	1	Warning plate	D,F,I
53	990003113	1	Warning plate	S,N,DK
54	990005113	1	Warning plate	S,N,FIN
55	956053123	1	Decal -Dynapac- white	100cm
56	956053124	1	Decal -Dynapac- white	120cm
57	956053125	1	Decal -Dynapac- white	170cm
58	956053126	1	Decal -Dynapac- red	100cm
59	956053127	1	Decal -Dynapac- red	120cm
60	956053128	1	Decal -Dynapac- red	170cm
63	38000502	1	Decal	20kmh
64	38000056	1	Decal, first aid	
65	956053057	1	Warning plate	D,F,I - nur bei Elektrobohle
66	956053058	1	Warning plate	F,NL- nur bei Elektrobohle
67	956053059	1	Warning plate	GB,E,P- nur bei Elektrobohle
68	956053060	1	Warning plate	S,N,DK- nur bei Elektrobohle
69	956053061	1	Warning plate	S,N,FIN- nur bei Elektrobohle
70	956052005	1	Warning plate	
71	956053215	1	Decal white	14,5cm
72	956053216	1	Decal red	14,5cm
80	956053254	1	Decal white	14,5cm
81	956053255	1	Decal red	14,5cm
82	956053256	1	Decal white	14,5cm
83	957053257	1	Decal red	14,5cm
84	957053258	1	Decal white	14,5cm
85	957053259	1	Decal red	14,5cm
86	958053260	1	Decal white	14,5cm
87	958053261	1	Decal red	14,5cm
88	958053262	1	Decal white	14,5cm
89	959053263	1	Decal red	14,5cm
90	959053264	1	Decal white	14,5cm
91	956053265	1	Decal red	14,5cm
92	956052029	1	Warning plate	
			-	25.06.2007 TH

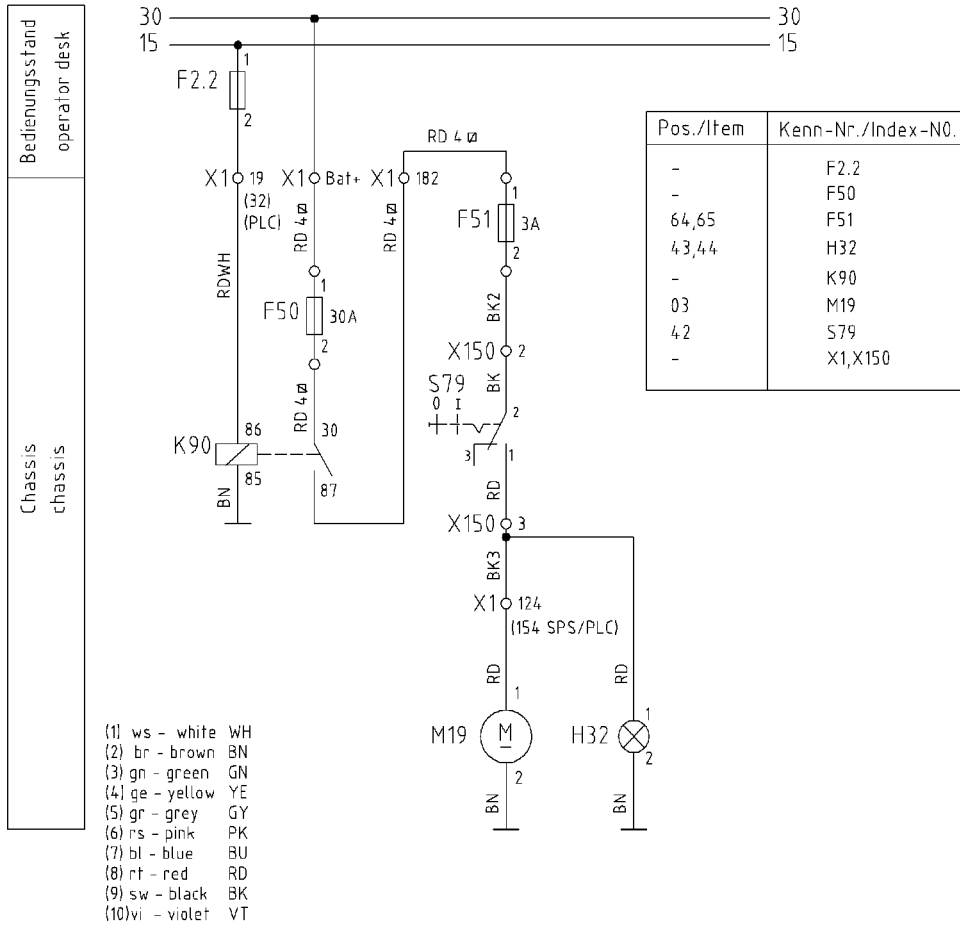
Decals

634-12310A

Pos. Item	Best.-Nr. Part No.	Anz. Qty.	Beschreibung Description	Bemerkung Note
1	634-13032	1	Diesel spray equipment	
2	654-13102A	1	Weather protection roof	
Grp. 13, Option, Special Equipment				



Stromversorgung für Zusatzfunktionen power supply for additional functions	Dieselsprüh Diesel spray
---	-----------------------------



Pos./Item	Kenn-Nr./Index-N0.
-	F2.2
-	F50
64,65	F51
43,44	H32
-	K90
03	M19
42	S79
-	X1,X150

unbemaßte Kabel 1...1,5 \varnothing
undimensioned cable 1...1,5 \varnothing

Plan gilt f. Masch.: Rad- u. Ketten-Fertiger, konventionell u. SPS, QSB
Diagram for mach.: Wheel and crawler paver, conventional and PLC, QSB

gemeinsamer Masseanschluß
auf Klemmleiste at terminal board

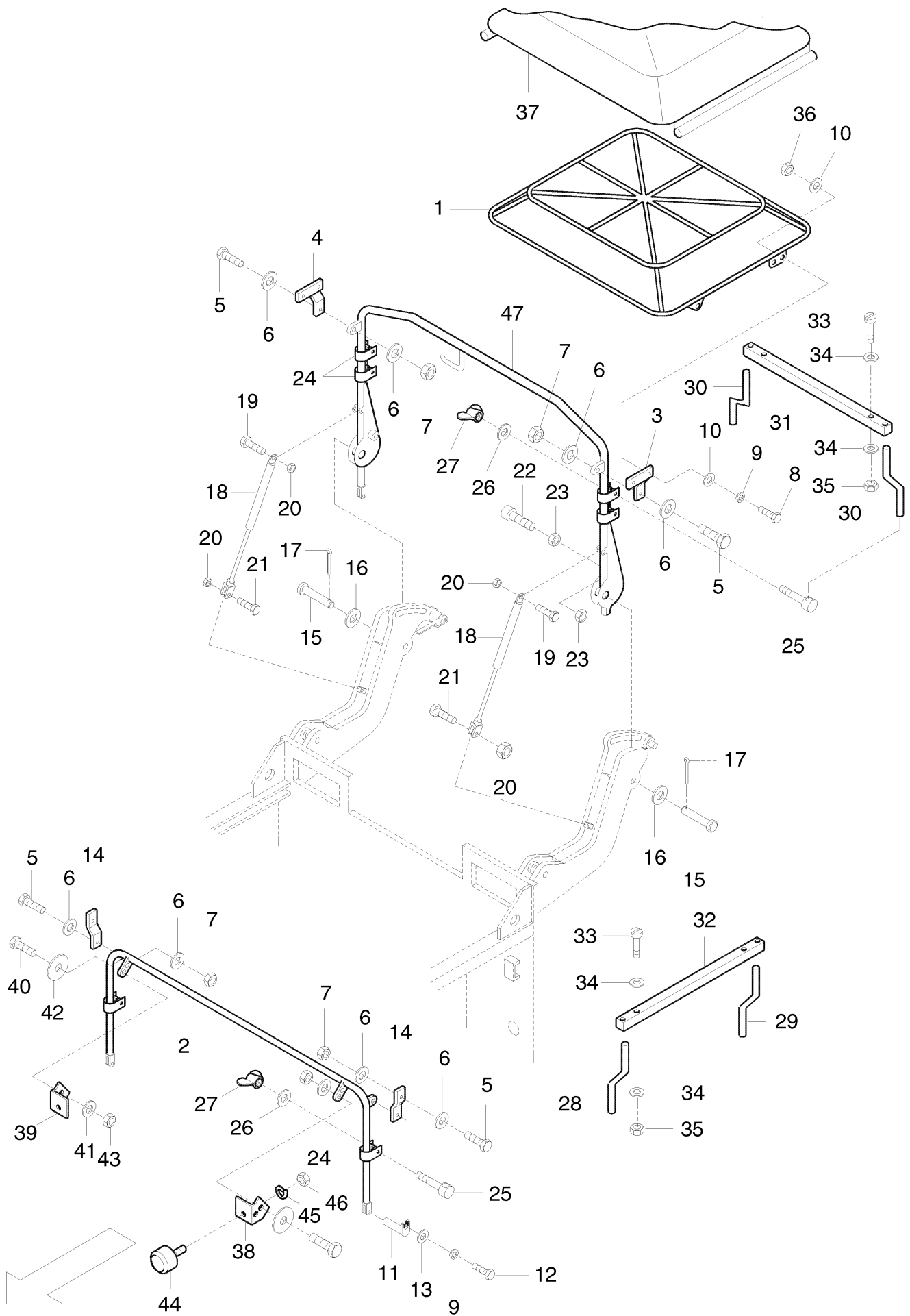
754901341

Pos. Item	Best.-Nr. Part No.	Anz. Qty.	Beschreibung Description	Bemerkung Note
	634901000		Diesel spray equipment	
1	634901005	1	Pump holder	
3	967312011	1	Diesel pump	
7	500021	2	Screw	
8	49900161	2	Screw retention	
9	570005	2	Nut	
11	500138	1	Hex. screw	
12	570005	1	Nut	
13	49900161	1	Screw retention	
15	930409015	1	Ring parts	
16	932702321	2	Cu-seal ring	
18	939739091	1	Cap nut	
19	930667500	1	Hose	X m
20	665404	1	Smash connection	
21	961983605	1	Reduction union	
24	961906008	1	Bulk head union	
25	932206067	1	O-ring	
26	933538630	1	Coupling sleeve	
28	933539226	1	Coupling plug	
29	932206067	1	O-ring	
30	935555248	1	Threaded socket	
32	930667500	1	Hose	X m
34	953502699	8	Hose cap	
36	956168654	1	Quick actuating valve	
37	956166675	1	Spraying pipe	
_01	956192420	1	_Nozzle	
40	754901340	1	Circuit diagram	
41	754901341	1	Circuit diagram	
42	977532017	1	Toggle switch	
43	977800203	1	Indicator lamp, yellow	
44	977335752	1	Bulb	
46	990000932	1	Label	
48	900505841	1	Fuel filter	
_01	900505514	1	_Filter element	
_02	900505733	1	_Sealing washer	
50	939210008	3	Hollow screw	
51	665683	4	Ring stud	
52	932702323	8	Sealing	
54	500014	1	Hex. screw	
55	49900080	1	Screw retention	
56	570004	1	Hex. nut	
58	930667500	1	Hose	X m
59	930667500	1	Hose	X m
61	866901390	1	Suction stud	
63	977455711	1	Fuse box	
64	977454250	1	Fuse	3 Amp.

Diesel spray equipment

634-13032

Pos. Item	Best.-Nr. Part No.	Anz. Qty.	Beschreibung Description	Bemerkung Note
65	977425101	1	Fuse terminal	
66	934362095	1	Clip	
67	500013	1	Hex. screw	
68	49900080	1	Screw retention	
69	570004	1	Hex. nut	
70	754901370	1	Cable harness	
71	754901371	1	Cable harness	
72	936001864	2	Circlip	
73	932100682	2	Shim	
			–	15.05.08 BG
Diesel spray equipment				634-13032

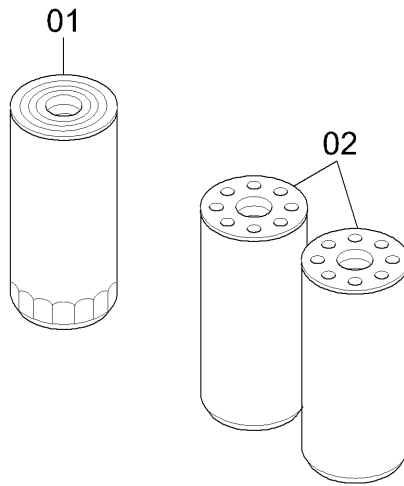


Pos. Item	Best.-Nr. Part No.	Anz. Qty.	Beschreibung Description	Bemerkung Note
	654902400		Weather protection roof	Standard rot, red
	689092		Weather protection roof	Sonderfarben / Special colors
1	864902511	1	Frame	
2	20007543	1	Bracket assy, front	
3	654902428	1	Holder, rear left	
4	654902424	1	Holder, rear right	
5	938150871	6	Hex. screw	
6	600011	10	Washer	
7	938481012	8	Safety nut	
8	500193	4	Hex. screw	
9	49900032	6	Screw retention	
10	600008	4	Washer	
11	20005505	2	Bolt	
12	500048	2	Screw	
13	600009	2	Washer	
14	654902422	2	Holder, front	
15	30014655	2	Pin for cylinder	
16	600020	2	Washer	
17	630028	2	Split pin	
18	930220835	2	Pneumatic spring	760 N
19	500021	2	Screw	
20	938481008	4	Nut	
21	500025	2	Hex. screw	
22	508035	2	Cylinder screw	
23	938190520	4	Nut	
24	654902433	6	Clip	
25	654902439	6	Bolt	
26	600008	6	Washer	
27	582001	6	Wing nut	
28	866902059	2	Rod	
29	866902087	2	Rod	
30	866902063	2	Rod	
31	870152060	1	Brace	
32	870152058	2	Brace	
33	936750227	6	Flat head screw	
34	600002	12	Washer	
35	938190512	6	Nut	
36	928849	4	Nut	
37	654902447	1	Awning	Standard rot, red
	953357135	1	Awning	Sonderfarben / Special colors
38	654902456	1	Support, left	
39	654902457	1	Support, right	
40	500029	4	Screw	
41	600008	2	Washer	
42	939570516	2	Washer	
43	928847	4	Hex. nut	
Weather protection roof				654-13102A

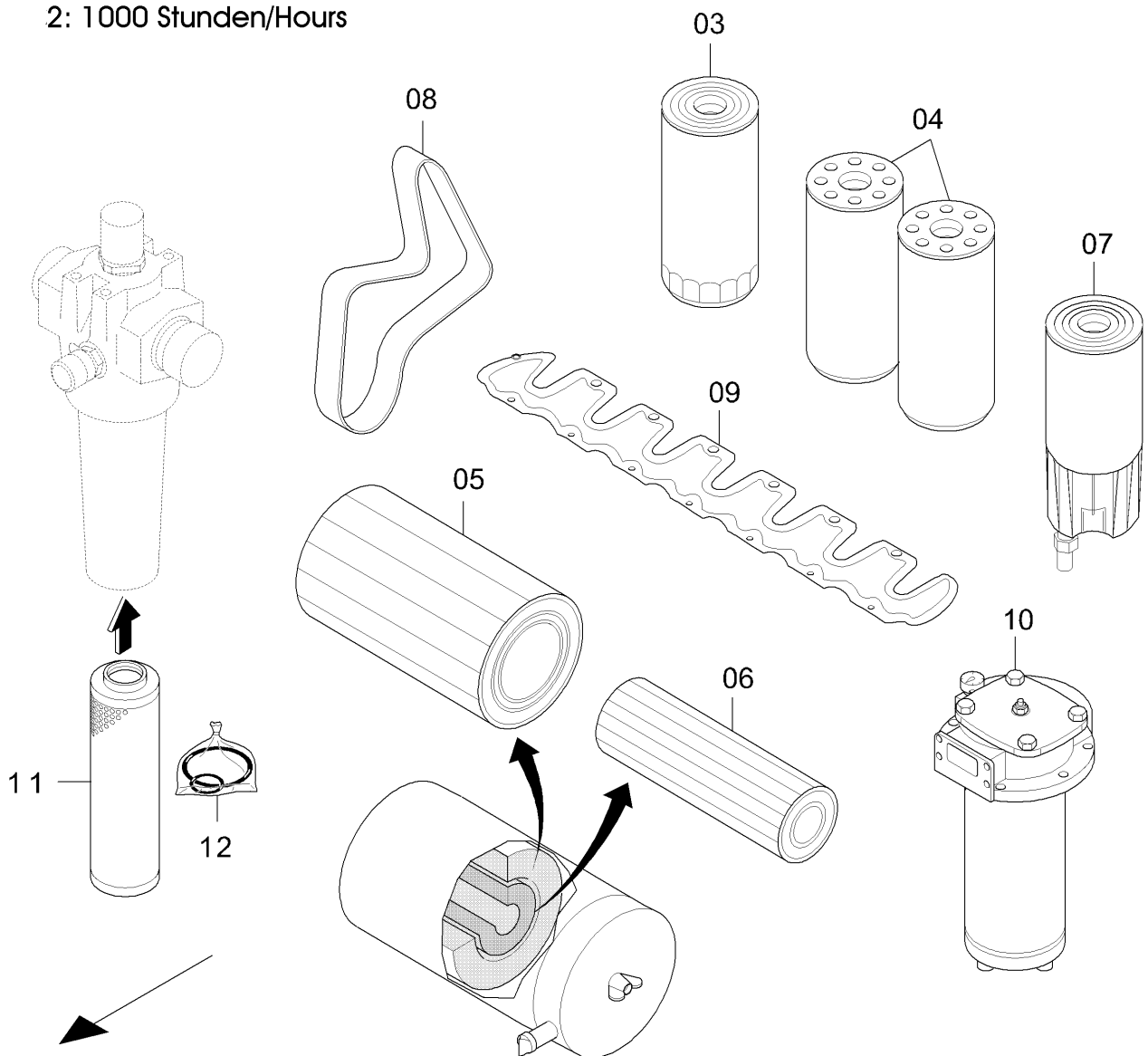
Pos. Item	Best.-Nr. Part No.	Anz. Qty.	Beschreibung Description	Bemerkung Note
44	930458210	2	Buffer	
45	49900161	2	Screw retention	
46	929233	2	Nut	
47	2000 7568	1	Holder, rear	
			–	ST 30.06.2008
Weather protection roof				654-13102A

Pos. Item	Best.-Nr. Part No.	Anz. Qty.	Beschreibung Description	Bemerkung Note
			Wear part kits, maintenance kits	
1	634-14101	1	Maintenance kit, Deutz, 6-Cylinder	
3	299-05001	1	Wear part kit conveyor plates	
4	299-05003	1	Wear part kit conveyor drive	
5	299-05005	1	Wear part kit roof profile	
6	299-05007	1	Wear part kit conveyor chain	
7	299-11001	1	Wear part kit auger	
			–	ST 07.07.2008
Grp. 14, Wear part- and maintenance kits				

1: 100/500 Stunden/Hours



2: 1000 Stunden/Hours



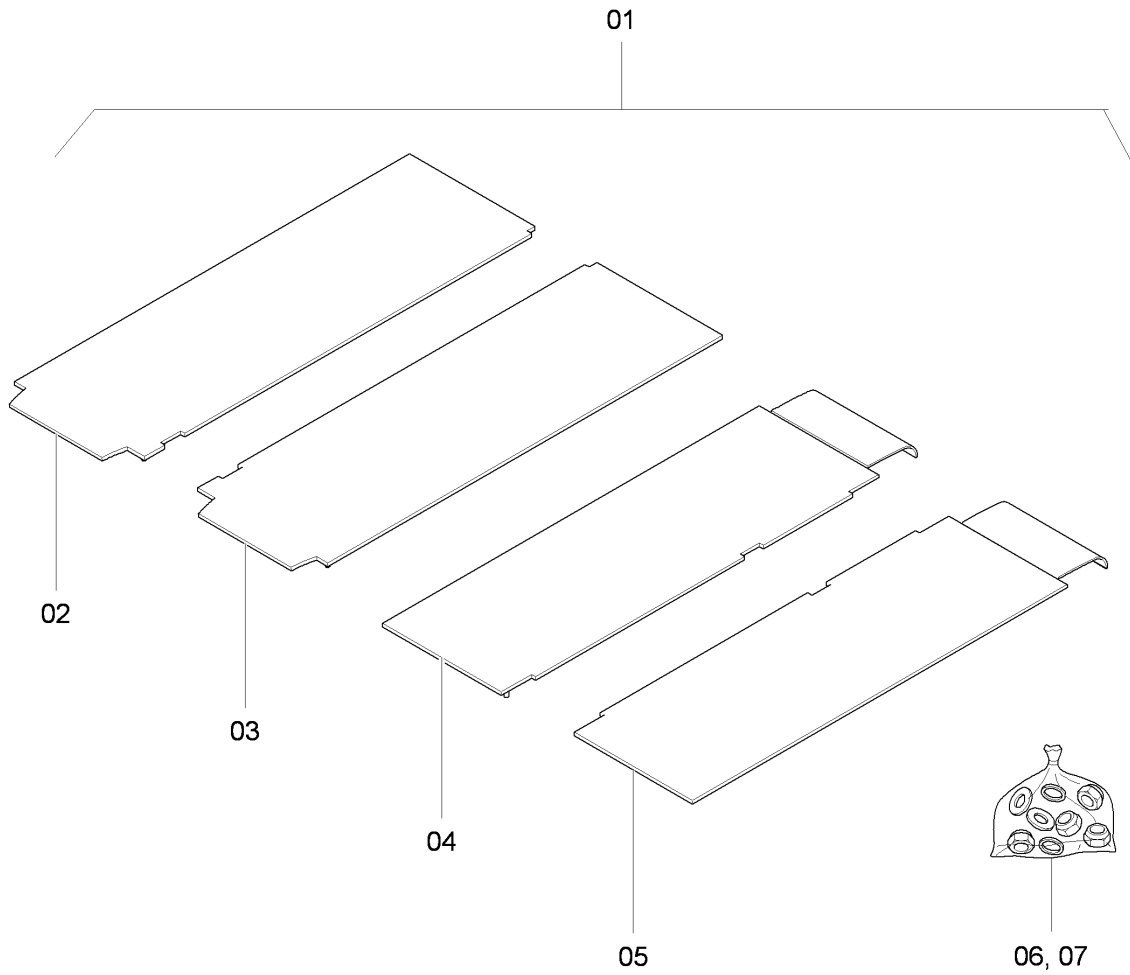
TCD-2013LO62V

Pos. Item	Best.-Nr. Part No.	Anz. Qty.	Beschreibung Description	Bemerkung Note
	691333	1	1. Maintenance Kit	100/500 h
1	903942	1	Oil filter	
2	900505666	2	Fuel filter	
	299000751	1	2. Maintenance Kit	1000 h
3	903942	1	Oil filter	
4	900505666	2	Fuel filter	
5	964321640	1	Air filter element, outside	
6	964325720	1	Air filter element, inside	
7	900509801	1	Pre-fuel filter, filter element	
8		1	Belt	
9	900509805	1	Gasket, valve cover	
10	964350869	1	Filter element	
11	964544269	1	Filter cartridge	
12	932786550	1	Seal kit	
			–	15.10.2007 TH

Maintenance kit, Deutz, 6-Cylinder

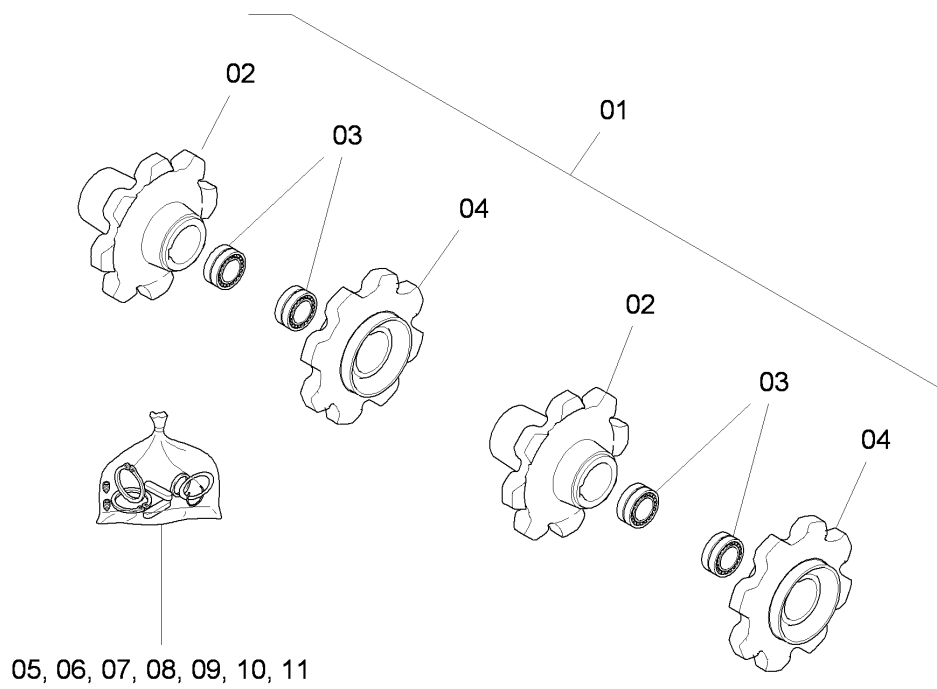
634-14101

Lattenrostblechsatz
Coveyor plates kit



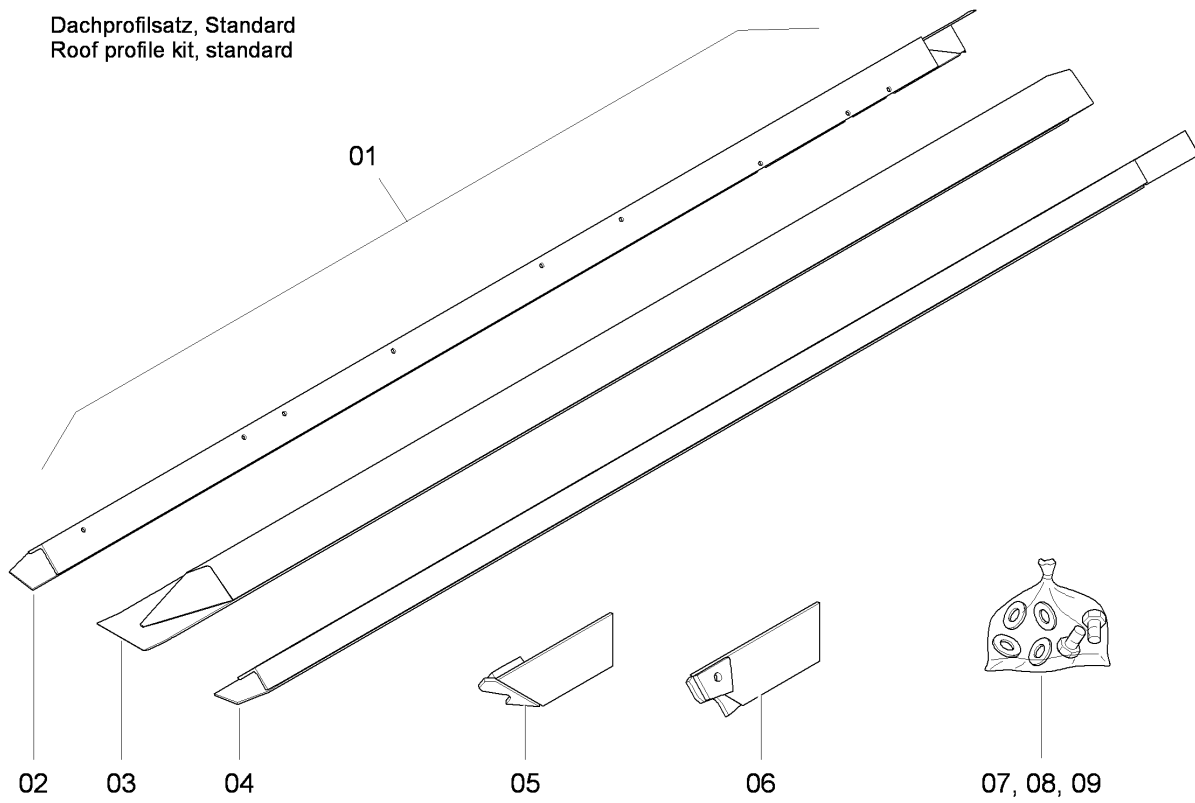
Pos. Item	Best.-Nr. Part No.	Anz. Qty.	Beschreibung Description	Bemerkung Note
1	299000700		Conveyor plate kit	
2	635062230	1	Conveyor plate, front right	
3	635062235	1	Conveyor plate, front left	
4	635062405	1	Conveyor plate, rear right	
5	635062420	1	Conveyor plate, rear left	
6	939130018	8	Washer	
7	938480512	8	Hex. nut	
			–	ST 04.07.2008
Wear part kit conveyor plates				299-05001

Lattenrostantriebssatz
Conveyor drive kit

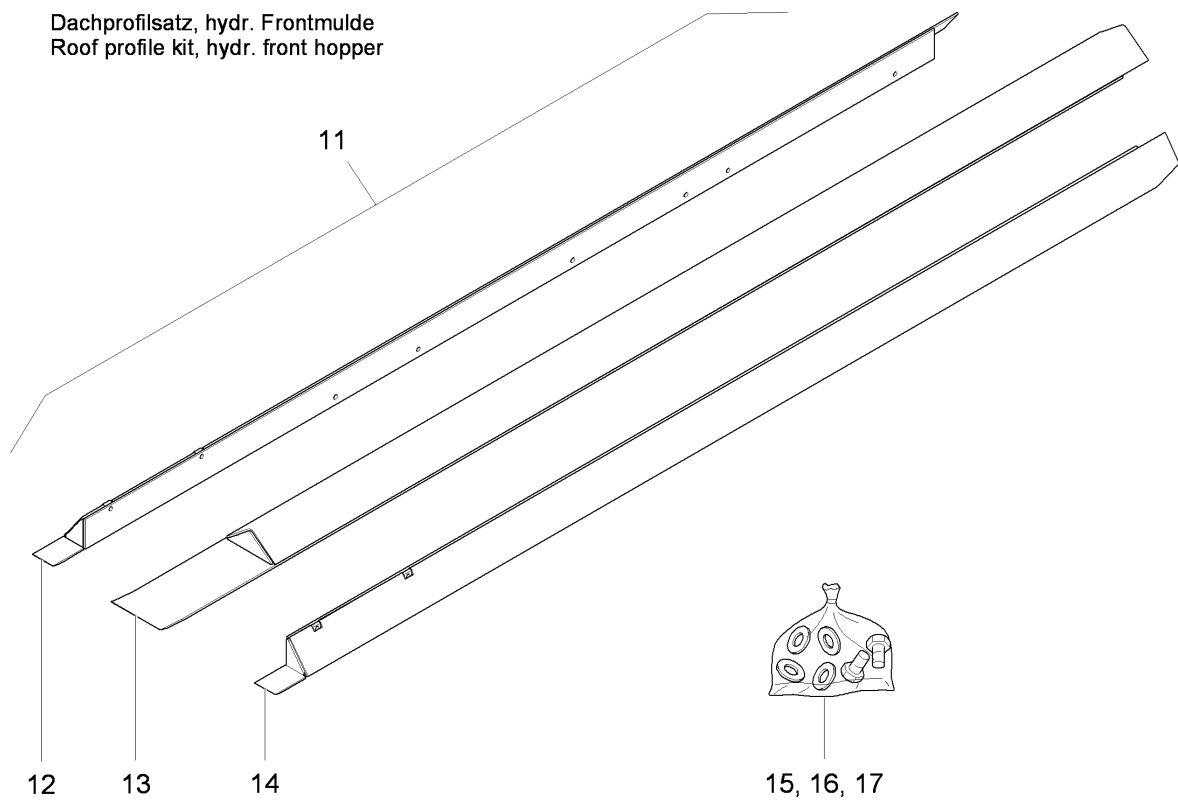


Pos. Item	Best.-Nr. Part No.	Anz. Qty.	Beschreibung Description	Bemerkung Note
1	299000697		Conveyor drive set	
2	635060716	2	Chain wheel	
3	935011763	2	Roller bearing	
4	770060110	2	Chain wheel	
5	932580716	2	Nilos ring	
6	936030849	2	Circlip	
7	931701634	4	Feather key	
8	931701638	2	Feather key	
9	932820083	2	Circlip	
10	516029	2	Threaded pin	
11	935355064	2	Shaft sealing ring	
			–	ST 12.06.2008
Wear part kit conveyor drive				299-05003

Dachprofilsatz, Standard
Roof profile kit, standard

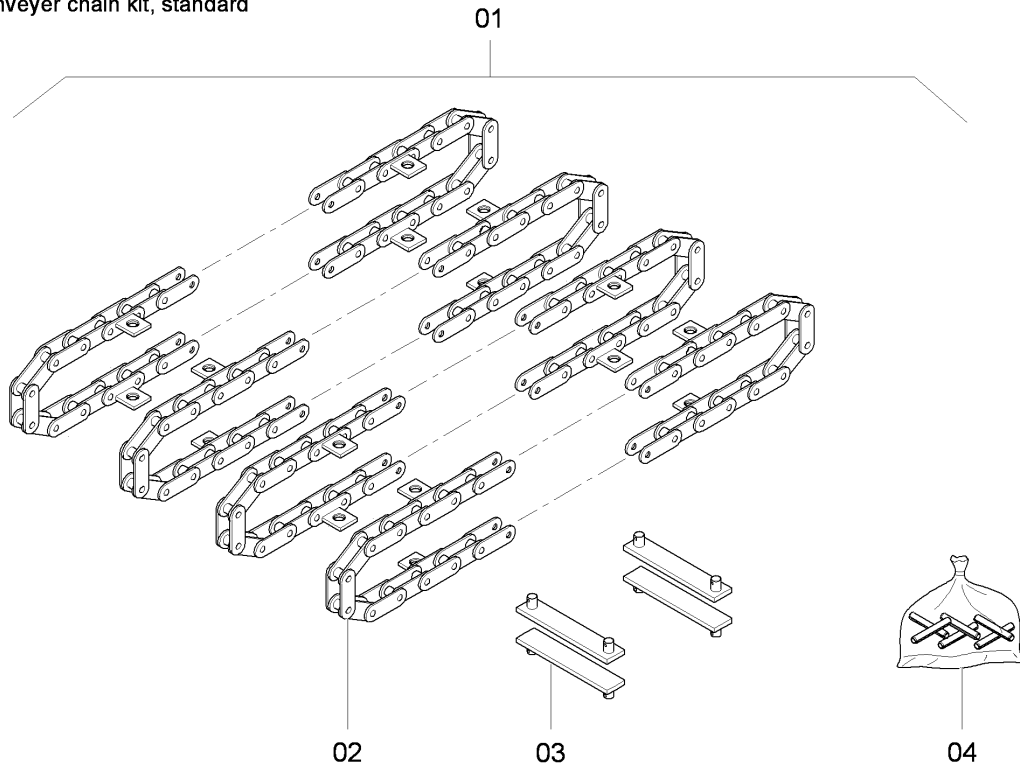


Dachprofilsatz, hydr. Frontmulde
Roof profile kit, hydr. front hopper

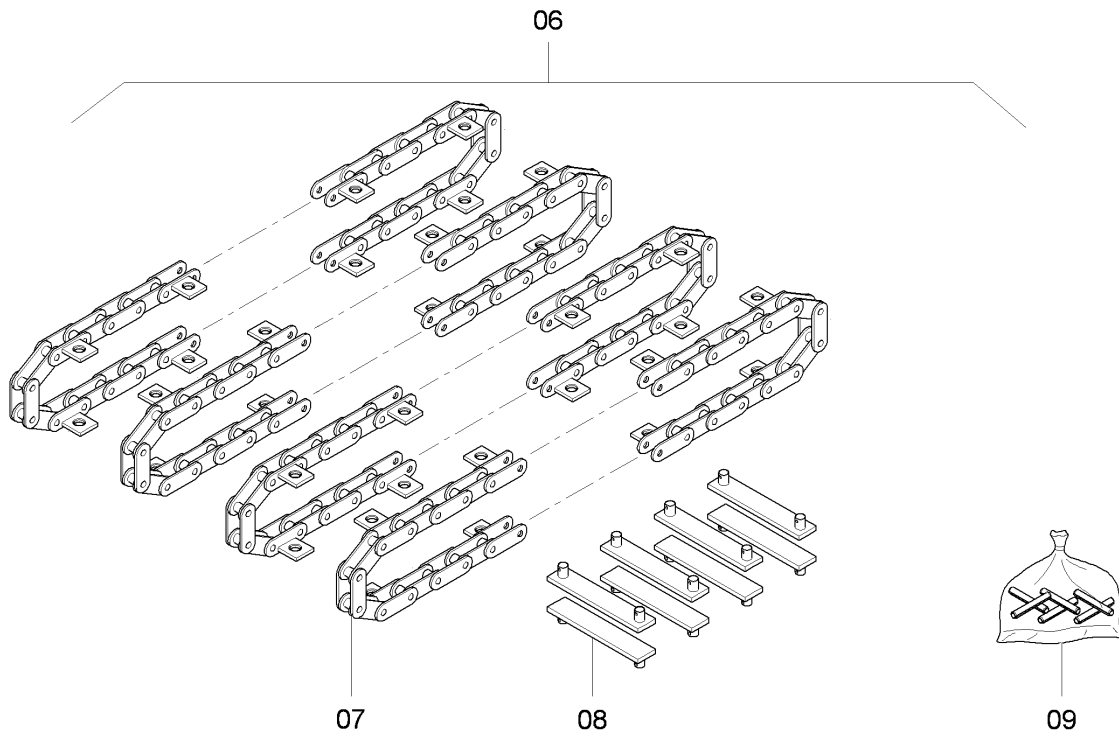


Pos. Item	Best.-Nr. Part No.	Anz. Qty.	Beschreibung Description	Bemerkung Note
1	299000702		Roof profile, Standard	
2	754012164	1	Guide plate, right	
3	754012144	1	Guide plate, middle	
4	754012154	1	Guide plate, left	
5	635011110	1	Guide plate, right	
6	635011113	1	Guide plate, left	
7	938150871	19	Hex. screw	
8	49900008	19	Screw retention	
9	939570522	19	Washer	
	-----		-----	
11	299000701		Roof profile kit	
12	654012520	1	Guide plate, outside right	
13	654012501	1	Guide plate, middle	
14	654012510	1	Guide plate, outside left	
15	938150871	18	Hex. screw	
16	49900008	18	Screw retention	
17	939570522	18	Washer	
			—	ST 04.07.2008
Wear part kit roof profile				299-05005

Buchsenförderkettensatz, Standard
Conveyor chain kit, standard

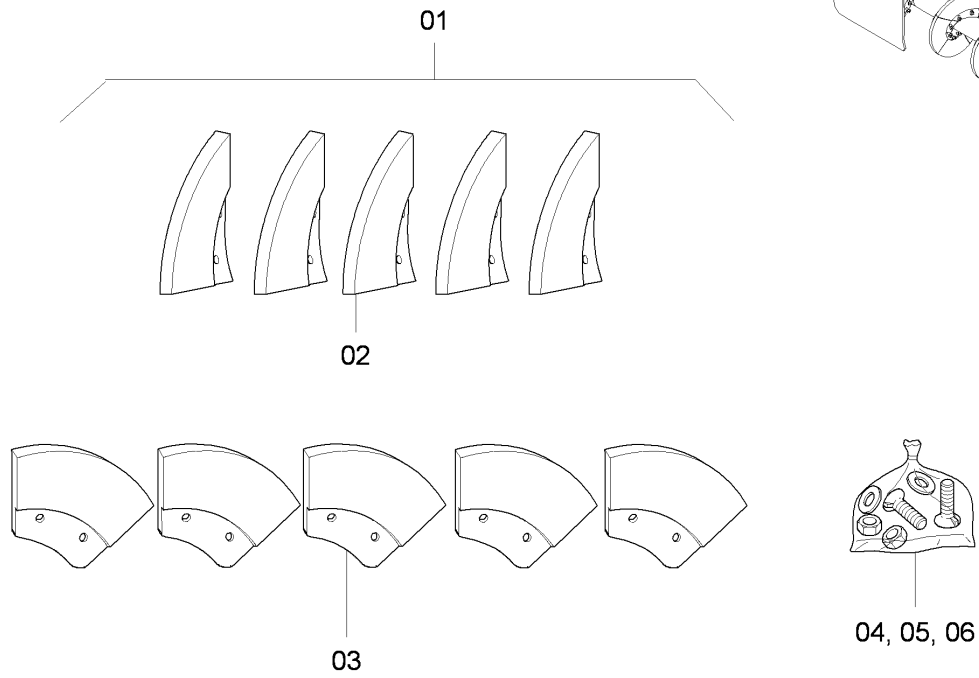


Buchsenförderkettensatz, Doppelt
Conveyor chain kit, double

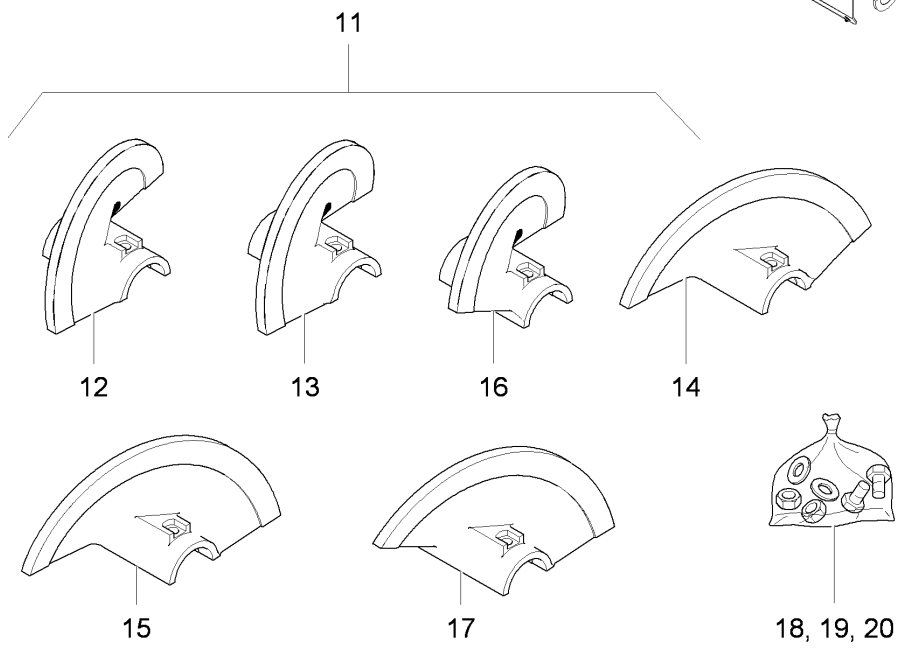


Pos. Item	Best.-Nr. Part No.	Anz. Qty.	Beschreibung Description	Bemerkung Note
1	299000704		Conveyor chain kid, standard	
2	933023062	4	Conveyor chain	
3	750132506	26	Conveyor bar	
4	931500924	52	Clamping sleeve	
	-----		-----	
6	679582		Conveyor chain kid, double	
7	933023063	4	Conveyor chain	
8	750132506	52	Conveyor bar	
9	931500924	104	Clamping sleeve	
			-	ST 13.06.2008
Wear part kit conveyor chain				299-05007

Schneckensatz
Auger segment kit



Schneckensatz
Auger segment kit

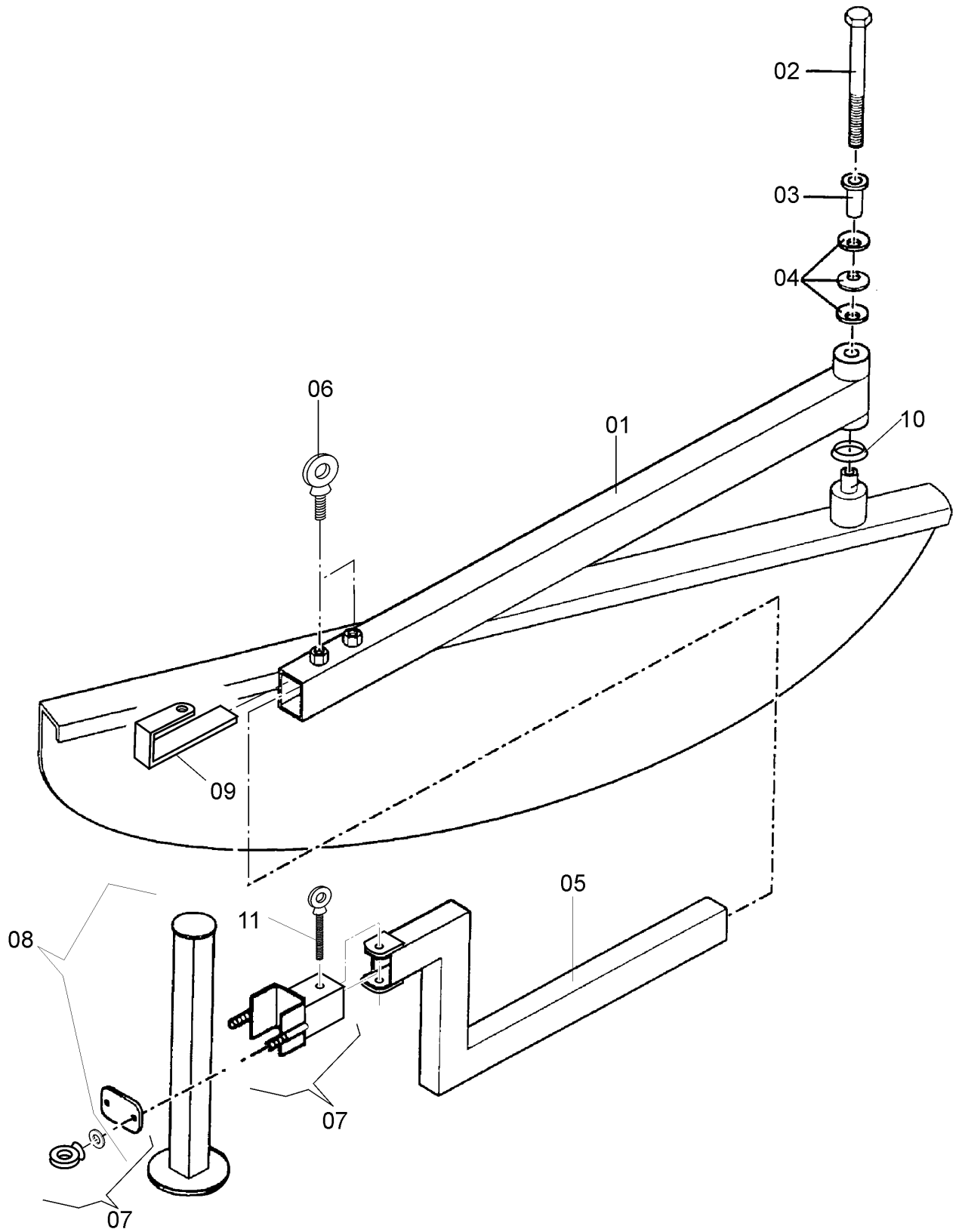


Pos. Item	Best.-Nr. Part No.	Anz. Qty.	Beschreibung Description	Bemerkung Note
1	679586		Wear part kit auger	ø380
2	756182711	12	Wear part, left	
3	756182811	12	Wear part, right	
4	937634274	48	Countersunk screw	
5	928847	48	Hex. nut	
6	49900025	48	Screw retention	

11	299000509		Wear part kit auger	ø380
12	380001258	1	Auger wing, left	
13	38000978	3	Auger wing, l.h.	
14	380001259	1	Auger wing, right	
15	38000979	3	Auger wing, right	
16	38000980	2	Auger wing, l.h.	
17	38000981	2	Auger wing, r.h.	
18	938125016	24	Hex. screw	
19	49901809	24	Screw retention	
20	49901556	24	Hex. nut	
			—	ST 04.07.2008
Wear part kit auger				299-11001

Pos. Item	Best.-Nr. Part No.	Anz. Qty.	Beschreibung Description	Bemerkung Note
1	116-5120A	2	Mech. parts - grade control assy.	
2	200-15100	1	Levelling bar compl., betw. side screed arms	
3	830-15152	1	Ski guideway 6 m	
4	874-5150	1	Gradeline: levellg. one-sided,el. parts	95000152

Grp. 15, Levelling

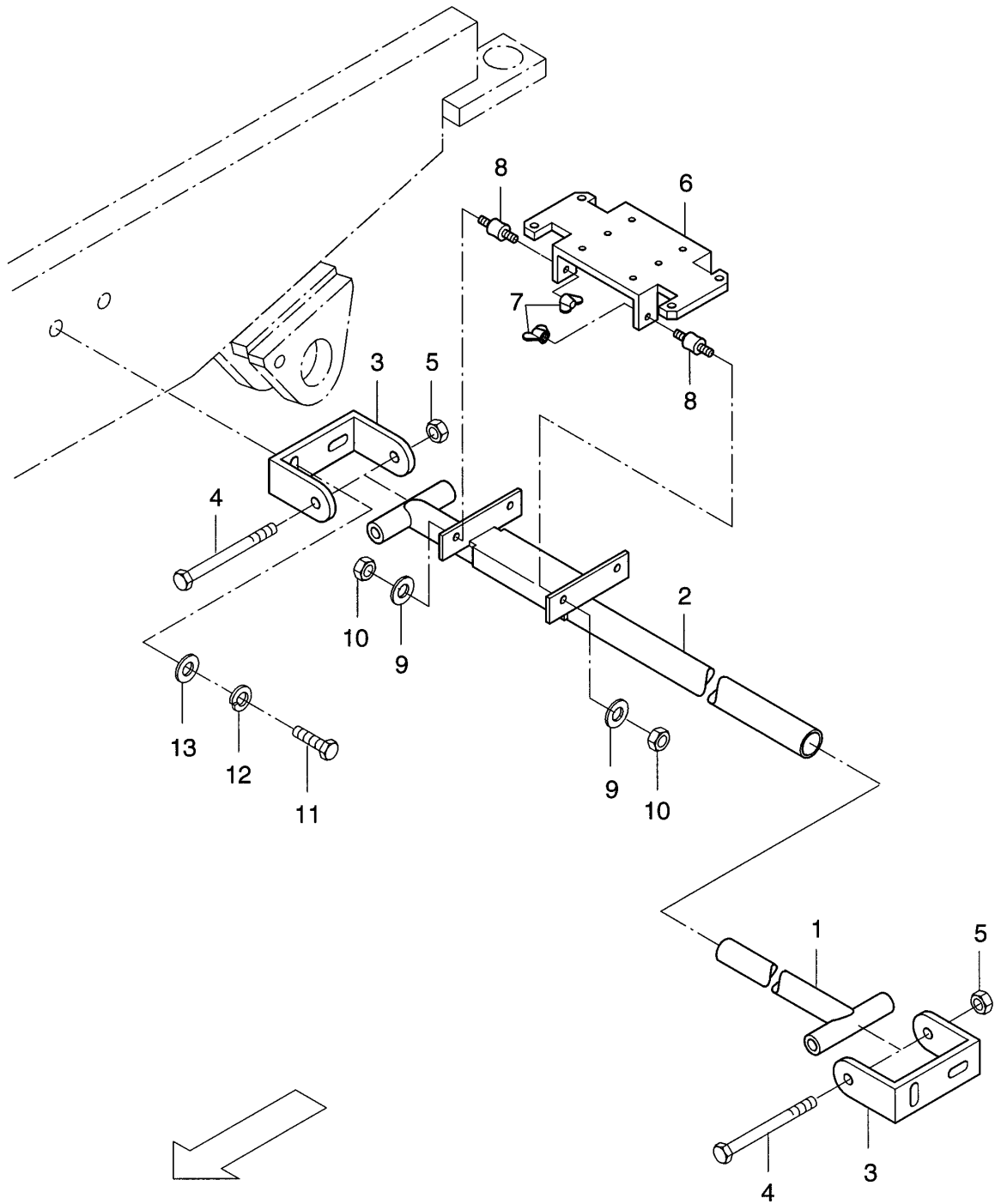


F
2005-04-19

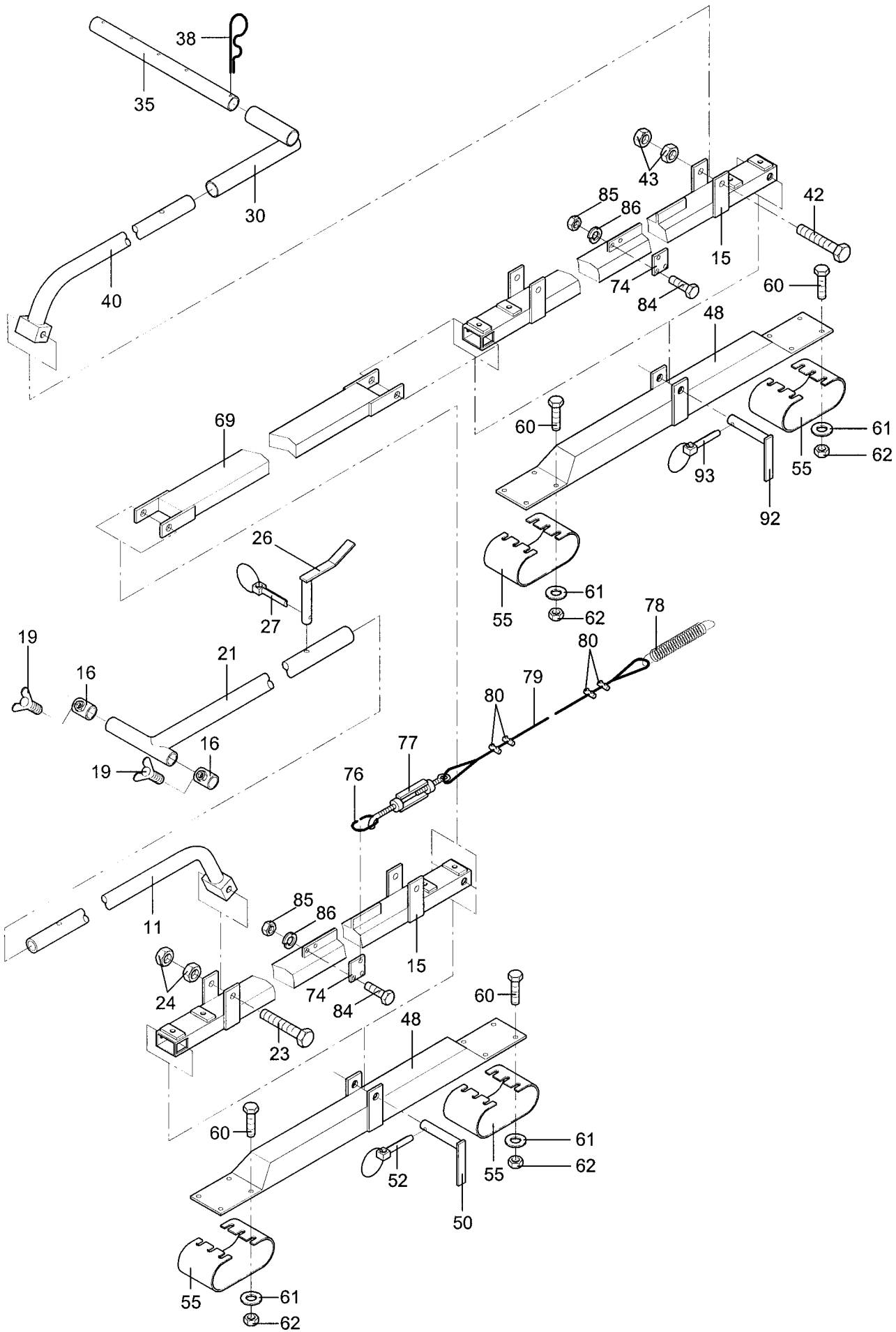
Pos. Item	Best.-Nr. Part No.	Anz. Qty.	Beschreibung Description	Bemerkung Note
	241519100	1	Mech. parts - grade control assy.	
1	20001301	1	Swivel arm	
2	938121965	1	Screw	
3	30005422	1	Clamping bush	
4	49901323	8	Cup spring	
5	30011071	1	Support	
6	937580116	2	Ring screw	
7	20000707	1	Joint for grade control	
	49901729	2	Ring nut	
	49900016	2	Washer	
	30002150	1	Clamping piece	
8	20003277	1	Retainer for grad control assy. cpl.	
	20005797	1	Automatic controller owner cpl.	
	20000710	1	Guide piece	
	30007950	1	Spindle	
	30001927	1	Locking element	
	49900766	1	Clamping sleeve	
9	241519101	1	Clamping piece	
10	241519104	0	Cone ring	
11	41519108	1	Eye screw	
	937592010	1	Ring nut	
	938280664	1	Stud bolt screw	
			Inscription	
				ÄM: 4786 2005-04-19

Mech. parts - grade control assy.

116-5120A



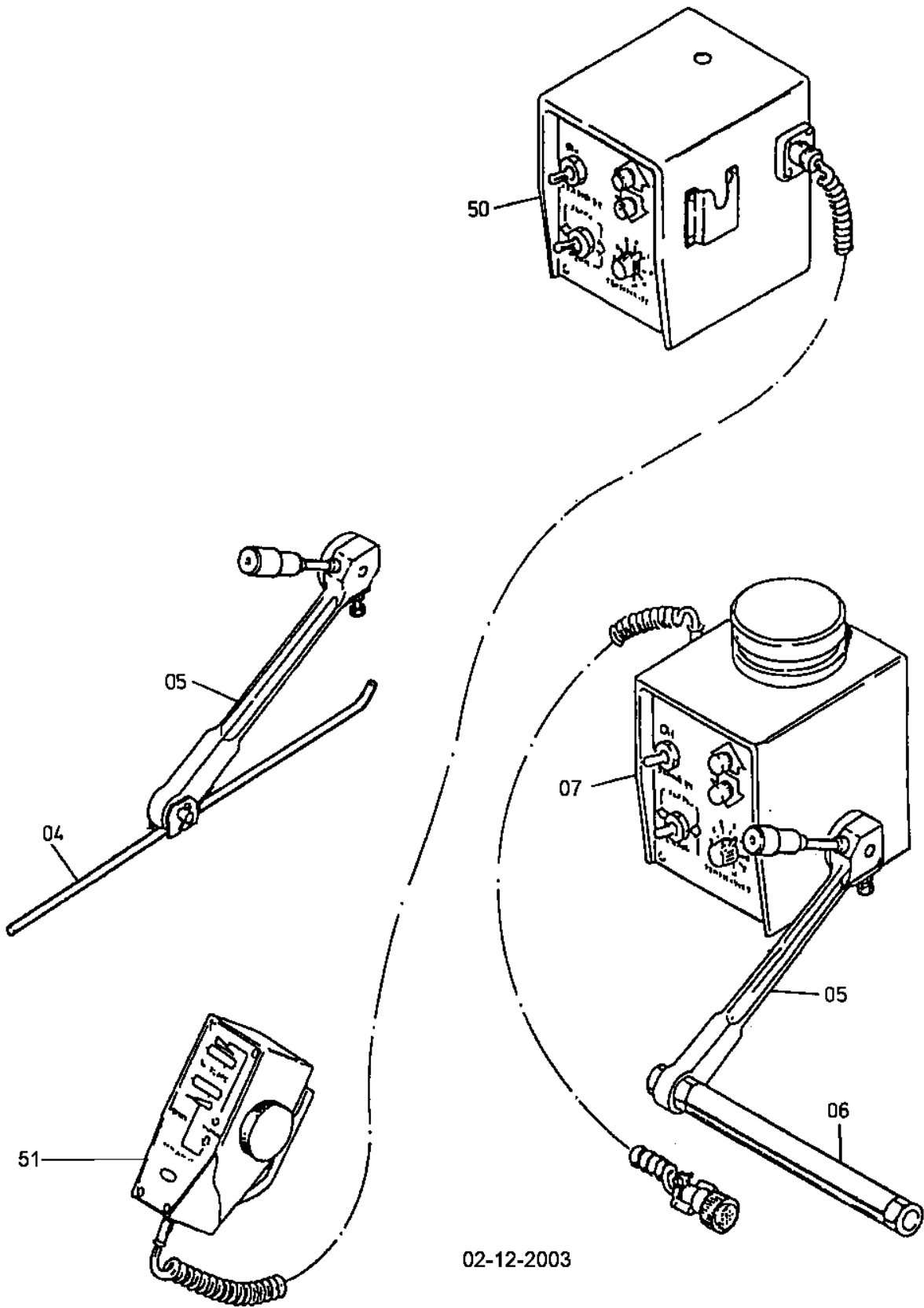
Pos. Item	Best.-Nr. Part No.	Anz. Qty.	Beschreibung Description	Bemerkung Note
	20007629		Levelling bar, compl.	
1	20007631	1	Bar, part 1	
2	20007632	1	Bar, part 2	
3	30014719	2	Holder	
4	49900848	2	Screw	
5	938500009	2	Hex. nut	
6	30012502	1	Holder plate	
7	49900696	4	Wing nut	
8	49302349	4	Rubber buffer	
9	49901590	4	Washer	
10	49901071	4	Hex. nut	
11	500051	4	Hex. screw	
12	49900032	4	Screw retention	
13	600009	4	Washer	
Levelling bar compl., betw. side screed arms				200-15100

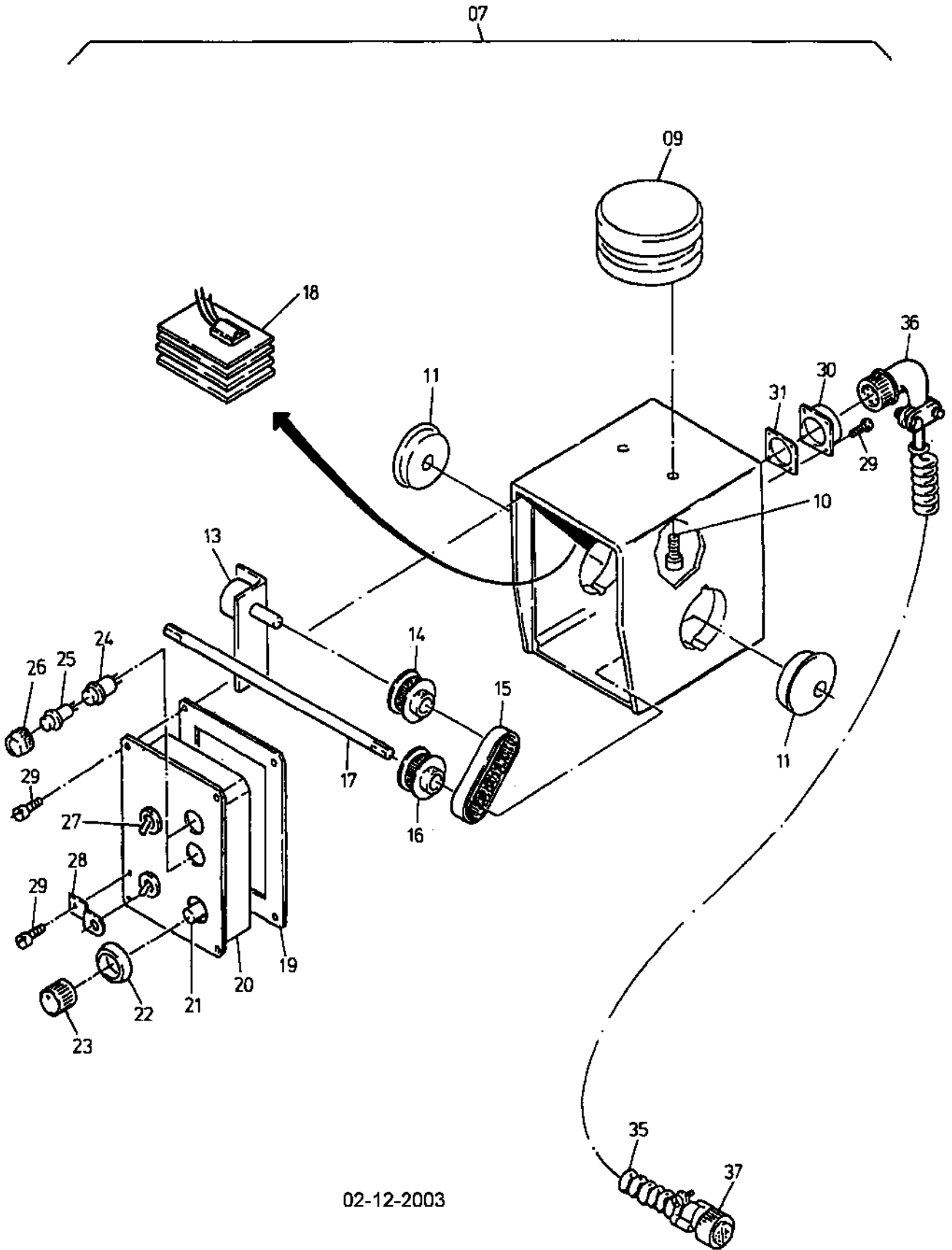


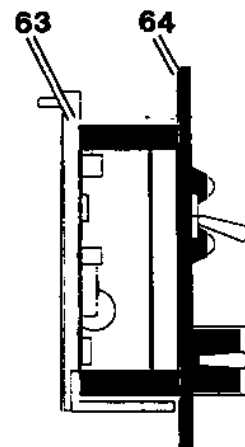
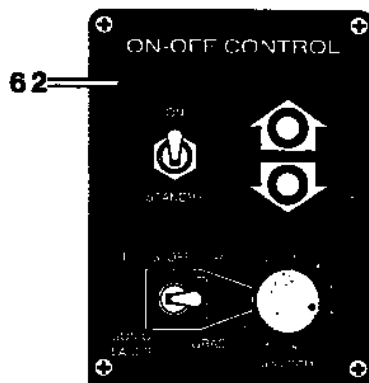
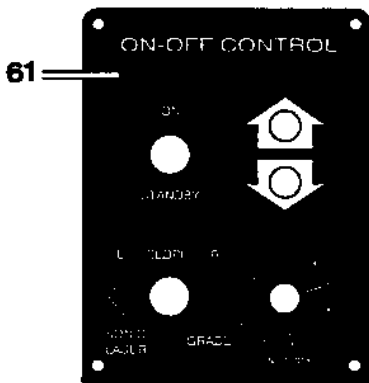
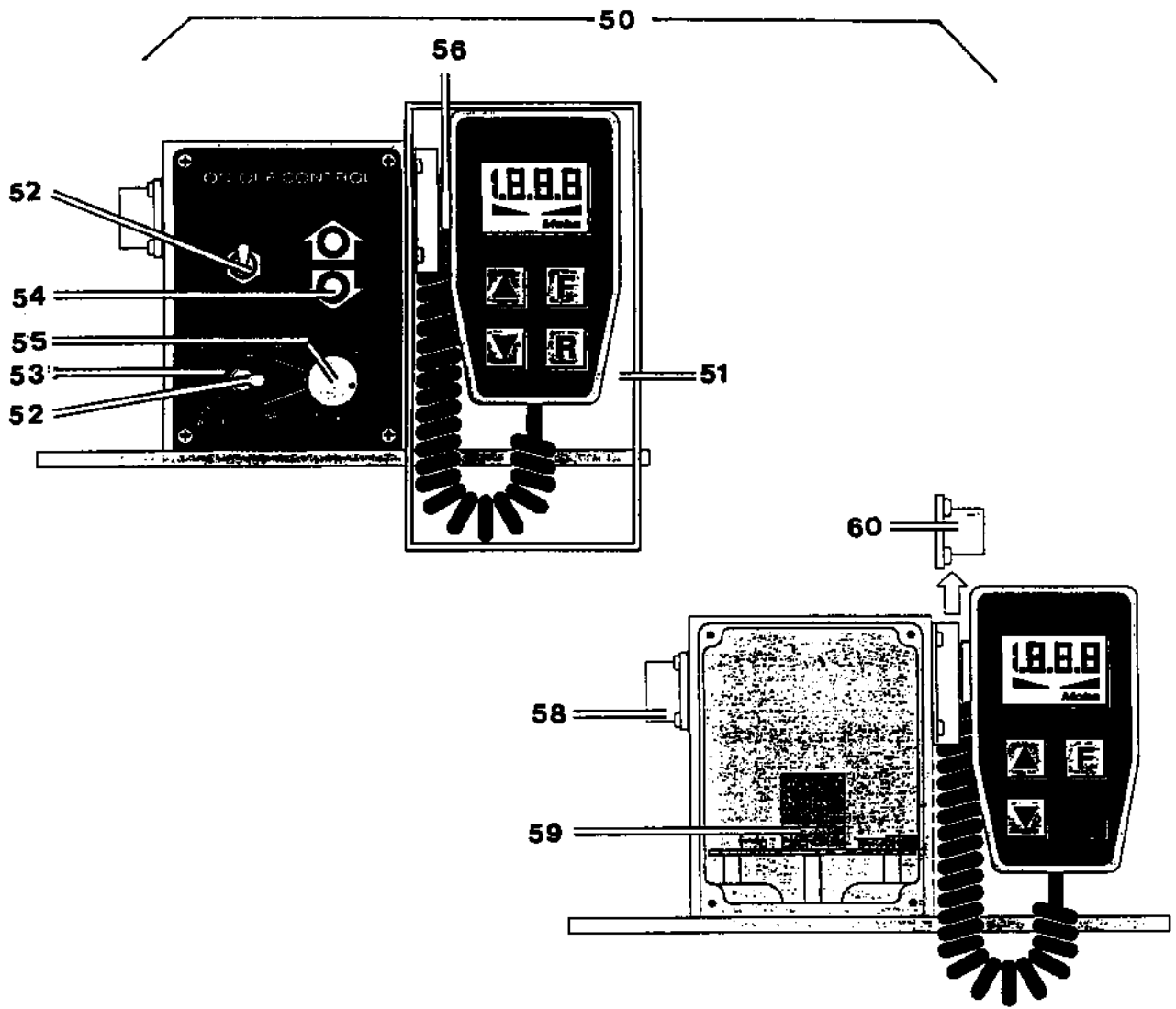
Pos. Item	Best.-Nr. Part No.	Anz. Qty.	Beschreibung Description	Bemerkung Note
	830031300		Ski guideway 6 m	
11	830030111	1	Pulling rod extension	
15	830030115	2	Levelling device	
16	830030106	2	Clamping tube	
19	937032652	2	Wing screw	
21	830030101	1	Rod	
23	500199	1	Hex. screw	
24	938190520	2	Nut	
26	990020179	1	Socket pin	
27	930290105	1	Hinged split pin	
30	830030130	1	Tube cross	
35	830030135	1	Tube extension	
38	930205010	3	Spring pin	
40	830030111	1	Pulling rod extension	
42	500199	1	Hex. screw	
43	938190520	2	Nut	
48	730030207	4	Roller carrier	
50	730030216	2	Socket pin	
52	930290105	2	Hinged split pin	
55	730030222	8	Sliding shoe	
60	500028	32	Screw	
61	600008	32	Washer	
62	928847	32	Hex. nut	
69	830031369	1	Connection profile	
74	830031374	2	Screw-on flat steel	
76	930280215	1	Snap hook	
77	938740050	1	Turnbuckle	
78	750161326	1	Tension spring	
79	933968010	1	Steel wire	
80	930421803	4	Wire cable clamp	
84	500028	4	Screw	
85	600008	4	Washer	
86	928847	4	Hex. nut	
92	990020169	2	Socket pin	
93	930290105	2	Hinged split pin	

Ski guideway 6 m

830-15152







02-12-2003

Pos. Item	Best.-Nr. Part No.	Anz. Qty.	Beschreibung Description	Bemerkung Note
	95000152		Gradeline: levellg. one-sided,el. parts	
4	900620548	1	Tracer assy.	
5	900620545	1	Sensor-arm assy.	
6	900620525	1	Tracing tube	
7	900624802	1	Altitude control	
9	900620010	1	Pivot	
10	97396973		Screw	
11	49301636	1	Mounting set assy.	
13	900620547	1	Sensor with bracket	
14	97907773	1	Tooth lock washer, poti	
15	900620546	1	Tooth belt	
16	97907973	1	Tooth lock washer, axle	
17	49301834	1	Axle	
18	97908873	1	Resistor plate with cable	
19	49301840	1	Sealing	
20	900624764	1	Module assy.	
21	900604650	1	Potentiometer	
22	49301837	1	Locking ring	
23	49301836	1	Adjusting knob	
24	900610412	2	Indicator light	
25	49301838	2	Bulb	
26	49300899	2	Lamp cap	
27	900605250	2	Toggle switch	
28	49301839	1	Pawl	
29	97386773	13	Screw	
30	49300903	1	Connector 7 pole male	
31	900620250	1	Sealing	
35	900625070	1	Connection cable assy.	6 M
36	900610597	1	Elbow plug	
37	49100230	1	Straight plug	
50	900624755	1	Slope control cpl	
51	49100743	1	Handset with cable	
52	900605250	2	Toggle switch	
53	49600361	1	Fixing device-set	
54	900610131	2	LED-socket	
	900610119	2	LED yellow	
55	49600364	1	Control knob	
	900604650	1	Potentiometer	
56	900620062	1	Holding knob	
58	49300903	1	Connector 7 pole male	
	900620250	1	Sealing	
59	49600366	1	Sensor	
60	49100254	1	Connector 3 pole male	
	49600367	1	Sealing	
61	900610134	1	Front plate	
62	49600369	1	Control modul	

Gradeline: levellg. one-sided,el. parts 95000152

874-5150

Pos. Item	Best.-Nr. Part No.	Anz. Qty.	Beschreibung Description	Bemerkung Note
63	49600370	1	Module	
64	49301840	1	Sealing	
65	900624870	1	Tool box	
				02-12-2003
Gradeline: levellg. one-sided,el. parts 95000152				874-5150