



Part of the Atlas Copco Group

www.DYNAPAC.com

DYNAPAC GmbH
 Ammerländer Strasse 93
 26203 Wardenburg / Germany
 Tel.: +49 4407 / 972 - 0
 Fax : +49 4407 / 972 - 228

Seite / Page: 1

Customer No. 12301900	End User	Order No. C659261	Delivery Date 16.09.2008
Paver Type / Serial No. F161W 3A / 656.387 / CON		Screed Type / Serial No. VB850TV / 857651985	
Engine CUMMINS QSB6.7 C190 142kW COMIII		Engine Serial No. 21869094	

**INHALTSVERZEICHNIS
 TABLE OF CONTENTS**

**Bemerkungen
 Notes**

F161W s/n 656.387 -		
VB850TV s/n 857651985		
Grp. 01, Main Frame		
656-01107	Main frame	
713-01112	Side screed arms lock and screed guide	
Grp. 02, Rear axle		
756-02110	Rear axle, compl.	
Grp. 03, Steering compl.		
656-03108	Steering	
712-03113	Front wheel	
754-03155	Standard seat	
654-03200	Operator desk, moveable	
Grp. 04, Side Screed Arms compl.		
656-04100	Side screed arms, compl.	
Grp. 05, Conveyor compl.		
656-05100	Conveyor compl.	
756-05101	Conveyor	
637-05103	Conveyor plates	
299-05002	Wear part kit conveyor plates	



Part of the Atlas Copco Group

www.DYNAPAC.com

DYNAPAC GmbH

Ammerländer Strasse 93
26203 Wardenburg / Germany
Tel.: +49 4407 / 972 - 0
Fax : +49 4407 / 972 - 228

Seite / Page: 2

<i>Customer No.</i> 12301900	<i>End User</i>	<i>Order No.</i> C659261	<i>Delivery Date</i> 16.09.2008
<i>Paver Type / Serial No.</i> F161W 3A / 656.387 / CON		<i>Screed Type / Serial No.</i> VB850TV / 857651985	
<i>Engine</i> CUMMINS QSB6.7 C190 142kW COMIII		<i>Engine Serial No.</i> 21869094	

**INHALTSVERZEICHNIS
TABLE OF CONTENTS**

**Bemerkungen
Notes**

756-05104	Conveyor gear with Dipstick -----	
757-05105	Drive for conveyor gear -----	
756-05106	Grease pipeline conveyor -----	
756-05107	Limit switch conveyor -----	
754-05108	Sonic sensor conveyor -----	
	Grp. 06, Hopper -----	
654-06111	Hopper, compl. -----	
	Grp. 07, Drive -----	
966-07051	Cummins engine -----	
656-07900	Service parts -----	
656-07148	Air guide -----	
655-07149	Tank attachment -----	
656-07152	Fuel equipment -----	
637-07160	Water-Oil-Air-Cooler -----	
637-07171	Silencer, compl. -----	
656-07181A	Mounting part for air cleaner -----	
656-07194	Engine frame, compl. -----	
637-07196	Engine support, compl. -----	
637-07311	Oil drain -----	
656-07810	Oil drain -----	
756-07810	Drive axle, compl. -----	



Part of the Atlas Copco Group

DYNAPAC GmbH

Ammerländer Strasse 93
26203 Wardenburg / Germany
Tel.: +49 4407 / 972 - 0
Fax : +49 4407 / 972 - 228

Seite / Page: 3

www.DYNAPAC.com

<i>Customer No.</i> 12301900	<i>End User</i>	<i>Order No.</i> C659261	<i>Delivery Date</i> 16.09.2008
<i>Paver Type / Serial No.</i> F161W 3A / 656.387 / CON		<i>Screed Type / Serial No.</i> VB850TV / 857651985	
<i>Engine</i> CUMMINS QSB6.7 C190 142kW COMIII		<i>Engine Serial No.</i> 21869094	

**INHALTSVERZEICHNIS
TABLE OF CONTENTS**

**Bemerkungen
Notes**

862-07850	Axle housing compl. -----	
754-07860	Gear and Brake -----	
756-07870	Differential and axles -----	
754-07880	Tensioner for axle -----	
Grp. 07, Split gear box -----		
634-07527	Split gear box -----	
967045559	Tandem pump -----	
967190154	Pump -----	
967107340	Pump -----	
967107109	Pump -----	
967007970	Pump -----	
Grp. 07, Actuating -----		
654-07720	Gear shift -----	
772-07730	Differential lock -----	
866-07740	Brake actuating -----	
866-07750	Hand brake -----	
Grp. 08, Hydraulic -----		
654-07150A	Fuel tank -----	
654-08120	Hydraulik oil tank, compl. -----	
964047051	Filter -----	
654-08125	Manifold -----	
654-08175	Hydrostatic drive -----	
655-08510	Valve holder, compl. -----	



Part of the Atlas Copco Group

www.DYNAPAC.com

DYNAPAC GmbH

Ammerländer Strasse 93
26203 Wardenburg / Germany
Tel.: +49 4407 / 972 - 0
Fax : +49 4407 / 972 - 228

Seite / Page: 4

Customer No. 12301900	End User	Order No. C659261	Delivery Date 16.09.2008
Paver Type / Serial No. F161W 3A / 656.387 / CON		Screed Type / Serial No. VB850TV / 857651985	
Engine CUMMINS QSB6.7 C190 142kW COMIII		Engine Serial No. 21869094	

**INHALTSVERZEICHNIS
TABLE OF CONTENTS**

**Bemerkungen
Notes**

656-08111	Hydr. circle: Auger and Conveyor, left	-----
964006106	Filter	-----
656-08112	Hydr. circle: Auger and Conveyor right	-----
964006106	Filter	-----
656-08113	Hydr. circle: add. vibration	-----
964006106	Filter	-----
656-08114	Hydr. circle: Tamper	-----
964006106	Filter	-----
656-08141	Hydr. circle vibration	-----
964006106	Filter	-----
656-08149	Hydr. circle: Work Hydraulic	-----
990196400	Hydraulic cylinder	-----
990195600	Hydraulic cylinder	-----
990195500	Hydraulic cylinder	-----
963-08900	Valve block, compl.	-----
655-08510	Valve holder, compl.	-----
654-08310	Hydr. adjustable auger	-----
656-08314	Roof profile setting	-----
654-08320	Auger/Conveyor reversible, right	-----
654-08321	Auger/Conveyor reversible, left	-----
654-08312	Hydraulic circle Generator e-screed	-----
967005508	Pump	-----
654-13760	Sep. hopper actuating	-----
654-08430A	Hopper Hydraulic	-----
Grp. 09, Electric Diagrams		-----



Part of the Atlas Copco Group

www.DYNAPAC.com

DYNAPAC GmbH

Ammerländer Strasse 93
 26203 Wardenburg / Germany
 Tel.: +49 4407 / 972 - 0
 Fax : +49 4407 / 972 - 228

Seite / Page: 5

<i>Customer No.</i> 12301900	<i>End User</i>	<i>Order No.</i> C659261	<i>Delivery Date</i> 16.09.2008
<i>Paver Type / Serial No.</i> F161W 3A / 656.387 / CON		<i>Screed Type / Serial No.</i> VB850TV / 857651985	
<i>Engine</i> CUMMINS QSB6.7 C190 142kW COMIII		<i>Engine Serial No.</i> 21869094	

**INHALTSVERZEICHNIS
TABLE OF CONTENTS**

**Bemerkungen
Notes**

654-09501	Lighting -----	
722-09511	Drive control unit -----	
654-09517	Levelling -----	
654-09527	Hopper, common actuating -----	
654-09528	Hopper, single actuating -----	
654-09531	Tamper -----	
654-09536	Vibration -----	
654-09546	Screed function -----	
654-09548	Differential lock mech. -----	
657-09558	Conveyor, auger -----	
722104435	Set value box -----	
657-09559	Conveyor, auger -----	
722104435	Set value box -----	
656-09560	Engine, with electronic engine control -----	
656-09563	Electron. engine governor -----	
722-09571	Limit switch auger -----	
722-09570	Limit switch conveyor -----	
756-09575	Sonic sensor auger -----	
722-09577	Sonic sensor conveyor -----	
135-09195	Terminal holder -----	
654-09853	Additional functions -----	



Part of the Atlas Copco Group

www.DYNAPAC.com

DYNAPAC GmbH

Ammerländer Strasse 93
 26203 Wardenburg / Germany
 Tel.: +49 4407 / 972 - 0
 Fax : +49 4407 / 972 - 228

Seite / Page: 6

<i>Customer No.</i> 12301900	<i>End User</i>	<i>Order No.</i> C659261	<i>Delivery Date</i> 16.09.2008
<i>Paver Type / Serial No.</i> F161W 3A / 656.387 / CON		<i>Screed Type / Serial No.</i> VB850TV / 857651985	
<i>Engine</i> CUMMINS QSB6.7 C190 142kW COMIII		<i>Engine Serial No.</i> 21869094	

**INHALTSVERZEICHNIS
TABLE OF CONTENTS**

**Bemerkungen
Notes**

654-09584	Truckhitch -----	
654-09855	Hopper Electric -----	
654-09863	Cab movement -----	
654-09595	Screed stop, start delay -----	
654-09580	Electric plant, Auger vertical adjustable -----	
654-13750	Tamper with hunting -----	
	Grp. 09-1, options electric equipment -----	
754-09600	Add. lights -----	
814-13585	Remote control -----	
	Grp. 10, Operator platform -----	
656-10110	Cover plates -----	
656-10141	Tank hood, compl. -----	
866-10200	Dipstick, compl. -----	
656-10129	Engine hood, compl. -----	
656-10142	Acoustic board, compl. -----	
758-10113	Step -----	
	Grp. 11, Auger -----	
756-11110	Auger -----	
756-11121	Extension mounts -----	



Part of the Atlas Copco Group

www.DYNAPAC.com

DYNAPAC GmbH

Ammerländer Strasse 93
26203 Wardenburg / Germany
Tel.: +49 4407 / 972 - 0
Fax : +49 4407 / 972 - 228

Seite / Page: 7

<i>Customer No.</i> 12301900	<i>End User</i>	<i>Order No.</i> C659261	<i>Delivery Date</i> 16.09.2008
<i>Paver Type / Serial No.</i> F161W 3A / 656.387 / CON		<i>Screed Type / Serial No.</i> VB850TV / 857651985	
<i>Engine</i> CUMMINS QSB6.7 C190 142kW COMIII		<i>Engine Serial No.</i> 21869094	

**INHALTSVERZEICHNIS
TABLE OF CONTENTS**

**Bemerkungen
Notes**

756-11130A	Auger drive -----	
754-11150	Grease pipelines -----	
756-11160	Material guide from 7 m -----	
722902600	Auger support -----	
756-11161	Material guide from 8 m -----	
754-11201	Sonic sensor support -----	
635-11200	Limit Switch Potentiometer -----	
	Grp. 12, Tools -----	
654-12150	Tools -----	
	Grp. 13, Option, Special Equipment -----	
654-13102A	Weather protection roof -----	
654-13110	Diesel spray equipment -----	
	Grp. 14, Wear part- and maintenance kits -----	
637-14101	Maintenance kit, Cummins, 6-Cylinder -----	
299-05002	Wear part kit conveyor plates -----	
299-05004	Wear part kit conveyor drive -----	
299-05006	Wear part kit roof profile -----	
299-05008	Wear part kit conveyor chain -----	
299-11001	Wear part kit auger -----	



Part of the Atlas Copco Group

www.DYNAPAC.com

DYNAPAC GmbH

Ammerländer Strasse 93
26203 Wardenburg / Germany
Tel.: +49 4407 / 972 - 0
Fax : +49 4407 / 972 - 228

Seite / Page: 8

Customer No.
12301900

End User

Order No.
C659261

Delivery Date
16.09.2008

Paver Type / Serial No.
F161W 3A / 656.387 / CON

Screed Type / Serial No.
VB850TV / 857651985

Engine
CUMMINS QSB6.7 C190 142kW COMIII

Engine Serial No.
21869094

**INHALTSVERZEICHNIS
TABLE OF CONTENTS**

**Bemerkungen
Notes**

Grp. 15, Levelling

116-5120A

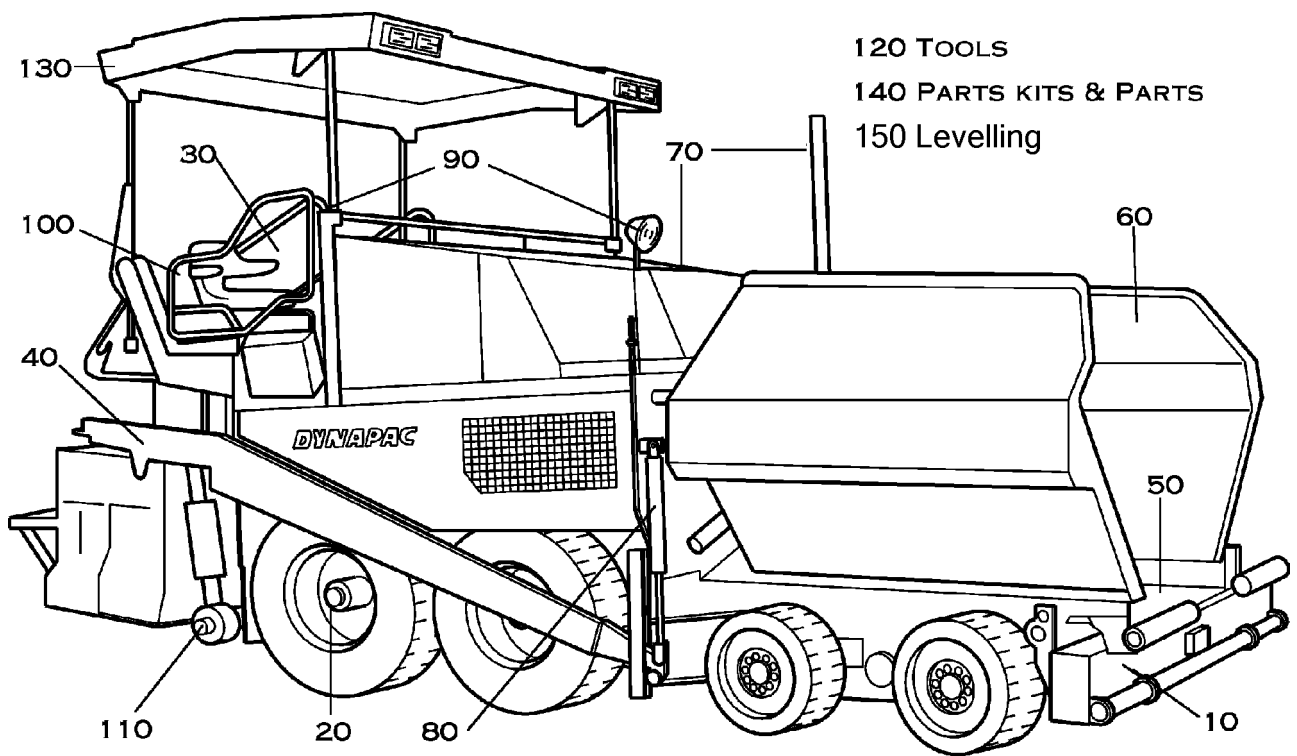
Mech. parts - grade control assy.

200-15100

Levelling bar compl., betw. side
screed arms

874-5150

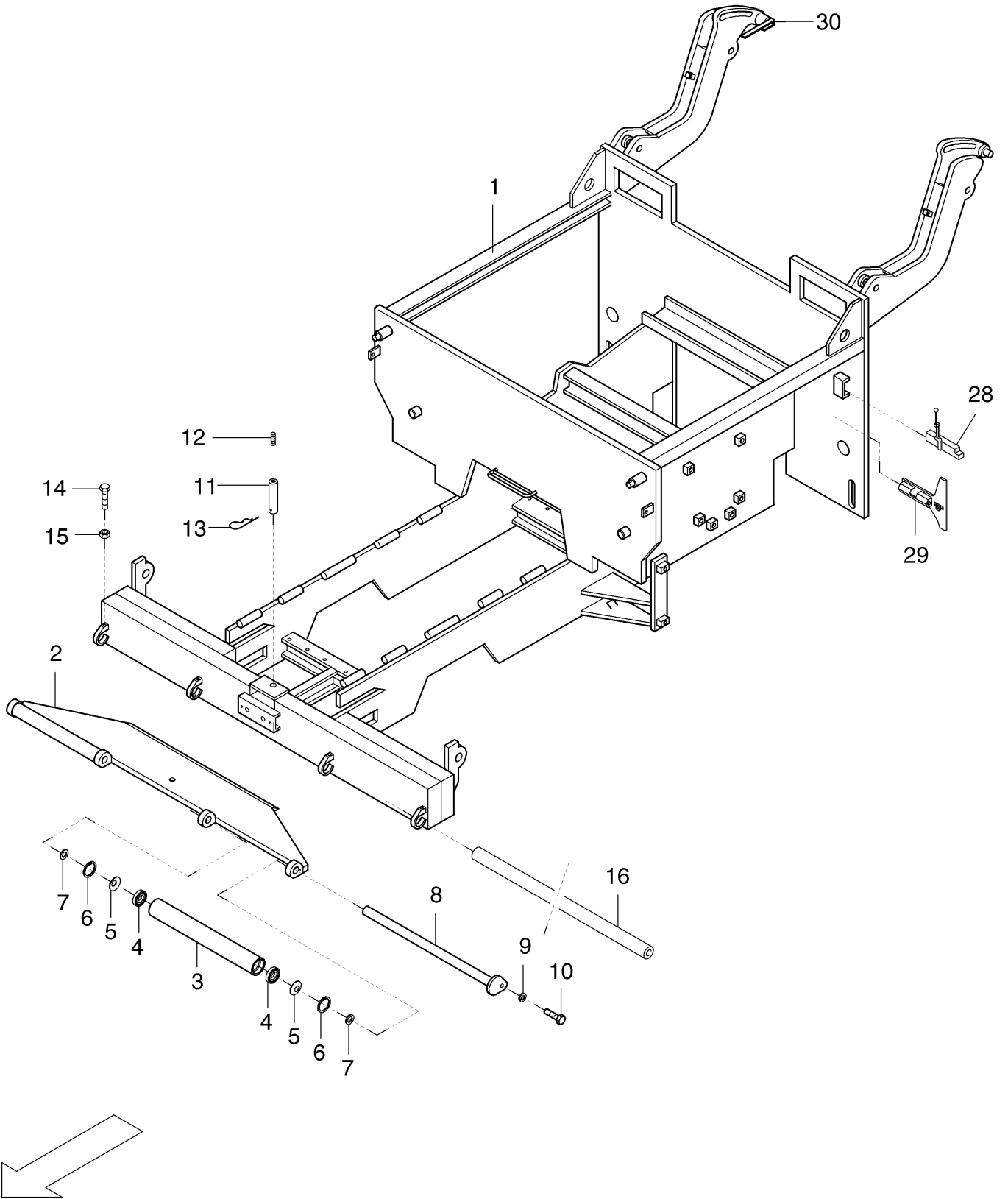
Gradeline: levellg. one-sided,el.
parts



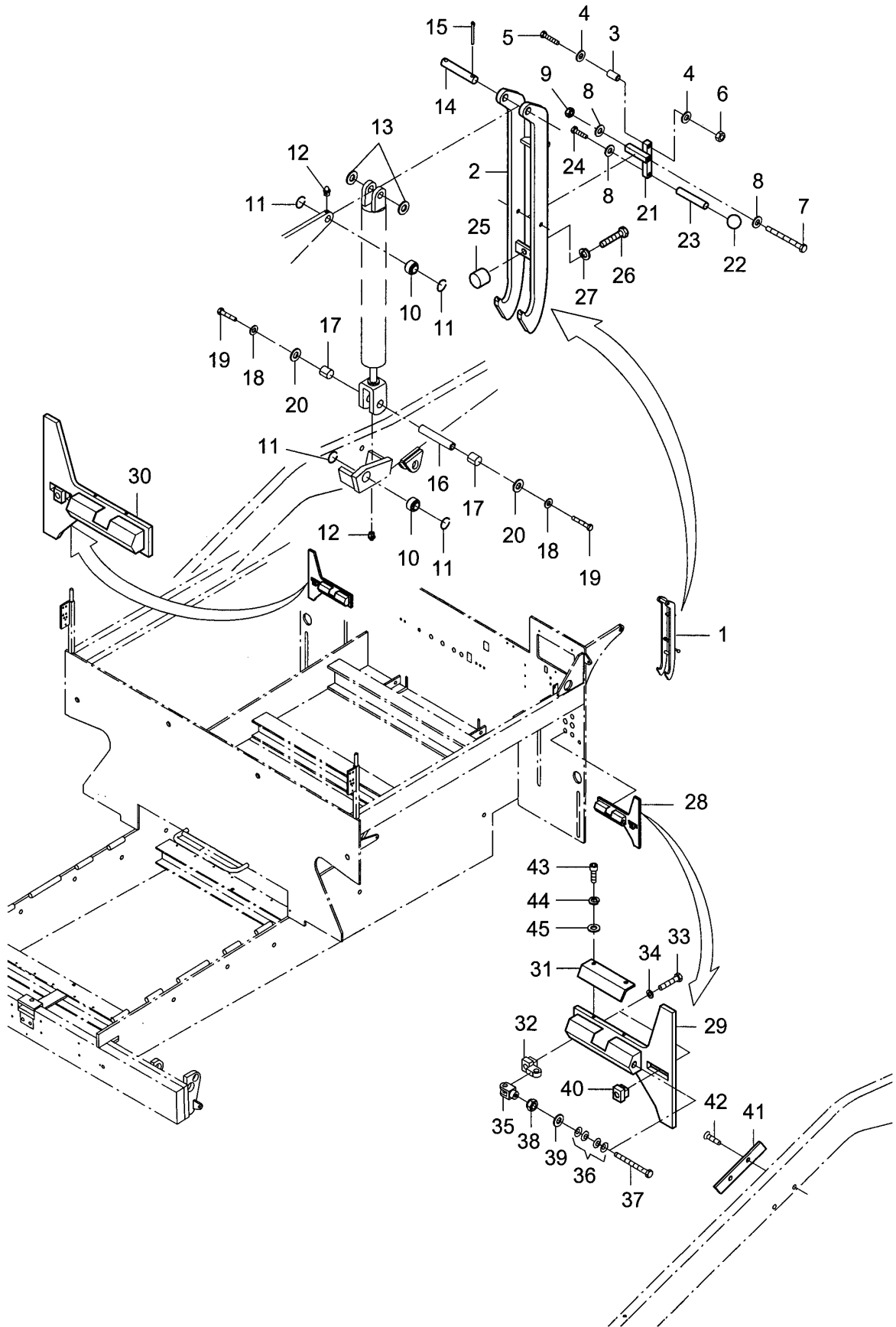
Pos. Item	Best.-Nr. Part No.	Anz. Qty.	Beschreibung Description	Bemerkung Note
10			Grp. 01, Main Frame	
20			Grp. 02, Rear axle	
30			Grp. 03, Steering compl.	
40			Grp. 04, Side Screed Arms compl.	
50			Grp. 05, Conveyor compl.	
60			Grp. 06, Hopper	
70			Grp. 07, Drive	
			Grp. 07, Split gear box	
			Grp. 07, Actuating	
80			Grp. 08, Hydraulic	
90			Grp. 09, Electric Diagrams	
			Grp. 09-1, options electric equipment	
100			Grp. 10, Operator platform	
110			Grp. 11, Auger	
120			Grp. 12, Tools	
130			Grp. 13, Option, Special Equipment	
140			Grp. 14, Wear part- and maintenance ki6 Zyl. Cummins QSB6.7	
150			Grp. 15, Levelling	
			–	01.09.2008

F161W s/n 656.387 - VB850TV s/n 857651985

Pos. Item	Best.-Nr. Part No.	Anz. Qty.	Beschreibung Description	Bemerkung Note
	656010008		Frame, compl.	
	656-01107	1	Main frame	
	713-01112	1	Side screed arms lock and screed guide	
			—	30.05.07
Grp. 01, Main Frame				



Pos. Item	Best.-Nr. Part No.	Anz. Qty.	Beschreibung Description	Bemerkung Note
	656014000		Main frame	
	654010200		Push roller crosshead cpl.	
1	656014000	1	Main frame	
2	654010201	1	Push roller beam	
3	712010107	2	Roller head	
4	111038	4	Roller bearing	
5	932801310	4	Cup spring	
6	936031377	4	Circlip	
7	754010114	4	Spacer	
8	712010110	2	Axle	
9	49900161	2	Screw retention	
10	500021	2	Screw	
11	774011210	1	Socket pin	
12	937976704	1	Threaded pin	
13	930205010	1	Spring pin	
14	938165766	4	Screw	
15	928849	4	Nut	
16	880010062	1	Extension	
28		1	See side screed arms locking and screed guide	
29			See side screed arms locking and screed guide	
30	49302734	2	Twist Lock	
			–	11.05.2007
Main frame				656-01107

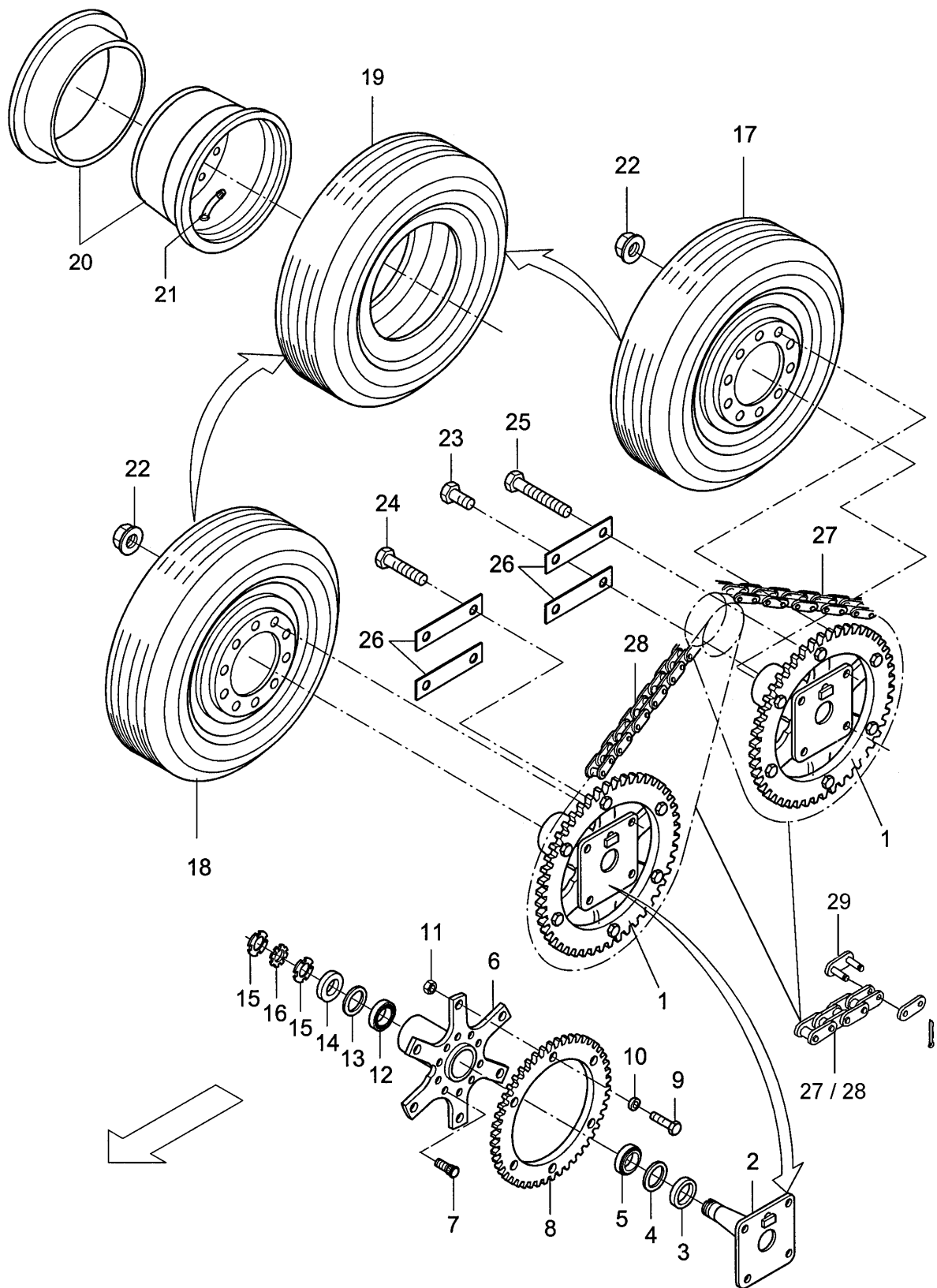


Pos. Item	Best.-Nr. Part No.	Anz. Qty.	Beschreibung Description	Bemerkung Note
1		2	Side screed arms bearing, item 2-26	722012000
2	722012001	2	Lock hook	
3	722012010	2	Roller head	
4	600009	X	Washer	
5	500056	2	Hex. screw	
6	570007	2	Hex. nut	
7	500055	2	Hex. screw	
8	600008	2	Washer	
9	665479	2	Nut with clamping piece	
10	935111912	4	Bearing	
11	931810040	8	Circlip	
12	935511110	4	Grease nipple	
13	600020	X	Washer	
14	722012025	2	Bolt for frame	
15	936790710	4	Split pin	
16	722012030	4	Bolt for side screed arms	
17	722012031	4	Clamping pin	
18	939130014	4	Washer	
19	500035	4	Hex. screw	
20	600009	X	Washer	
21	722012040	1	Lever for side screed arms lock	
22	930298021	2	Spherical button	
23	930414060	2	Tecal pipe	
24	938150770	2	Hex. screw	
25	930235542	2	Rubber buffer	
26	500007	2	Hex. screw	
27	49900161	2	Screw retention	
28		2	Screed guide, compl. Item 20-40	756011000
29	756011001	1	Sliding piece, left	
30	756011010	1	Sliding piece, right	
31	756011018	2	Lock plate	
32	756011019	2	Block	
33	938166031	4	Hex. screw	
34	936900031	4	Spring washer	
35	934803732	2	Fork head	
36	932800937	46	Cup spring	
37	756011026	2	Screw	
38	938500011	2	Nut	
39	930298321	2	Spherical washer	
40	939755824	2	Grooving nut	
41	750250019	2	Sliding plate	
42	939475274	4	Countersunk screw	
43	508005	4	Screw	
44	936905019	4	Spring washer	
45	600006	4	Washer	

Side screed arms lock and screed guide

713-01112

Pos. Item	Best.-Nr. Part No.	Anz. Qty.	Beschreibung Description	Bemerkung Note
1	756-02110	1	756020000, standard Wheels Rear axle, compl.	
Grp. 02, Rear axle				

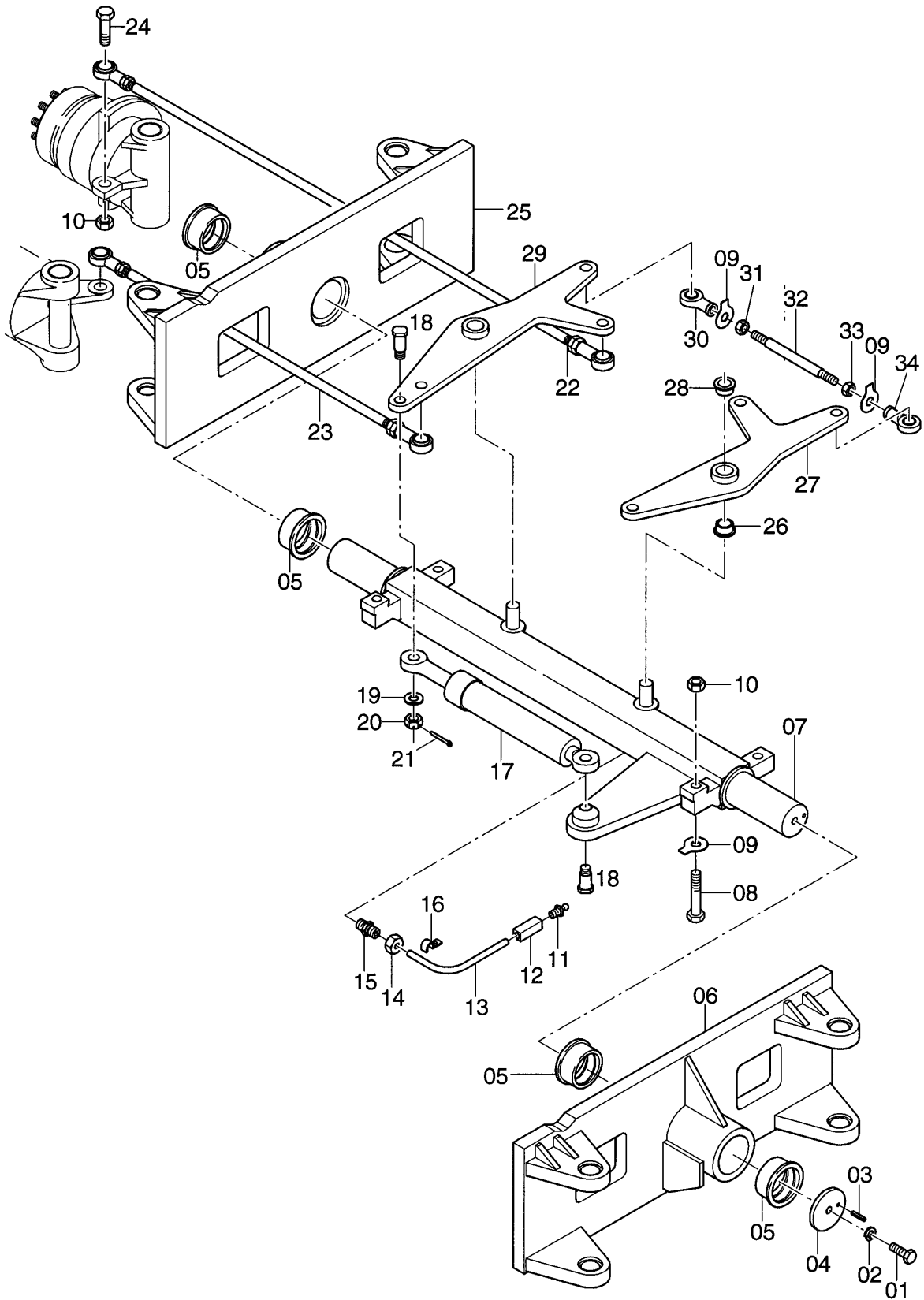


Pos. Item	Best.-Nr. Part No.	Anz. Qty.	Beschreibung Description	Bemerkung Note
1		4	Rear axle end, compl. item	2-16
2	774021010	1	Axle end	
3	860020116	1	Labyrinth washer	
4	932548361	1	Nilos ring	
5	926597	1	Taper roller bearing	
6	862020147	1	Wheel hub	
7	952060235	10	Wheel bolt	
8	870020225	1	Chain wheel	
9	338340446	6	Hex. screw	
10	930304518	6	Limes ring	
11	937181122	6	Nut	
12	935019258	1	Taper roller bearing	
13	932503040	1	Nilos ring	
14	860020115	1	Labyrinth washer	
15	939759916	2	Nut	
16	939779916	1	Safety plate	
17	756020600	2	Rear wheel, compl.	8 bar
18	756020700	2	Rear wheel, compl.	3 bar
*9	952061500	4	Tire	
*10	952021401	4	Rim	
*11	952077400	4	Valve	
22	939755230	40	Ball collar nut	
23	500137	2	Hex. screw	
24	938112158	8	Hex. screw	
25	938112175	6	Hex. screw	
26	754020019	8	Safety plate	
27	933130270	2	Simple roller chain	
28	933130276	2	Simple roller chain	
29	933139810	4	Chain lock	
30			Oil filter	12.05.2004
*) Available as single part				

Rear axle, compl.

756-02110

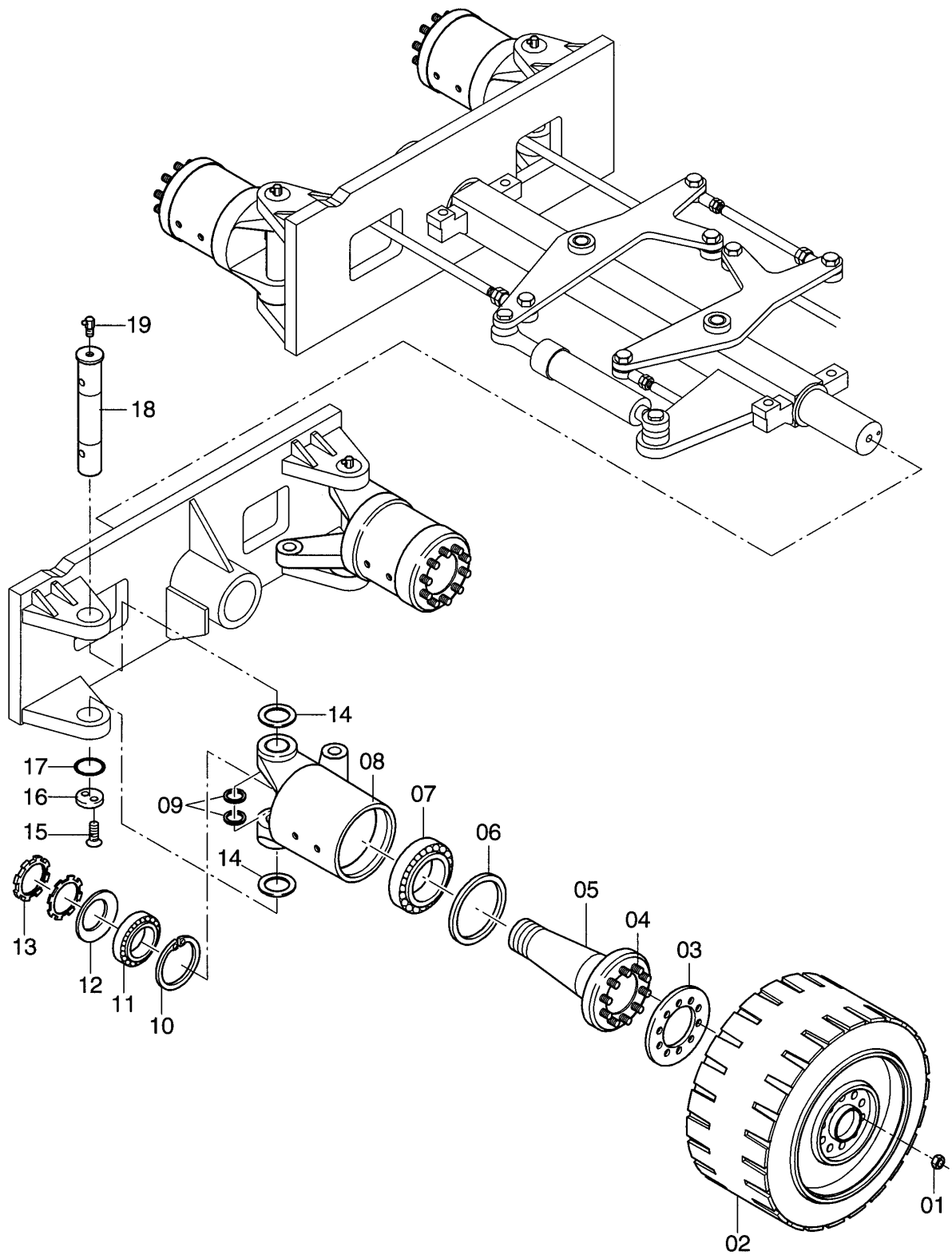
Pos. Item	Best.-Nr. Part No.	Anz. Qty.	Beschreibung Description	Bemerkung Note
			Standard Drive, standard seats	
1	656-03108	1	Steering	
2	712-03113	1	Front wheel	
3	754-03155	1	Standard seat	
4	654-03200	1	Operator desk, moveable	
Grp. 03, Steering compl.				



Pos. Item	Best.-Nr. Part No.	Anz. Qty.	Beschreibung Description	Bemerkung Note
1	938150976	2	Hex. screw	
2	936905029	2	Spring washer	
3	931501325	2	Clamping pin	
4	772031491	2	Cover	
5	750082410	4	Bushing	
6	656031002	1	Wheel support, left	
7	656030280	1	Axle	
8	500147	4	Hex. screw	
9	936780017	14	Safety plate	
10	938190524	4	Hex. nut	
11	935511250	2	Grease nipple	
12	960993150	2	Distance piece	
13	930298510	2	Tube	X mm
14	960961549	2	Pipe nut	
15	960134205	2	Screwing	
16	960969150	2	Hose mounting	
17	990197000	2	Hydraulic cylinder	
18	750080052	2	Screw	
19	756030269	2	Washer	
20	938462116	2	Nut	
21	936790604	2	Split pin	
22	656030227	2	Tie rod	
23	656030226	2	Tie rod	
24	937680501	10	Hex. screw	
25	656031012	1	Wheel support, right	
26	930136826	2	Bushing	
27	656030236	1	Steering lever, left	
28	930136827	2	Bushing	
29	656030235	1	Steering lever, right	
30	49300080	5	Hinge rod head	
31	938192669	5	Hex. nut	
32	656030225	1	Tie rod	
33	938190998	5	Hex. nut	
34	49302574	5	Hinge rod head	

Steering

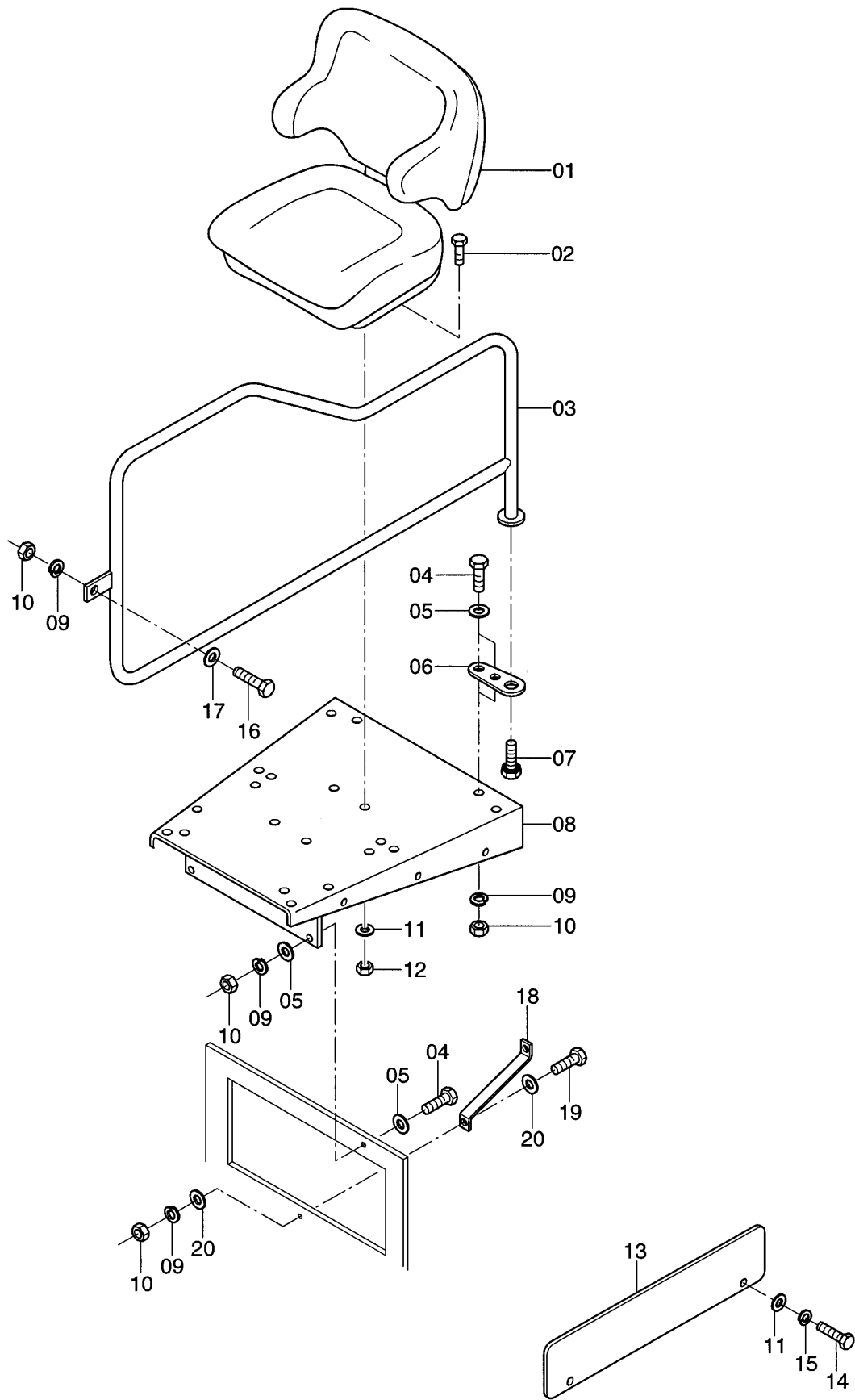
656-03108



Pos. Item	Best.-Nr. Part No.	Anz. Qty.	Beschreibung Description	Bemerkung Note
1	49901284	40	Nut	
2	20005109	4	Front wheel	
3	30013523	4	Washer	
	20006559	1	Steering arm	
4	49901336	10	Screw	
5	30013417	1	Axle	
6	49000250	1	Support ring of gasket	
7	49530038	1	Roller bearing	
8	30013419	1	Steering arm	
9	49040010	2	Sealing washer	
10	49900265	1	Circlip	
11	49530037	1	Taper roller bearing	
12	49000249	1	Support ring of gasket	
13	49901750	1	Nut	
14	49302103	8	Washer	
15	49901055	8	Screw	
16	300011374	4	Cover	
17	49020026	8	O-ring	
18	30011373	4	Axle	
19	49901099	4	Grease nipple	

Front wheel

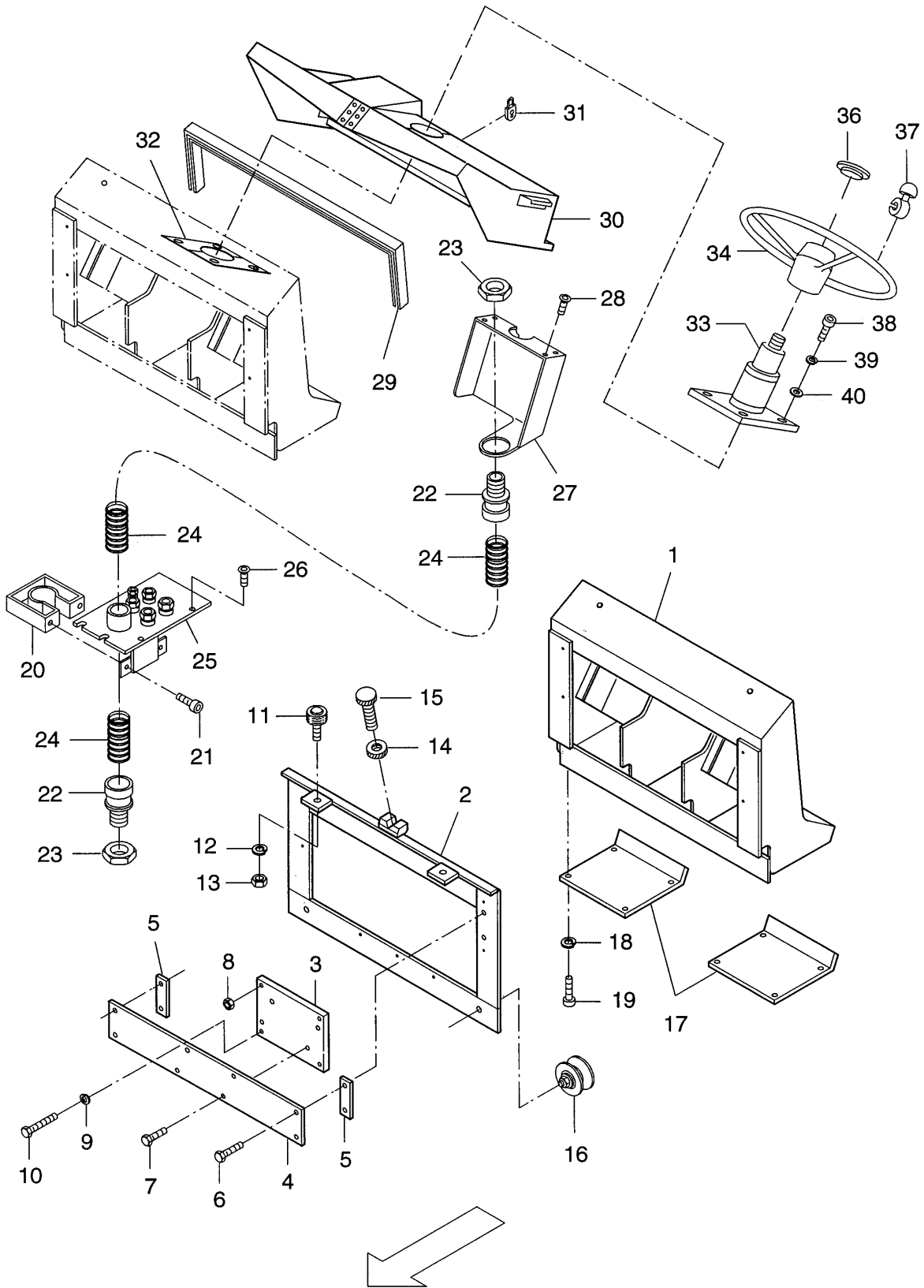
712-03113



Pos. Item	Best.-Nr. Part No.	Anz. Qty.	Beschreibung Description	Bemerkung Note
1	953420311	2	Drivers seat	
2	500037	8	Hex. screw	
3	754032601	2	Hand rail	
4	500021	8	Screw	
5	600006	12	Washer	
6	754032615	2	Support tongue	
7	939786705	2	Tensilock-screw	
8	754032610	2	Seat console	
9	49900161	14	Screw retention	
10	929233	14	Nut	
11	600009	8	Washer	
12	938480510	8	Nut	
13	866110453	2	Side plate	
14	500035	4	Hex. screw	
15	49900032	4	Screw retention	
16	500190	2	Screw	
17	939130010	2	Washer	
18	754150313	2	Bearing for seat	
19	500230	4	Hex. screw	
20	939570514	8	Washer	

Standard seat

754-03155

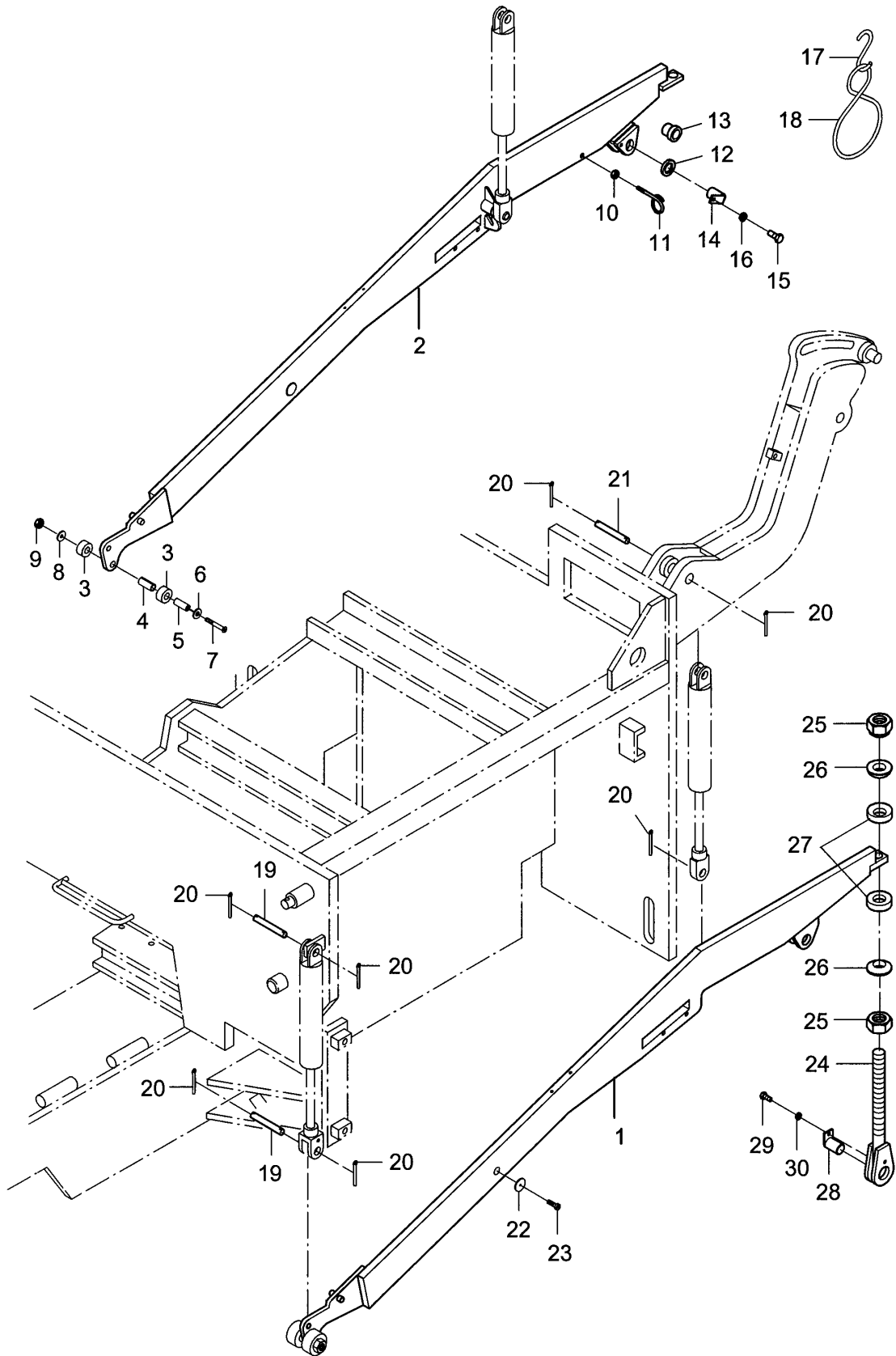


Pos. Item	Best.-Nr. Part No.	Anz. Qty.	Beschreibung Description	Bemerkung Note
1	654231501	1	Panel support	
2	759231344	1	Frame	
3	756231382	1	Plate	
4	756231190	1	Strip	
5	756231199	2	Plate	
6	500021	4	Screw	
7	500053	4	Screw	
8	570005	2	Nut	
9	49900161	12	Screw retention	
10	500230	2	Hex. screw	
11	935171235	2	Cam roller	
12	49900008	2	Screw retention	
13	938192612	2	Hex. nut	
14	866031272	2	Knurled nut	
15	866031271	2	Locking screw	
16	654231158	2	Roller, compl.	
17	759231521	2	Cover	
18	49900080	8	Screw retention	
19	936736485	29	Screw	
20	930429190	1	Corrugated pipe clamp	
21	508070	2	Screw	
22	930117032	2	Hose screwing	
23	930420611	2	Counter nut	
24	930540812	1	Corrugated pipe	
25	654231322	1	Hose holder	
26	508070	2	Screw	
27	110130012	1	Holder	
28	939475221	2	Screw	
29	930280159	1	Protection	x m
30	654231705	1	Hood	
31	930450525	1	Padlock	
32	712231337	1	Cover plate	
33	49260024	1	Steering column	
34	49302520	1	Steering wheel	
36	930101650	1	Cover cap	
37	49302328	1	Control grip	
38	508014	4	Hex. socket screw	
39	947887	4	Spring washer	
40	600021	1	Washer	

Operator desk, moveable

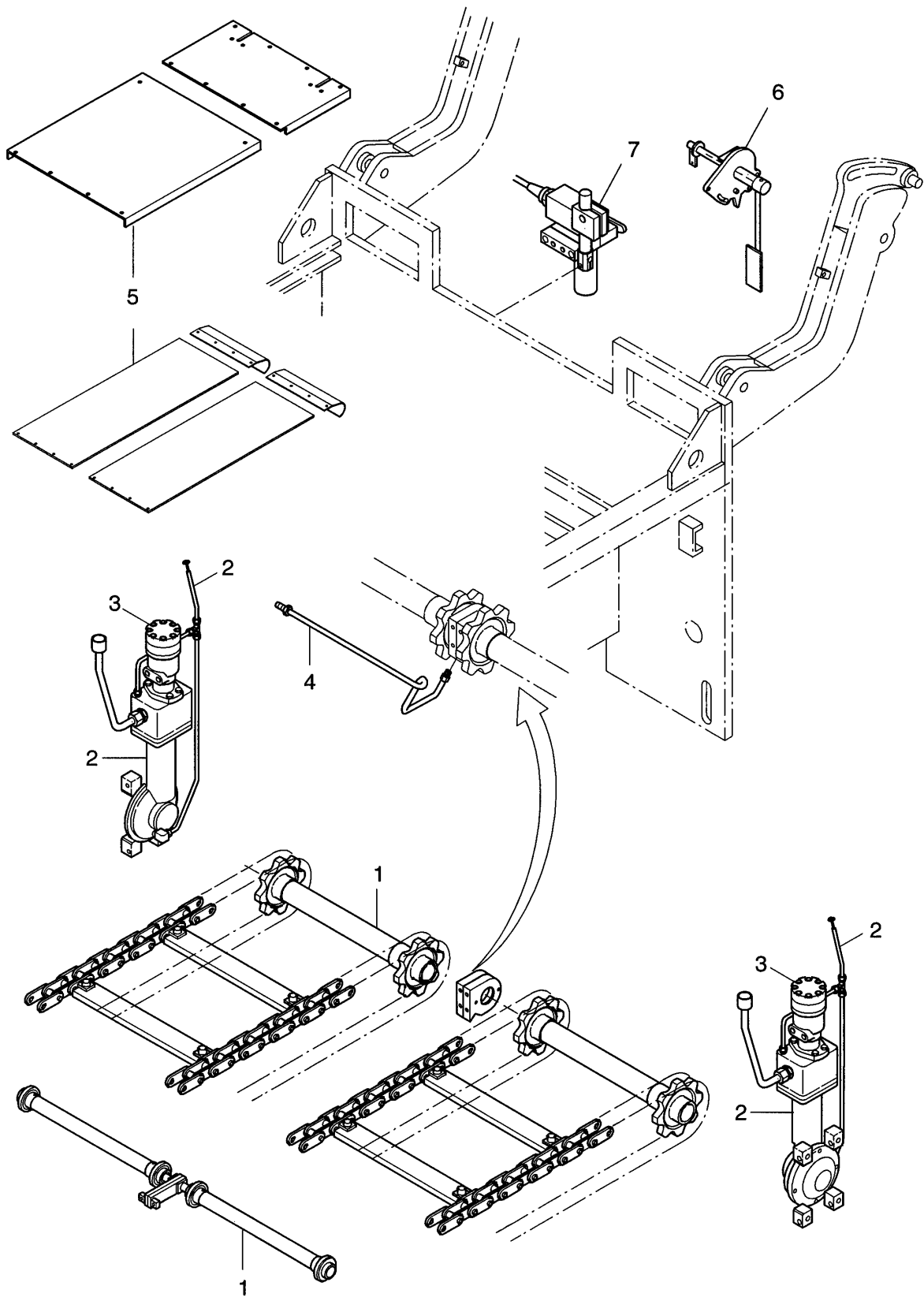
654-03200

Pos. Item	Best.-Nr. Part No.	Anz. Qty.	Beschreibung Description	Bemerkung Note
1	656-04100	1	Side screed arms, compl.	
Grp. 04, Side Screed Arms compl.				

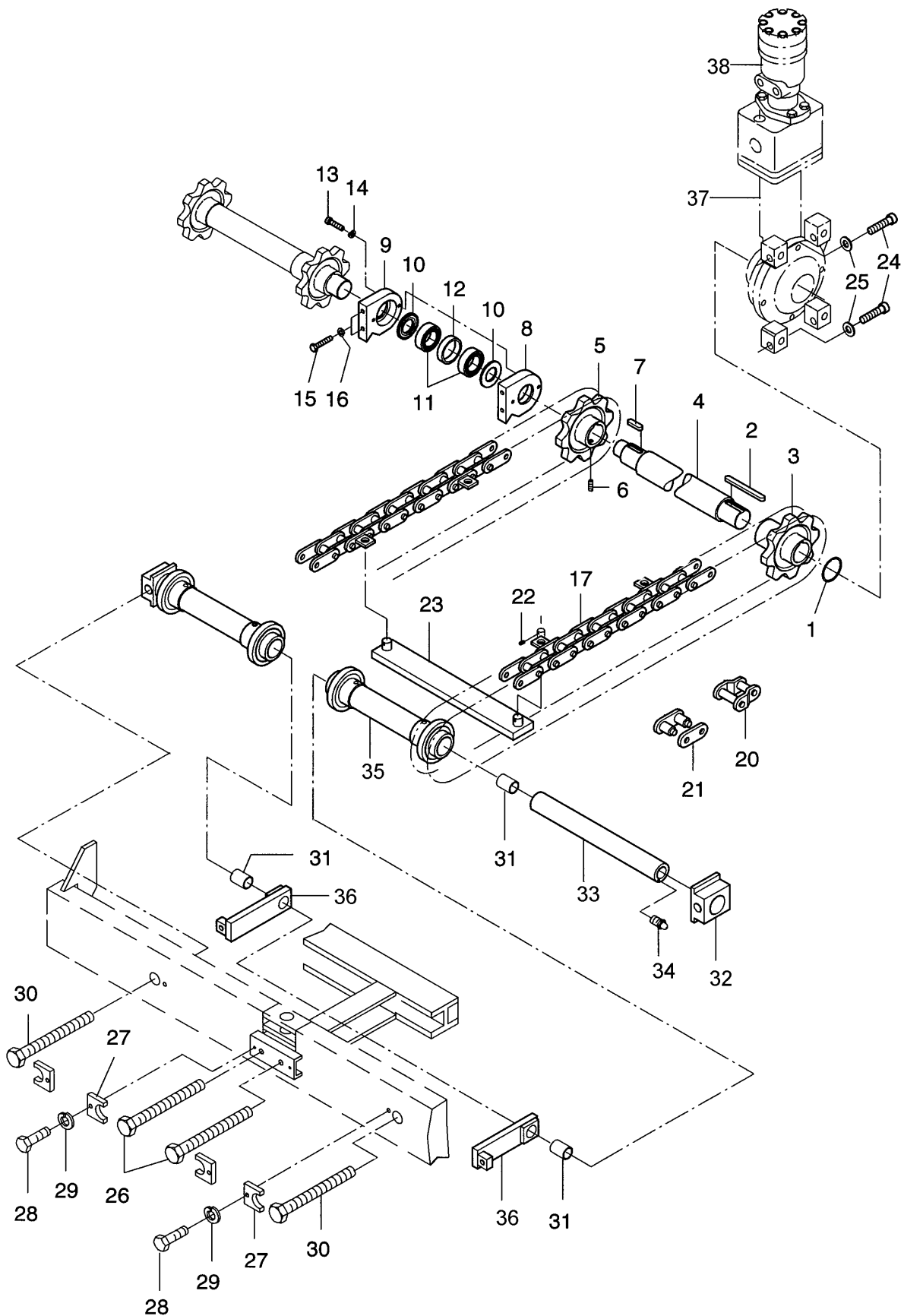


Pos. Item	Best.-Nr. Part No.	Anz. Qty.	Beschreibung Description	Bemerkung Note
1	656046101	1	Side screed arm, left	
2	656046201	1	Side screed arm, right	
3	661364	4	Roller head	
4	931503333	2	Clamping pin	
5	661365	2	Distance pipe	
6	600014	2	Washer	
7	939475341	2	Countersunk screw	
8	939570518	2	Washer	
9	938480510	2	Nut	
10	929233	2	Nut	
11	866045932	2	Hose holder	
12	654042527	2	Distance piece	
#3	654042627	2	Distance bushing	
14	654042505	2	Bolt	
15	500048	2	Screw	
16	49900025	2	Screw retention	
17	864041005	1	Hook	
18	930381004	1	Elastic string	
19	750450046	4	Bolt	
20	936790657	14	Split pin	
21	990020297	2	Bolt	
22	977860101	4	Reflector, yellow	
23	936753326	4	Flat head screw	
24	886045941	2	Spindle	
25	938190026	4	Hex. nut	
26	930298331	4	Spherical washer	
27	930284435	4	Connical ring	
28	886045946	2	Bolt	
29	500053	2	Screw	
30	49900161	2	Screw retention	
#) Alternatively delivery - substitution for				
Side screed arms, compl.				656-04100

Pos. Item	Best.-Nr. Part No.	Anz. Qty.	Beschreibung Description	Bemerkung Note
			Standard number of conveyor bars	
1	656-05100	1	Conveyor compl.	
2	756-05101	1	Conveyor	
3	637-05103	1	Conveyor plates	
4	756-05104	1	Conveyor gear with Dipstick	
5	757-05105	1	Drive for conveyor gear	
6	756-05106	1	Grease pipeline conveyor	
7	756-05107	1	Limit switch conveyor	
8	754-05108	1	Sonic sensor conveyor	
Grp. 05, Conveyor compl.				



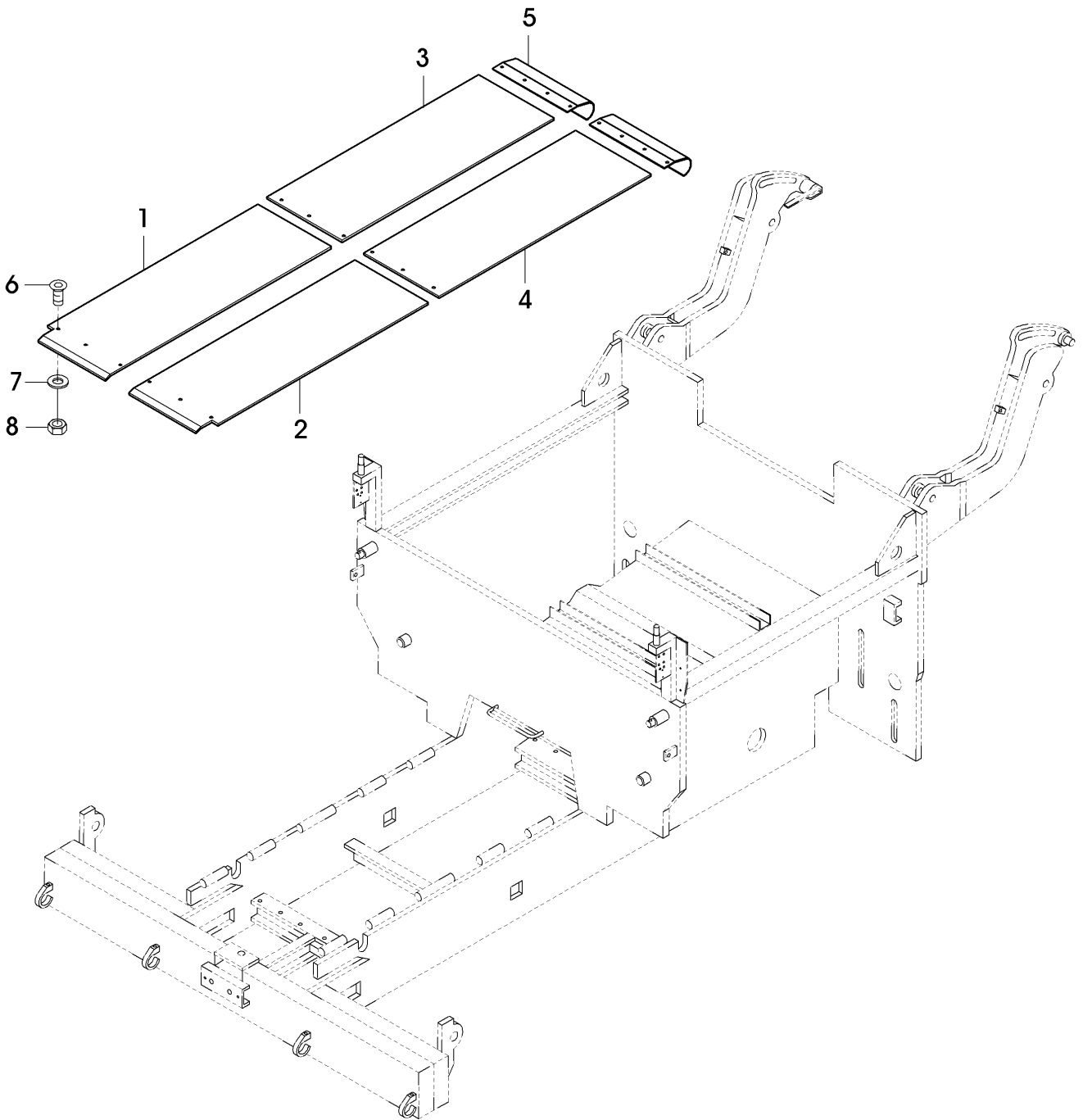
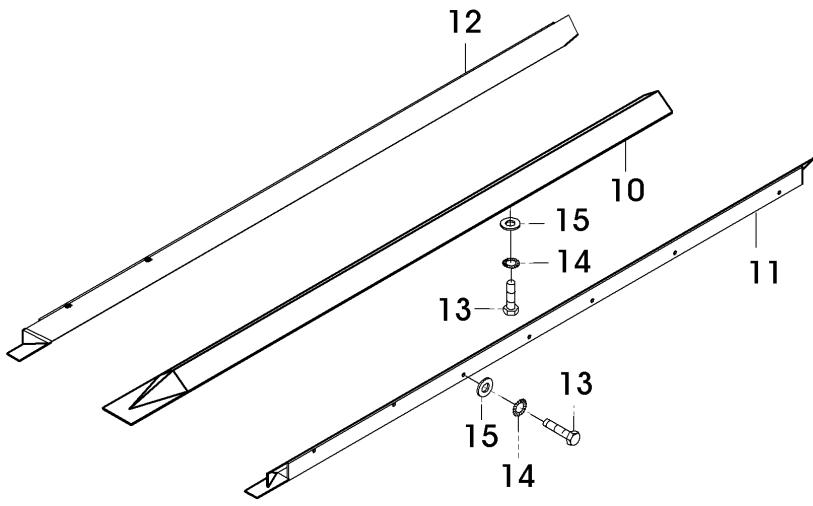
Pos. Item	Best.-Nr. Part No.	Anz. Qty.	Beschreibung Description	Bemerkung Note
1			see conveyor	
2			See conveyor gear	
3			See drive for conveyor gear	
4			See grease pipelines	
5			See conveyor plates	
6			See sonic sensor conveyor	
7			See limit switch conveyor	
Conveyor compl.				656-05100



Pos. Item	Best.-Nr. Part No.	Anz. Qty.	Beschreibung Description	Bemerkung Note
1	932820083	2	Circlip	
2	931701638	2	Feather key	
3	770060110	2	Chain wheel	
4	774060725	2	Drive shaft	
5	774060727	2	Chain wheel	
6	516029	2	Threaded pin	
7	931701634	4	Feather key	
8	882060130	1	Bearing ring, left	
9	882060131	1	Bearing ring, right	
10	932580716	2	Nilos ring	
11	935011763	2	Roller bearing	
12	872060135	1	Spacer	
13	508080	2	Cylinder screw	
14	49900025	2	Screw retention	
15	500121	4	Screw	
16	49900032	4	Screw retention	
17	933023076	4	Conveyor chain	
18	933058080	X	Coupler link	
21	933083010	X	Chain lock	
22	931500924	56	Clamping sleeve	
23	750132506	28	Conveyor bar	
24	937930500	4	Screw	
25	939010410	4	Washer	
26	774061010	2	Tension screw	
27	750130070	4	Safety plate	
28	500048	4	Screw	
29	49900025	4	Screw retention	
30	774061022	2	Tension screw	
31	750130009	4	Sleeve	
32	774061020	2	Guide sleeve	
33	774061027	2	Axle	
34	935511210	2	Grease nipple	
35	750130600	2	Reversing roller	
36	774061032	2	Guide plate	
37			See conveyor gear	
38			See drive for conveyor gear	
*) Available as single part				

Conveyor

756-05101

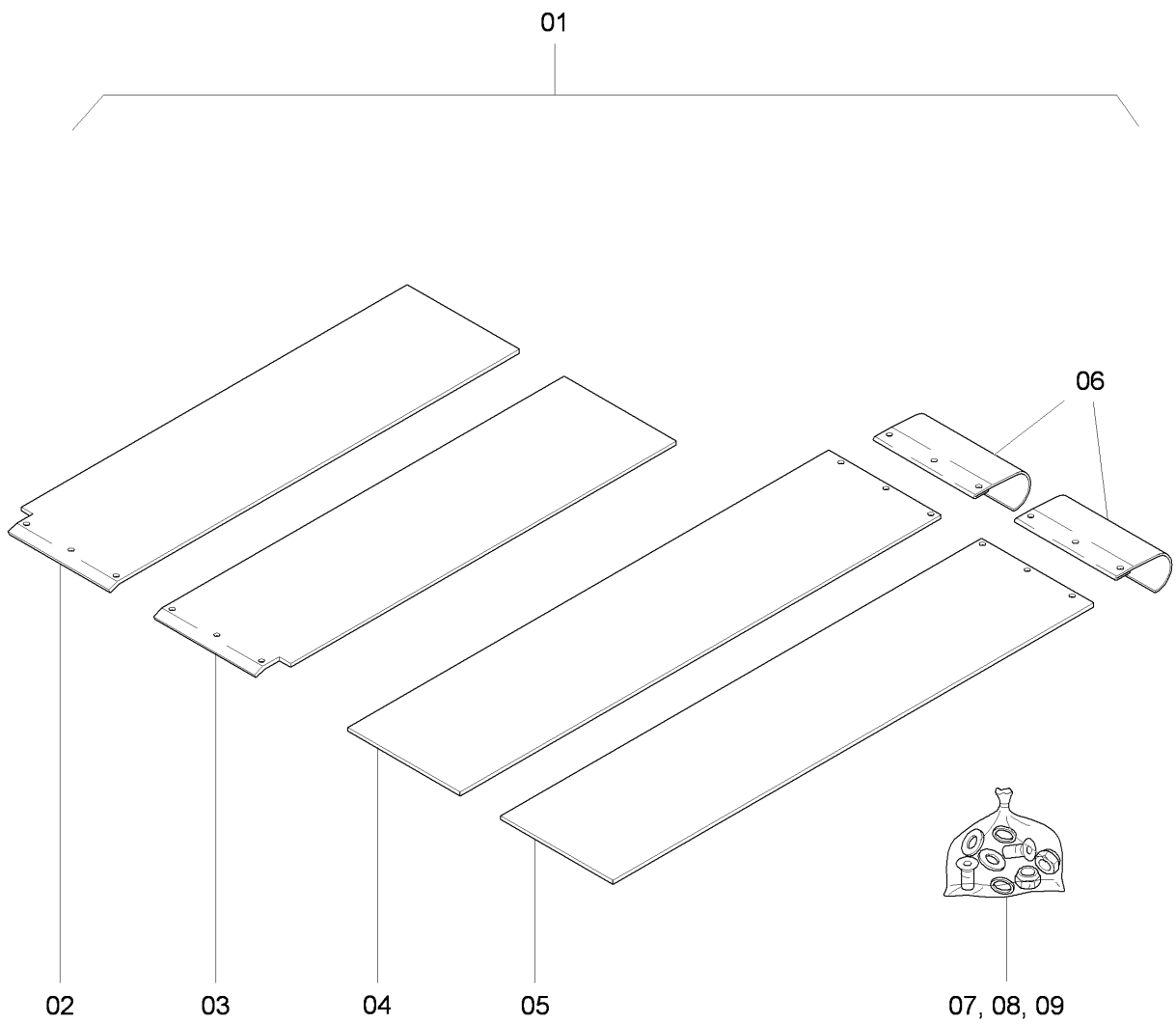


Pos. Item	Best.-Nr. Part No.	Anz. Qty.	Beschreibung Description	Bemerkung Note
1	656012301	1	Conveyor plate, front right	
2	656012302	1	Conveyor plate, front left	
3	656012310	1	Conveyor plate, rear right	
4	656012311	1	Conveyor plate, rear left	
5	882012320	2	Reversing plate	
6	939478278	18	Countersunk screw	
7	939570516	6	Washer	
8	938480509	18	Hex. nut	
	299-05002	1	Wear part kit conveyor plates	
10	756012144	1	Guide plate, middle	
11	756012154	1	Guide plate, left	
12	756012164	1	Guide plate, right	
13	938150871	20	Hex. screw	
14	49900008	20	Screw retention	
15	939570522	20	Washer	
	679594	1	Roof profile, Standard	
			–	07.07.06

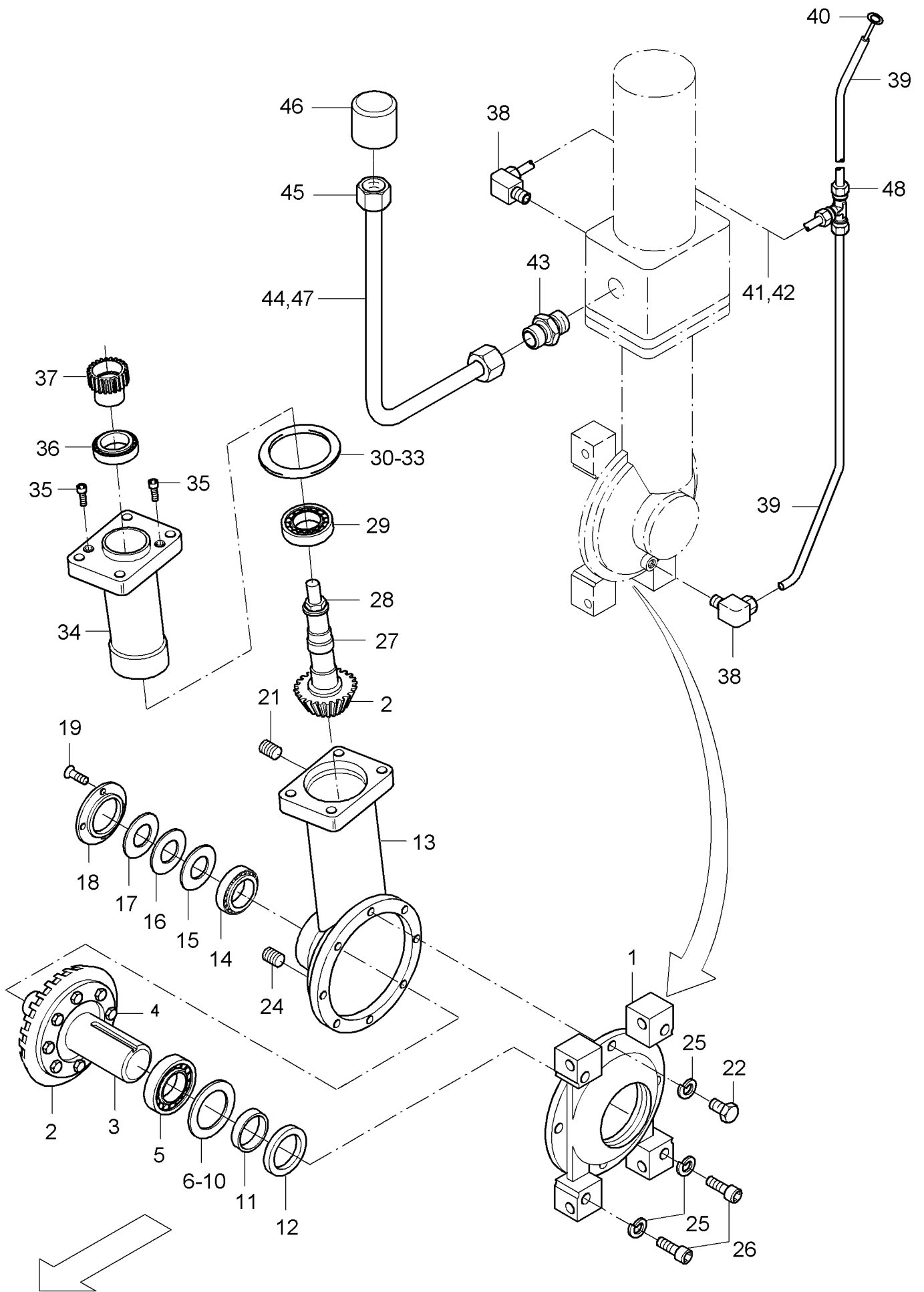
Conveyor plates

637-05103

Lattenrostblechsatz
Coveyor plates kit



Pos. Item	Best.-Nr. Part No.	Anz. Qty.	Beschreibung Description	Bemerkung Note
1	690558		Conveyor plate kit	
2	656012301	1	Conveyor plate, front right	
3	656012302	1	Conveyor plate, front left	
4	656012310	1	Conveyor plate, rear right	
5	656012311	1	Conveyor plate, rear left	
6	882012320	2	Reversing plate	
7	939478278	18	Countersunk screw	
8	939570516	6	Washer	
9	938480509	18	Hex. nut	
			–	ST 12.06.2008
Wear part kit conveyor plates				299-05002

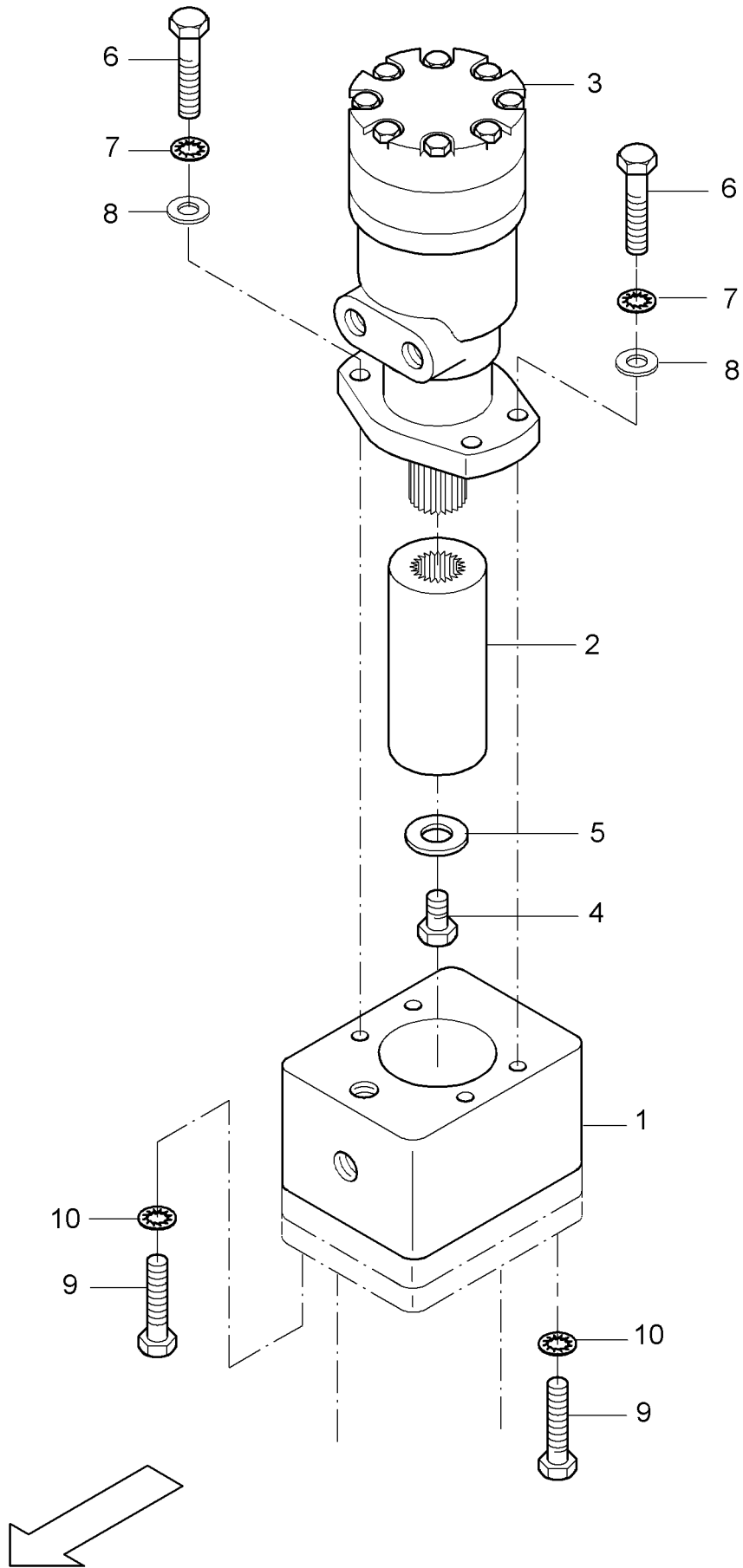


Pos. Item	Best.-Nr. Part No.	Anz. Qty.	Beschreibung Description	Bemerkung Note
		1	Conveyor gear, compl. 756 06 15 00	
1	756061502	1	Housing cover	
2	756183258	1	Gear set, compl.	
3	756061525	1	Spur bevel-gear support	
4	930452560	8	Hex. screw	
5	935236609	1	Taper roller bearing	
6	756061558	1	Shim	1,0 mm
7	756061559	1	Shim	0,5 mm
8	756061560	1	Shim	0,3 mm
9	756061561	1	Shim	0,2 mm
10	756061562	1	Shim	0,1 mm
11	756061528	1	Track ring	
12	935355064	1	Shaft sealing ring	
13	756061130	1	Bevel gear box	
14	935236610	1	Taper roller bearing	
15	932101067	1	Shim	0,1 mm
16	932101070	1	Shim	0,3 mm
17	932101072	1	Shim	0,5 mm
18	756061105	1	Bearing cover	
19	939780416	4	Counter screw torx	
21	937860060	1	Plug screw	
22	500028	4	Screw	
24	937860119	1	Plug screw	
25	49900025	8	Screw retention	
26	508053	4	Screw	
27	930435011	1	Tension ring	
28	938481615	1	Hex. nut	
29	935229705	1	Taper roller bearing	
30	932101335	1	Shim	1,0 mm
31	932101332	1	Shim	0,5 mm
32	932101330	1	Shim	0,3 mm
33	932101327	1	Shim	0,1 mm
34	756061106	1	Housing, inner part	
35	508019	2	Screw	
36	935229706	1	Taper roller bearing	
37	756061136	1	Driver sleeve	
38	961136207	4	Swivel nut elbow	
39	754063008	2	Pipe for dipstick	
40	754062902	2	Dipstick	
41	754063003	1	Connection pipe right	
42	754063016	1	Connection pipe, left	
43	961935210	2	Straight double-ended union	
44	754063013	1	Pipeline, left	
45	961180618	2	Reduction union	
46	930520366	2	Cap	
47	754063014	1	Pipeline, right	

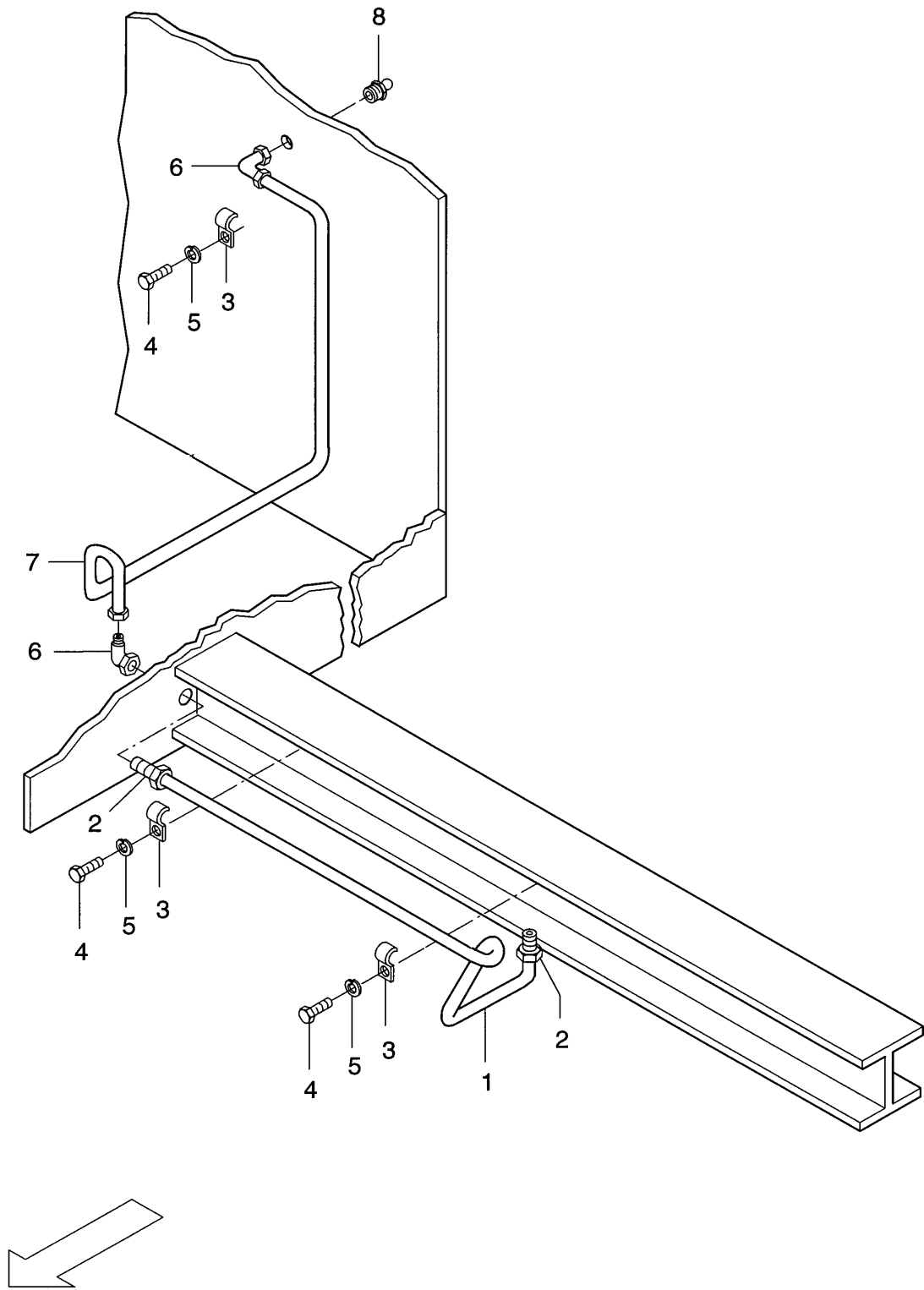
Conveyor gear with Dipstick

756-05104

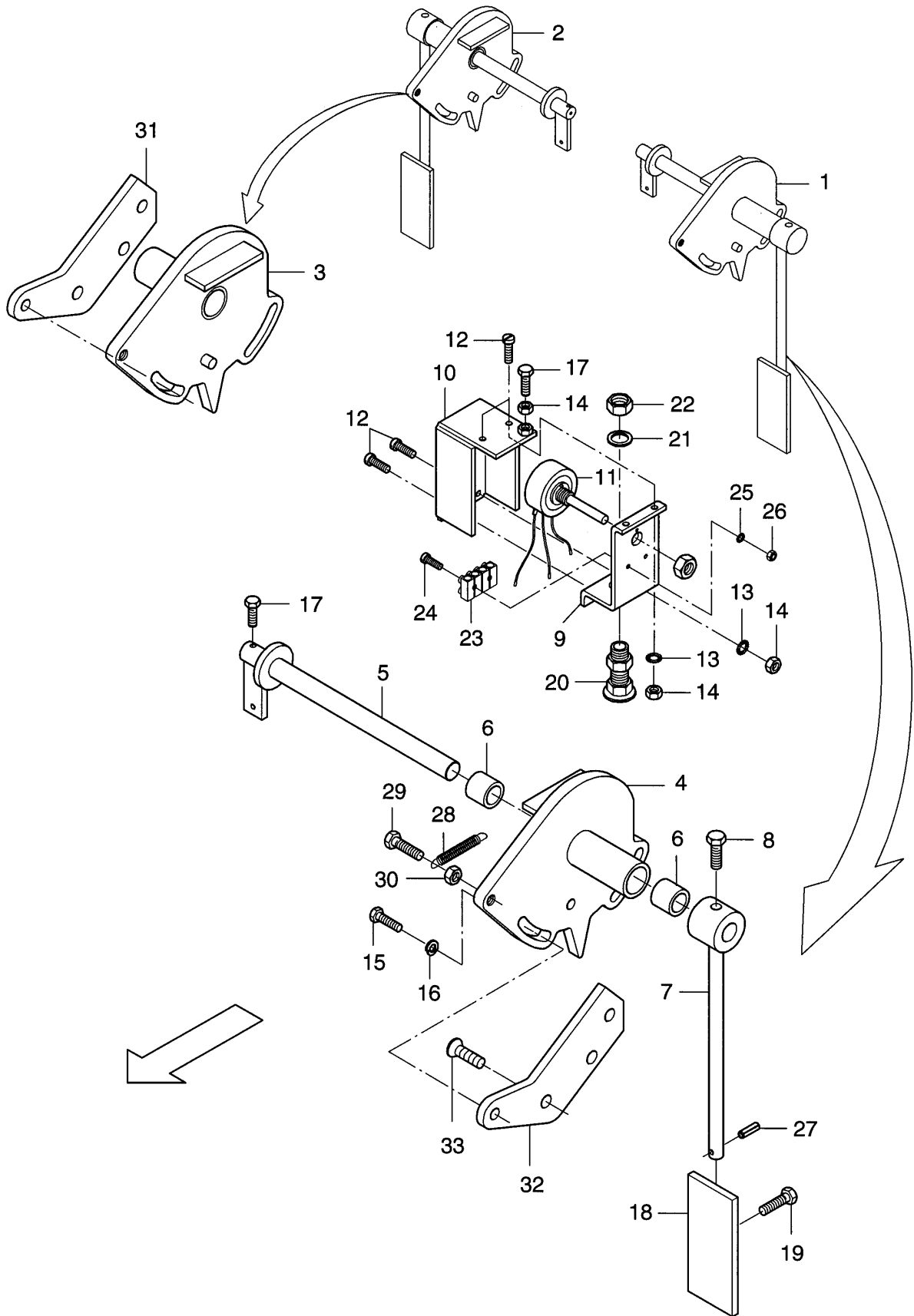
Pos. Item	Best.-Nr. Part No.	Anz. Qty.	Beschreibung Description	Bemerkung Note
48	961105007	2	Screwing	
Conveyor gear with Dipstick				756-05104



Pos. Item	Best.-Nr. Part No.	Anz. Qty.	Beschreibung Description	Bemerkung Note
	757061700		Drive for conveyor gear	
1	757061703	1	Flange for motor, right	
2	756061305	1	Sleeve	
S3	966066000	1	Hydraulic motor	
_S1	679559	1	_Sealing kit	
4	500193	1	Hex. screw	
5	939130014	1	Washer	
6	500037	4	Hex. screw	
7	49900032	4	Screw retention	
8	939570018	1	Lower washer	
9	938111613	4	Hex. screw	
10	49900238	4	Shake-proof washer	
11	757061707	1	Bushing	
			—	23.11.06
S)	Set of parts / to consist of the following parts with item no. _1 - _x			
Drive for conveyor gear				757-05105



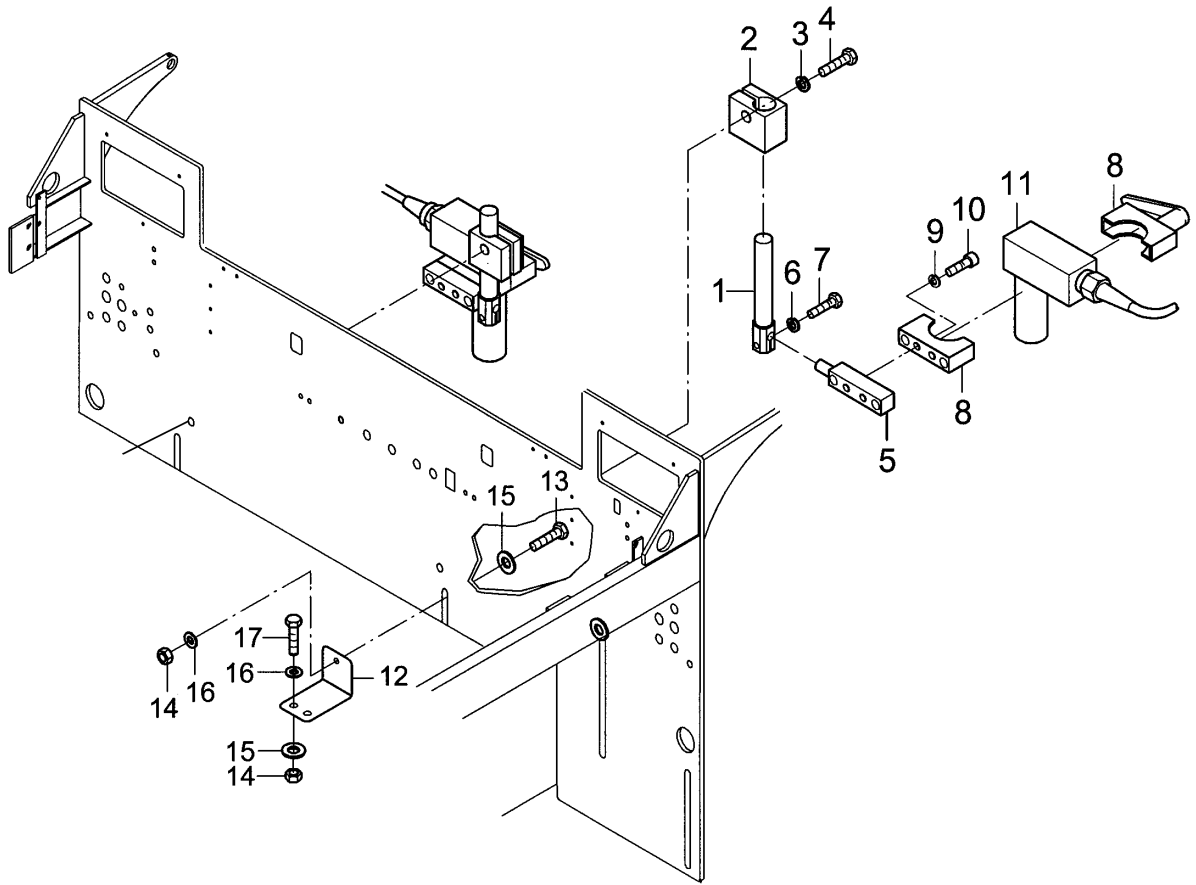
Pos. Item	Best.-Nr. Part No.	Anz. Qty.	Beschreibung Description	Bemerkung Note
	756061800		Grease pipelines	
1	930298510	1	Tube	X mm
2	961134205	2	Screwing	
3	934364510	3	Clip	
4	49900078	3	Screw	
5	49900080	3	Screw retention	
6	961936205	2	Male elbow	
7	930298510	1	Tube	X mm
8	935512215	1	Grease nipple	
			–	07.06.06
Grease pipeline conveyor				756-05106



Pos. Item	Best.-Nr. Part No.	Anz. Qty.	Beschreibung Description	Bemerkung Note
1		1	Limit switch, left	756062500
2		1	Limit switch, right	756062600
3	722062401	1	Mounting plate	
4	722062301	1	Mounting plate	
5	756062310	2	Shift shaft	
6	930136668	4	Bushing	
7	756062319	2	Lever	
8	500021	2	Screw	
9	756062323	2	Console	
10	756062324	2	Cover flap	
11	722062326	2	Potentiometer assy	
12	533025	8	Screw	
13	938900516	8	Washer	
14	938191013	10	Nut	
15	500053	4	Screw	
16	49900161	4	Screw retention	
17	500006	4	Screw	
18	862189066	2	Buffer plate	
19	500048	2	Screw	
20	977415013	2	Wire connection	
21	977416413	2	Sealing washer	
22	977416713	2	Counter nut	
23	977414541	2	Terminal board	
24	936750114	4	Screw	
25	938900510	4	Fan disc	
26	938191010	4	Nut	
27	629008	2	Clamping sleeve	
28	903996870	2	Tension spring	
29	500240	2	Screw	
30	938480509	2	Hex. nut	
31	756062557	1	Retainer l.h.	
32	756062657	1	Support, right	
33	939475222	4	Screw	

Limit switch conveyor

756-05107

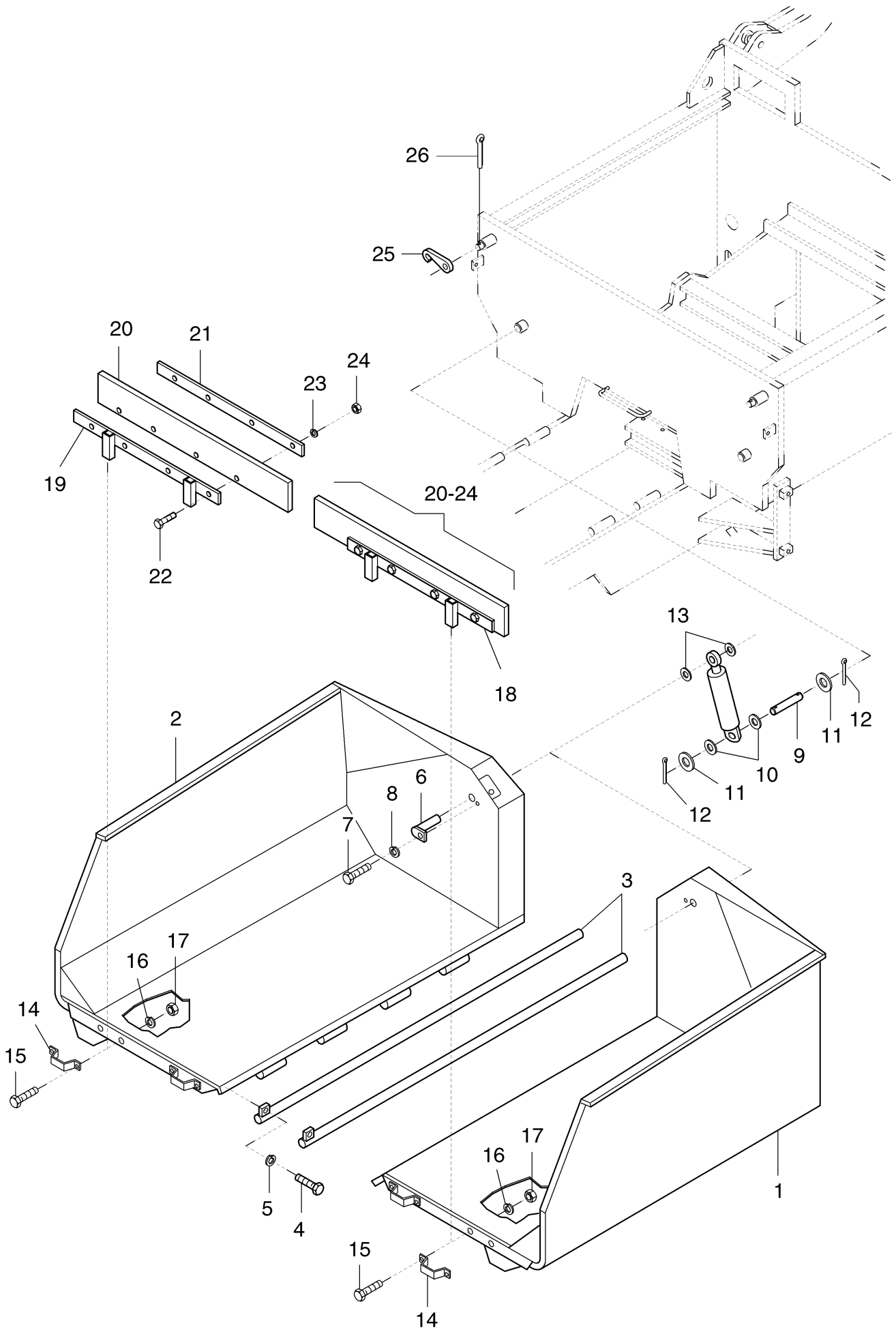


Pos. Item	Best.-Nr. Part No.	Anz. Qty.	Beschreibung Description	Bemerkung Note
1	772189412	2	Clamp holder	
2	772189421	2	Clamping block	
3	600008	4	Washer	
4	500032	2	Hex. screw	
5	772189411	2	Console for sensor holder	
6	600006	2	Washer	
7	500021	2	Screw	
8	900650645	2	Tube holder	
9	947886	4	Spring washer	
10	508001	4	Cylinder screw	
11		2	Sonic sensor see gr. 09, electric	
12	722903066	2	Covering angle	
13	500029	2	Screw	
14	570006	6	Hex. nut	
15	939570016	6	Washer	
16	600009	6	Washer	
17	500048	4	Screw	

Sonic sensor conveyor

754-05108

Pos. Item	Best.-Nr. Part No.	Anz. Qty.	Beschreibung Description	Bemerkung Note
	654-06111		Hopper, compl.	
Grp. 06, Hopper				

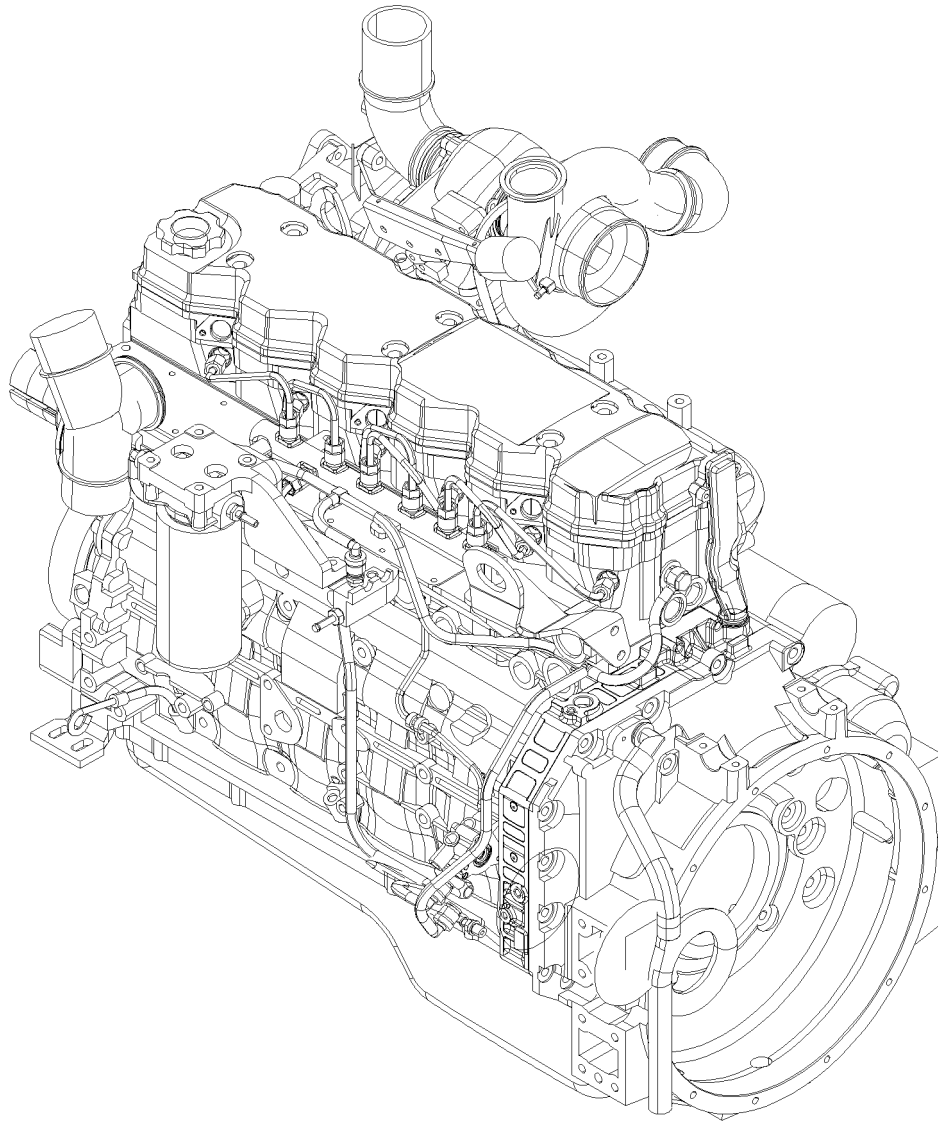


Pos. Item	Best.-Nr. Part No.	Anz. Qty.	Beschreibung Description	Bemerkung Note
1	654070502	1	Hopper, left	
2	654070602	1	Hopper, right	
3	654072002	2	Hinge rod	
4	500028	2	Screw	
5	49900025	2	Screw retention	
6	867070017	2	Bolt	
7	500048	2	Screw	
8	49900025	2	Screw retention	
9	756070025	2	Bolt	
10	600020	4	Washer	
11	861070029	4	Spacer	
12	936790604	4	Split pin	
13	600020	4	Washer	
14	930418530	4	Stake support	
15	500032	8	Hex. screw	
16	49900025	8	Screw retention	
17	928847	8	Hex. nut	
18	756073003	1	Support, left	
19	756073103	1	Support, right	
20	756073002	1	Rubber plate	
21	756073001	1	Flat steel	
22	500029	4	Screw	
23	49900025	4	Screw retention	
24	928847	4	Hex. nut	
25	756070033	2	Lock hook	
26	630019	2	Split pin	

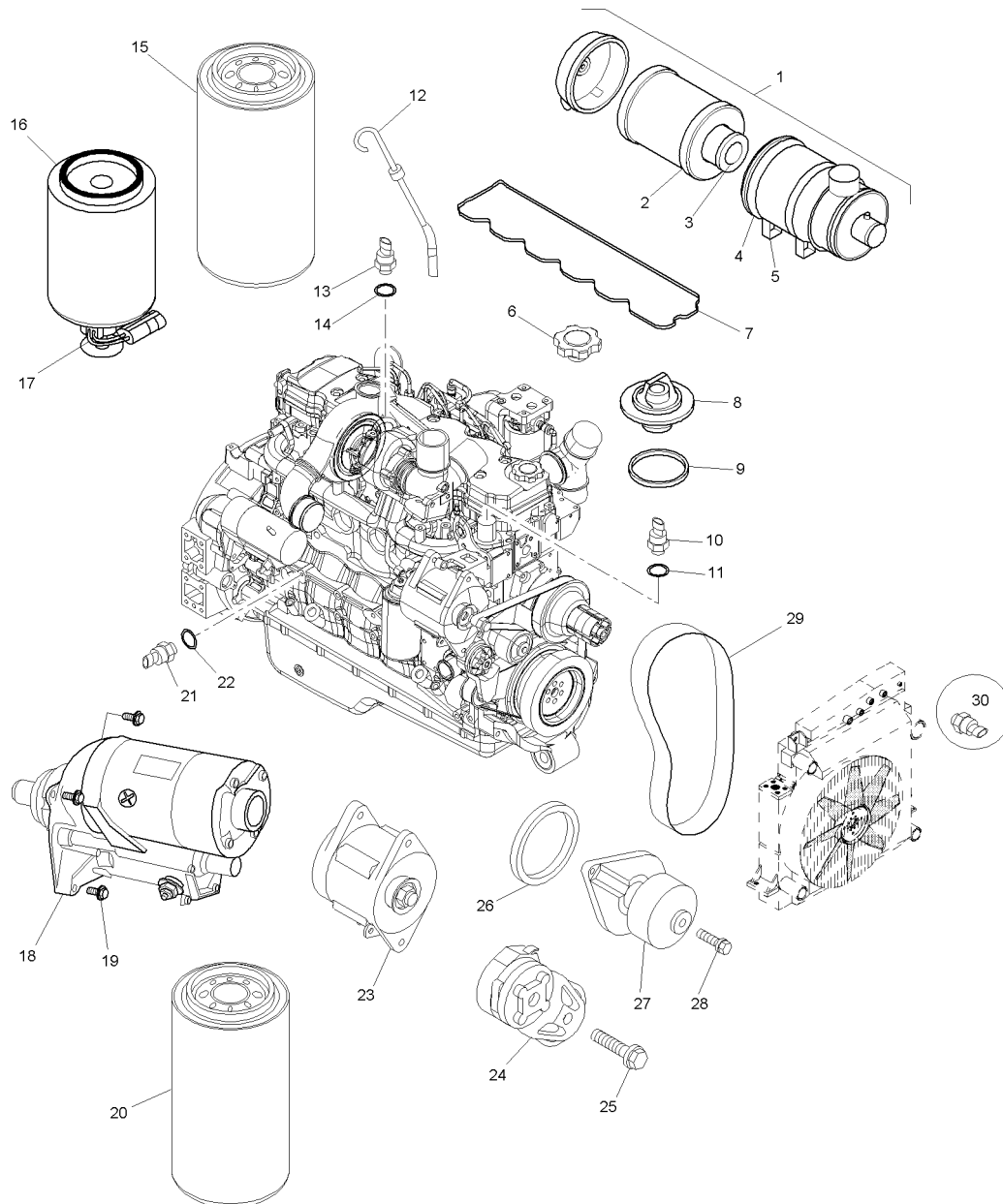
Hopper, compl.

654-06111

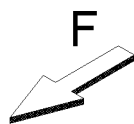
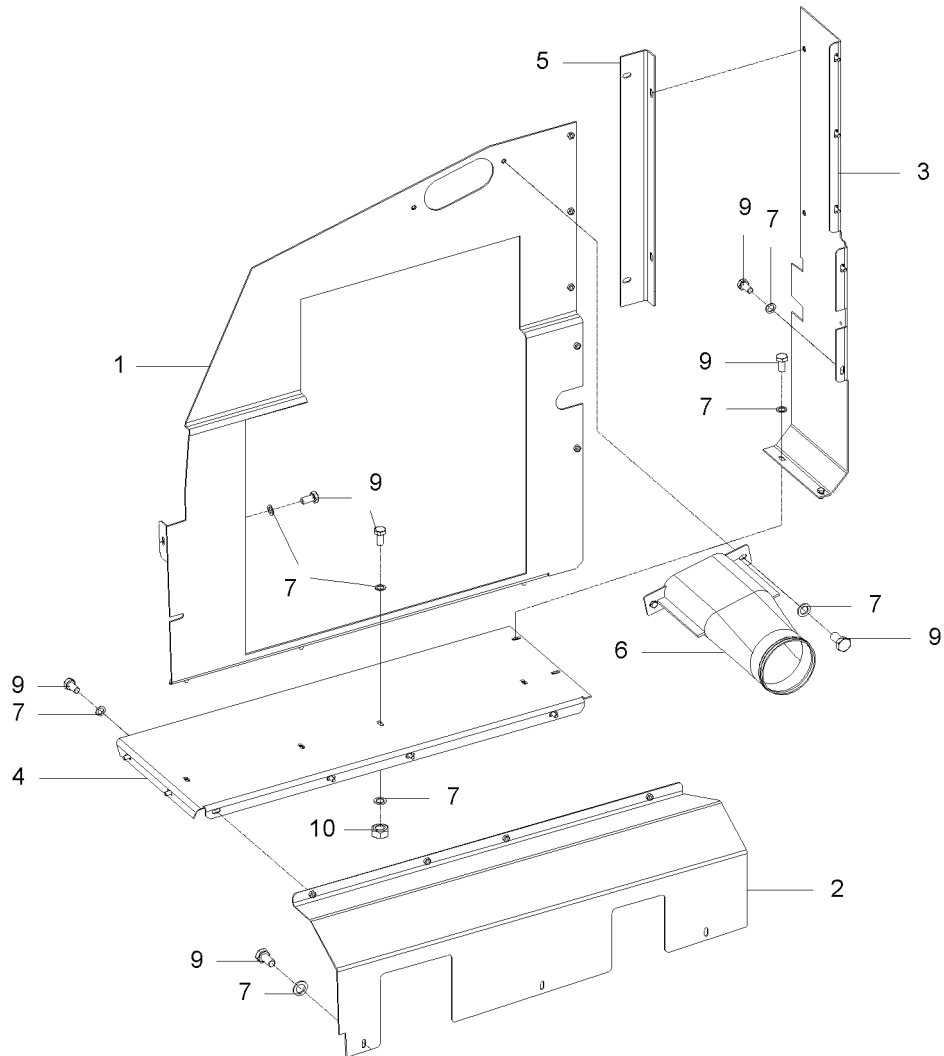
Pos. Item	Best.-Nr. Part No.	Anz. Qty.	Beschreibung Description	Bemerkung Note
	656080006		Drive	
1	966-07051	1	Cummins engine	
2	656-07148	1	Air guide	
3	655-07149	1	Tank attachment	
4	656-07152	1	Fuel equipment	
5	637-07160	1	Water-Oil-Air-Cooler	
6	637-07171	1	Silencer, compl.	
7	656-07181A	1	Mounting part for air cleaner	
8	656-07194	1	Engine frame, compl.	
9	637-07196	1	Engine support, compl.	
10	637-07311	1	Oil drain	
11	656-07810	1	Oil drain	
12	756-07810	1	Drive axle, compl.	
13	862-07850	1	Axle housing compl.	
14	754-07860	1	Gear and Brake	
15	756-07870	1	Differential and axles	
16	754-07880	1	Tensioner for axle	
			—	28.06.2007 TH
			.	NK-00081 TH
Grp. 07, Drive				



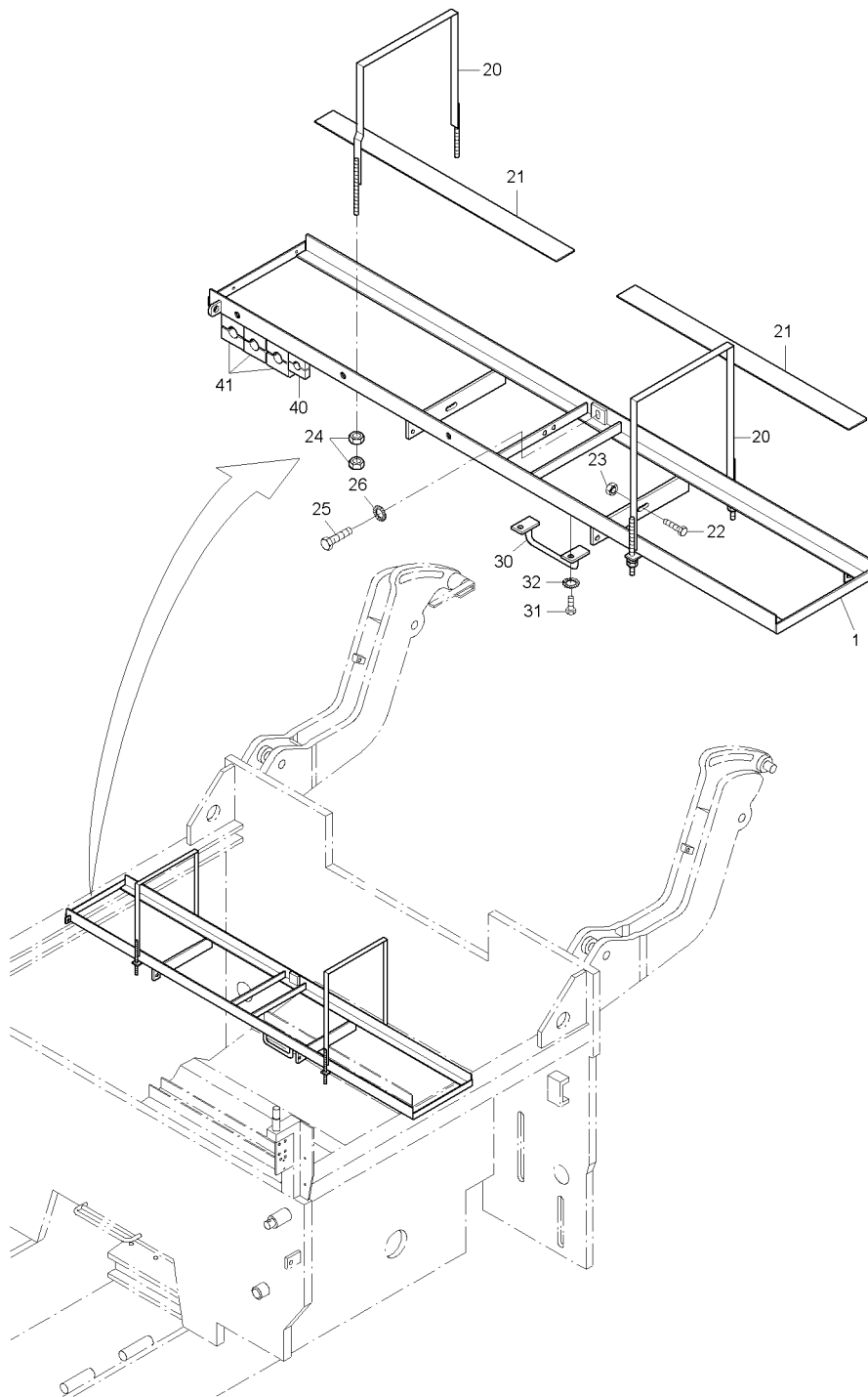
Pos. Item	Best.-Nr. Part No.	Anz. Qty.	Beschreibung Description	Bemerkung Note
1	966390007	1	Cummins engine	QSB 6.7-C190
2	656-07900	1	Service parts	11.06.2007
			–	
Cummins engine				966-07051



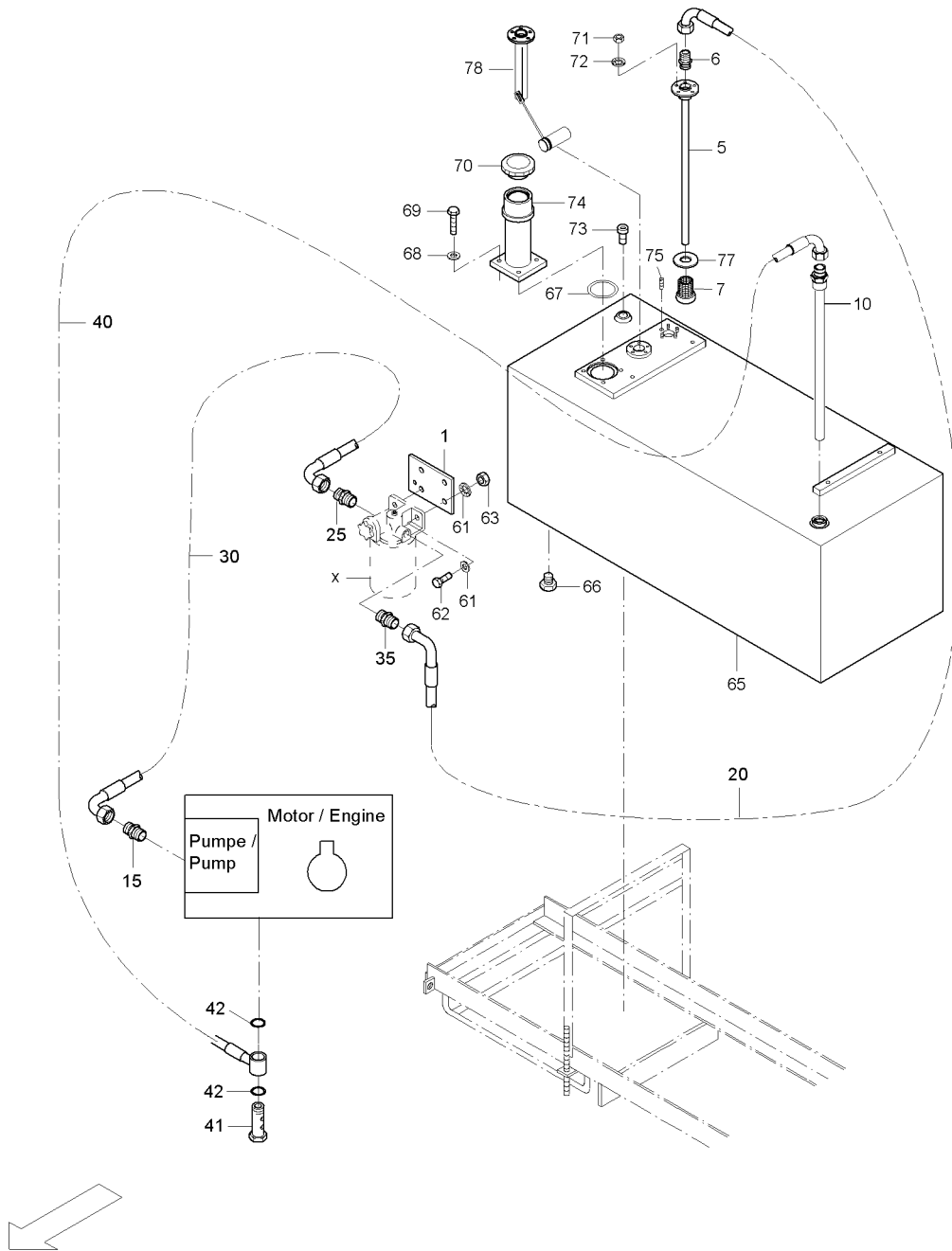
Pos. Item	Best.-Nr. Part No.	Anz. Qty.	Beschreibung Description	Bemerkung Note
			Service parts	QSB6.7
1	964159601	1	Air filter cpl.	
	964812023	1	Maintenance indicator	
2	966600183	1	Air filter, outer element primary	
3	966600182	1	Air filter, inner element safety	
4	964782029	1	Dust empty valve	
5	964735698	2	Support	
6	966532451	1	Cap, filler	
7	966711105	1	Gasket, valve cover	
8	966695201	1	Thermostat	
9	966534092	1	Sealing washer	
10	966662522	1	Sensor, watertemperature	
11	966534093	1	O-ring	
12	966630411	1	Dipstick	
13	966662522	1	Sensor, watertemperature	
14	966534092	1	Sealing washer	
15	966598311	1	Fuel filter	
16	966598312	1	Pre-filter fuel	
17	966662521	1	Sensor, water in fuel	
18	966503074	1	Starter	
19	966516501	2	Screw	
20	966630416	1	Oil filter	
21	966630421	1	Oil pressure switch	
22	966534093	1	O-ring	
23	966600163	1	Alternator	
24	966684600	1	Tension roller	
25	966662519	1	Screw	
26	966534090	1	Sealing	Wasserpumpe / Water pump
27	966720004	1	Water pump	
28	966662520	2	Screw	
29	966655001	1	Belt	
30	966662523	1	Sensor, waterlevel	
			–	22.06.2007 TH
Service parts				656-07900



Pos. Item	Best.-Nr. Part No.	Anz. Qty.	Beschreibung Description	Bemerkung Note
	656081800		Air guide	
1	656081801	1	Bulkhead, top	
2	656081810	1	Bulkhead, lower	
3	656081817	1	Partition	
4	656081820	1	Bottom	
5	654081730	1	Angle plate	
6	635082530	1	Receptacle	
7	49900161	29	Screw retention	
9	500019	23	Screw	
10	570005	6	Nut	
			–	21.05.2007
Air guide				656-07148



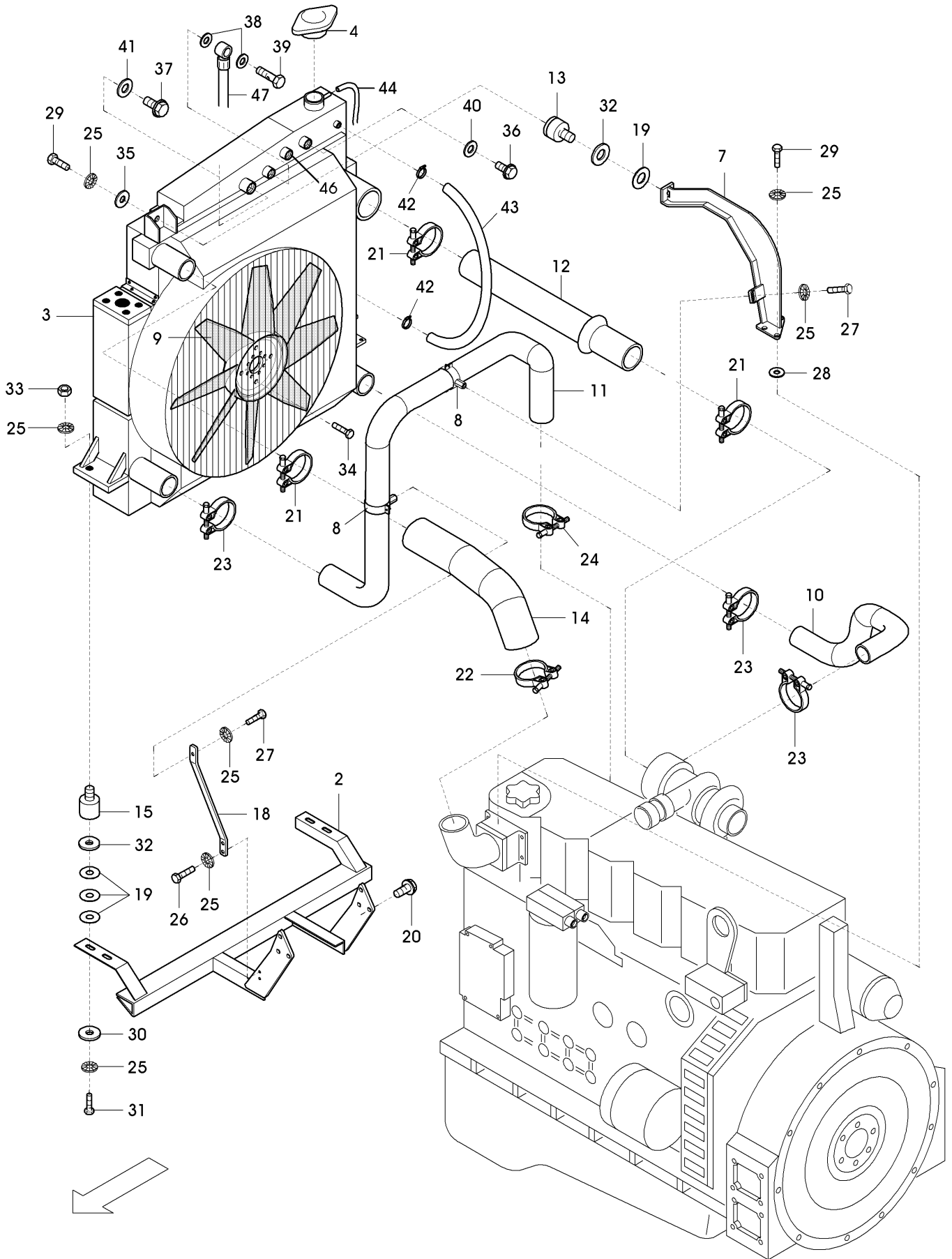
Pos. Item	Best.-Nr. Part No.	Anz. Qty.	Beschreibung Description	Bemerkung Note
	655082500		Tank attachment	
1	655082501	1	Tank attachment	
20	772082421	2	Tension strip	
21	371000065	4	Rubber strip	1015mm
22	500194	2	Screw	
23	938481010	2	Nut	
24	929233	8	Nut	
25	500093	1	Screw	
26	49900008	1	Screw retention	
30	723082435	1	Hose holder	
31	500053	2	Screw	
32	49900161	2	Screw retention	
40	934363207	2	Clip	
41	934363212	6	Clip	
			—	21.06.2007 TH
Tank attachment				655-07149



Pos. Item	Best.-Nr. Part No.	Anz. Qty.	Beschreibung Description	Bemerkung Note
	654082200		Fuel tank assy.	
	656087200		Fuel equipment	
1	656114308	1	Filter bracket	
5	756082605	1	Intake stud	
6	961935228	1	Straight double-ended union	
7	903736230	1	Sieve	
10	756082675	1	Tube	
15	961935228	1	Straight double-ended union	
20	637087020	1	Hose	
25	961353006	1	Stud	
30	637087030	1	Hose	
35	961353006	1	Stud	
40	637087040	1	Hose	
41	939210008	1	Hollow screw	
42	932702324	2	Sealing	
61	49900161	4	Screw retention	
62	500138	2	Hex. screw	
63	49900428	2	Nut	
65	20007879	1	Fuel tank	
66	961175211	1	Drain plug	
67	49020180	1	O-ring	
68	49900025	4	Screw retention	
69	500048	4	Screw	
70	49300329	1	Tank Cap	
71	938190513	5	Nut	
72	49900144	5	Screw retention	
73	961174207	1	Plug screw	
74	20007881	1	Filling neck	
75	938272111	5	Stud bolt screw	
77	932744000	1	Sealing washer	
78	977044001	1	Tank indicator	
X			See engine parts	Grp. 07
			–	25.07.2007 TH

Fuel equipment

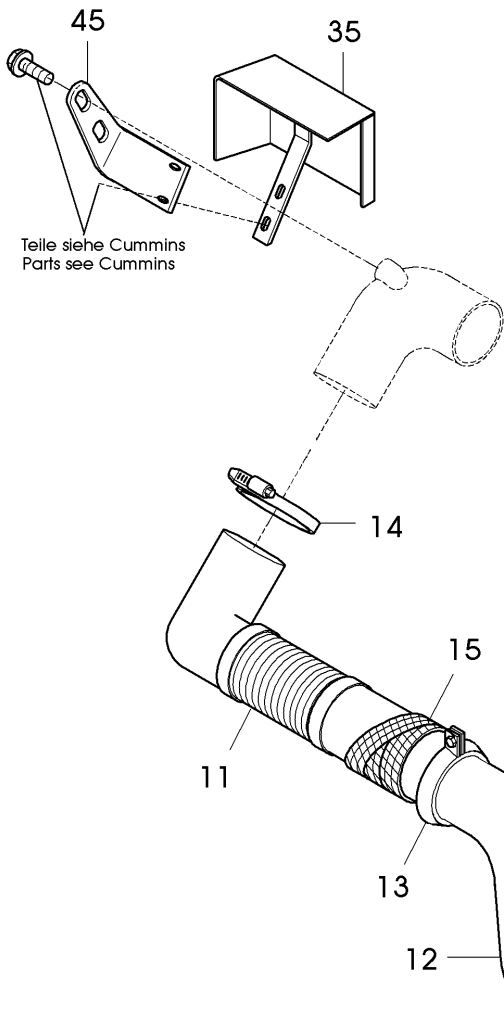
656-07152



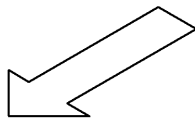
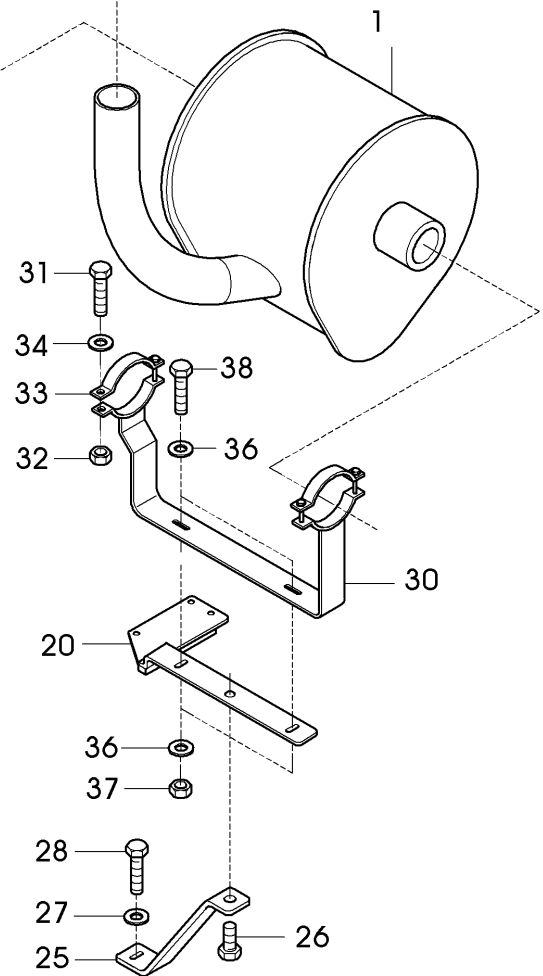
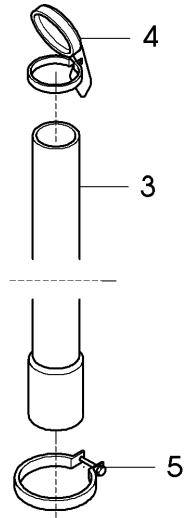
Pos. Item	Best.-Nr. Part No.	Anz. Qty.	Beschreibung Description	Bemerkung Note
	637081500		Water- oil- air- cooler	
2	637081510	1	Holder for cooler, down	
3	950583222	1	Combination cooler	
4	950599354	1	Cover	
7	637081506	1	Holder for cooler, top	
8	934362129	2	Clip	
9	950554144	1	Fan	
10	637081525	1	Form hose	
11	637081527	1	Form hose	
12	637081530	1	Form hose	
13	722084907	1	Buffer	
14	637081535	1	Form hose	
15	930235246	4	Buffer	
18	637081540	1	Holder	
19	990031110	5	Washer	
20	939786741	6	Screw	
21	934349100	3	Hose clamp	
22	934349112	1	Clip	
23	934349104	3	Clip	
24	934349115	1	Clip	
25	939776115	20	Locking washer	
26	500028	2	Screw	
27	500048	2	Screw	
28	600009	6	Washer	
29	500029	4	Screw	
30	990042600	4	Washer	
31	938121388	4	Screw	
32	939570522	5	Washer	
33	570006	4	Hex. nut	
34	938121417	4	Hex. screw	
35	939130012	1	Washer	
36	937910120	1	Plug screw	
37	937910236	1	Plug screw	
38	932702324	3	Sealing	
39	939210008	1	Hollow screw	
40	000000165	1	Sealing washer	
41	000000166	1	Sealing washer	
42	934400009	2	Hose clip	
43	930638611	1	Cooler hose	
44	930658155	1	Hose	
_01	934362099	2	_Clip	
45	934362035	1	Pipe clip	
46	966662523	1	Sensor, waterlevel	
47	930665213	1	Bleeder hose	
			—	04.09.06

Water-Oil-Air-Cooler

637-07160



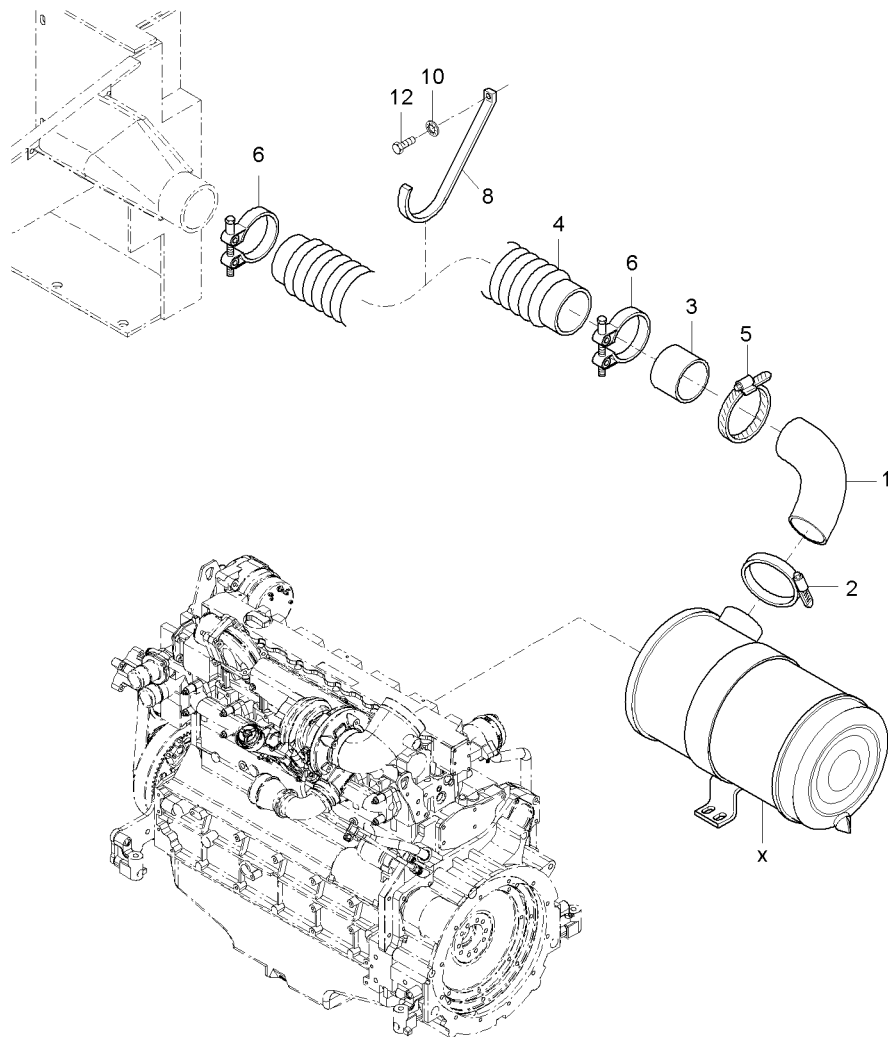
Teile siehe Cummins
Parts see Cummins



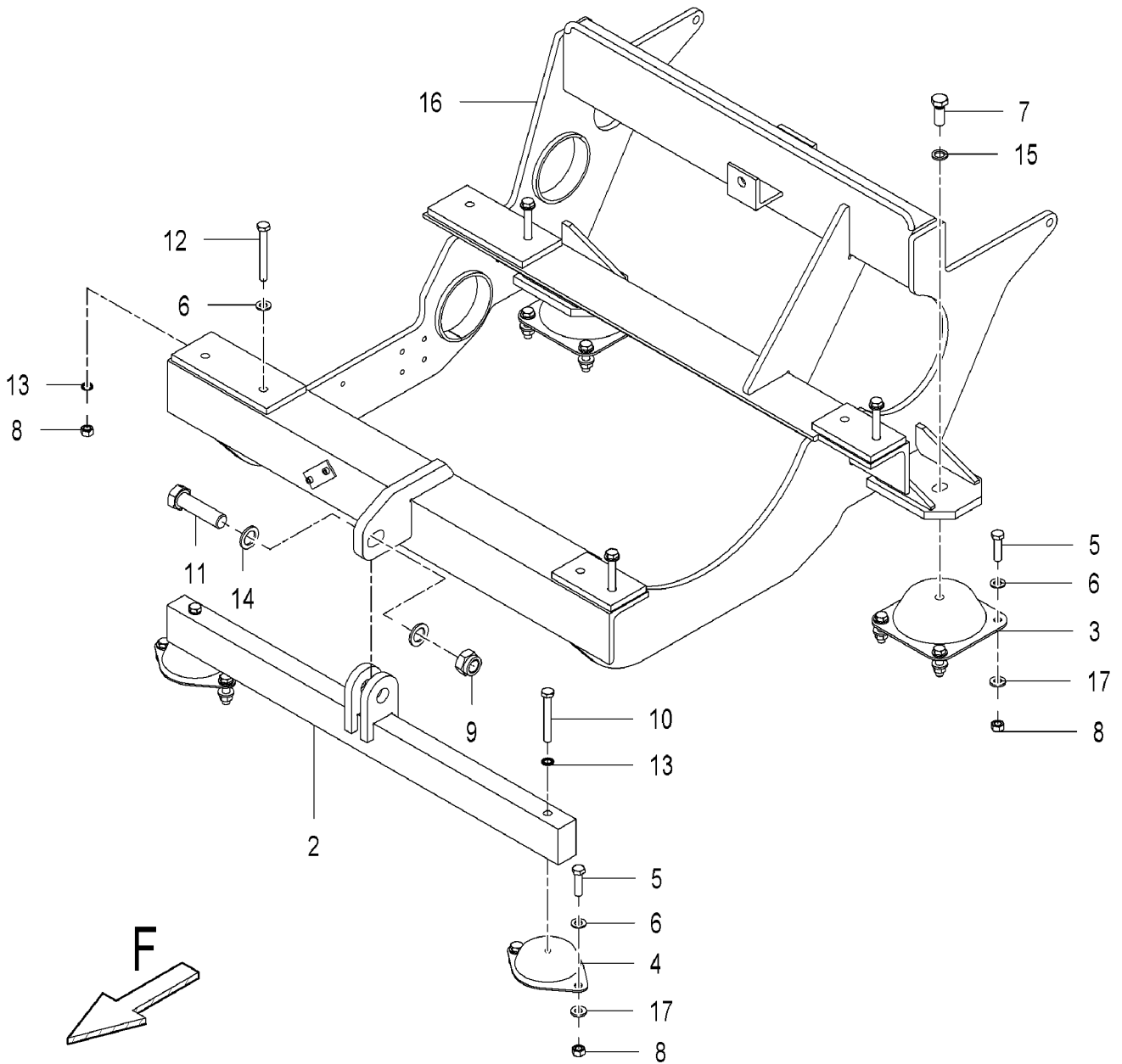
Pos. Item	Best.-Nr. Part No.	Anz. Qty.	Beschreibung Description	Bemerkung Note
	637084000		Silencer, compl.	
1	950401247	1	Silencer	
3	930414067	1	End pipe	
4	930404715	1	Weather cap	
5	934360003	1	Pipe clip	
11	637084006	1	Exhaust pipe	
12	637084005	1	Pipe bend	
13	950401254	1	Clip	
14	950401312	1	Clip	
15	930225800	1	Bandage	x m
20	637083520	1	Silencer console	
25	637083525	1	Holder	
26	500043	1	Hex. screw	
27	600008	1	Washer	
28	500048	1	Screw	
30	635084010	1	Silencer holder	
31	500037	4	Hex. screw	
32	938190518	4	Nut	
33	934366489	2	Bowl clamp	
34	939570518	4	Washer	
35	637083535	1	Protection plate	
36	939570516	4	Washer	
37	938481009	2	Nut	
38	500234	2	Screw	
45	637083545	1	Holder for protection plate	
			–	05.06.2007

Silencer, compl.

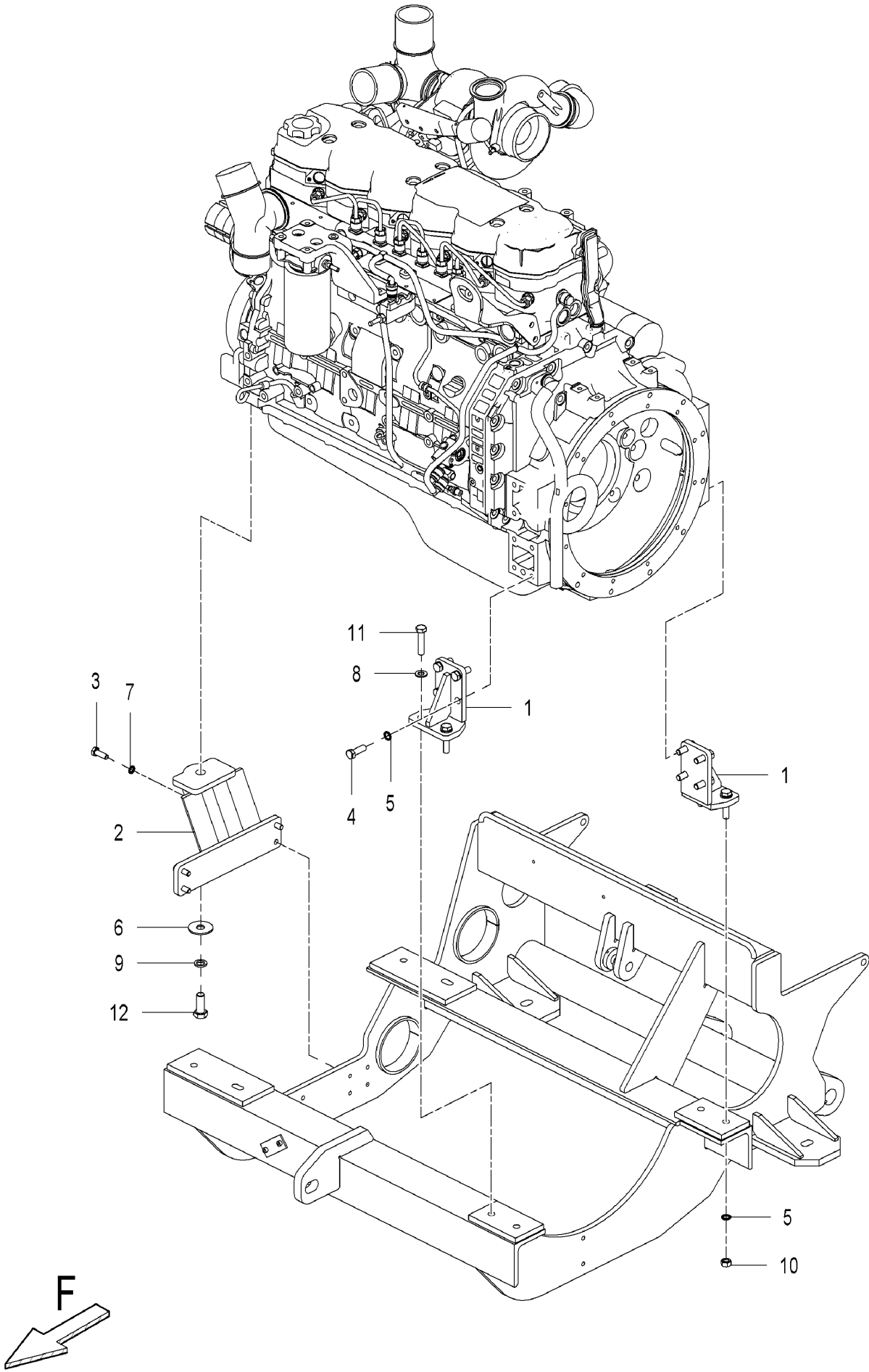
637-07171



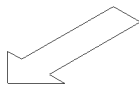
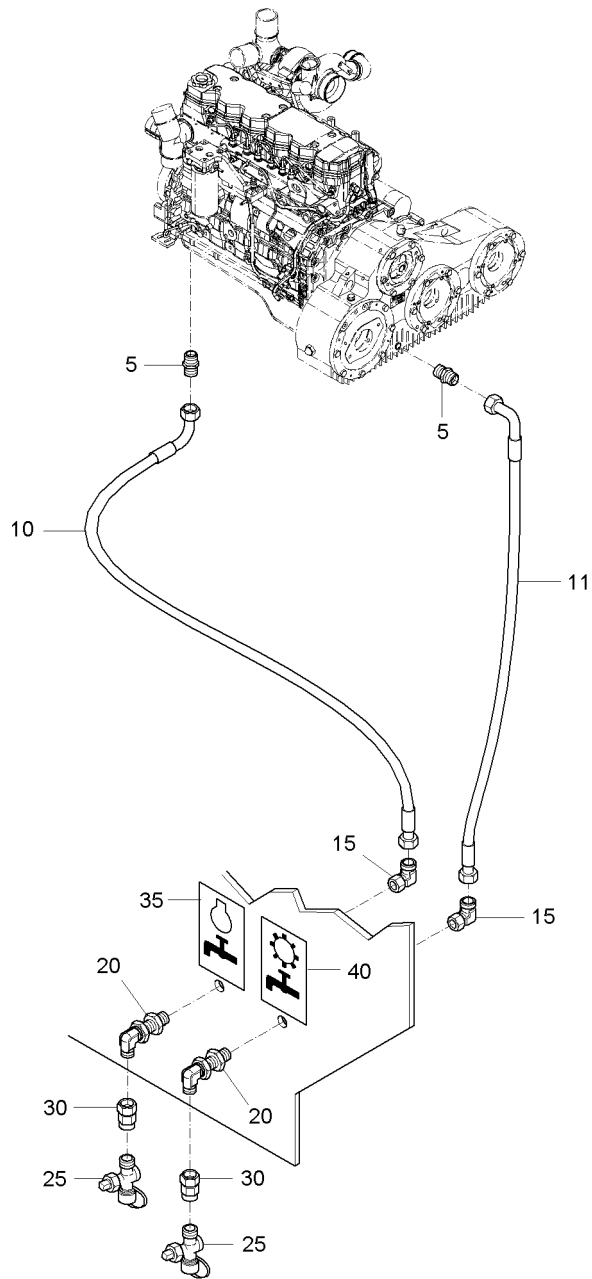
Pos. Item	Best.-Nr. Part No.	Anz. Qty.	Beschreibung Description	Bemerkung Note
	656087600		Mounting part for air cleaner	
1	656087610	1	Form hose	
2	934366015	1	Hose clamp	
3	635087506	1	Connection tube	
4	930665930	1	Hose with spiral	
5	934400215	1	Threaded clip	
6	934367021	2	Hose clamp	
8	656087612	1	Tube holder	
10	49900161	1	Screw retention	
12	500021	1	Screw	
X			See engine parts	Grp. 07
			—	21.05.2007
			—	WA00716 TH
Mounting part for air cleaner				656-07181A



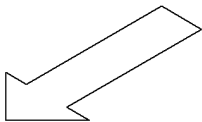
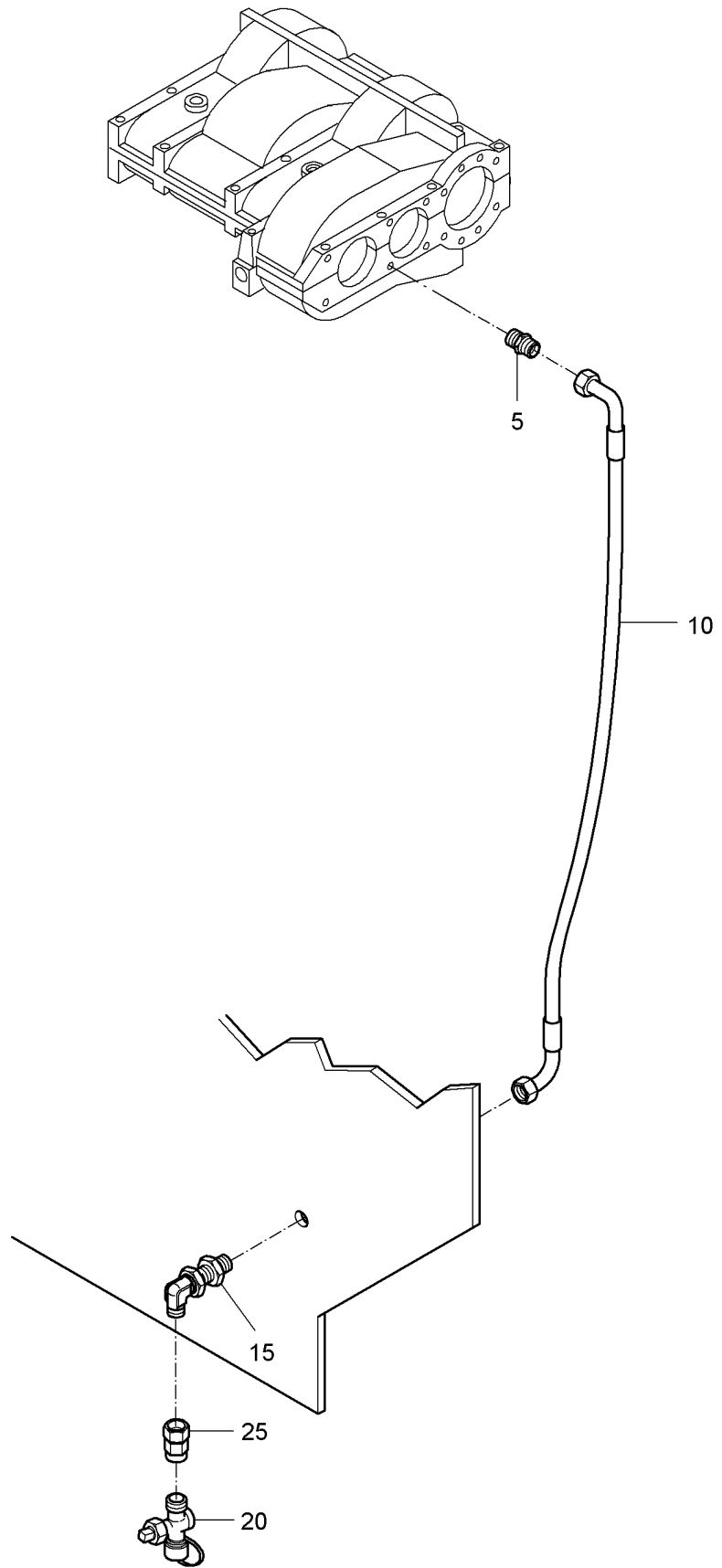
Pos. Item	Best.-Nr. Part No.	Anz. Qty.	Beschreibung Description	Bemerkung Note
	656011400		Engine frame, compl.	
2	634081350	1	Engine support, front	
3	966613801	2	Machine foot	
4	966613800	2	Engine bearing rear	
5	500194	12	Screw	
6	600009	16	Washer	
7	49900027	2	Hex. screw	
8	570007	16	Hex. nut	
9	938481016	1	Hex. nut	
10	49900253	2	Screw	
11	500130	1	Hex. screw	
12	49900375	4	Screw	
13	49901808	6	Screw retention	
14	49901830	2	Locking washer	
15	49901809	2	Screw retention	
16	656011430	1	Engine frame	
17	939776117	12	Locking washer	
			—	11.05.2007
Engine frame, compl.				656-07194



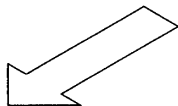
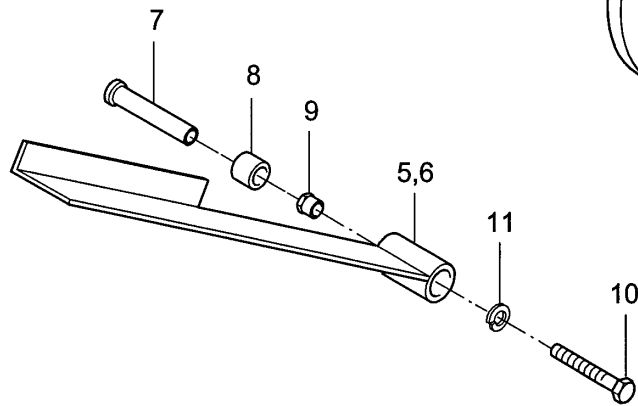
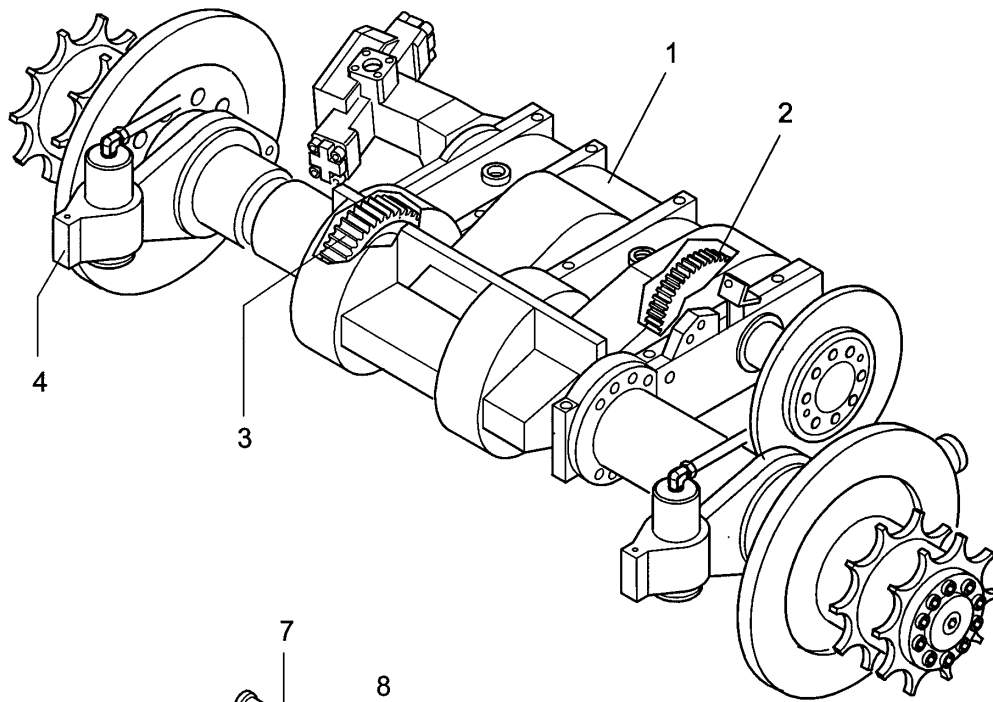
Pos. Item	Best.-Nr. Part No.	Anz. Qty.	Beschreibung Description	Bemerkung Note
	637085600		Motor retainer assy.	
1	637085601	2	Engine support	
2	637085610	1	Console	
3	500029	4	Screw	
4	500037	8	Hex. screw	
5	49901808	12	Screw retention	
6	939570522	1	Washer	
7	49901807	4	Screw retention	
8	600009	4	Washer	
9	49901809	1	Screw retention	
10	570007	4	Hex. nut	
11	500111	4	Hex. screw	
12	500093	1	Screw	
			—	04.06.2007
Engine support, compl.				637-07196



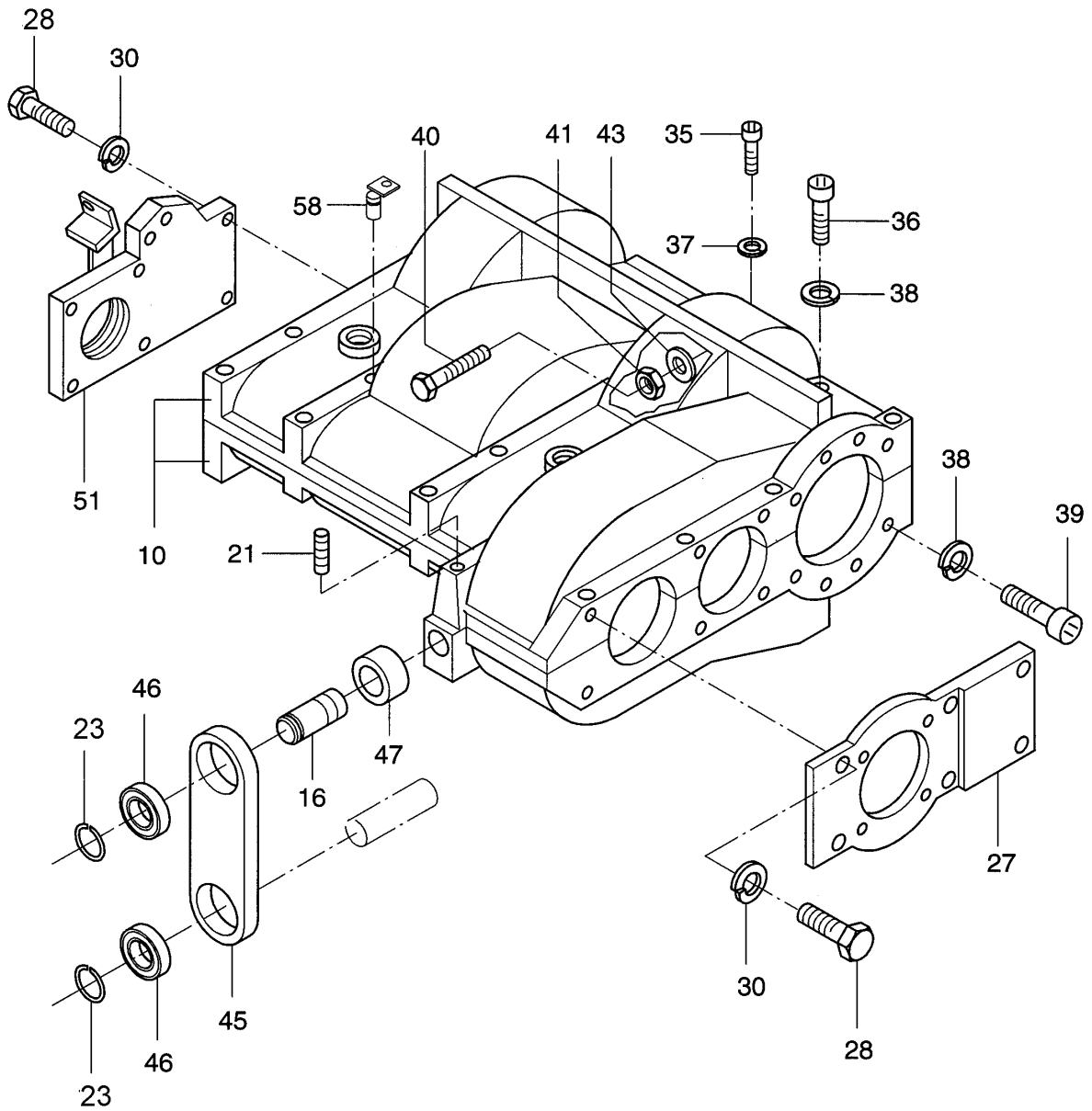
Pos. Item	Best.-Nr. Part No.	Anz. Qty.	Beschreibung Description	Bemerkung Note
	637082000		Oil drain	
5	961935209	2	Stud	
10	960852351	1	Hose assy	
11	960851604	1	Hose assy	
15	961917009	2	Stud	
20	961907009	2	Stud	
25	930286510	2	Breather valve	
30	961122109	2	Stud	
35	990000221	1	Inform sign: Oil drain-engine	
40	990000223	1	Inform sign: Oil drain gear	
			–	25.06.2007 TH
Oil drain				637-07311



Pos. Item	Best.-Nr. Part No.	Anz. Qty.	Beschreibung Description	Bemerkung Note
	656082105		Oil drain	
5	961936209	1	Screwing	
10	960850900	1	Hose	500 mm
15	961907009	1	Stud	
20	930286510	1	Breather valve	
25	961122109	1	Stud	
			—	16.11.2007 TH
Oil drain				656-07810



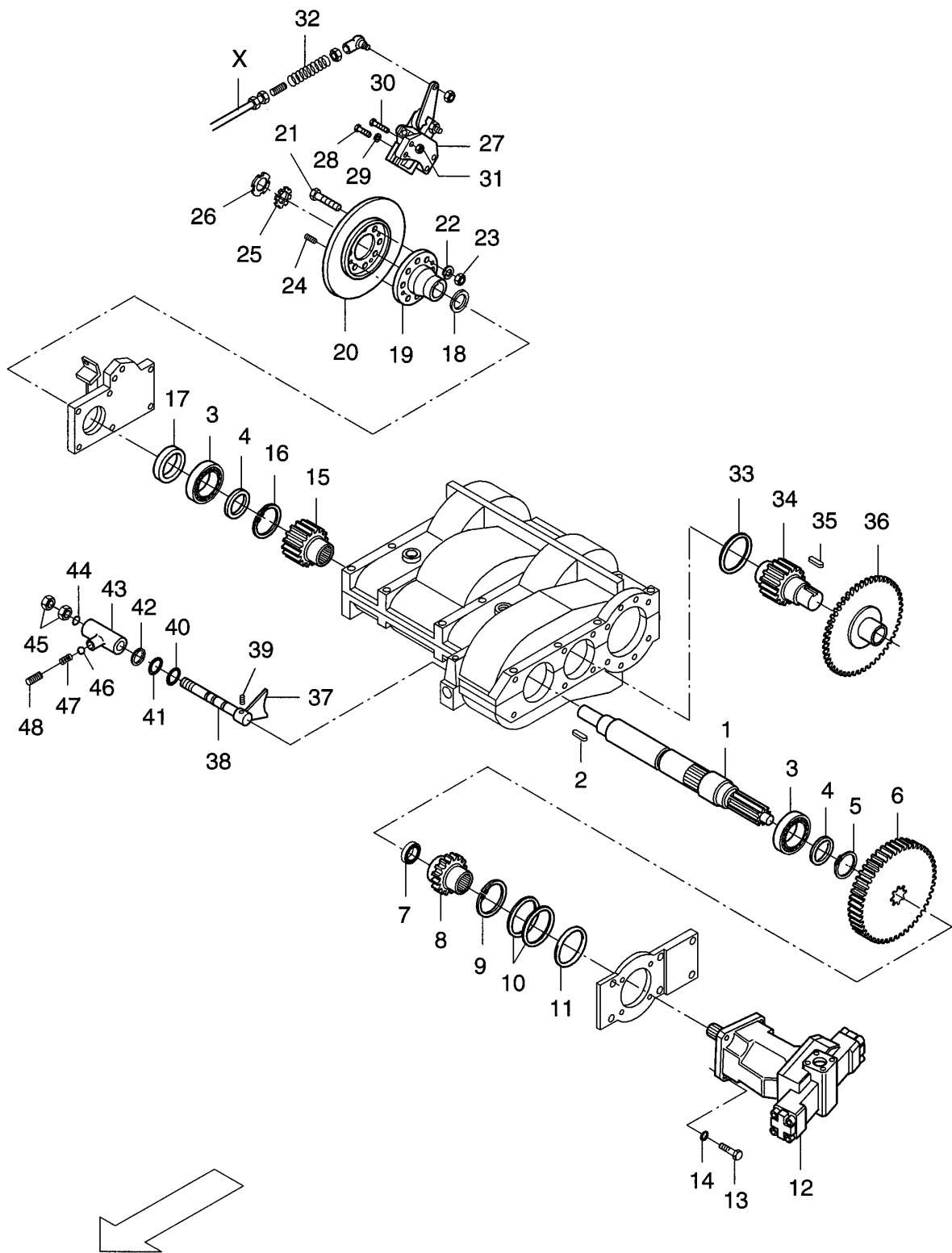
Pos. Item	Best.-Nr. Part No.	Anz. Qty.	Beschreibung Description	Bemerkung Note
1		1	See axle housing, compl.	862-07850
2		1	See gear and brake	754-07860
3		1	See differential and axles	756-07870
4		1	See axle tensioner	754-07880
5	862801125	1	Splash guard strip, left	
6	862801126	1	Splash guard strip, right	
7	862801132	2	Distance bushing	
8	862801135	2	Distance bushing	
9	756801136	2	Distance bushing	
10	938111533	2	Hex. screw	
11	49900032	2	Screw retention	
Drive axle, compl.				756-07810



Pos. Item	Best.-Nr. Part No.	Anz. Qty.	Beschreibung Description	Bemerkung Note
10	862801210	1	Centre axle housing	
16	862801216	1	Bolt	
21	937944647	1	Threaded pin	
22	938533515	1	Bolt	
23	938590028	2	Lower washer	
24	936790817	2	Split pin	
27	862801227	1	Cover for hydr. motor	
28	500194	12	Screw	
30	49900032	12	Screw retention	
31	862801231	1	Cover	
35	937934400	16	Hex. screw	
36	937934506	4	Cylinder screw	
37	947888	17	Spring washer	
38	947890	20	Spring washer	
39	508035	16	Cylinder screw	
40	938165715	1	Screw	
41	928847	1	Hex. nut	
43	600008	X	Washer	
45	862801245	1	Connection strap	
46	935110119	2	Hinge bearing	
47	862801247	1	Spacer	
51	862801251	1	Cover, brake	
58	772801255	X	Axle sealing	

Axle housing compl.

862-07850



Pos. Item	Best.-Nr. Part No.	Anz. Qty.	Beschreibung Description	Bemerkung Note
1	862801323	1	Shaft	
2	931756164	1	Vale feather	
3	935006044	2	Ball bearing	
4	932121037	2	Shim	
5	936003520	1	Circlip	
6	862081345	1	Gear wheel	
7	111044	1	Roller bearing	
8	754801316	1	Spur wheel	
9	936032772	1	Circlip	
10	932101327	X	Shim	0,1 mm
11	932211745	1	O-ring	
12	966025095	1	Hydraulic motor	
_01	932788429	1	_Sealing kit, compl.	
_02	967502027	1	_Adjustment assy.	
13	500037	4	Hex. screw	
14	939130014	4	Washer	
15	862801327	1	Gear wheel	
16	936003850	1	Circlip	
17	936548944	1	Shaft sealing ring	
18	932100885	X	Shim	
	932100886	X	Shim	
	932100888	X	Shim	
	932100890	X	Shim	
	932100893	X	Shim	
19	862801368	1	Hub	
20	862801380	1	Brake pulley	
21	938340283	8	Hex. screw	
22	49900032	8	Screw retention	
23	938192610	8	Hex. nut	
24	931501315	2	Clamping sleeve	
25	939779908	1	Safety plate	
26	939759908	1	Slotted round nut	
S7	951187101	1	Mechanical brake	
_S1	951106356	1	_Brake Girder	
28	500194	2	Screw	
29	49900032	4	Screw retention	
30	938165767	2	Hex. screw	
31	938190518	2	Nut	
32	930177127	1	Pressure spring	
33	932101327	X	Shim	0,1 mm
	932101328	X	Shim	0,2 mm
	932101330	X	Shim	0,3 mm
	932101332	X	Shim	0,5 mm
	932101335	X	Shim	1,0 mm
S) Set of parts / to consist of the following parts with item no. _1 - _x				

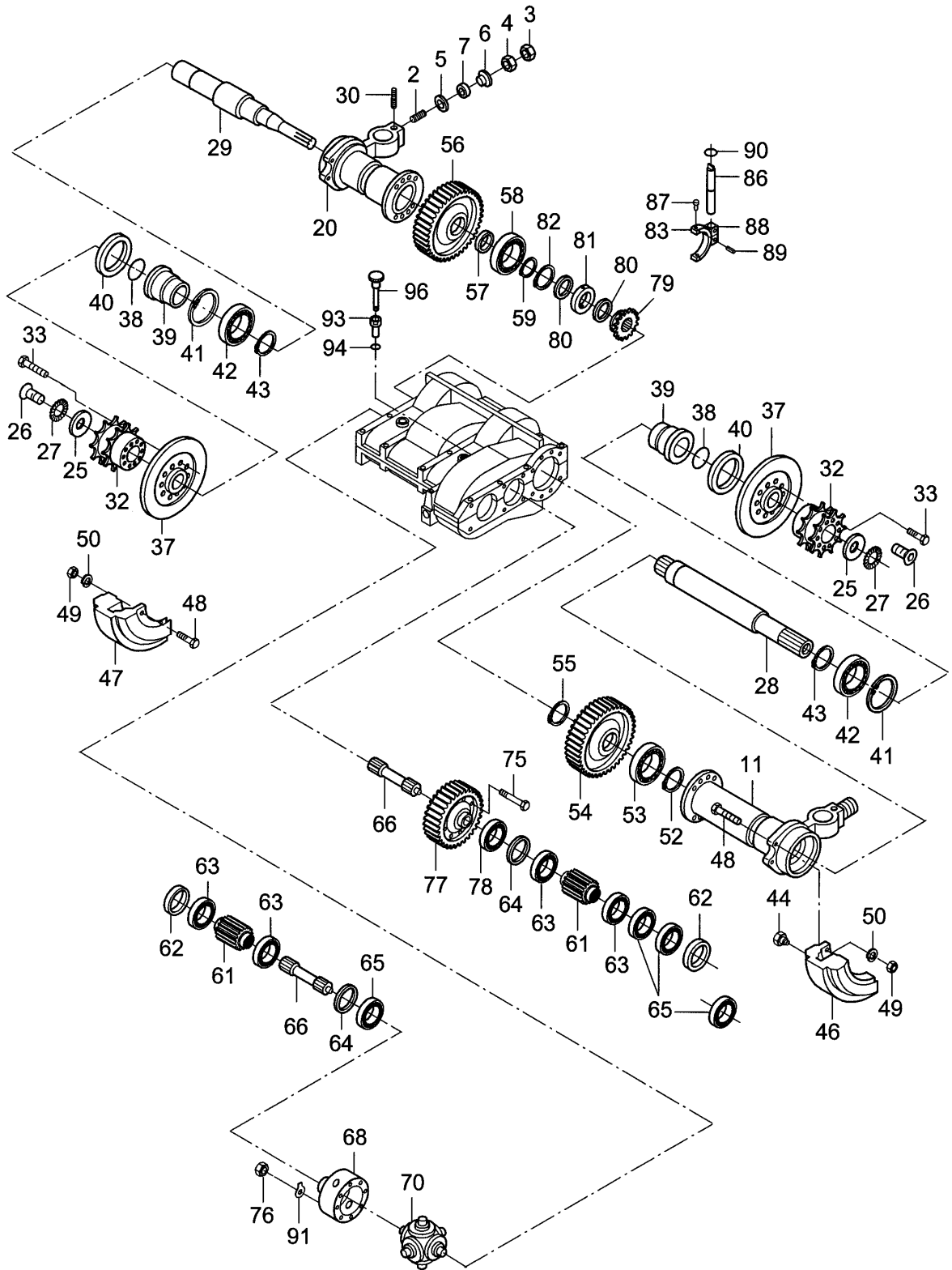
Gear and Brake

754-07860

Pos. Item	Best.-Nr. Part No.	Anz. Qty.	Beschreibung Description	Bemerkung Note
34	862801320	1	Toothed shaft	
35	931701324	1	Feather key	
36	862081333	1	Gear wheel	
37	862801350	1	Shift fork	
38	772801354	1	Gear shift shaft	
39	516034	1	Threaded pin	
40	932100680	X	Shim	
41	932100685	X	Shim	
42	932120698	X	Supporting washer	
43	862801359	1	Shift shaft guide	
44	932318055	1	O-ring	
45	938190518	2	Nut	
46	951037005	1	Ball	
47	930177118	1	Pressure spring	
48	937976708	2	Threaded pin	
X		1	Brake wire see hand brake	

Gear and Brake

754-07860

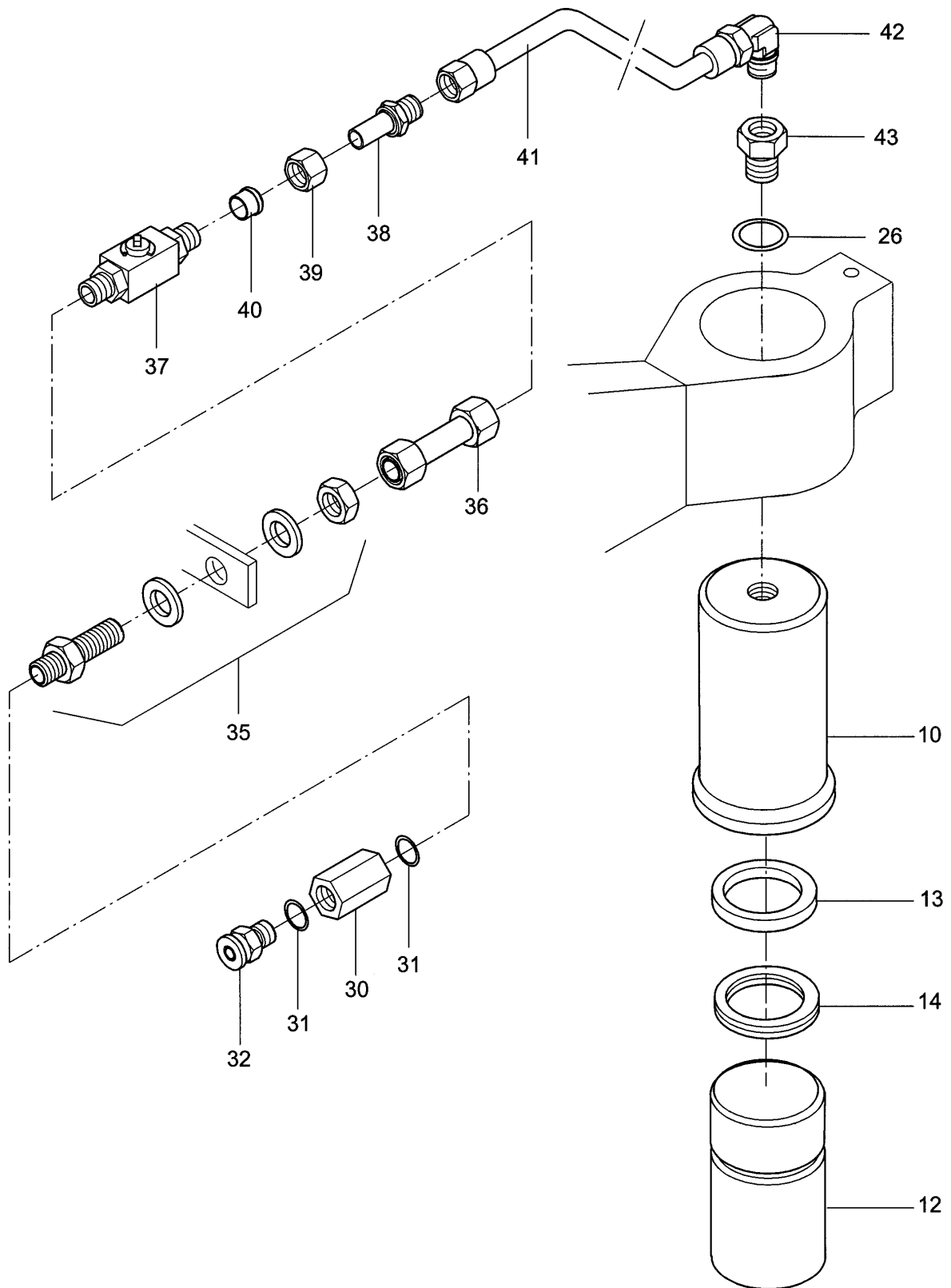


Pos. Item	Best.-Nr. Part No.	Anz. Qty.	Beschreibung Description	Bemerkung Note
2	754801402	2	Screw rod	
3	937181921	2	Hex. nut	
4	938190026	2	Hex. nut	
5	990033114	2	Lower washer	
6	930298331	2	Spherical washer	
7	930284435	2	Connical ring	
8	754801408	1	Bushing	
11	754801411	1	Axle pipe, left	
20	754801420	1	Axle pipe, right	
25	886801425	2	Lower washer	
26	939470439	2	Countersunk screw	
27	606008	2	Fan disc	
28	754801428	1	Drive shaft, left	
29	754801429	1	Drive shaft, right	
30	937976649	2	Threaded pin	
32	862081425	2	Chain wheel	
33	938111747	20	Hex. screw	
34	49900008	20	Screw retention	
37	951106670	2	Brake pulley	
38	932211691	2	O-ring	
39	860081230	2	Flange	
40	936616293	2	Sealing washer	
41	936036072	2	Circlip	İ 170x4 DIN 472
42	935013699	2	Pendulum roller bearing	
43	936007112	2	Circlip	
44	960916784	2	Air exhaust valve	
56	951106560	1	Caliper, left	
57	951106530	1	Caliper, right	
48	938111728	4	Hex. screw	
49	938190520	4	Nut	
50	49900008	4	Screw retention	
52	936005519	1	Circlip	
53	935011354	1	Pendulum roller bearing	
54	862801454	1	Spur wheel	
55	936005179	1	Circlip	
56	862801456	1	Gear	
57	862801457	1	Spacer	
58	935010935	1	Pendulum roller bearing	
59	936004519	1	Circlip	
61	862801461	2	Gear wheel	
62	862801462	2	Spacer	
63	935179513	4	Cylinder roller bearing	
64	932121350	3	Supporting washer	
65	111196	4	Roller bearing	
66	722801466	2	Connection shaft	
S) Set of parts / to consist of the following parts with item no. _1 - _x				

Differential and axles

756-07870

Pos. Item	Best.-Nr. Part No.	Anz. Qty.	Beschreibung Description	Bemerkung Note
68	754801468	1	Compensating housing	
_01	903675326	1	_Repair kit	
_S0	903666421	1	Compensating housing	
_S1	903675326	1	_Repair kit	
75	903995450	8	Hex. screw	
76	938192610	8	Hex. nut	
77	862801477	1	Gear wheel	
78	935009998	1	Barrel-type roller bearing	
79	862801479	1	Shift dog	
80	932121246	2	Compensating washer	
81	862801481	1	Shift ring	
82	936005179	1	Circlip	
83	862801483	1	Shift fork, compl.	
86	862801486	1	Gear shift shaft	
87	750111471	2	Split pin	
88	931501324	2	Clamping sleeve	
89	931500819	2	Clamping sleeve	
90	932208067	1	O-ring	
91	903666960	4	Safety plate	
93	862801493	1	Oil separator	
94	932702341	1	Sealing washer	
96	862801496	1	Air filter with dipstick	
S) Set of parts / to consist of the following parts with item no. _1 - _x				
Differential and axles				756-07870

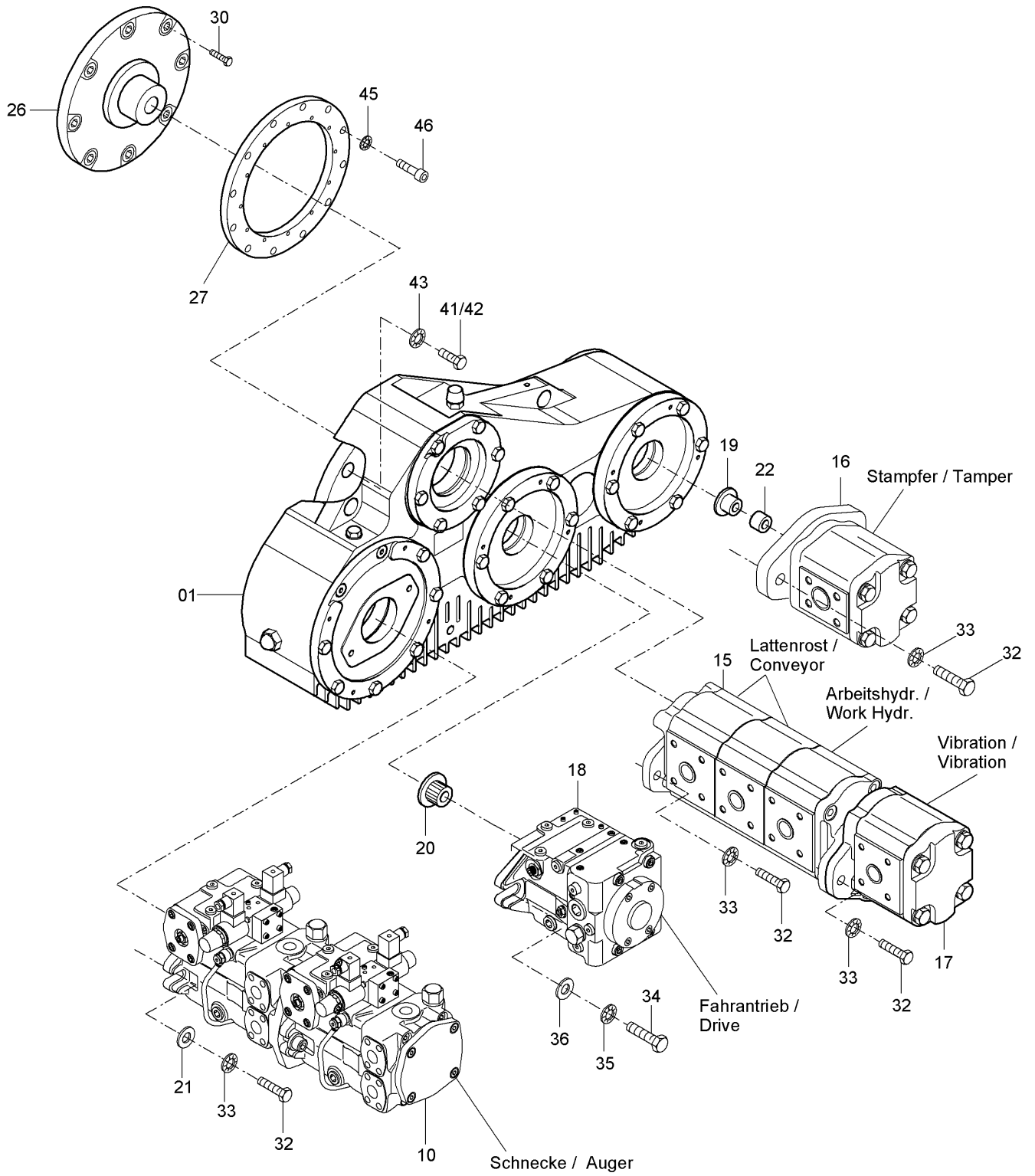


Pos. Item	Best.-Nr. Part No.	Anz. Qty.	Beschreibung Description	Bemerkung Note
10	772801510	2	Piston guide	
12	772801512	2	Jet piston	
13	932785729	2	Sealing ring	
14	932785725	2	Track ring	
26	932702321	2	Cu-seal ring	
30	772801530	2	Connection piece	
31	932702332	4	Sealing washer	
32	881171447	2	Grease nipple	
35	961106016	2	Screwing	
36	754801536	2	Distance pipe	
37	930296626	2	Ball valve	
38	961183601	2	Reduction union	
39	961102016	2	Union nut	
40	961102056	2	Cutting ring	
41	960821070	2	Hydraulic hose	
42	961136205	2	Screwing	
43	960993380	2	Intermediate piece	

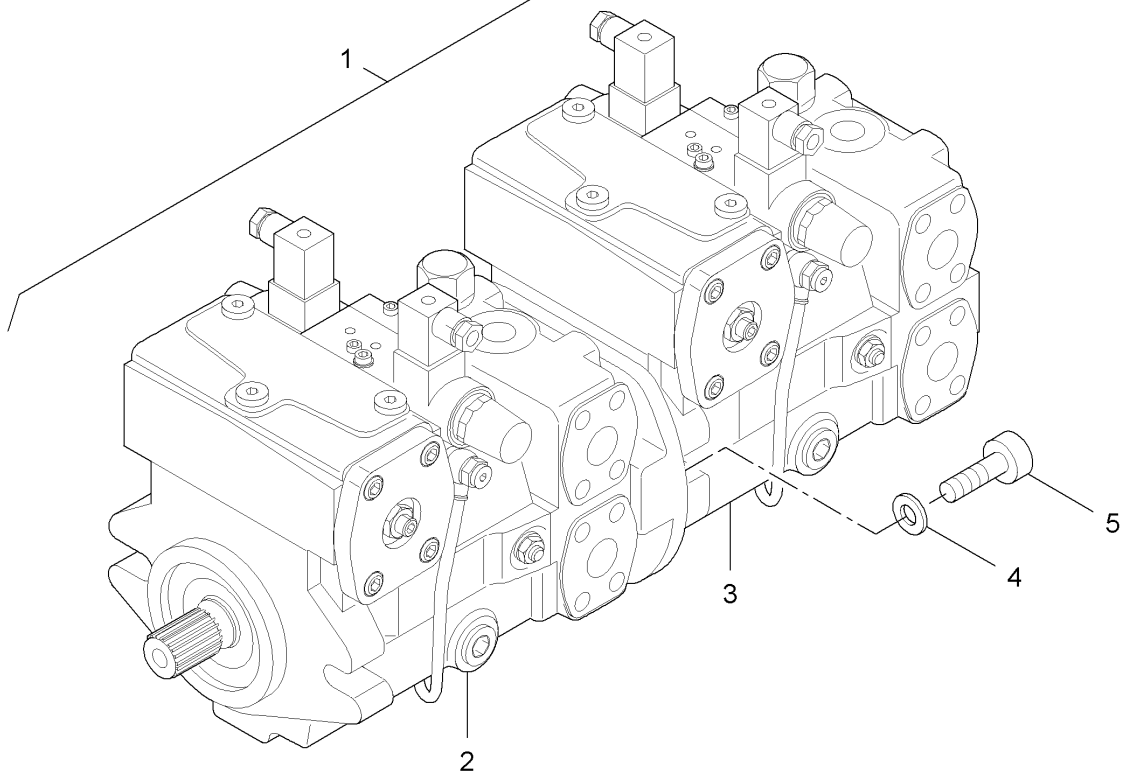
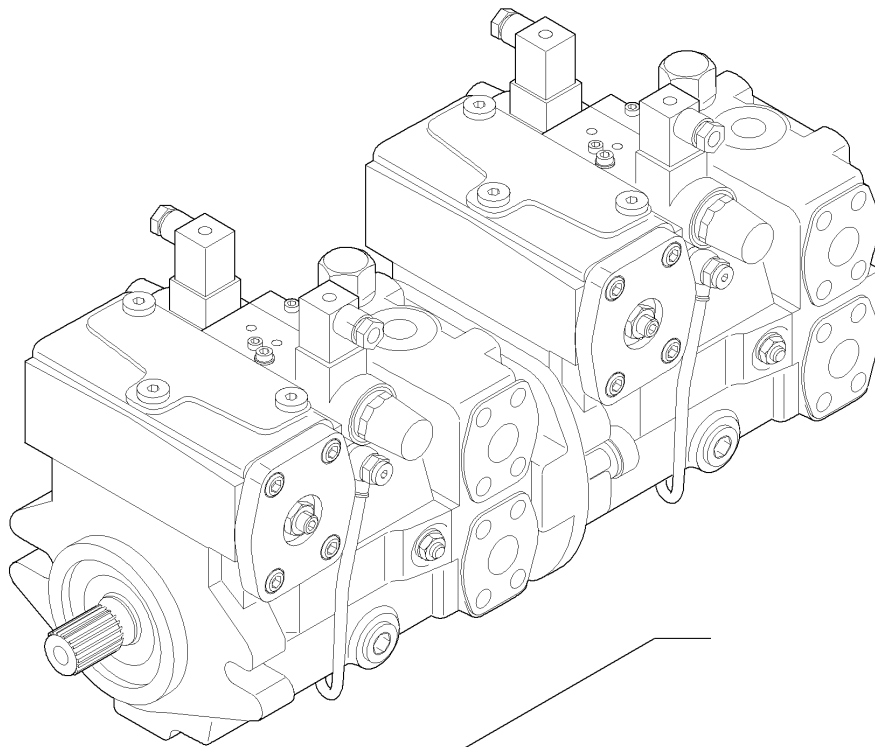
Tensioner for axle

754-07880

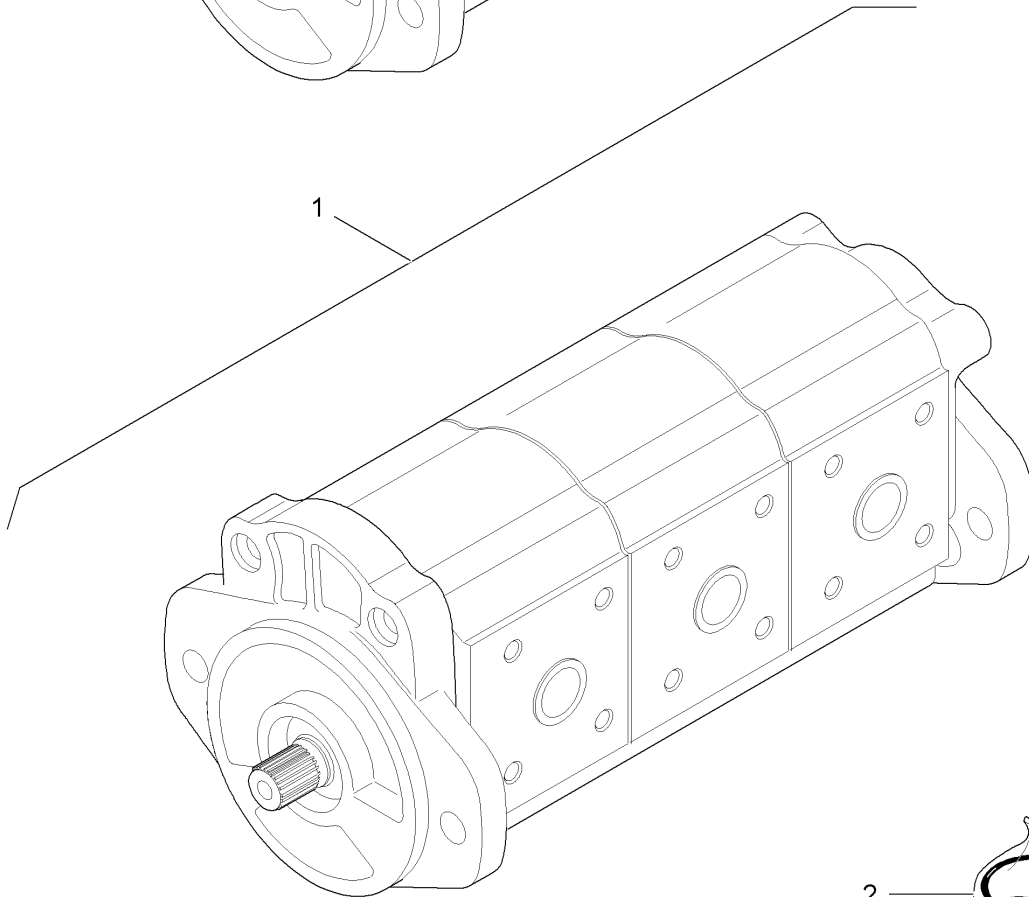
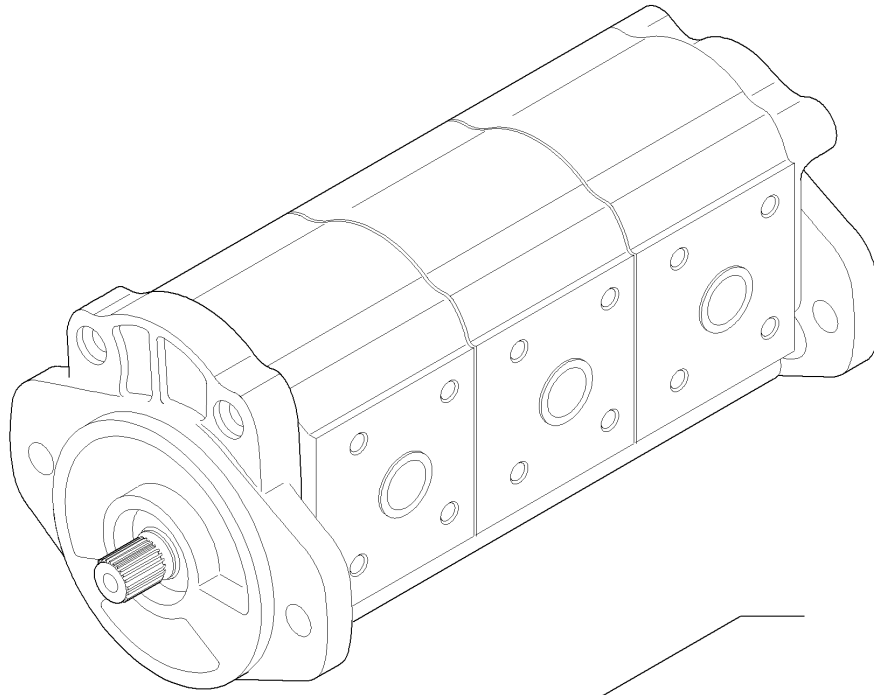
Pos. Item	Best.-Nr. Part No.	Anz. Qty.	Beschreibung Description	Bemerkung Note
	634191500		Split gear box	
1	634-07527	1	Split gear box	
2				20.11.2007
Grp. 07, Split gear box				



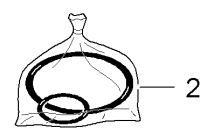
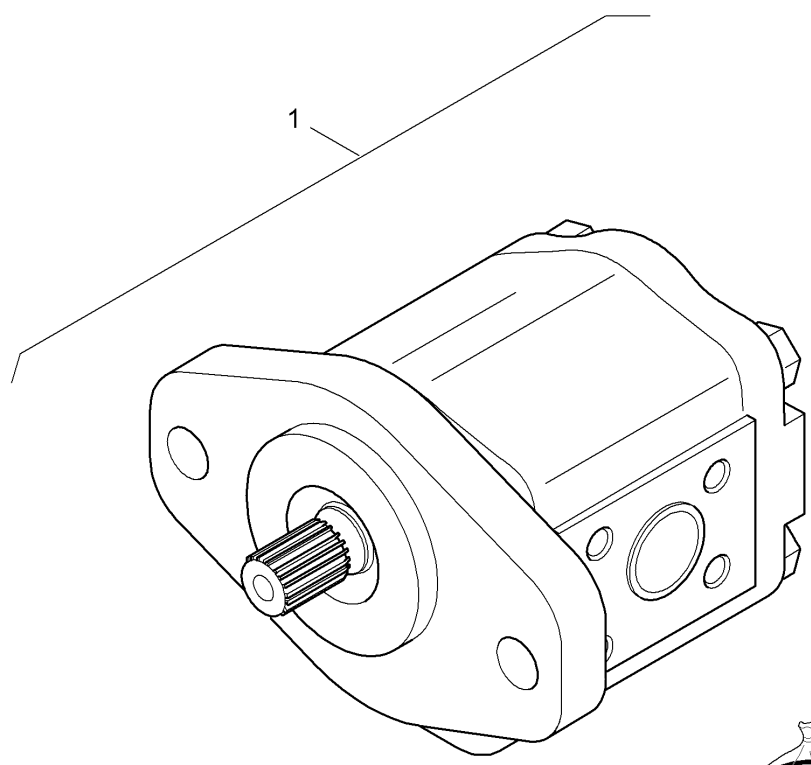
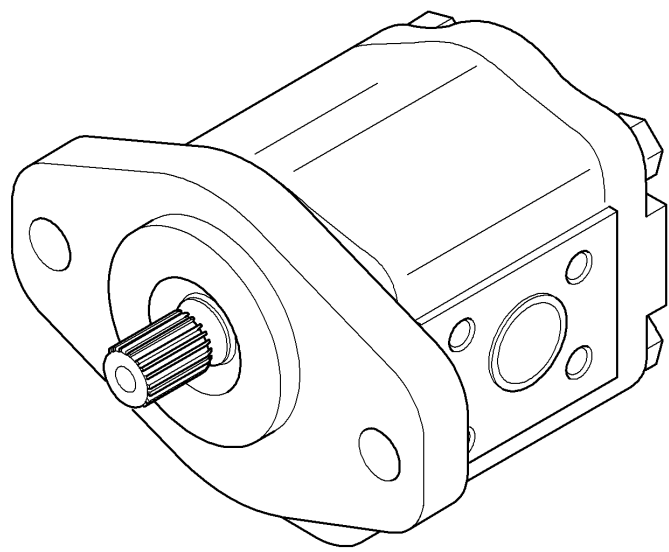
Pos. Item	Best.-Nr. Part No.	Anz. Qty.	Beschreibung Description	Bemerkung Note
	634190017		Split gear box	
1	951073567	1	Spur gear	
10	967045559	1	Tandem pump	
15	967190154	1	Pump	
16	967107340	1	Pump	
17	967107109	1	Pump	
18	967007970	1	Pump	
19	951006284	1	Profile bushing	
20	951006289	1	Profile bushing	
21	756191043	2	Washer	
22	722193218	1	Distance bushing	
26	933538032	1	Coupling	
27	933595451	1	Intermediate flange	
30	938145127	8	Screw	
32	500193	8	Hex. screw	
33	49900032	8	Screw retention	
34	500037	2	Hex. screw	
35	49900032	2	Screw retention	
36	939130014	2	Washer	
41	500029	11	Screw	
42	500028	1	Screw	
43	49900025	12	Screw retention	
45	49900025	12	Screw retention	
46	508029	12	Screw	
			—	19.07.2007 TH
			.	WA-00343 TH
Split gear box				634-07527



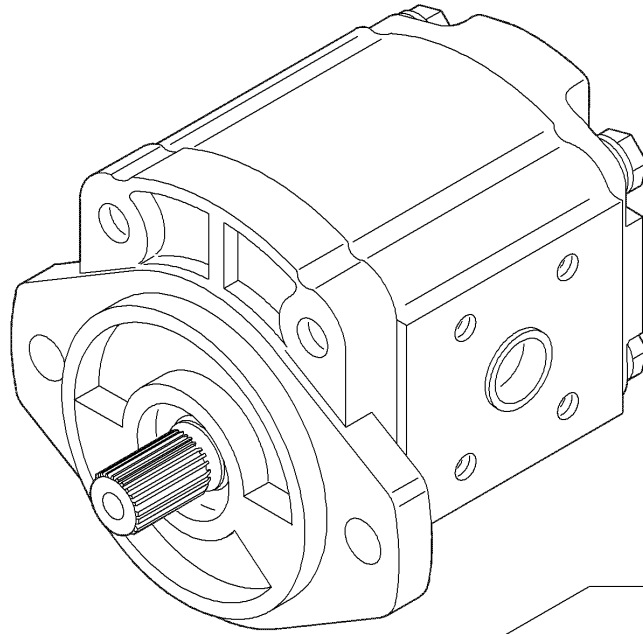
Pos. Item	Best.-Nr. Part No.	Anz. Qty.	Beschreibung Description	Bemerkung Note
1	967045559	1	Tandem pump	
2	967005517	1	Pump	
3	967005508	1	Pump	
4	967670105	2	Washer	
5	937934387	2	Cylinder screw	
			–	21.01.2008 TH
Tandem pump				967045559



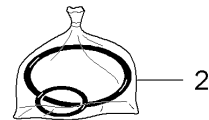

Pos. Item	Best.-Nr. Part No.	Anz. Qty.	Beschreibung Description	Bemerkung Note
1	967190154	1	Pump	
2	967536861	1	Seal kit	
			-	22.01.2008 TH
Pump				967190154



Pos. Item	Best.-Nr. Part No.	Anz. Qty.	Beschreibung Description	Bemerkung Note
1	967107340	1	Pump	
2	967536842	1	Seal kit	
			-	22.01.2008 TH
Pump				967107340

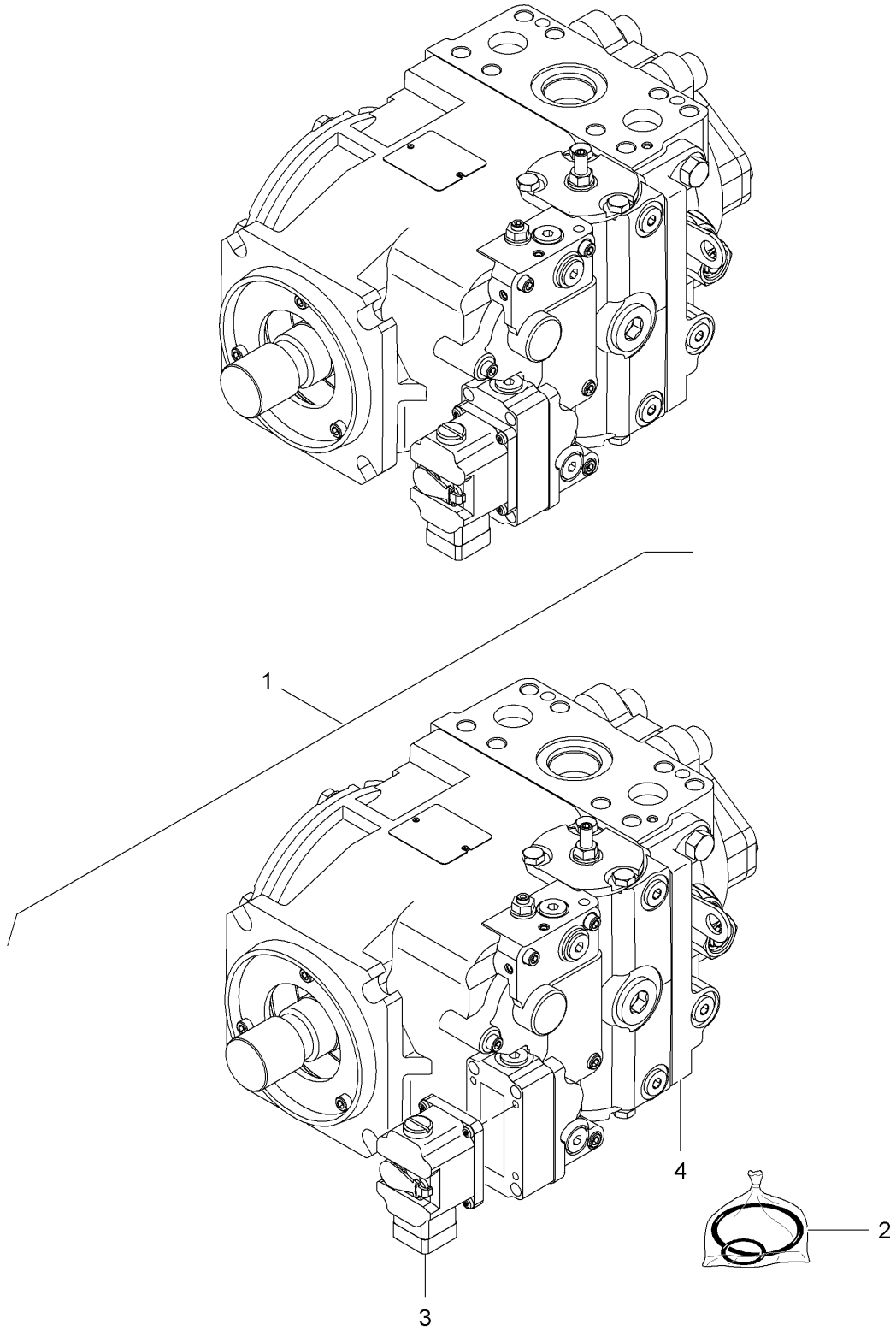


1



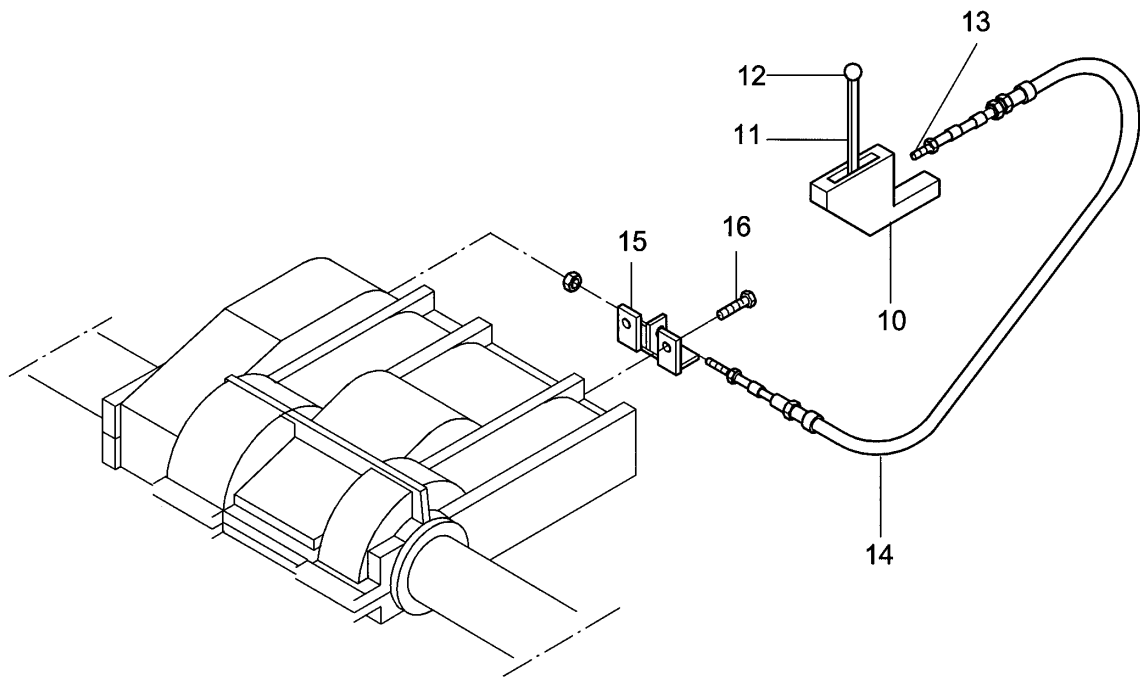
2

Pos. Item	Best.-Nr. Part No.	Anz. Qty.	Beschreibung Description	Bemerkung Note
1	967107109	1	Pump	
2	967536863	1	Seal kit	
			-	23.01.2008 TH
Pump				967107109

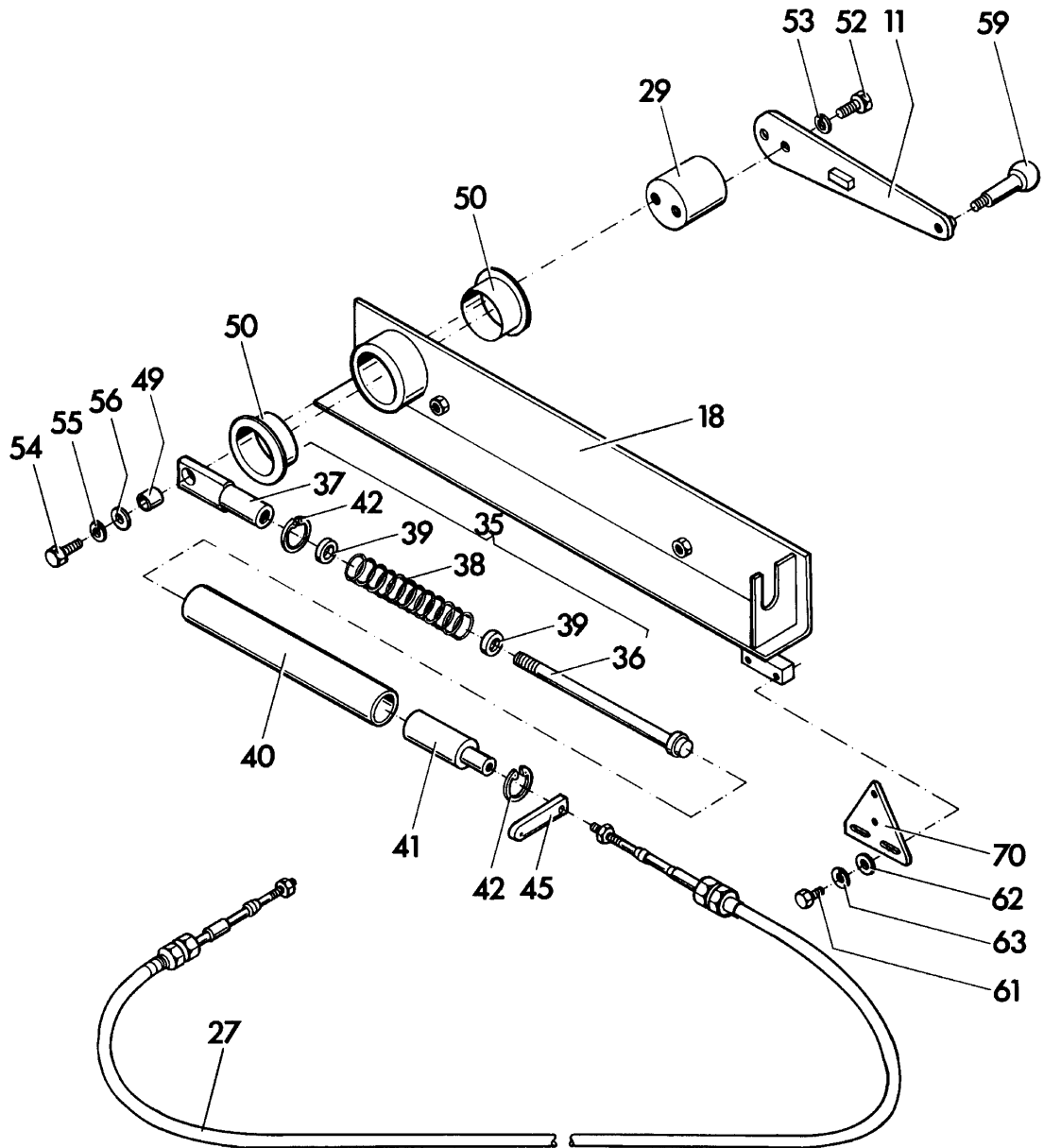


Pos. Item	Best.-Nr. Part No.	Anz. Qty.	Beschreibung Description	Bemerkung Note
1	967007970	1	Pump	
2	679686	1	Sealing kit	
3	967664445	1	Electr.-hydr. servo control	
4	963460005	1	Multi function valve	
			–	25.01.2008 TH
Pump				967007970

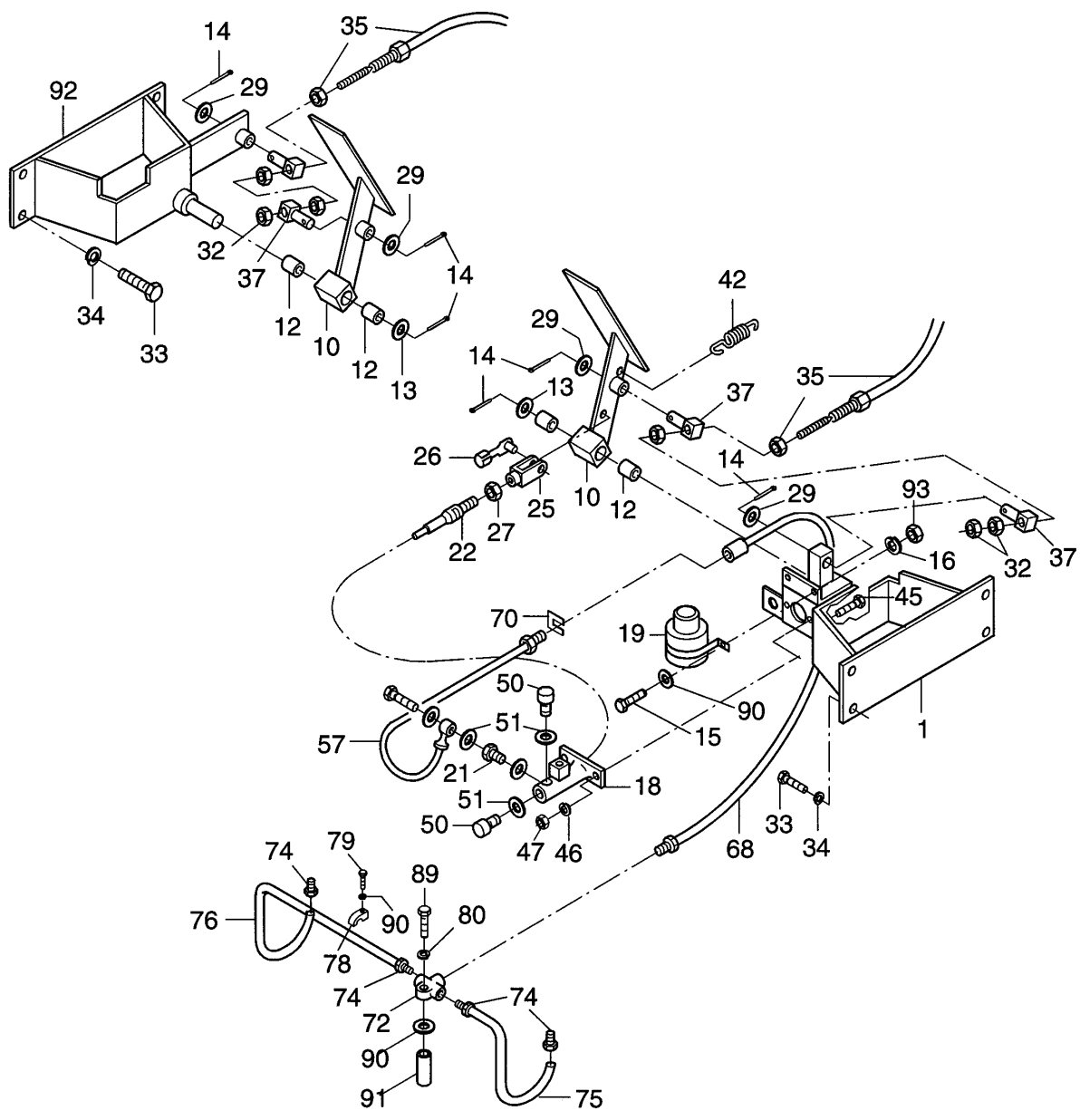
Pos. Item	Best.-Nr. Part No.	Anz. Qty.	Beschreibung Description	Bemerkung Note
	656280003		Actuating	
1	654-07720	1	Gear shift	
2	772-07730	1	Differential lock	
3	866-07740	1	Brake actuating	
4	866-07750	1	Hand brake	
			—	29.05.2007
Grp. 07, Actuating				



Pos. Item	Best.-Nr. Part No.	Anz. Qty.	Beschreibung Description	Bemerkung Note
10	954765039	1	Switching operation	
* 1	954765200	1	Lever	
* 2	954739932	1	Ball	
* 3	934804432	1	Fork head	
* 4	954739323	1	Cable	
15	772282510	1	Stop	
16	665821	2	Countersunk screw	
	*) Available as single part			
Gear shift				654-07720



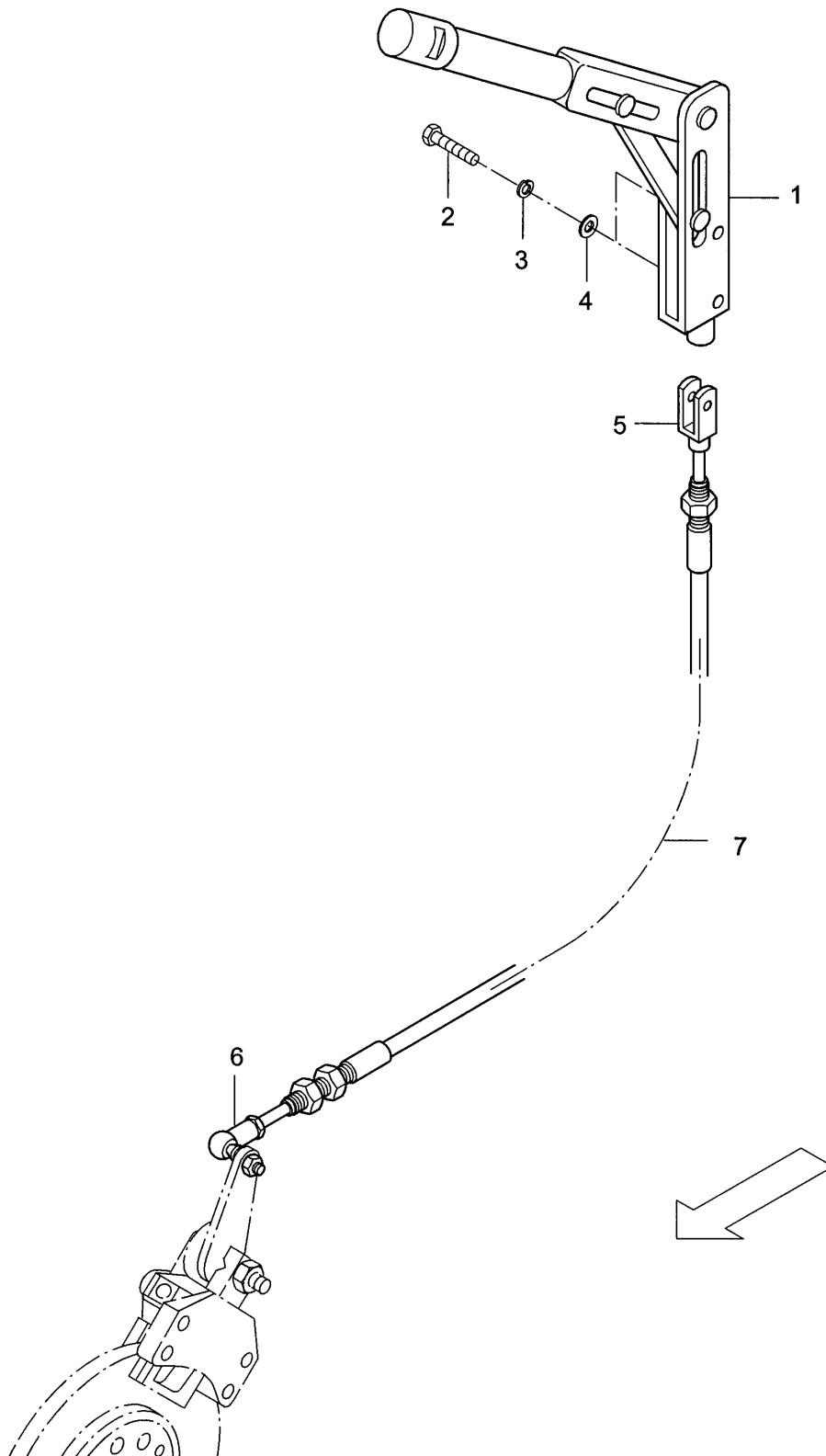
Pos. Item	Best.-Nr. Part No.	Anz. Qty.	Beschreibung Description	Bemerkung Note
11	772283211	1	Lever	
18	772283218	1	Angle	
27	772283227	1	Adjusting cable	
29	772283229	1	Eccenter	
35	772283235	1	Coupling rod, compl.	
36	862802813	1	Cylinder screw	
37	772283237	1	Connecting rod	
38	930177055	1	Pressure spring	
39	862802819	2	Lower washer	
40	862802817	1	Tube	
41	772283241	1	Connection piece	
42	936026399	2	Circlip ring	
45	772283245	1	Holder	
49	772283249	1	Tube	
50	930136830	2	Collar bushing	
52	500053	2	Screw	
53	49900161	2	Screw retention	
54	500138	1	Hex. screw	
55	49900161	1	Screw retention	
56	939570014	1	Lower washer	
59	930298032	1	Spherical button	
61	500012	2	Screw	
62	939570011	2	Lower washer	
63	49900080	2	Screw retention	
70	772283270	1	Holder for switch	
*) Available as single part				
Differential lock				772-07730



Pos. Item	Best.-Nr. Part No.	Anz. Qty.	Beschreibung Description	Bemerkung Note
1	866083501	1	Brake pedal holder, left	
10	862083501	2	Pedal	
12	930136508	4	Bearing bushing	
13	600013	2	Washer	
14	630019	6	Split pin	
15	500040	2	Screw	
16	49900080	2	Screw retention	
18	960928241	1	Main cylinder	
_01	49200034	1	_Brake light switch	
19	960903202	1	Expansion tank	
21	960980402	1	Plug	
22	862083527	1	Piston rod	
25	934804540	1	Fork head	
26	931600557	1	ES-bolt	
27	928847	1	Hex. nut	
29	600011	4	Washer	
32	928847	4	Hex. nut	
33	500028	8	Screw	
34	49900025	8	Screw retention	
35	862083535	1	Brake wire	
37	862083537	1	Bearing journal	
42	903996870	1	Tension spring	
45	500021	2	Screw	
46	49900161	2	Screw retention	
47	929233	2	Nut	
50	937880060	2	Plug screw	
51	932702032	4	Sealing	
53	960993110	1	Intermediate piece	
56	960961549	2	Pipe nut	
57	930298510	1	Tube	X mm
68	960906680	1	Brake hose	x m
70	960969220	1	Hose holder	
72	960984930	1	Distributor	
74	960961549	6	Pipe nut	
75	930298510	1	Tube	X mm
76	930298510	1	Tube	X mm
78	934364510	3	Clip	
79	500013	3	Hex. screw	
80	49900080	3	Screw retention	
89	500079	1	Hex. screw	
90	939570511	3	Washer	
91	910019011	1	Tube	X mm
92	866083575	1	Brake pedal holder, right	
93	938190514	2	Nut	

Brake actuating

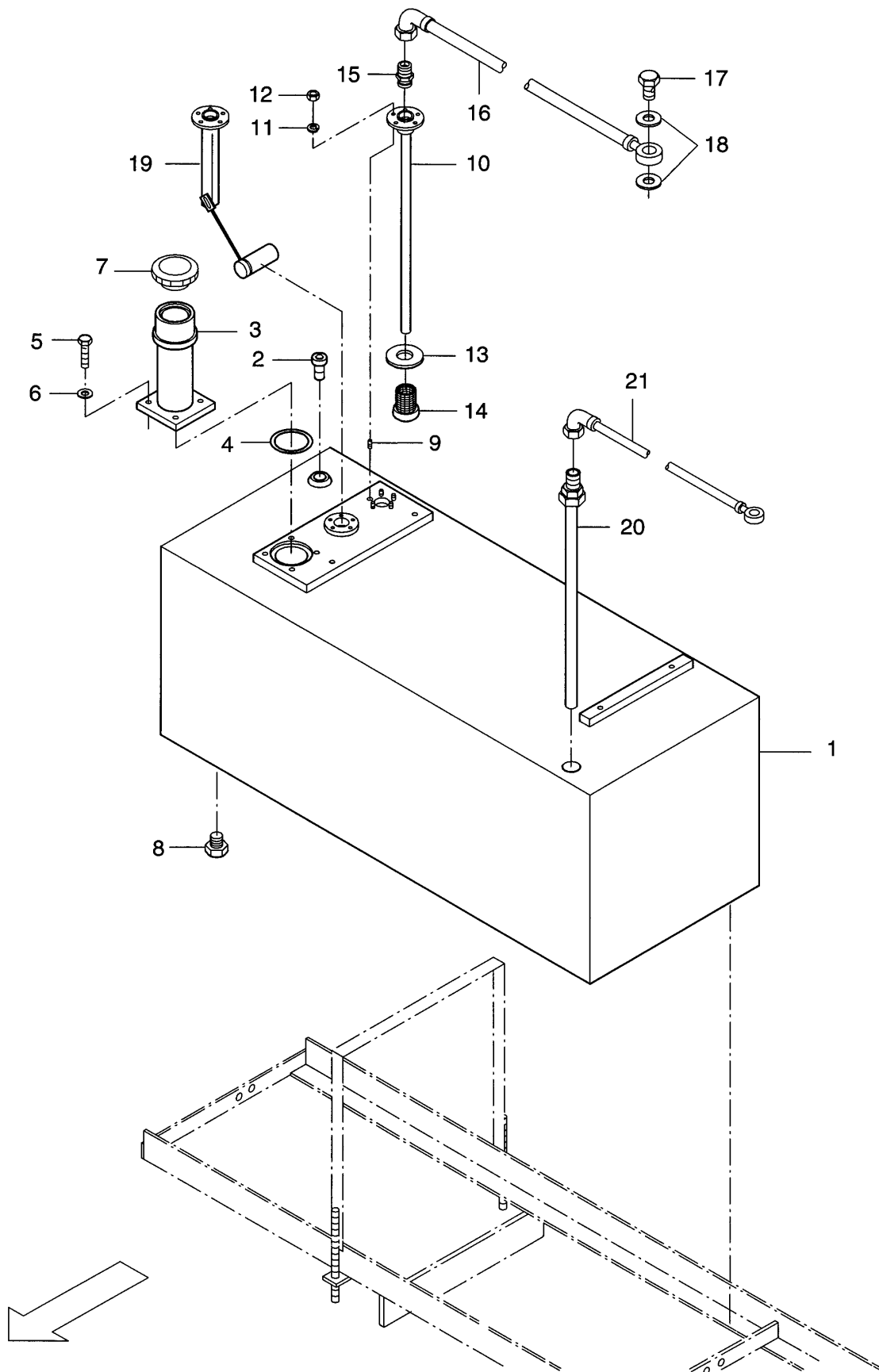
866-07740



Pos. Item	Best.-Nr. Part No.	Anz. Qty.	Beschreibung Description	Bemerkung Note
1	954706875	1	Brake lever	
2	500023	2	Hex. screw	
3	49900161	2	Screw retention	
4	600006	2	Washer	
5	934804416	1	Fork head	
6	934801416	1	Angle joint	
7	951106455	1	Brake cable	
Hand brake				866-07750

Pos. Item	Best.-Nr. Part No.	Anz. Qty.	Beschreibung Description	Bemerkung Note
			Hydraulic	
1	654-07150A	1	Fuel tank	
2	654-08120	1	Hydraulik oil tank, compl.	
3	654-08125	1	Manifold	
4	654-08175	1	Hydrostatic drive	
5	655-08510	1	Valve holder, compl.	
6	656-08111	1	Hydr. circle: Auger and Conveyor, left	
7	656-08112	1	Hydr. circle: Auger and Conveyor right	
8	656-08113	1	Hydr. circle: add. vibration	
9	656-08114	1	Hydr. circle: Tamper	
10	656-08141	1	Hydr. circle vibration	
11	656-08149	1	Hydr. circle: Work Hydraulic	
12	654-08310	1	Hydr. adjustable auger	
13	656-08314	1	Roof profile setting	
14	654-08320	1	Auger/Conveyor reversible, right	
15	654-08321	1	Auger/Conveyor reversible, left	
16	654-08312	1	Hydraulic circle Generator e-screed	
17	654-13760	1	Sep. hopper actuating	
18	654-08430A	1	Hopper Hydraulic	Option 26.04.2007
			–	

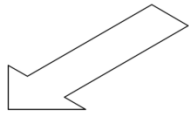
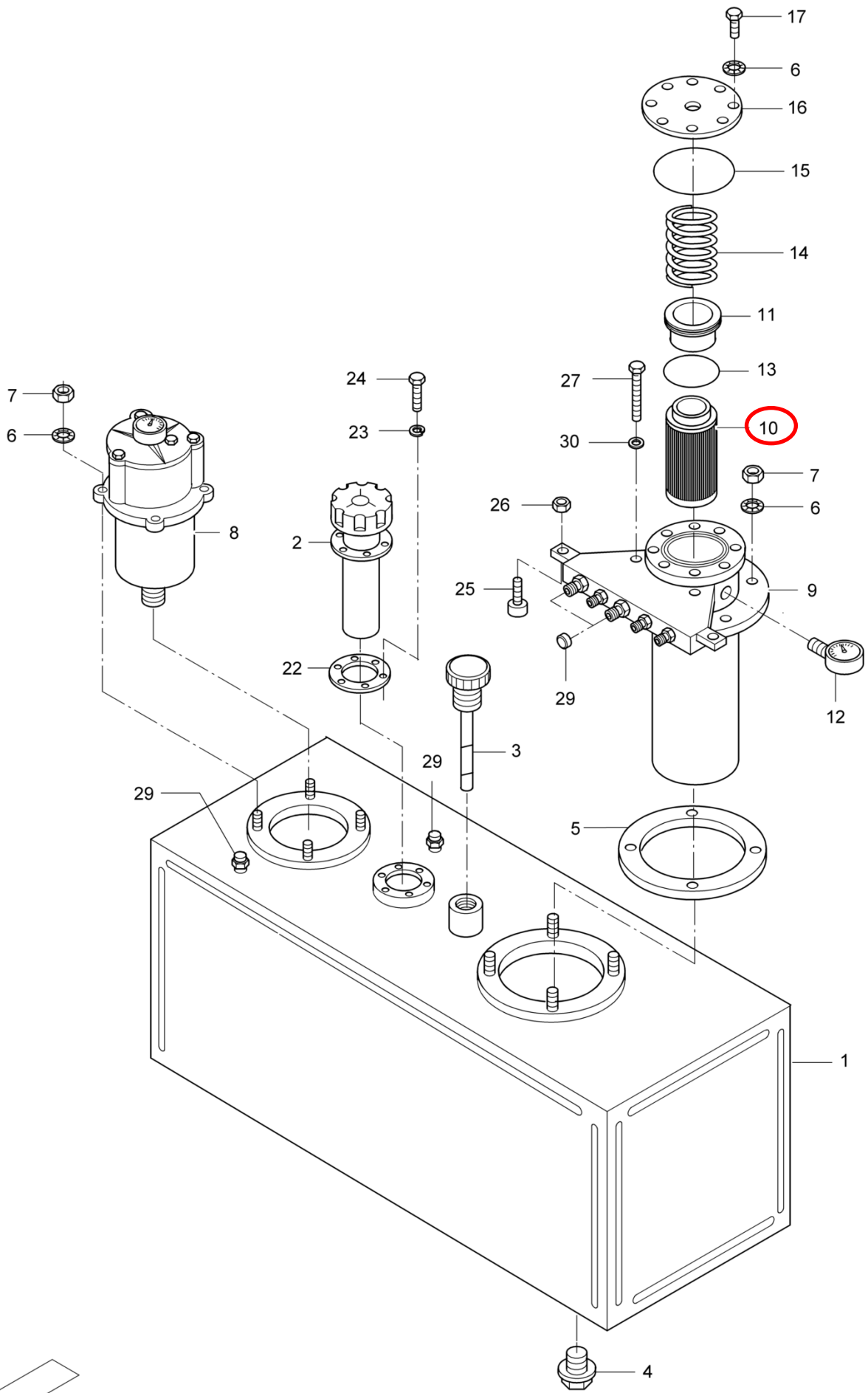
Grp. 08, Hydraulic



Pos. Item	Best.-Nr. Part No.	Anz. Qty.	Beschreibung Description	Bemerkung Note
1	20007879	1	Fuel tank	
2	961174207	1	Plug screw	
3	20007881	1	Filling neck	
4	49020180	1	O-ring	
5	500048	4	Screw	
6	49900025	4	Screw retention	
7	49300329	1	Tank Cap	
8	961175211	1	Drain plug	
9	938272111	5	Stud bolt screw	
10	756082605	1	Intake stud	
11	936905009	5	Spring washer	
12	938190513	5	Nut	
13	932744000	1	Sealing washer	
14	903736230	1	Sieve	
15	968135228	1	Screwing	
16	654082710	1	Fuel pipeline	
17	939210008	1	Hollow screw	
18	932702324	2	Sealing	
19	977044001	1	Tank indicator	
20	756082675	1	Tube	
21	654082722	1	Fuel pipeline return line	

Fuel tank

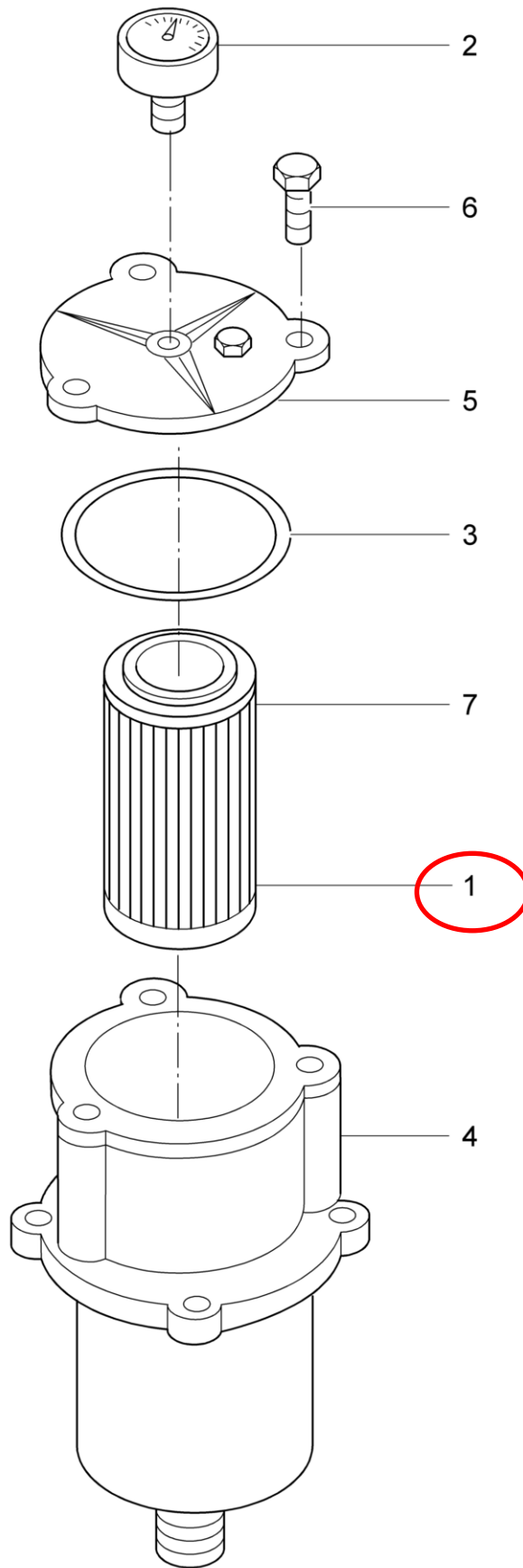
654-07150A



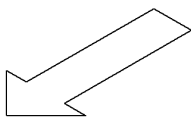
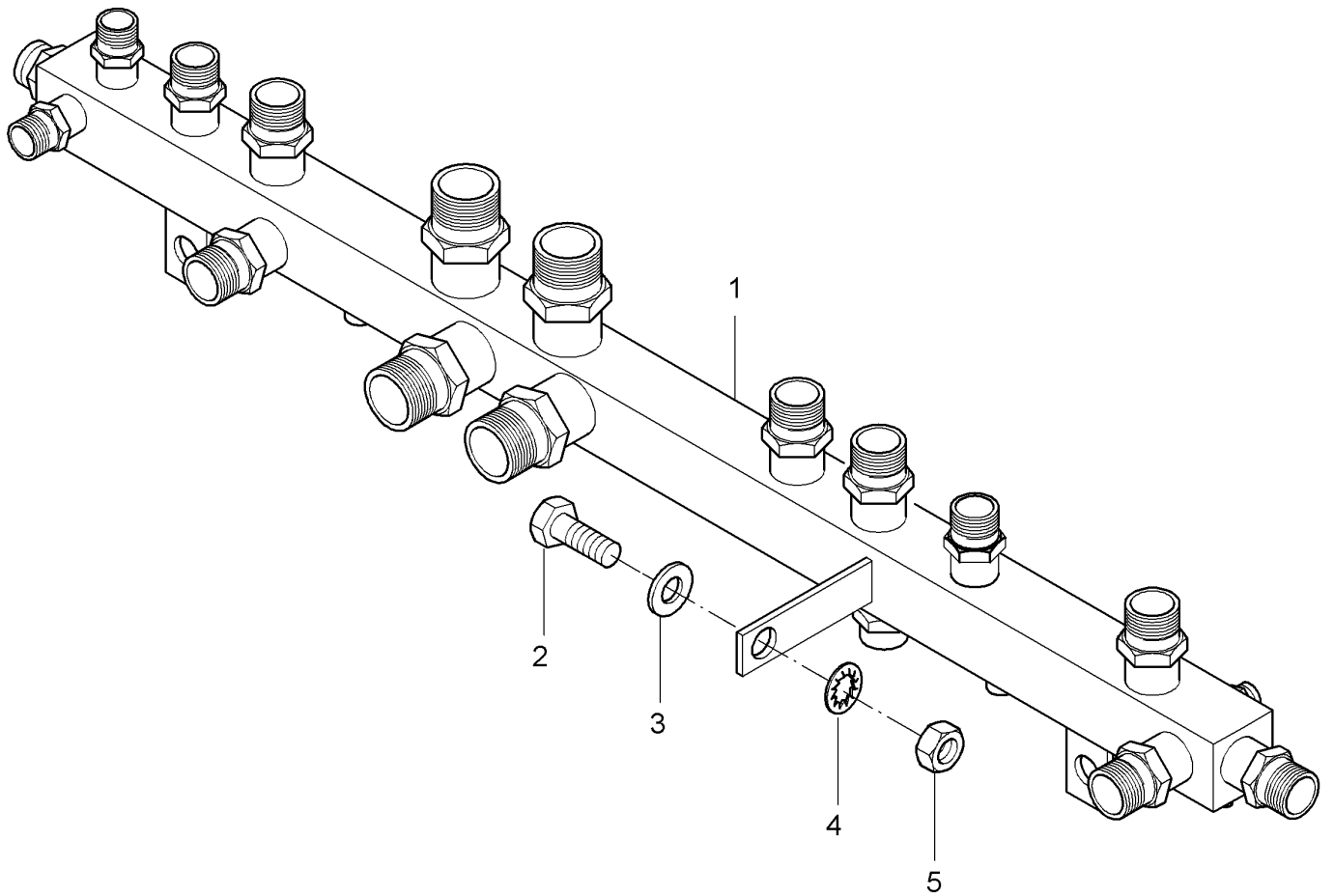
Pos. Item	Best.-Nr. Part No.	Anz. Qty.	Beschreibung Description	Bemerkung Note
	654090700		Hydraulik oil tank, compl.	
1	654090701	1	Tank	
2	964152450	1	Oil filler neck	
_01	679723	1	_Set of filter and sealing	
3	880090785	1	Dipstick	
4	961175211	1	Drain plug	
5	862090725	1	Sealing	
6	49900161	18	Screw retention	
7	929233	10	Nut	
8	964047051	1	Filter	
9	990320400	1	Suction stud	
10	990320120	1	Filter element	
11	990320111	1	Filter element holder	
12	956201195	1	Maintenance indicator	
13	665635	1	O-ring	
14	665634	1	Pressure spring	
15	932211778	1	O-ring	
16	990320113	1	Cover	
17	500053	8	Screw	
22	862090725	1	Sealing	
23	49900080	6	Screw retention	
24	533036	6	Screw	
25	930235508	2	Rubber buffer	
26	928847	2	Hex. nut	
27	500249	2	Hex. screw	
28	961170013	3	Plug stud	
29	961170059	2	Blanking plug	
30	939130010	2	Washer	
			—	30.11.06

Hydraulik oil tank, compl.

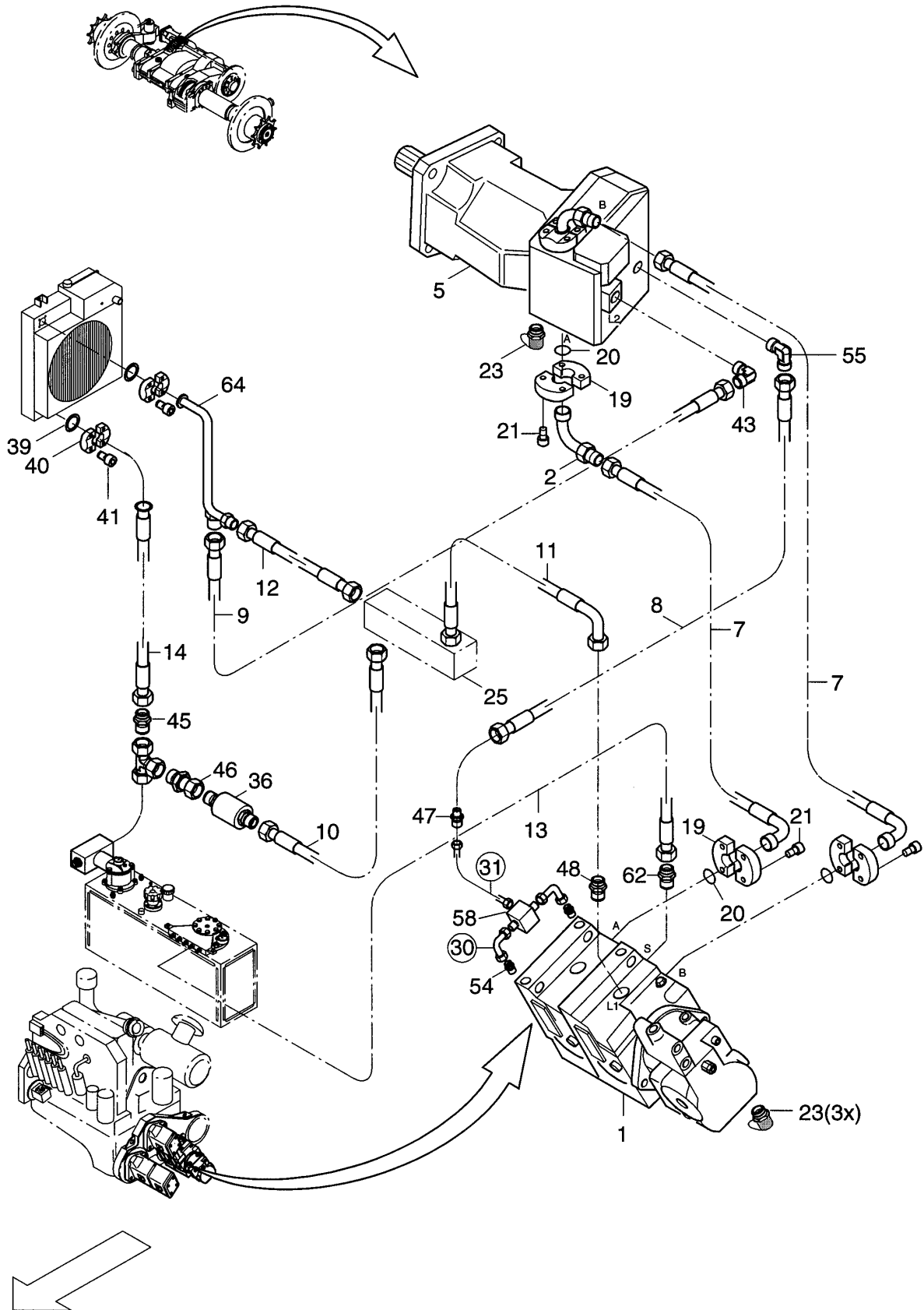
654-08120

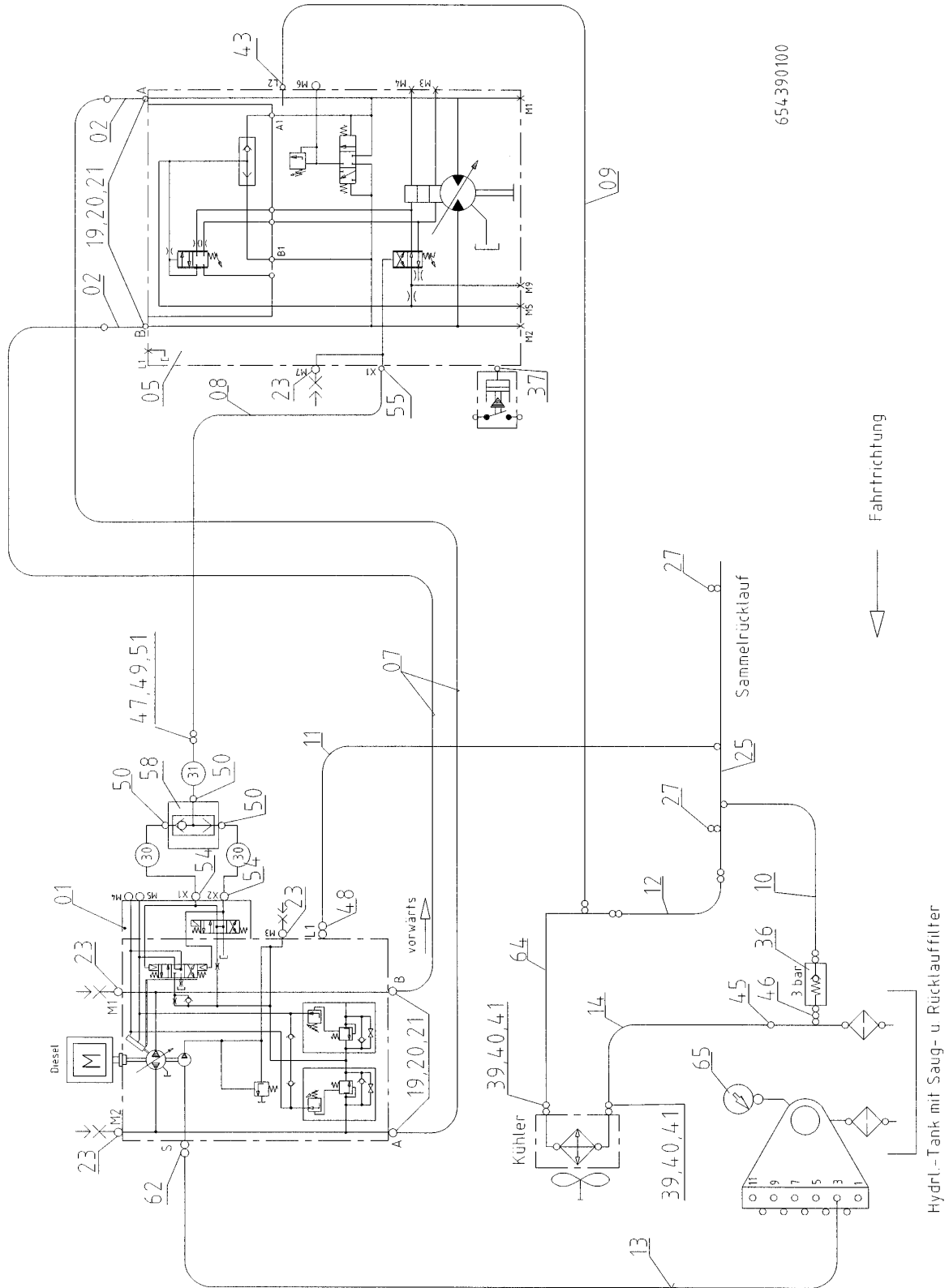


Pos. Item	Best.-Nr. Part No.	Anz. Qty.	Beschreibung Description	Bemerkung Note
	964047051		Filter	
1	964350855	1	Filter element	
2	956201108	1	Maintenance indicator	
3	964715005	1	Seal kit	
4	964795500	1	Filter body	
5	964745050	1	Head	
6	939786653	3	Screw	
			–	18.01.2008 TH
Filter				964047051



Pos. Item	Best.-Nr. Part No.	Anz. Qty.	Beschreibung Description	Bemerkung Note
	654090900		Manifold	
1	654090901	1	Manifold	
2	500043	1	Hex. screw	
3	939570016	1	Washer	
4	49900025	1	Screw retention	
5	928847	1	Hex. nut	
Manifold				654-08125



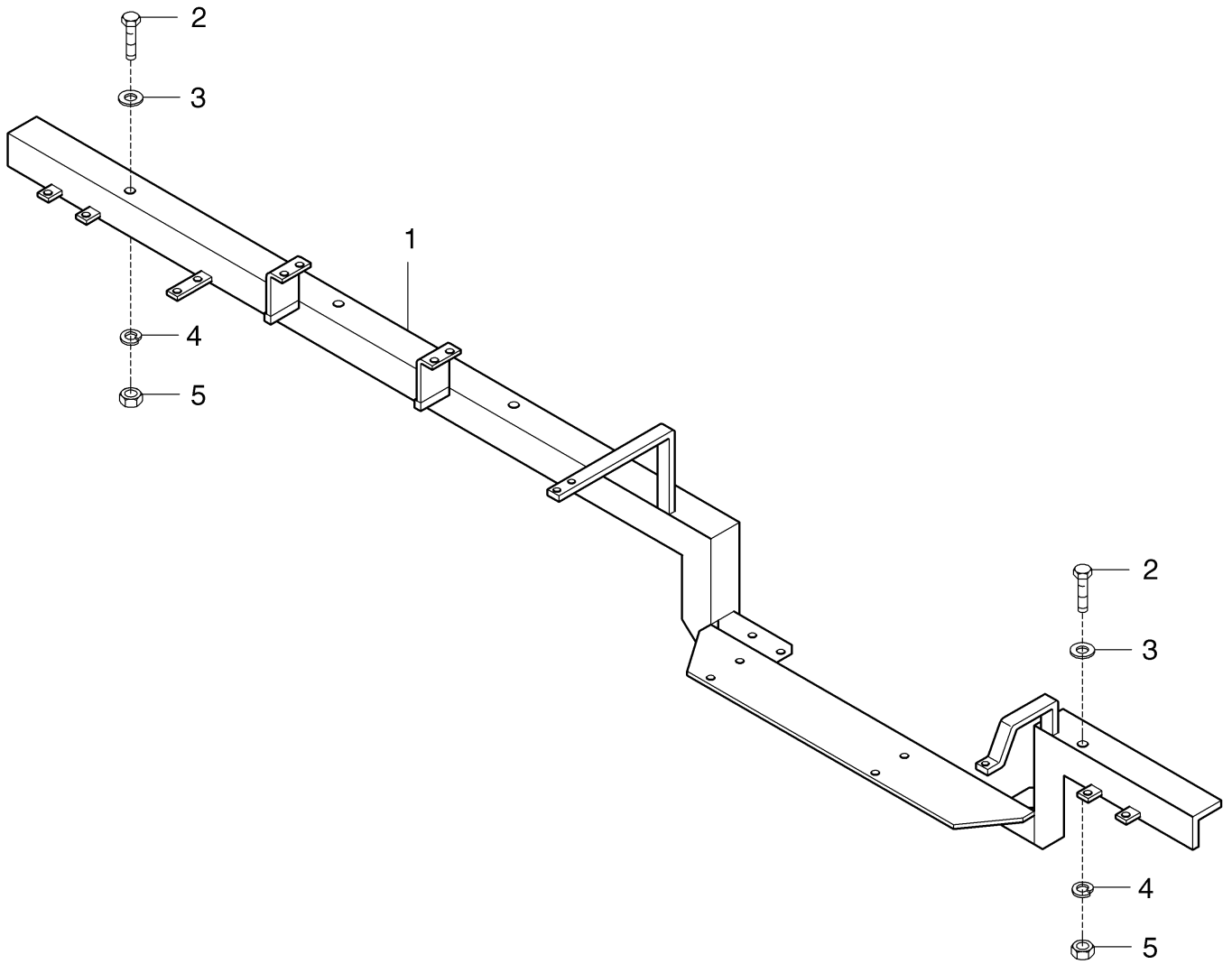


654.390100

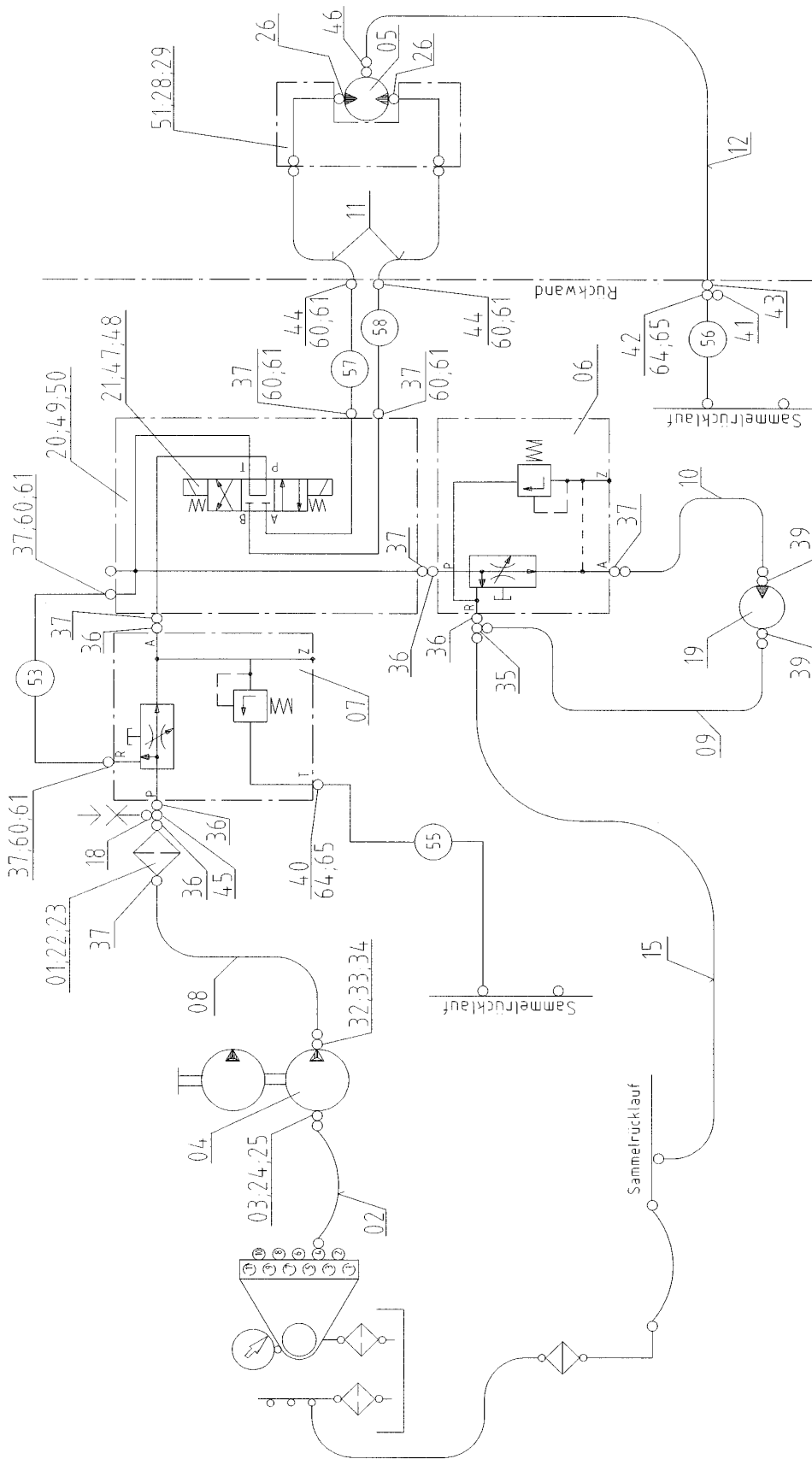
Pos. Item	Best.-Nr. Part No.	Anz. Qty.	Beschreibung Description	Bemerkung Note
	654390100		Hydrostatic drive	
1			Pump see split gear box	
2	930211162	2	Flange	
5		1	Hydr. motor see axle compl.	Gr. 7
7	960882850	2	Hose	
8	960833610	1	Hose	
9	960897022	1	Hose	
10	960898512	1	Hose	
11	960897008	1	Hose	
12	960898000	1	Hose assy	DN40x750
13	960892573	1	Hose	
14	960893103	1	Hose assy	
19	930211285	8	Flange half	
20	932323235	4	O-ring	
21	502132	4	Hex. screw	
23	961772678	3	Test connection	
25	713390125	1	Manifold	
27	961170061	2	Plug screw	
30	722391130	2	Pipeline	
31	722391131	1	Pipeline	
36	961111012	1	Non return valve	
37	886083706	1	Plug screw	
39	932213250	2	O-ring	
40	930211345	4	Flange half	
41	508029	8	Screw	
43	961939311	1	Screwing	
45	990099701	1	Connection stud	
46	961121012	1	Straight coupling	
47	961980603	1	Reduction union	
48	961935311	1	Straight double-ended union	
49	961102006	3	Union nut	
50	961102016	3	Union nut	
51	961102056	6	Cutting ring	
54	961953064	2	Straight coupling	
55	961939307	1	Screwing	
58	960989060	1	Change valve	
62	961935312	1	Straight double-ended union	
64	990099699	1	Spring washer	
65	956201195	1	Maintenance indicator	

Hydrostatic drive

654-08175



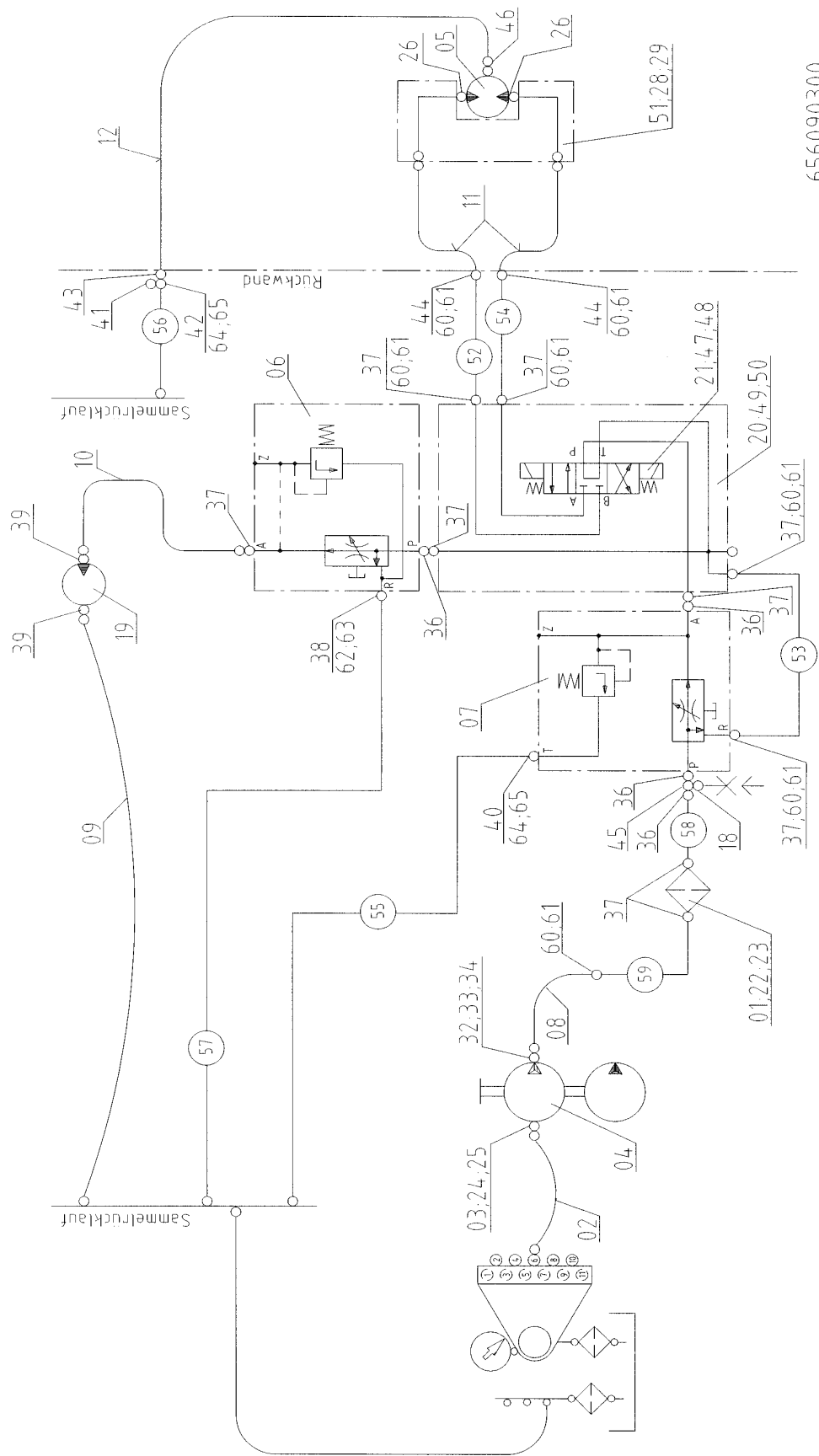
Pos. Item	Best.-Nr. Part No.	Anz. Qty.	Beschreibung Description	Bemerkung Note
	655082800		Valve holder, compl.	
1	655082801	1	Valve holder	
2	500028	2	Screw	
3	939570516	2	Washer	
4	49900025	2	Screw retention	
5	928847	2	Hex. nut	
			–	25.05.04
Valve holder, compl.				655-08510



656090200

Pos. Item	Best.-Nr. Part No.	Anz. Qty.	Beschreibung Description	Bemerkung Note
	656090200		Hydr. circle: Auger and Conveyor, left	
S1	964006106	1	Filter	
_S1	964350862	1	_Filter cartridge	
2	960892608	1	Hose	
3	930211345	2	Flange half	
4		1	Pump see split gear box	Gr. 7
5		1	Motor see auger group 11	Gr. 11
6	963084060	1	Flow regulation valve	
_01	963612121	1	_Current flow magnet	
7	963084063	1	Flow regulation valve	
8	960876401	1	Hose	
9	960871535	1	Hose	
10	960871424	1	Hose	
11	960874100	2	Hose	
12	960823600	1	Hose	2400 mm
15	960885752	1	Hose	
18	961772644	1	Test connector	
19		1	Motor see conveyor	Gr. 5
20	990099843	1	Connection plate	
21	963142650	1	Way valve	
_01	49260576	1	_Magnet	
22	500040	2	Screw	
23	49900080	2	Screw retention	
24	508029	4	Screw	
25	932213250	1	O-ring	
26	932318082	2	O-ring	
28	937930338	3	Cylinder screw	
29	508014	1	Hex. socket screw	
32	930211340	2	Flange half	
33	932323235	1	O-ring	
34	508029	4	Screw	
35	961982658	1	T-Reducer screwing	
36	961154111	5	Male connector for swivel nut	
37	961935111	8	Straight double-ended union	
39	990093221	2	Straight double-ended union	
40	961935106	1	Stud	
41	961170056	1	Blanking plug	
42	961918006	1	Swivel nut run tee	
43	961906006	1	Bulk head union	
44	961906011	2	Screwing	
45	961982621	1	T-Reducer screwing	
46	961936106	1	Union elbow both ports	
47	508026	4	Cylinder screw	
48	49900080	4	Screw retention	
S) Set of parts / to consist of the following parts with item no. _1 - _x				
Hydr. circle: Auger and Conveyor, left				656-08111

Pos. Item	Best.-Nr. Part No.	Anz. Qty.	Beschreibung Description	Bemerkung Note
49	500028	2	Screw	
50	49900025	2	Screw retention	
51	862091254	1	Connection plate, left	
53	754090253	1	Pipeline	
55	654090255	1	Pipeline	
56	654090256	1	Pipeline	
57	755090254	1	Pipeline	
58	755090255	1	Pipeline	
60	961102011	6	Union nut	
61	961102061	6	Cutting ring	
64	961102006	2	Union nut	
65	961102056	2	Cutting ring	
Hydr. circle: Auger and Conveyor, left				656-08111



656090300

Pos. Item	Best.-Nr. Part No.	Anz. Qty.	Beschreibung Description	Bemerkung Note
	656090300		Hydr. circle: Auger and Conveyor right	
S1	964006106	1	Filter	
_S1	964350862	1	_Filter cartridge	
2	960892608	1	Hose	
3	930211345	2	Flange half	
4		1	Pump see split gear box	Gr. 7
5		1	Motor see auger group 11	Gr. 11
6	963084060	1	Flow regulation valve	
_01	963612121	1	_Current flow magnet	
7	963084063	1	Flow regulation valve	
8	960876402	1	Hose	
9	960871380	1	Hose	
10	960871420	1	Hose	
11	960874100	2	Hose	
12	960823600	1	Hose	2400 mm
18	961772644	1	Test connector	
19		1	Motor see conveyor	Gr. 5
20	990099843	1	Connection plate	
21	963142650	1	Way valve	
_01	49260576	1	_Magnet	
22	500040	2	Screw	
23	49900080	2	Screw retention	
24	508029	4	Screw	
25	932213250	1	O-ring	
26	932318082	2	O-ring	
28	937930338	3	Cylinder screw	
29	508014	1	Hex. socket screw	
31	961917011	2	Union elbow both ports	
32	930211340	2	Flange half	
33	932323235	1	O-ring	
34	508029	4	Screw	
36	961154111	5	Male connector for swivel nut	
37	961935111	8	Straight double-ended union	
38	961935128	1	Straight double-ended union	
39	990093221	2	Straight double-ended union	
40	961935106	1	Stud	
41	961170056	1	Blanking plug	
42	961918006	1	Swivel nut run tee	
43	961906006	1	Bulk head union	
44	961906011	2	Screwing	
45	961982621	1	T-Reducer screwing	
46	961936106	1	Union elbow both ports	
47	508026	4	Cylinder screw	
48	49900080	4	Screw retention	
S) Set of parts / to consist of the following parts with item no. _1 - _x				

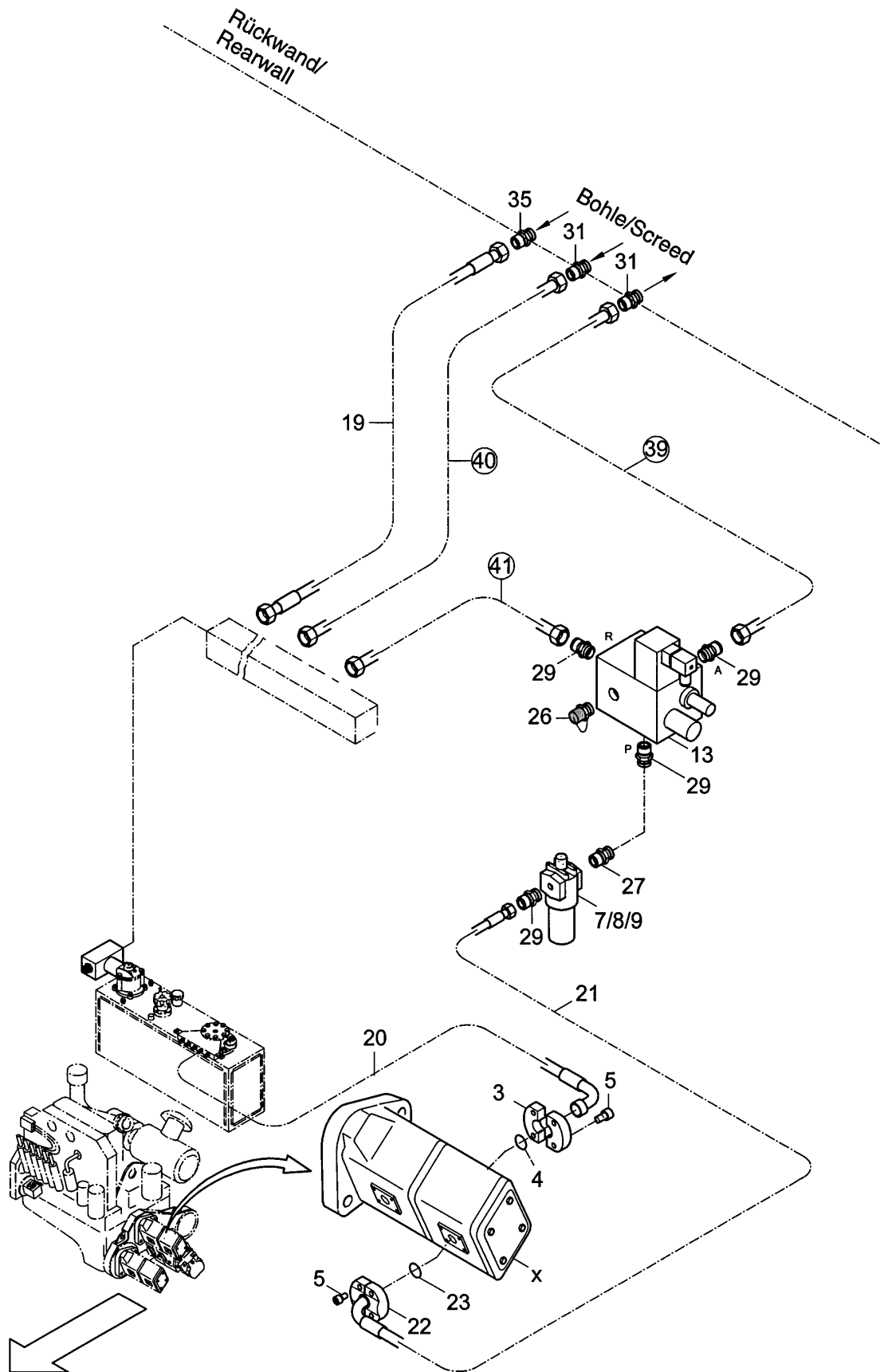
Hydr. circle: Auger and Conveyor right

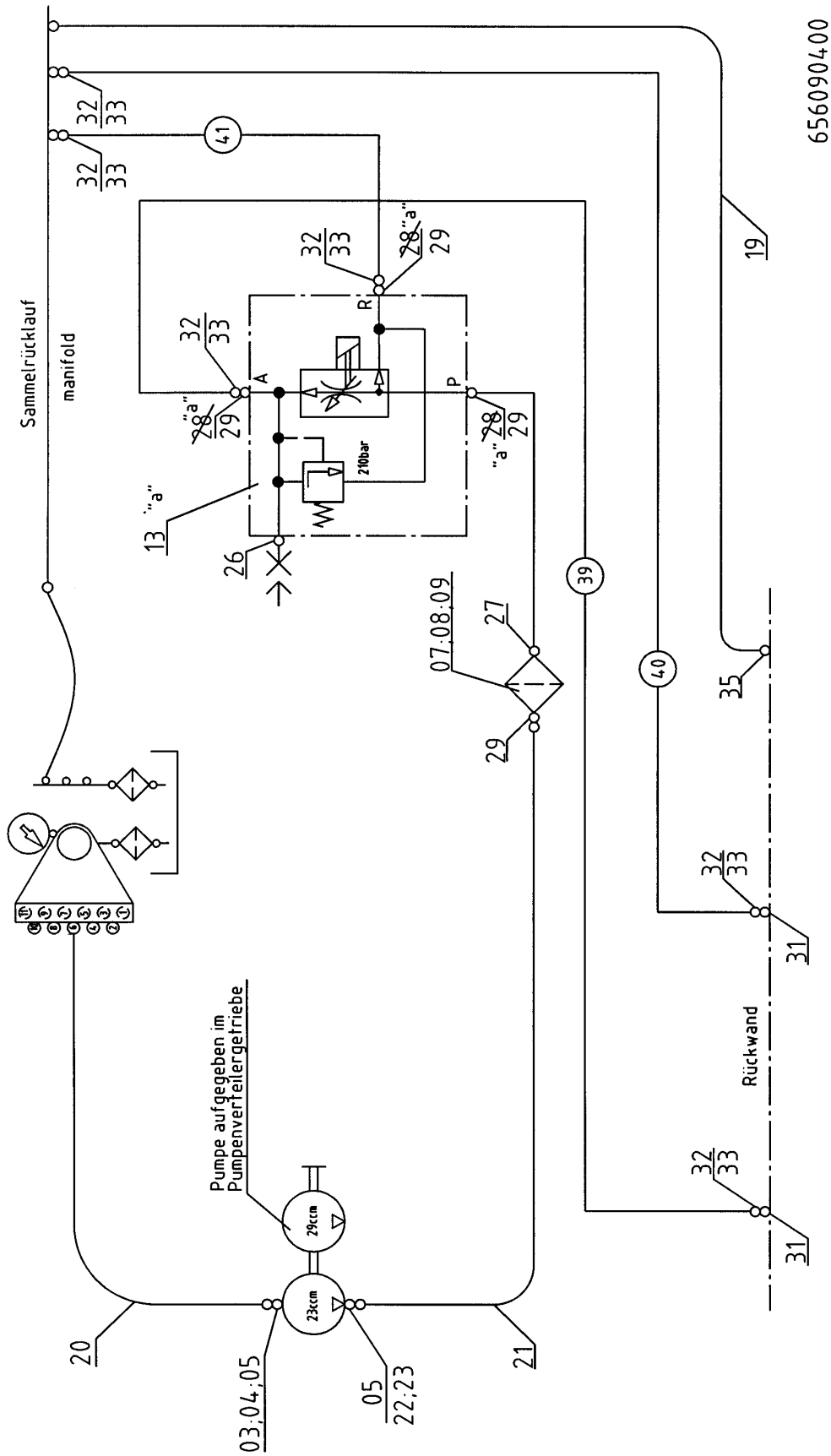
656-08112

Pos. Item	Best.-Nr. Part No.	Anz. Qty.	Beschreibung Description	Bemerkung Note
49	500028	2	Screw	
50	49900025	2	Screw retention	
51	862091345	1	Connection plate, right	
52	754090254	1	Pipeline	
53	754090253	1	Pipeline	
54	654090255	1	Pipeline	
55	654090355	1	Pipeline	
56	654090356	1	Pipeline	
57	654090357	1	Pipeline	
58	864092386	1	Pipeline	
59	656090359	1	Pipeline	
60	961102011	6	Union nut	
61	961102061	6	Cutting ring	
62	961102012	1	Nut	
63	961102062	1	Cutting ring	
64	961102006	2	Union nut	
65	961102056	2	Cutting ring	

Hydr. circle: Auger and Conveyor right

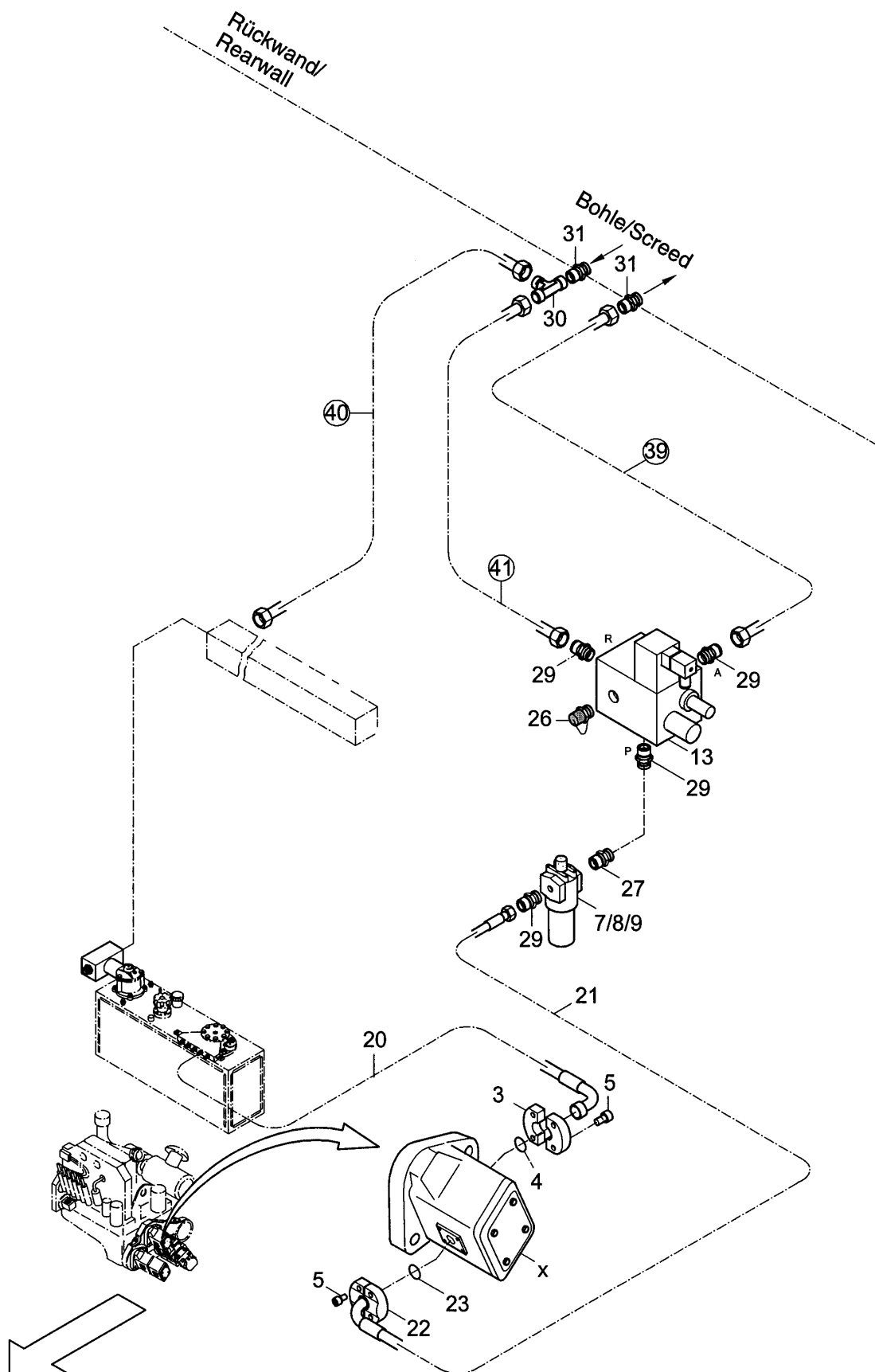
656-08112

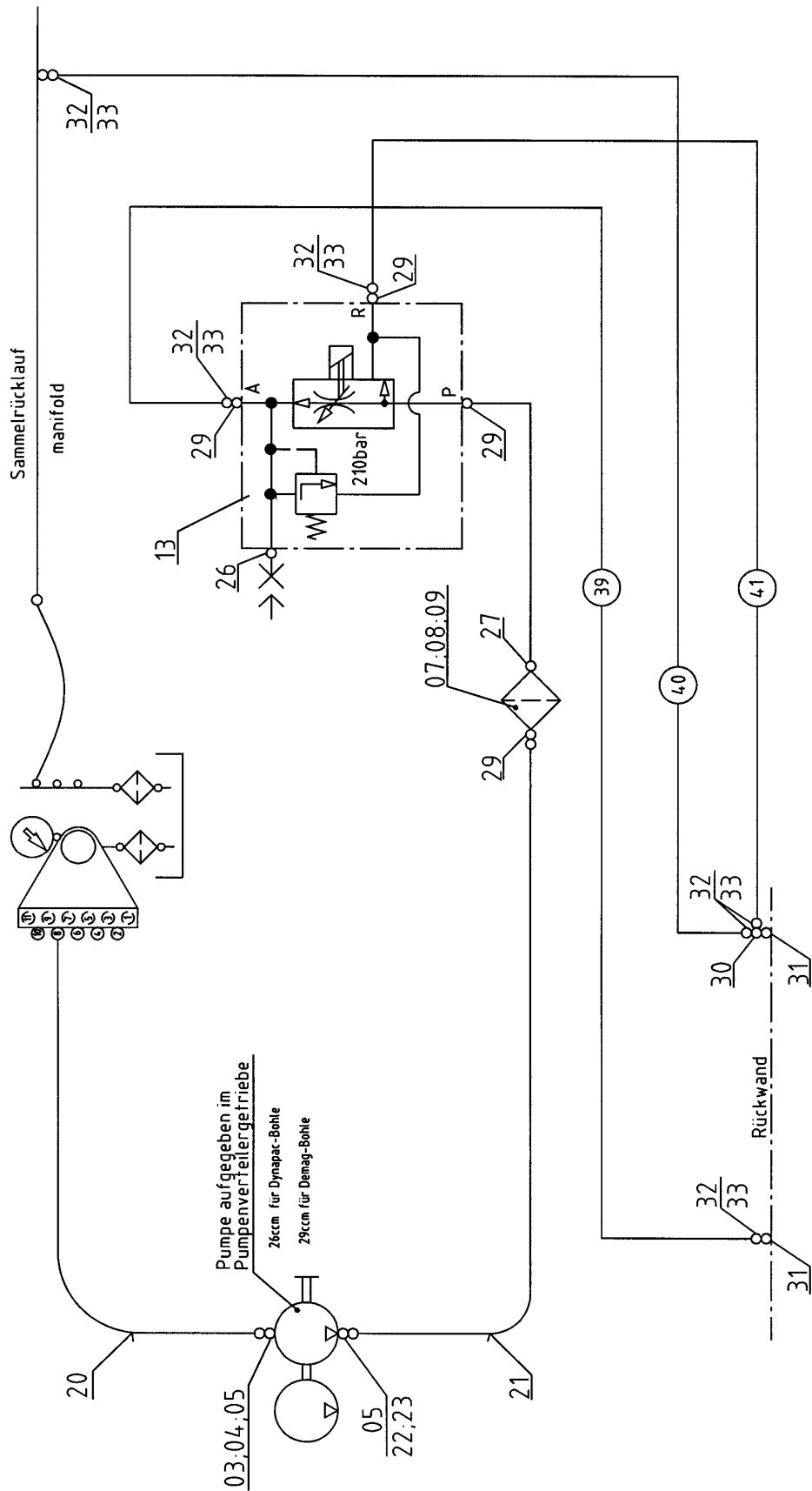




656090400

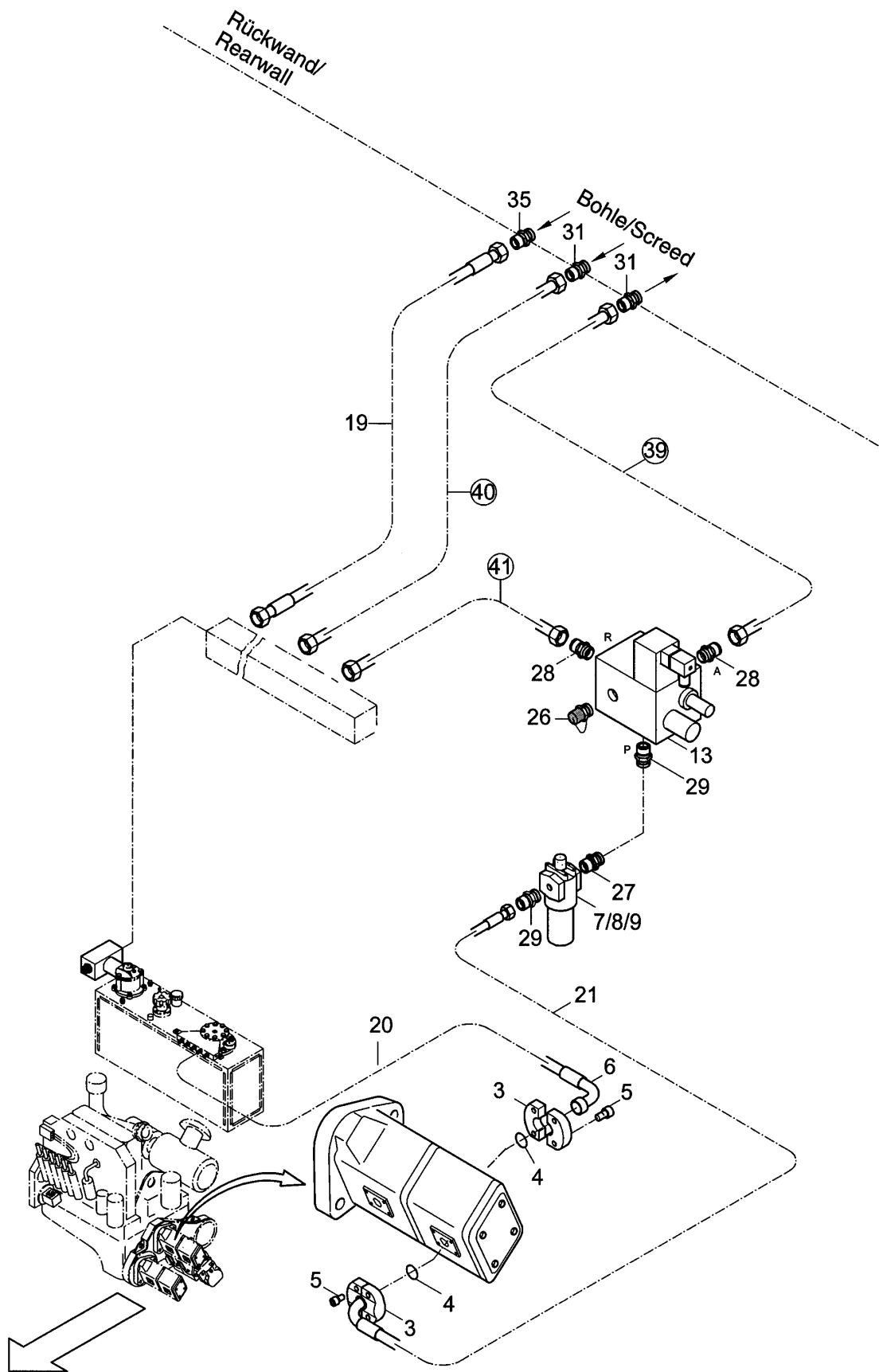
Pos. Item	Best.-Nr. Part No.	Anz. Qty.	Beschreibung Description	Bemerkung Note
	656090400		Hydr. circle: add. vibration	
3	930211345	2	Flange half	
4	932213250	1	O-ring	
5	508029	8	Screw	
S7	964006106	1	Filter	
_S1	964350862	1	_Filter cartridge	
8	500040	2	Screw	
9	49900080	2	Screw retention	
13	963084061	1	Flow regulation valve	
_01	963612121	1	_Current flow magnet	
19	960850890	1	Hose	
20	960892550	1	Hose	
21	960876507	1	Hose	
22	930211340	2	Flange half	
23	932213235	1	O-ring	
26	961772617	1	Test connector	
27	961154111	1	Male connector for swivel nut	
29	961935111	4	Straight double-ended union	
31	961906011	2	Screwing	
32	961102011	6	Union nut	
33	961102061	6	Cutting ring	
35	961906009	1	Screwing	
39	654090439	1	Pipeline	
40	654090440	1	Pipeline	
41	654090441	1	Pipeline	
X			See split gear box	Gr. 7
S) Set of parts / to consist of the following parts with item no. _1 - _x				
Hydr. circle: add. vibration				656-08113

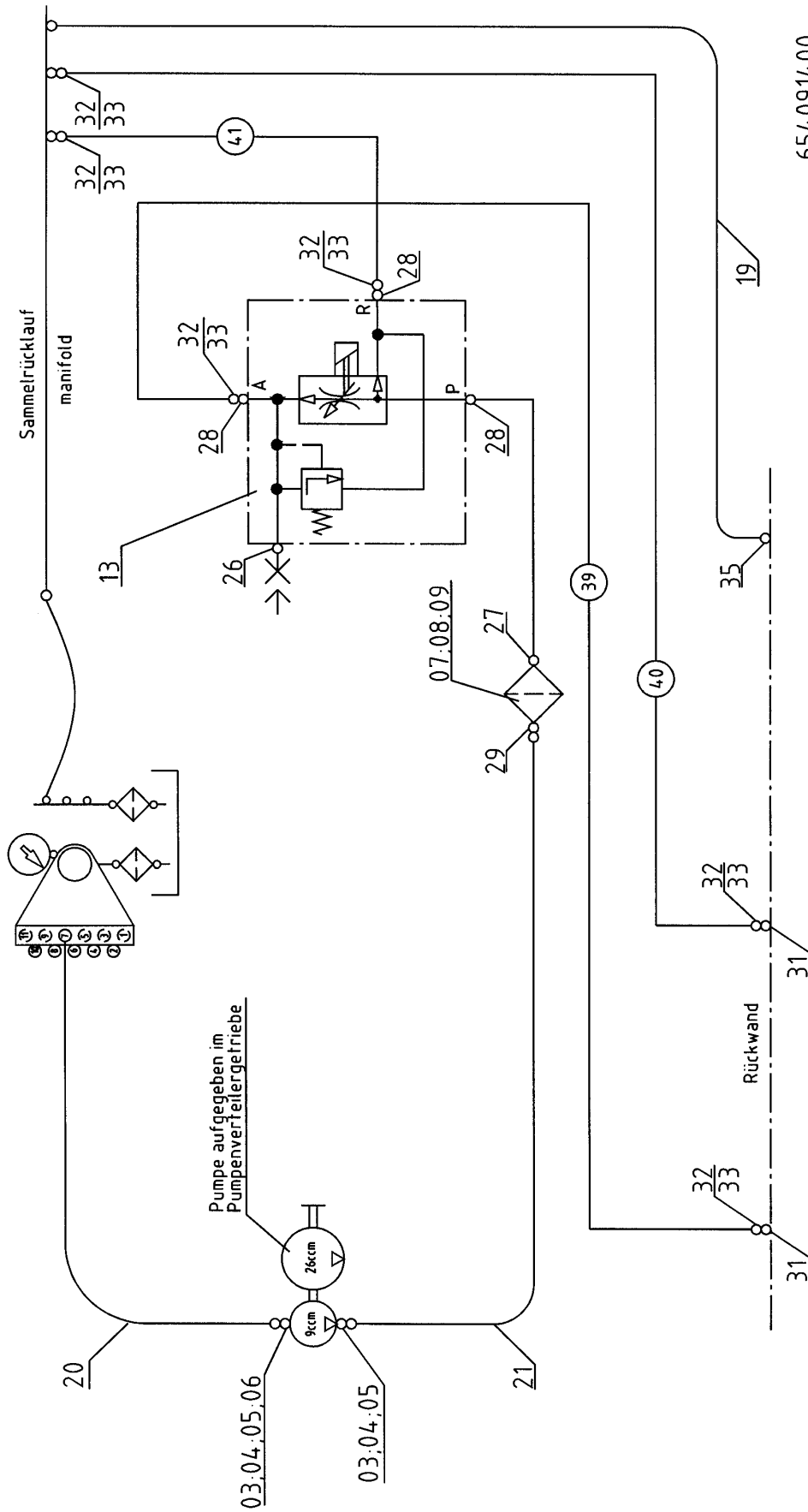




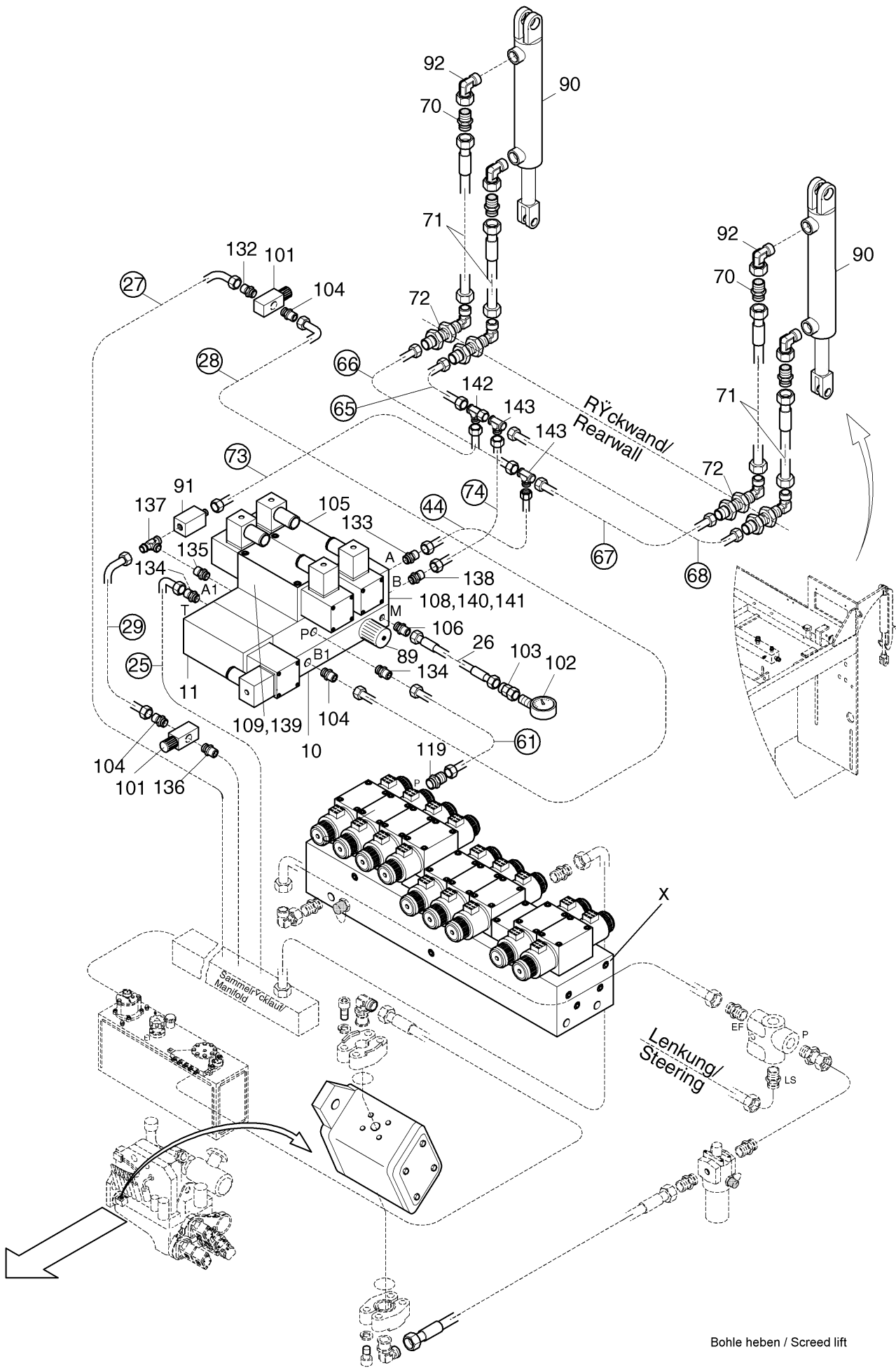
656090500

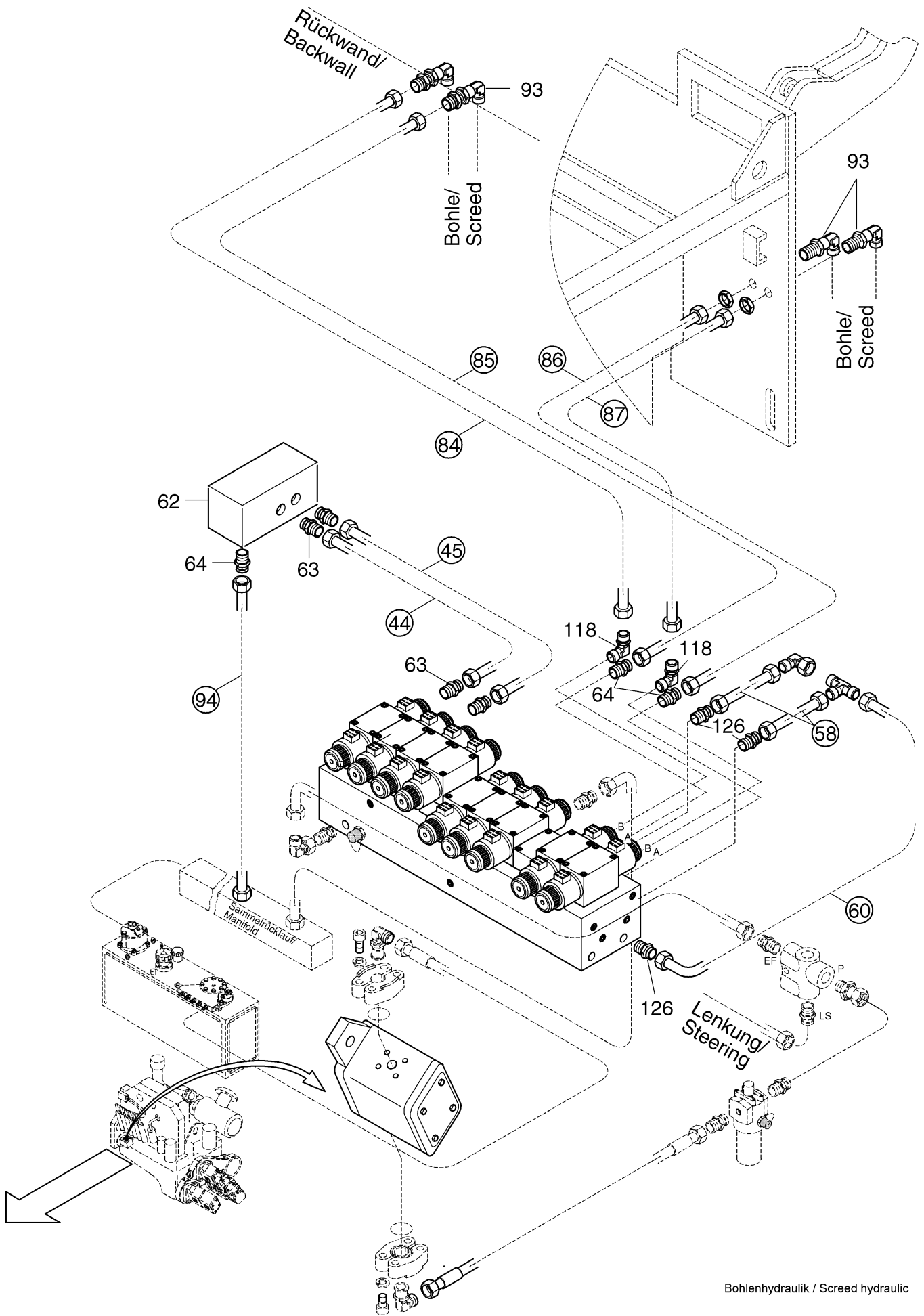
Pos. Item	Best.-Nr. Part No.	Anz. Qty.	Beschreibung Description	Bemerkung Note
	656090500		Hydr. circle: Tamper	
3	930211345	2	Flange half	
4	932213250	1	O-ring	
5	508029	8	Screw	
S7	964006106	1	Filter	
_S1	964350862	1	_Filter cartridge	
8	500040	2	Screw	
9	49900080	2	Screw retention	
13	963084061	1	Flow regulation valve	
_01	963612121	1	_Current flow magnet	
20	960892550	1	Hose	
21	960876507	1	Hose	
22	930211340	2	Flange half	
23	932213235	1	O-ring	
26	961772617	1	Test connector	
27	961154111	1	Male connector for swivel nut	
29	961935111	4	Straight double-ended union	
30	961919011	1	Swivel nut run tee	
31	961906011	2	Screwing	
32	961102011	6	Union nut	
33	961102061	6	Cutting ring	
39	654090539	1	Pipeline	
40	654090540	1	Pipeline	
41	654090541	1	Pipeline	
X			See split gear box	Gr. 7
S) Set of parts / to consist of the following parts with item no. _1 - _x				
Hydr. circle: Tamper				656-08114



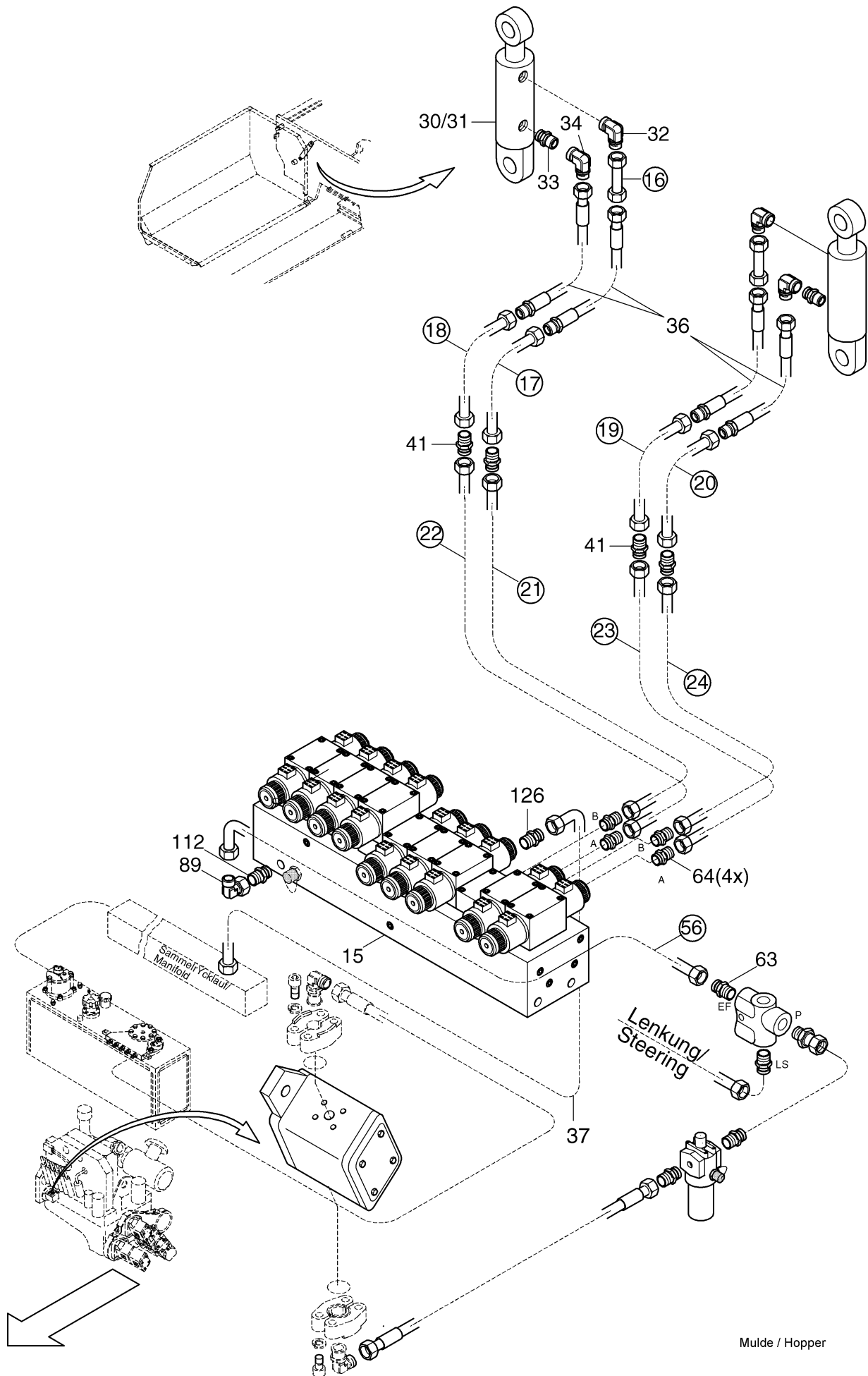


Pos. Item	Best.-Nr. Part No.	Anz. Qty.	Beschreibung Description	Bemerkung Note
	656091400		Hydr. circle vibration	
1		1	Pump see split gear box	Gr. 7
3	930211289	4	Flange half	
4	932323669	2	O-ring	
5	508019	16	Screw	
6	990091019	1	SAE-flange connection	
S7	964006106	1	Filter	
_S1	964350862	1	_Filter cartridge	
8	500040	2	Screw	
9	49900080	2	Screw retention	
13	963084059	1	Flow regulation valve	
19	960850890	1	Hose	
20	960892573	1	Hose	
21	960855370	1	Hose	
26	961772617	1	Test connector	
27	961154111	1	Male connector for swivel nut	
28	990093221	3	Straight double-ended union	
29	961935129	1	Screwing	
31	961906011	2	Screwing	
32	961102011	6	Union nut	
33	961102061	6	Cutting ring	
35	961906009	1	Screwing	
39	654090439	1	Pipeline	
40	654090440	1	Pipeline	
41	654090441	1	Pipeline	
S) Set of parts / to consist of the following parts with item no. _1 - _x				
Hydr. circle vibration				656-08141

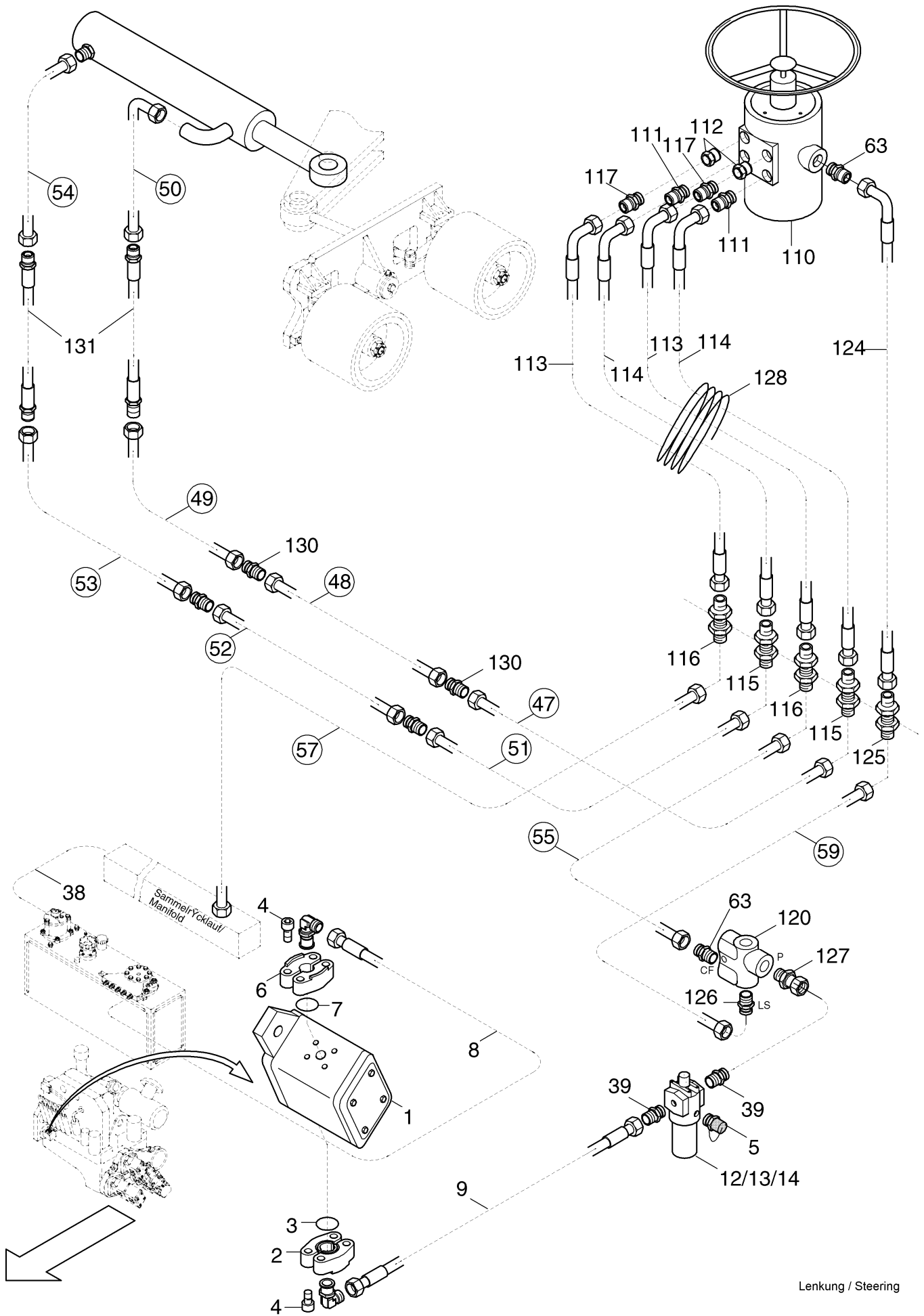




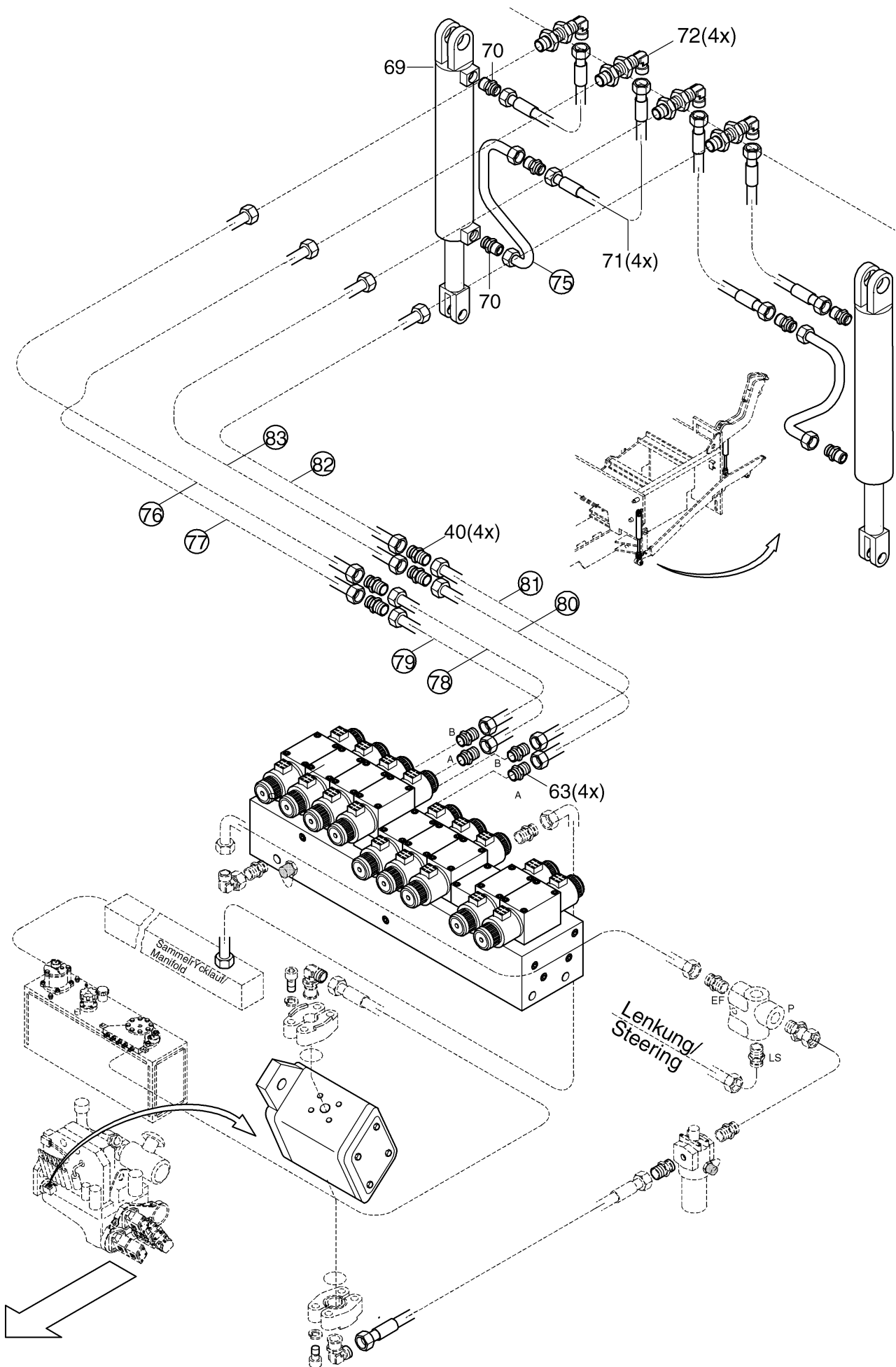
Bohlenhydraulik / Screed hydraulic

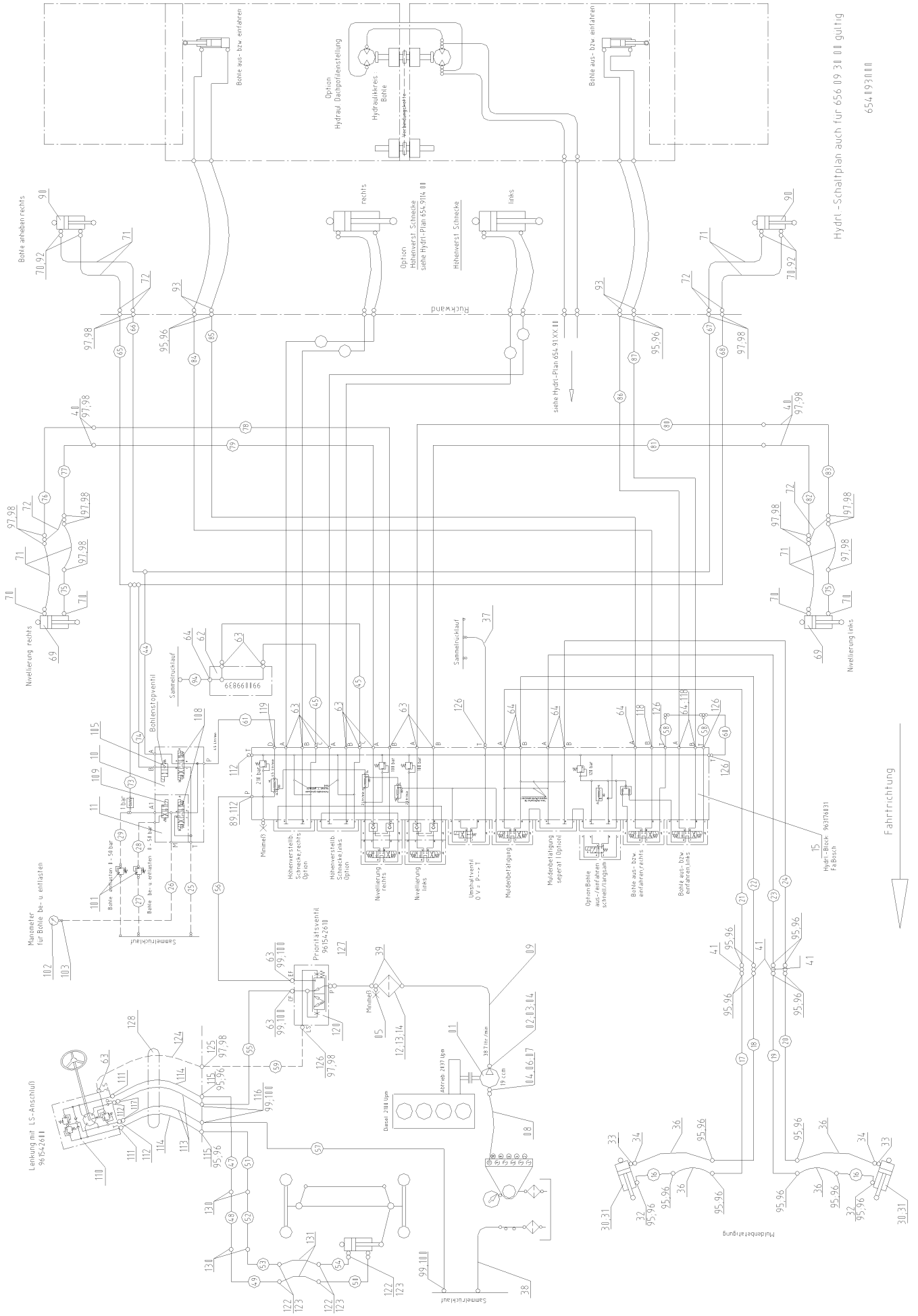


Mulde / Hopper



Lenkung / Steering





Pos. Item	Best.-Nr. Part No.	Anz. Qty.	Beschreibung Description	Bemerkung Note
	656093000		Work hydraulic	
1	967105452	1	Hydr. pump	
_01	967536842	1	_Seal kit	
2	930211255	2	Flange half	
3	932323203	1	O-ring	
4	508029	8	Screw	
5	961772671	1	Test connector	
6	930211340	2	Flange half	
7	932323235	1	O-ring	
8	960892650	1	Hose	
9	960855460	1	Hose	
10	990099819	1	Connection block	
11	990099833	1	Connection block	
12	964006103	1	Form filter	
13	500013	2	Hex. screw	
14	49900080	2	Screw retention	
15	963176037	1	Valve block, compl.	Bosch
16	864291070	2	Pipeline	
17	655091017	1	Pipeline	
18	655091018	1	Pipeline	
19	655091019	1	Pipeline	
20	655091020	1	Pipeline	
21	654093021	1	Pipeline	
22	654093022	1	Pipeline	
23	654093023	1	Pipeline	
24	654093024	1	Pipeline	
25	654093025	1	Pipeline	
26	961773698	1	Test hose	
27	654093027	1	Pipeline	
28	654093028	1	Pipeline	
29	654093029	1	Pipeline	
30	990196400	2	Hydraulic cylinder	
31	934400140	4	Clip	
32	961936218	2	Screwing	
33	961154218	2	Threaded socket	
34	961917008	2	Adjustable elbow	
36	960840450	4	Hose	
37	960860828	1	Hose	
38	960893102	1	Hose	
39	961935135	2	Straight double-ended union	
40	961903006	4	Stud	
41	961903008	4	Straight coupling	
42	961935228	8	Straight double-ended union	
43	961175206	4	Plug screw	
44	864291083	1	Pipeline	
45	654093045	2	Pipeline	
Hydr. circle: Work Hydraulic				656-08149

Pos. Item	Best.-Nr. Part No.	Anz. Qty.	Beschreibung Description	Bemerkung Note
47	654091047	1	Pipeline	
48	754291075	1	Pipeline	
49	754291076	1	Pipeline	
50	866293077	1	Pipeline	
51	654091051	1	Pipeline	
52	754291068	1	Pipeline	
53	754291069	1	Pipeline	
54	866293082	1	Pipeline	
55	654091055	1	Pipeline	
56	654093056	1	Pipeline	
57	654093057	1	Pipeline	
58	654093058	2	Pipeline	
59	654091059	1	Pipeline	
60	654093060	1	Pipeline	
61	654093061	1	Pipeline	
62	990099839	1	Hydr. block	
63	961935106	14	Stud	
64	961935108	8	Straight double-ended union	
65	754291091	1	Pipeline	
66	754291084	1	Pipeline	
67	654093067	1	Pipeline	
68	654093068	1	Pipeline	
69	990195600	2	Hydraulic cylinder	
70	990093608	8	Male connector for swivel nut	
71	960820450	8	Hose	
72	961907006	8	Bulkhead union	
73	654093073	1	Pipeline	
74	864291090	1	Pipeline	
75	754291042	2	Pipeline	
76	754291045	1	Pipeline	
77	754291044	1	Pipeline	
78	654093078	1	Pipeline	
79	654093079	1	Pipeline	
80	654093080	1	Pipeline	
81	654093081	1	Pipeline	
82	756291037	1	Pipeline	
83	756291039	1	Pipeline	
84	654093084	1	Pipeline	
85	654093085	1	Pipeline	
86	654093086	1	Pipeline	
87	654093087	1	Pipeline	
88	961932096	3	Straight screwing	
89	961917009	1	Stud	
90	990195500	2	Hydraulic cylinder	
91	963415008	1	Non return valve	
92	961917006	4	Union elbow both ports	

Hydr. circle: Work Hydraulic

656-08149

Pos. Item	Best.-Nr. Part No.	Anz. Qty.	Beschreibung Description	Bemerkung Note
93	961907008	4	Bulkhead union elbow	
94	654093094	1	Pipeline	
95	961102008	33	Union nut	
96	961102058	33	Cutting ring	
97	961102006	28	Union nut	
98	961102056	28	Cutting ring	
99	961102009	8	Nut	
100	961102059	8	Cutting ring	
101	963017511	2	Pressure limit valve	
102	956201111	1	Vacuum gauge	
103	961131105	1	Manometer connection	
104	961935106	3	Stud	
105	963105515	1	Non return valve	
_01	963612114	1	_Magnet	
_02	679727	1	_Sealing kit	
_03	963612202	1	_Plug	
106	961935102	1	Straight double-ended union	
108	963142301	2	Way valve	
_01	963612115	1	_Magnet	
_02	963531000	1	_Seal kit	
109	963135670	1	Way valve	
110	961542600	1	Steering control	
111	961941184	2	Straight double-ended union	
112	961935109	6	Straight screwing	
113	960853003	2	Hose	
114	960843005	2	Hose	
115	961906018	2	Bulkhead union	
116	961906009	2	Screwing	
117	961355001	2	Reduction union	
118	961320908	2	Screwing	
119	961935129	1	Screwing	
120	961542610	1	Priority valve	
122	961102018	6	Nut	
123	961102058	6	Cutting ring	
124	960822210	1	Hose	
125	961906006	1	Bulk head union	
126	961951084	3	Straight double-ended union	
127	961154109	1	Screwing	
128	49300162	1	Protection spiral	
130	961903018	4	Straight double-ended union	
131	960830600	2	Hose	
132	961935107	1	Straight double-ended union	
133	961935108	1	Straight double-ended union	
134	961935109	2	Straight screwing	
135	961154106	1	Threaded socket	
136	961154107	1	Male connector for swivel nut	

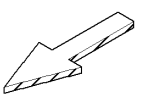
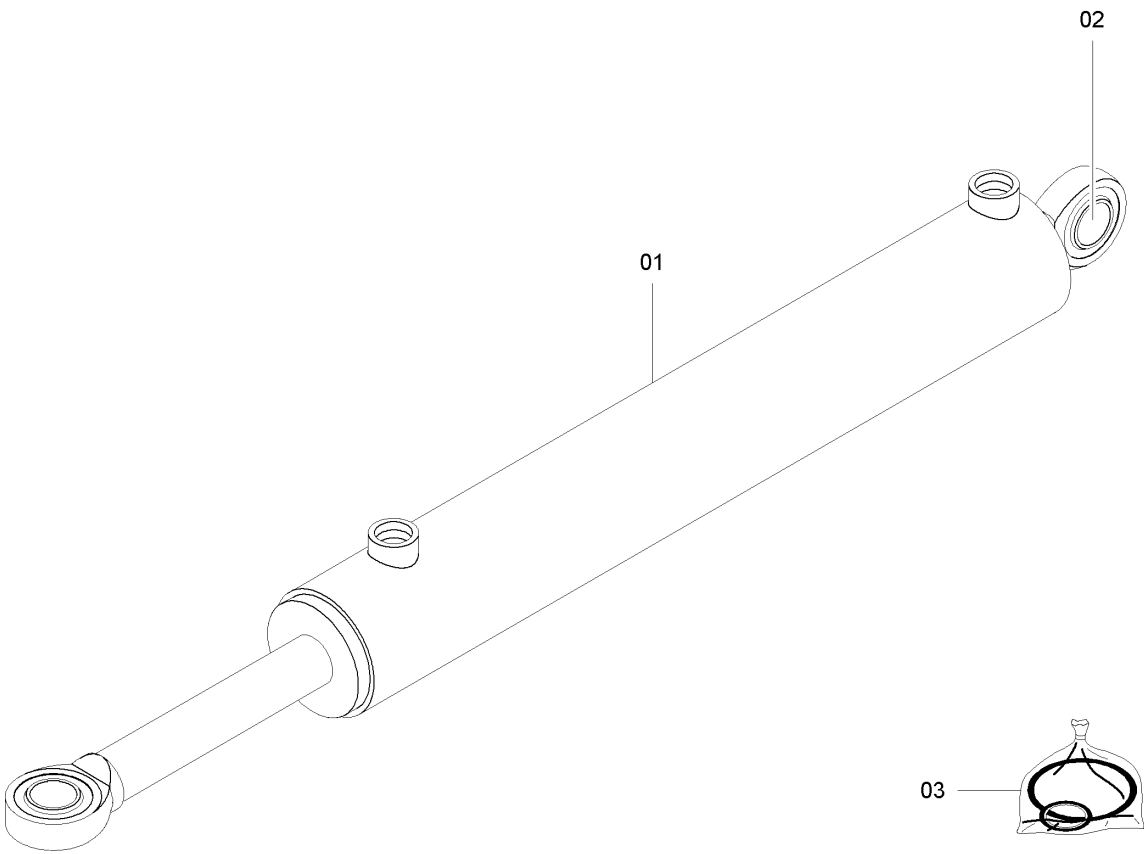
Hydr. circle: Work Hydraulic

656-08149

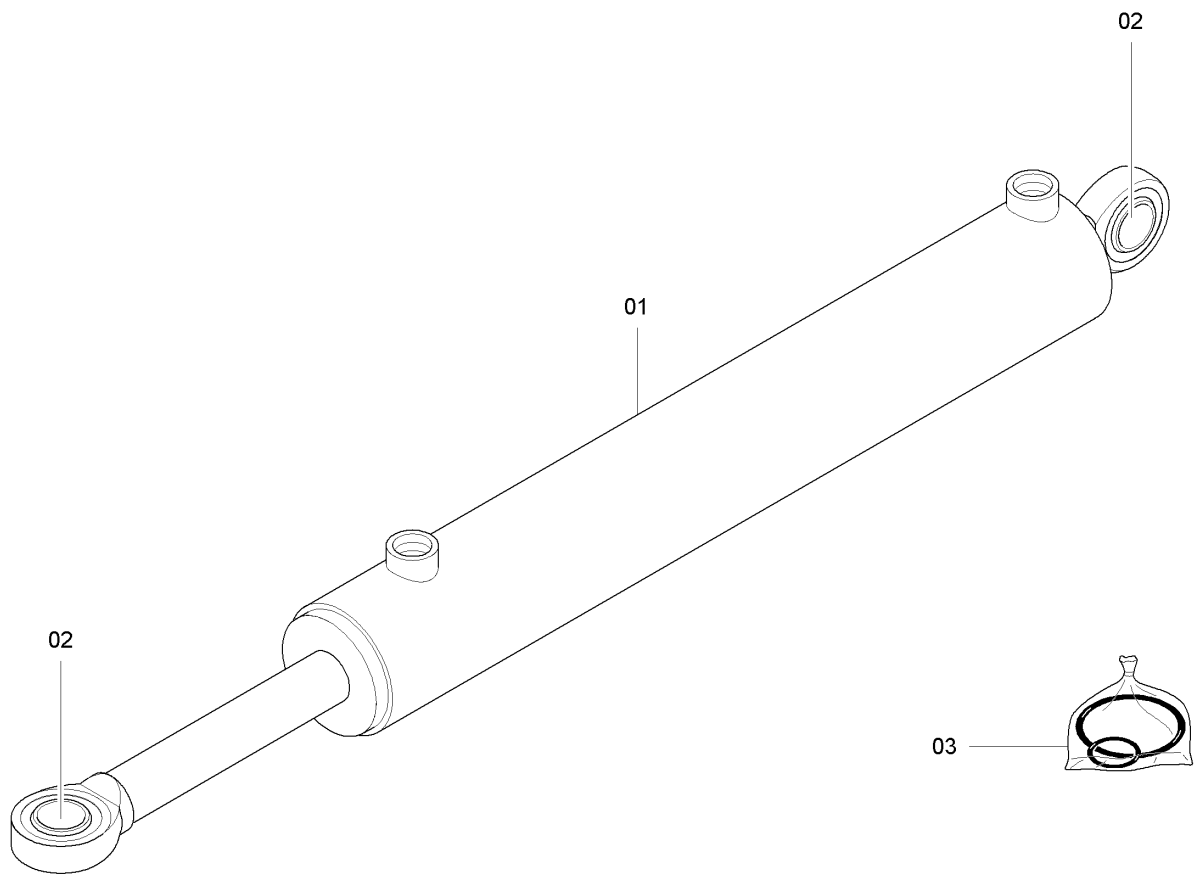
Pos. Item	Best.-Nr. Part No.	Anz. Qty.	Beschreibung Description	Bemerkung Note
137	961919006	1	Stud	
138	990093018	1	Orifice	
139	508098	4	Cylinder screw	
140	937934186	4	Cylinder screw	
141	937934187	4	Cylinder screw	
142	961919006	1	Stud	
143	961982602	2	Reduction screwing	
144	961982625	1	Reduction union	
145	961917008	1	Adjustable elbow	
146	932204542	3	O-ring	
X	963-08900	1	Valve block, compl.	

Hydr. circle: Work Hydraulic

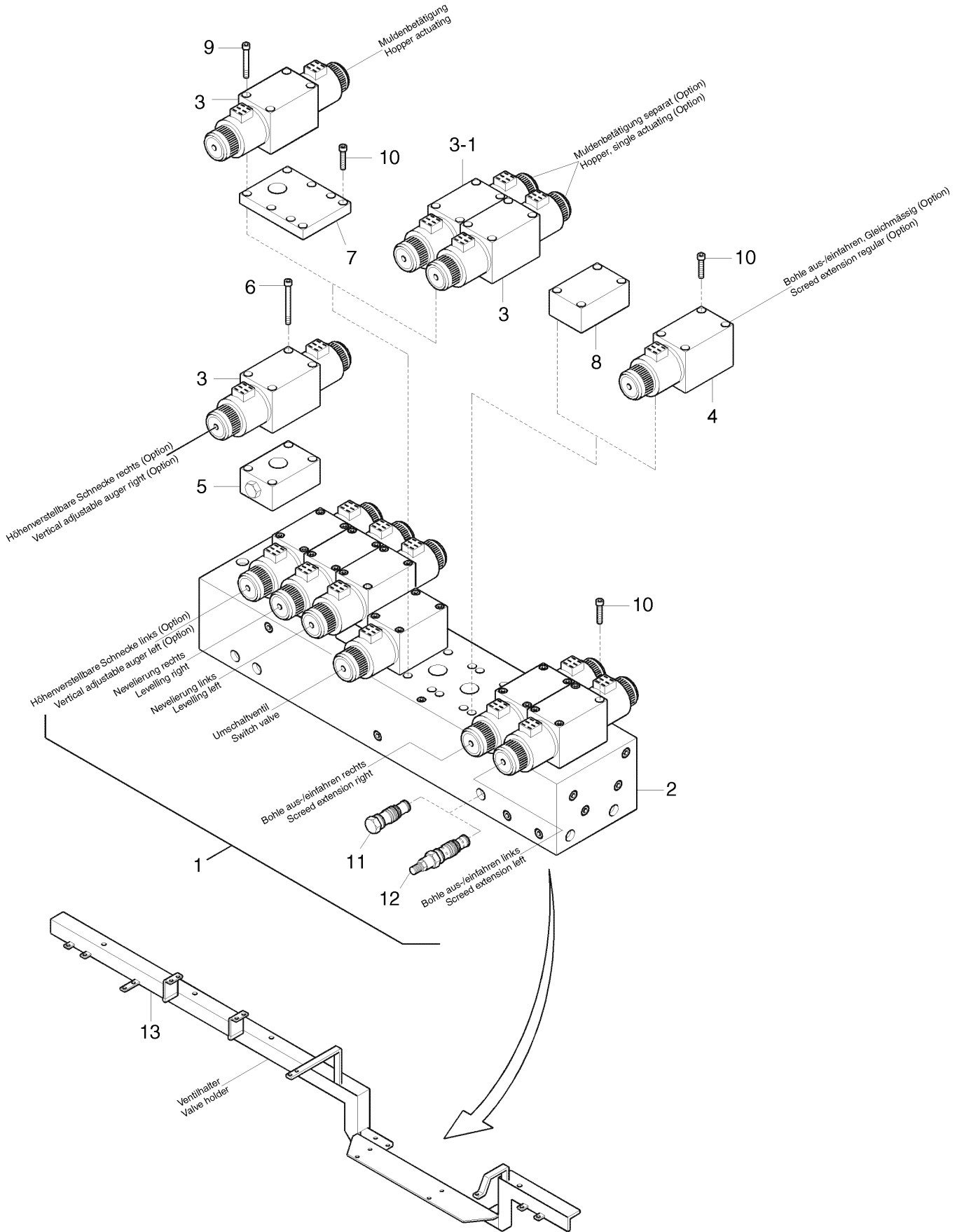
656-08149



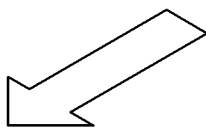
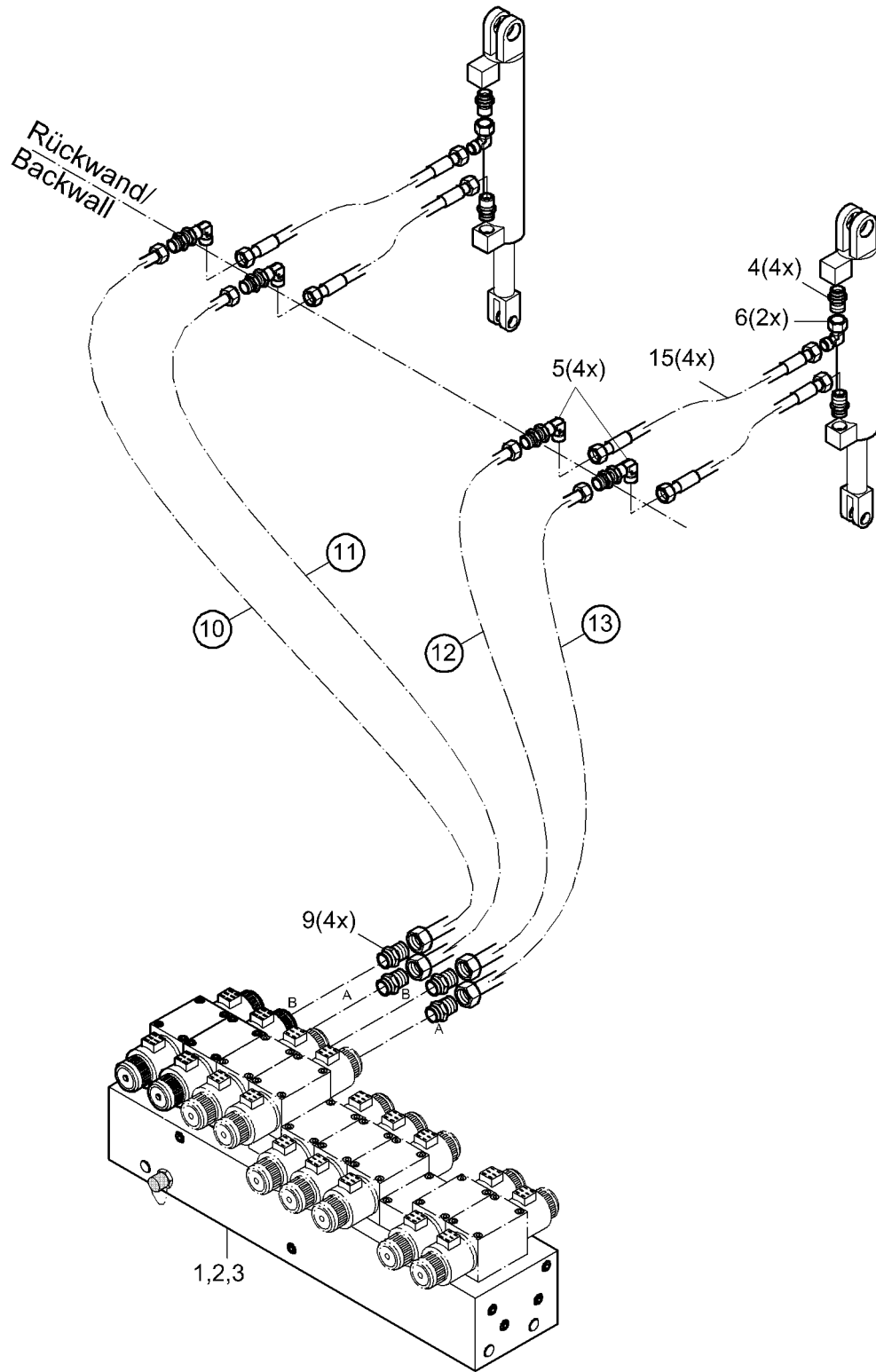
Pos. Item	Best.-Nr. Part No.	Anz. Qty.	Beschreibung Description	Bemerkung Note
1	990196400	1	Hydraulic cylinder	
2	965562005	1	Hinge bearing	
3	679533	1	Sealing kit	
		-		27.02.2008 TH
Hydraulic cylinder				990196400

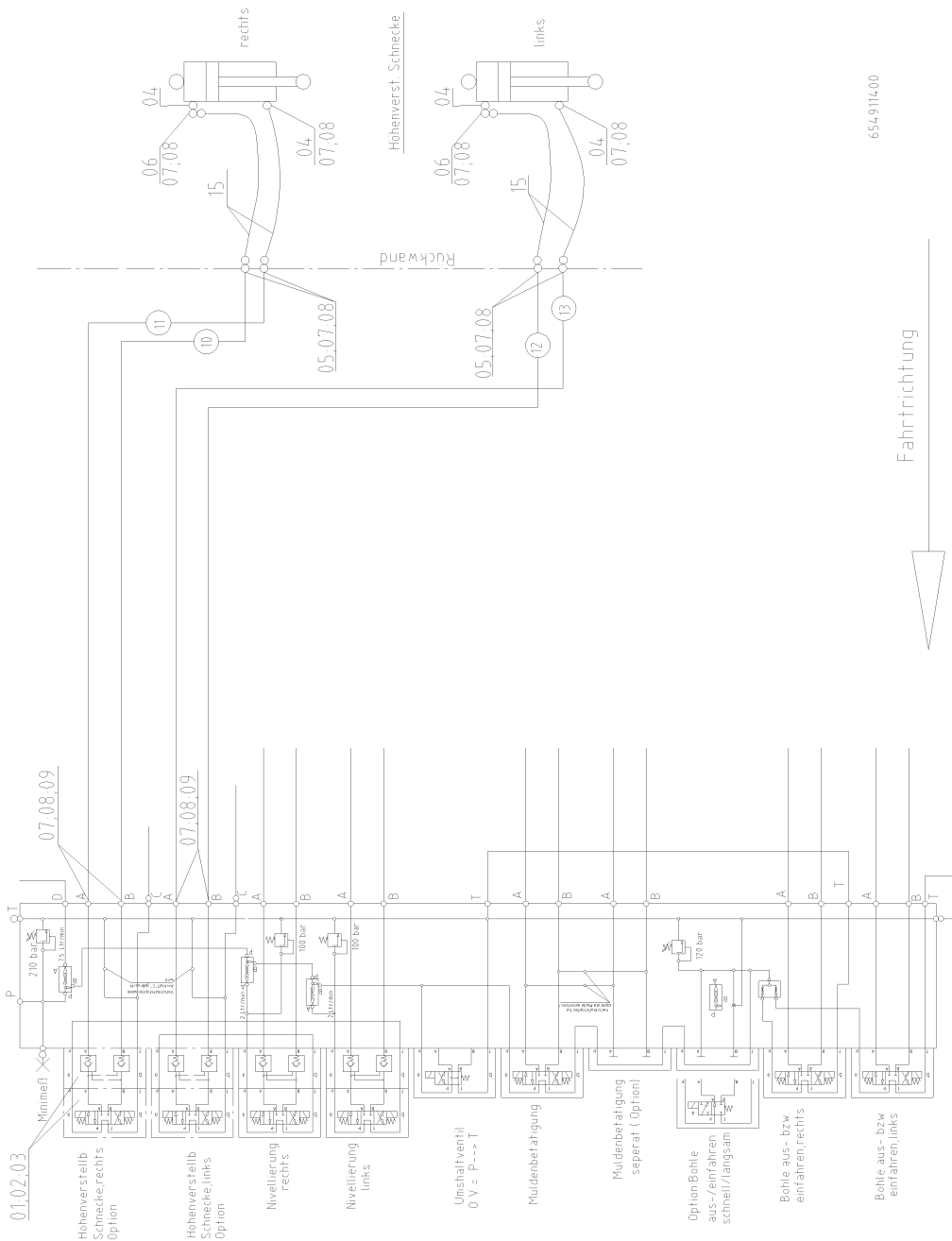


Pos. Item	Best.-Nr. Part No.	Anz. Qty.	Beschreibung Description	Bemerkung Note
1	990195500	1	Hydraulic cylinder	
2	935113608	1	Hinge head	
3	679534	1	Seal kit	
			—	19.02.2008 TH
Hydraulic cylinder				990195500



Pos. Item	Best.-Nr. Part No.	Anz. Qty.	Beschreibung Description	Bemerkung Note
		1	Hydr. block	
1	963176037	1	Valve block, compl.	Bosch
2	963176038	1	Steering block	
3	963142710	X	Way valve	
3-1	49260576	X	Magnet	
4	963176034	1	Way valve	
5	49260421	1	Check block	
6	937930182	X	Hex. socket screw	
7	963502551	1	Cover plate	
8	963502550	X	Cover plate	
9	937932180	X	Hex. socket screw	
10	937930174	X	Hex. socket screw	
11	963713649	1	Plug screw	
12	963081218	1	Flow regulation valve	
13	655-08510	1	Valve holder, compl.	
Valve block, compl.				963-08900



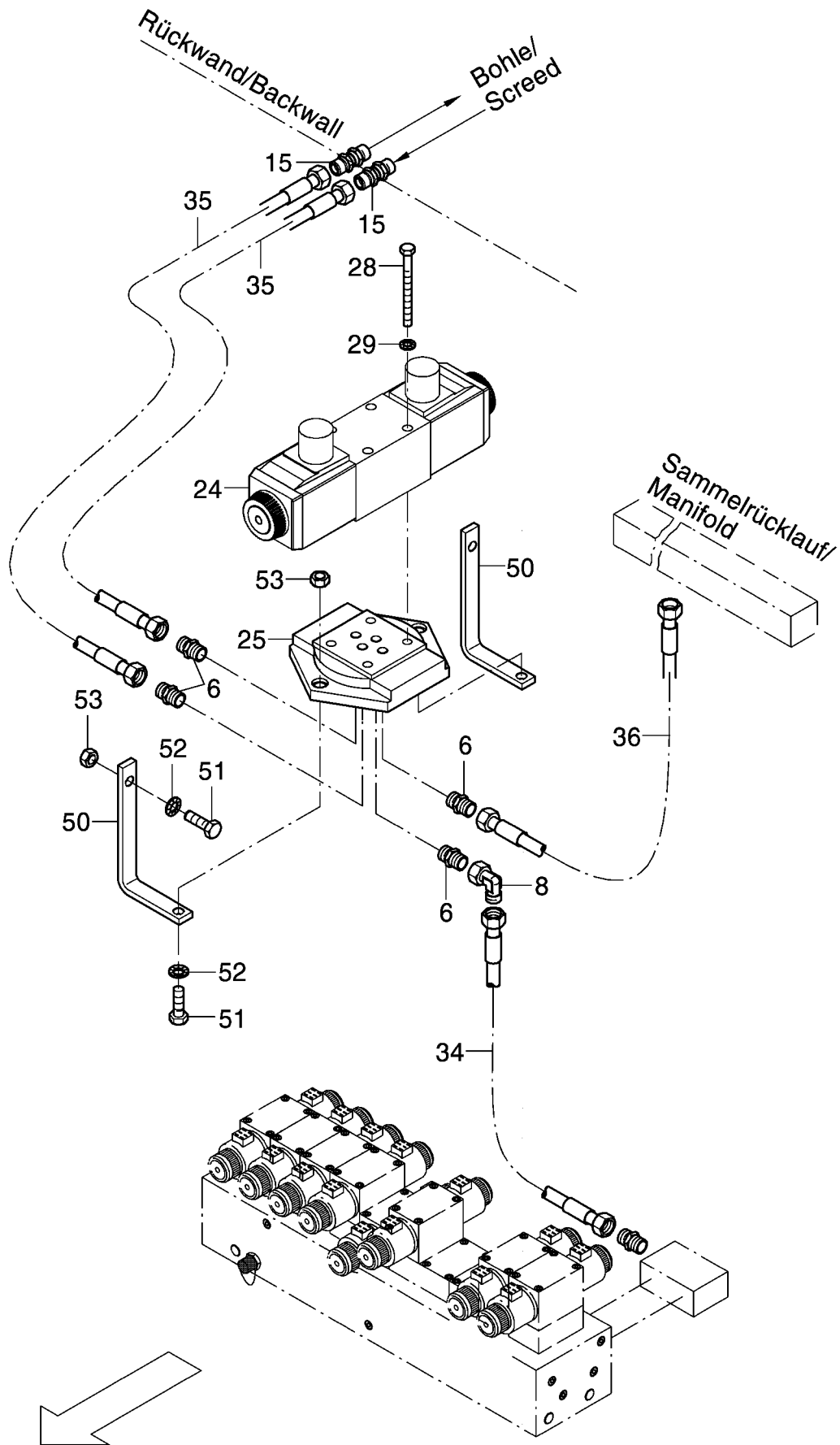


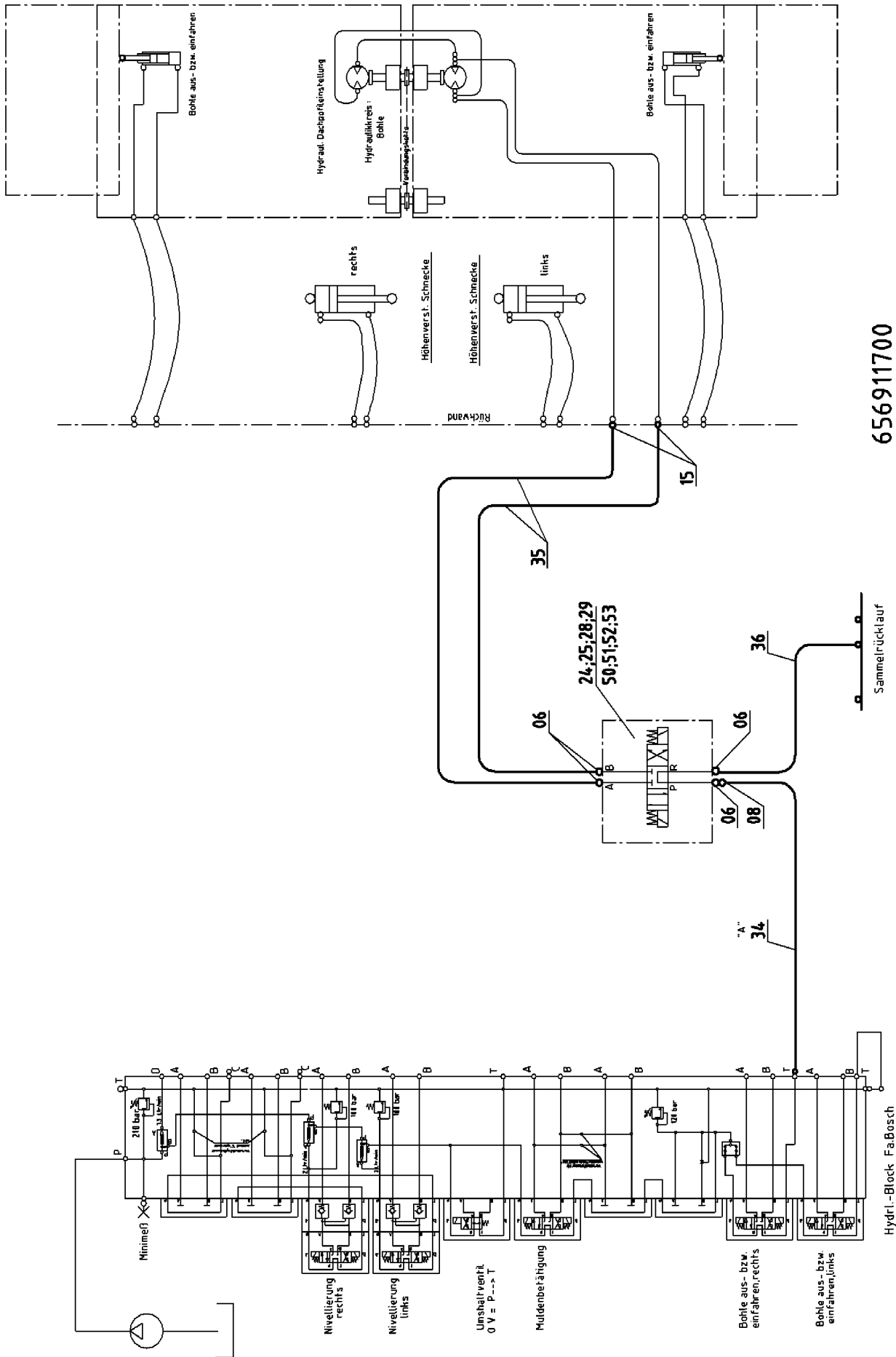
6549114.00

Pos. Item	Best.-Nr. Part No.	Anz. Qty.	Beschreibung Description	Bemerkung Note
	654911400		Hydr. adjustable auger	
1	963142710	2	Way valve	
2	49260421	2	Check block	
3	937930182	8	Hex. socket screw	
4	990093608	4	Male connector for swivel nut	
5	961907006	4	Bulkhead union	
6	961917006	2	Union elbow both ports	
7	961102006	12	Union nut	
8	961102056	12	Cutting ring	
9	961935106	4	Stud	
10	654911410	1	Pipeline	
11	654911411	1	Pipeline	
12	654911412	1	Pipeline	
13	654911413	1	Pipeline	
15	960820450	4	Hose	

Hydr. adjustable auger

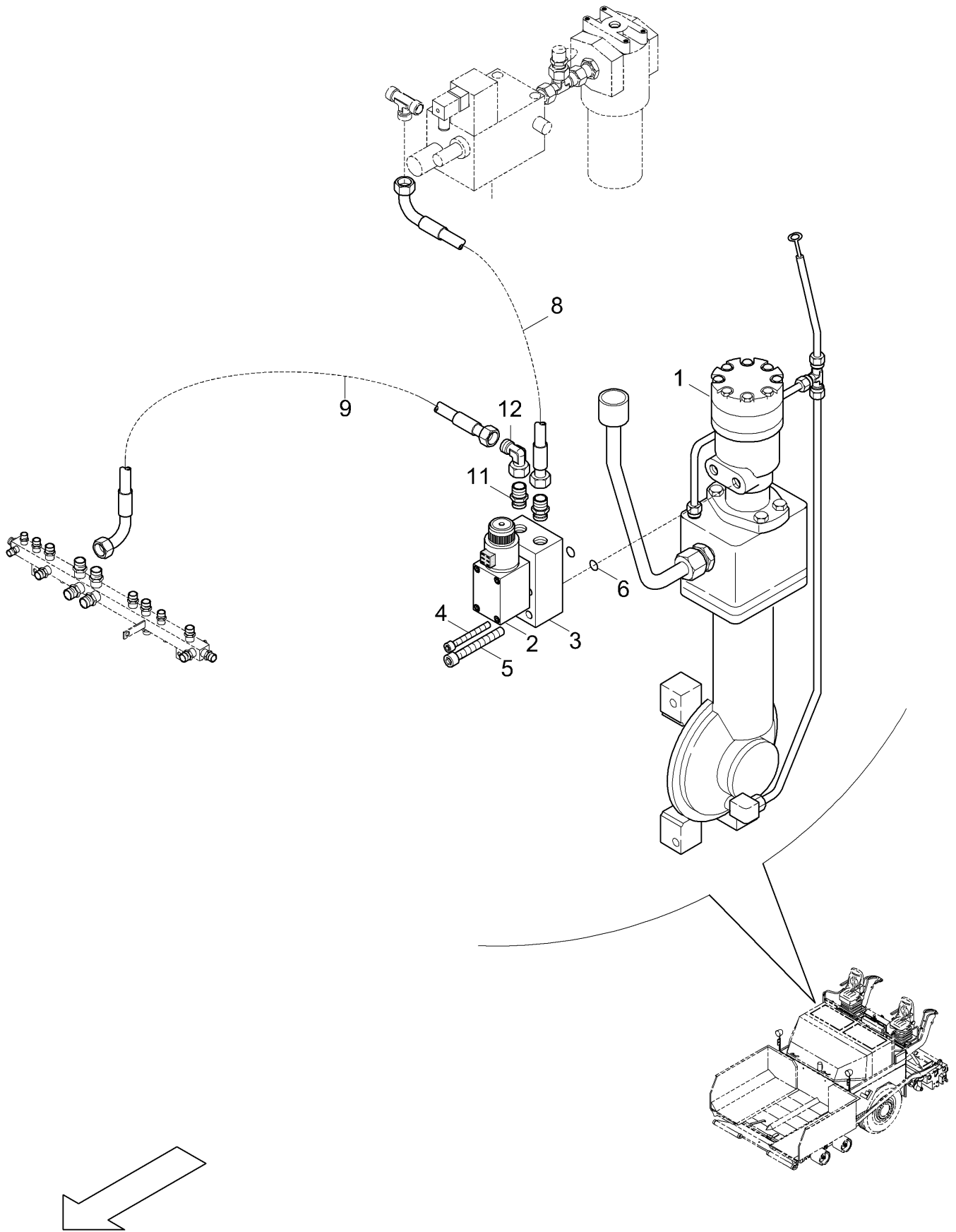
654-08310





656911700

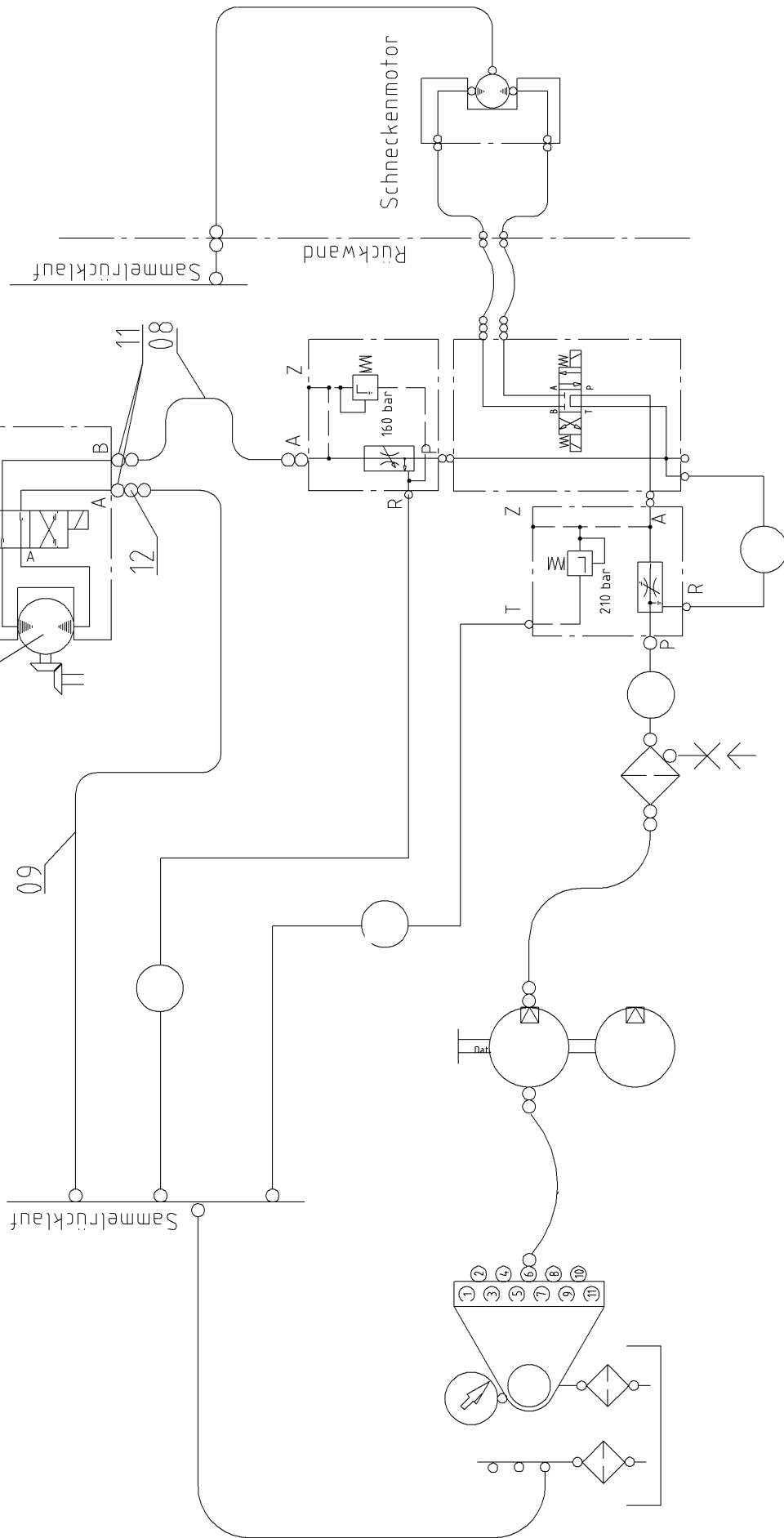
Pos. Item	Best.-Nr. Part No.	Anz. Qty.	Beschreibung Description	Bemerkung Note
	656911700		Roof profile setting	
6	961935228	4	Straight double-ended union	
8	961917008	1	Adjustable elbow	
15	961906008	2	Bulk head union	
24	963142301	1	Way valve	
_01	963612115	1	_Magnet	
_02	963531000	1	_Seal kit	
25	960701160	1	Connection plate	
28	937934178	4	Screw	
29	49900144	4	Screw retention	
34	960861751	1	Hose	
35	960841801	2	Hose	
36	960841603	1	Hose	
50	656910930	2	Holder	
51	938165549	4	Hex. screw	
52	49900080	4	Screw retention	
53	570004	4	Hex. nut	
			—	23.04.2007
Roof profile setting				656-08314



02.03.04,05
990099855

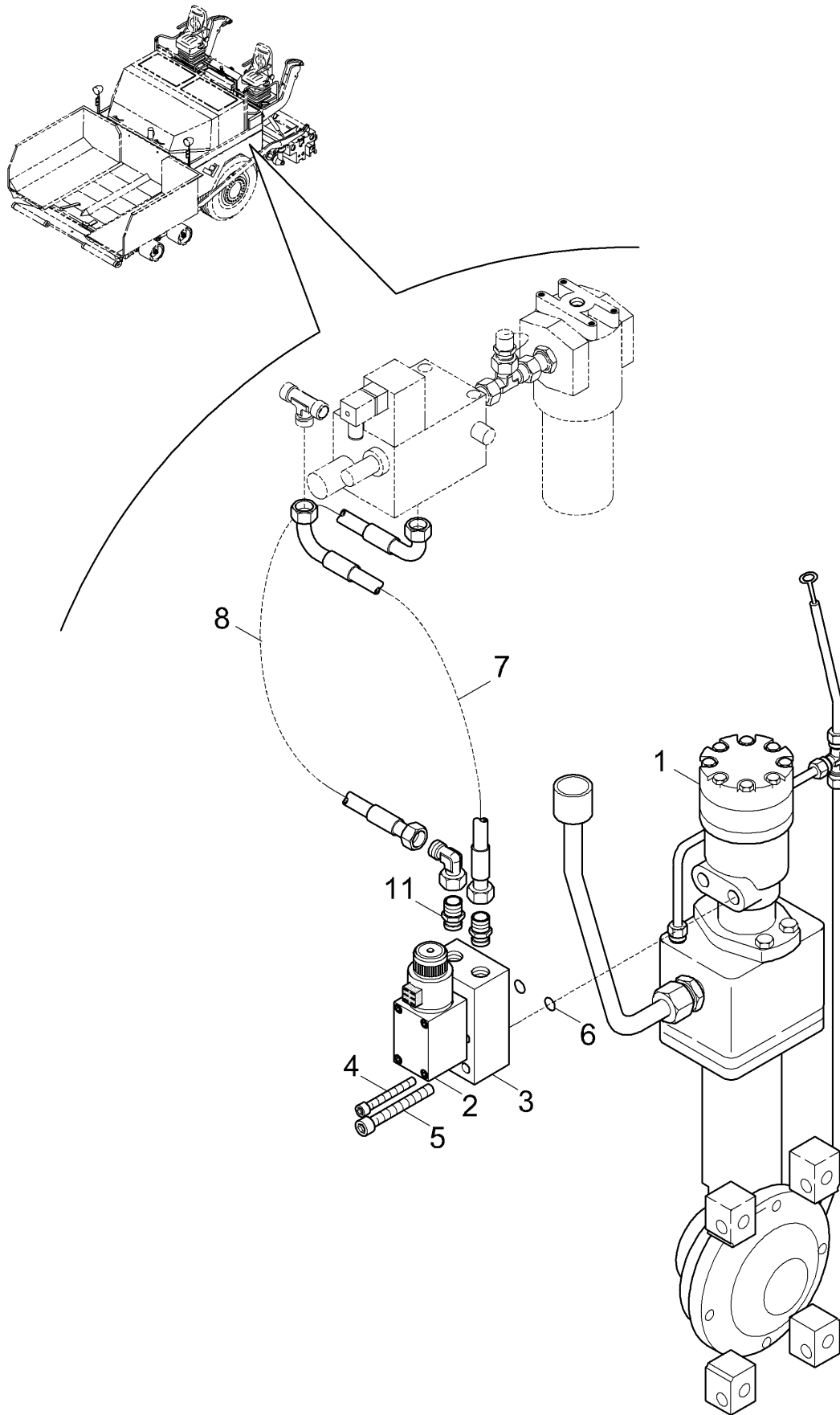
reversierbarer
Lattenrostmotor

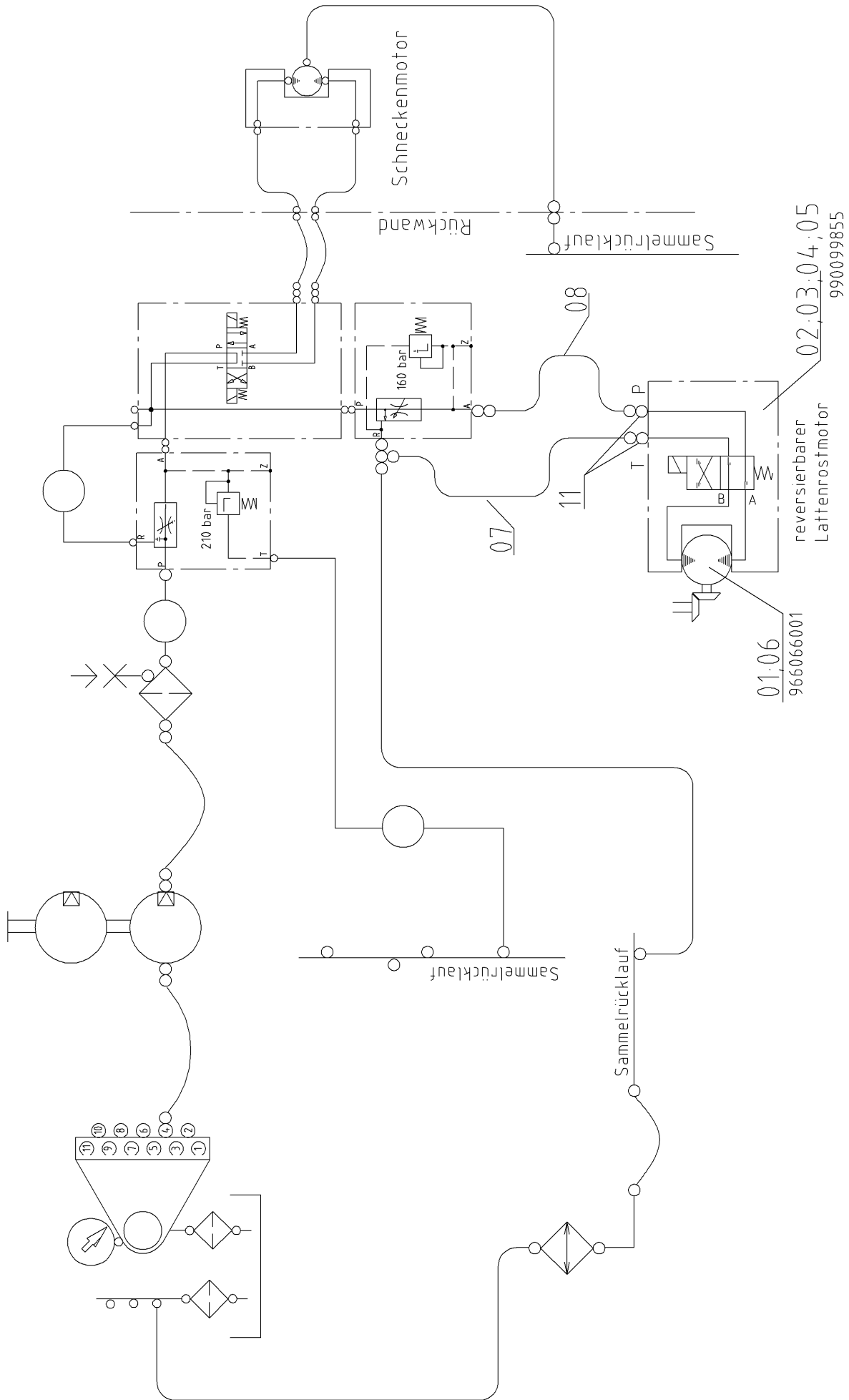
01.06
966066001



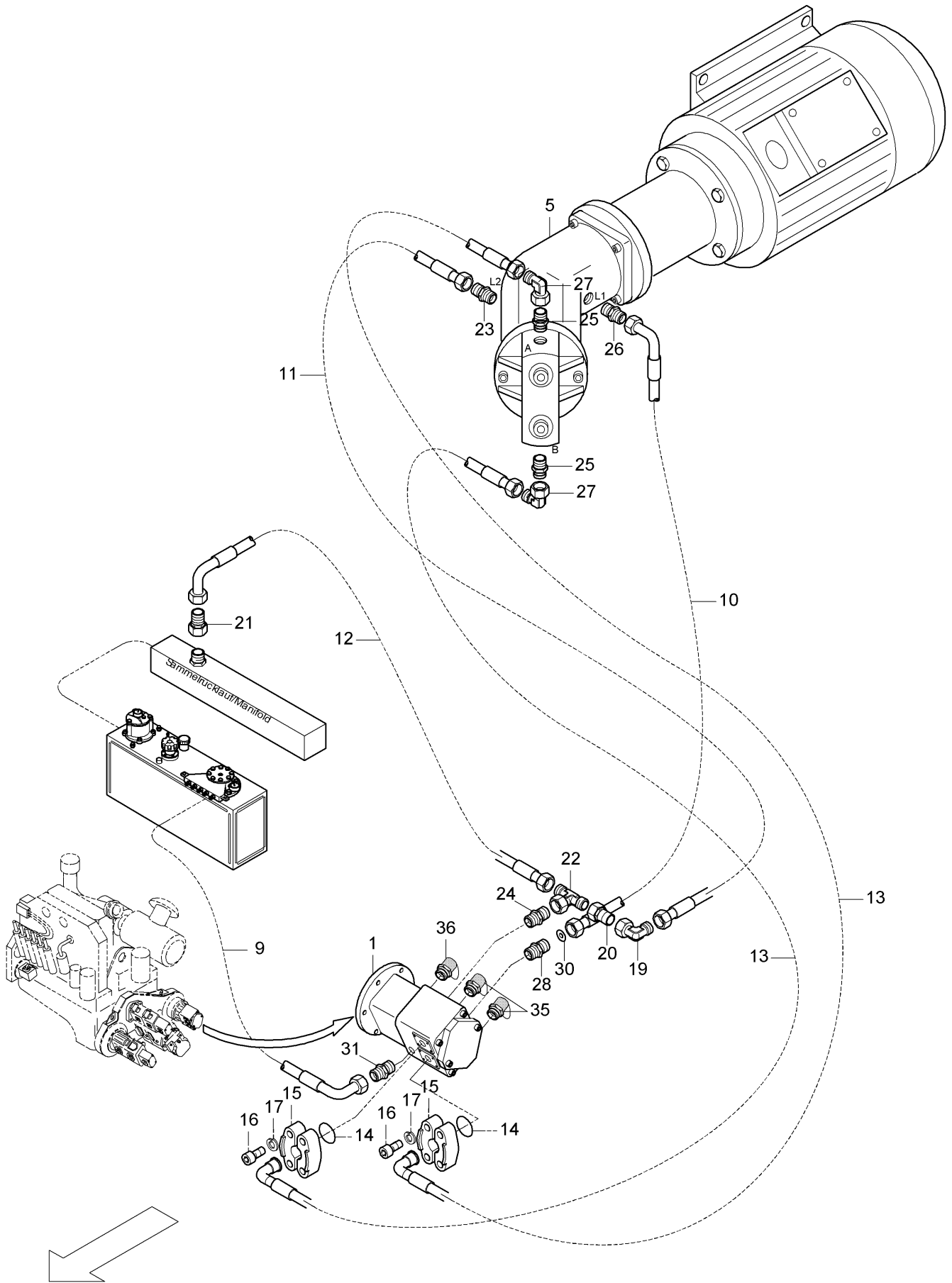
654912300

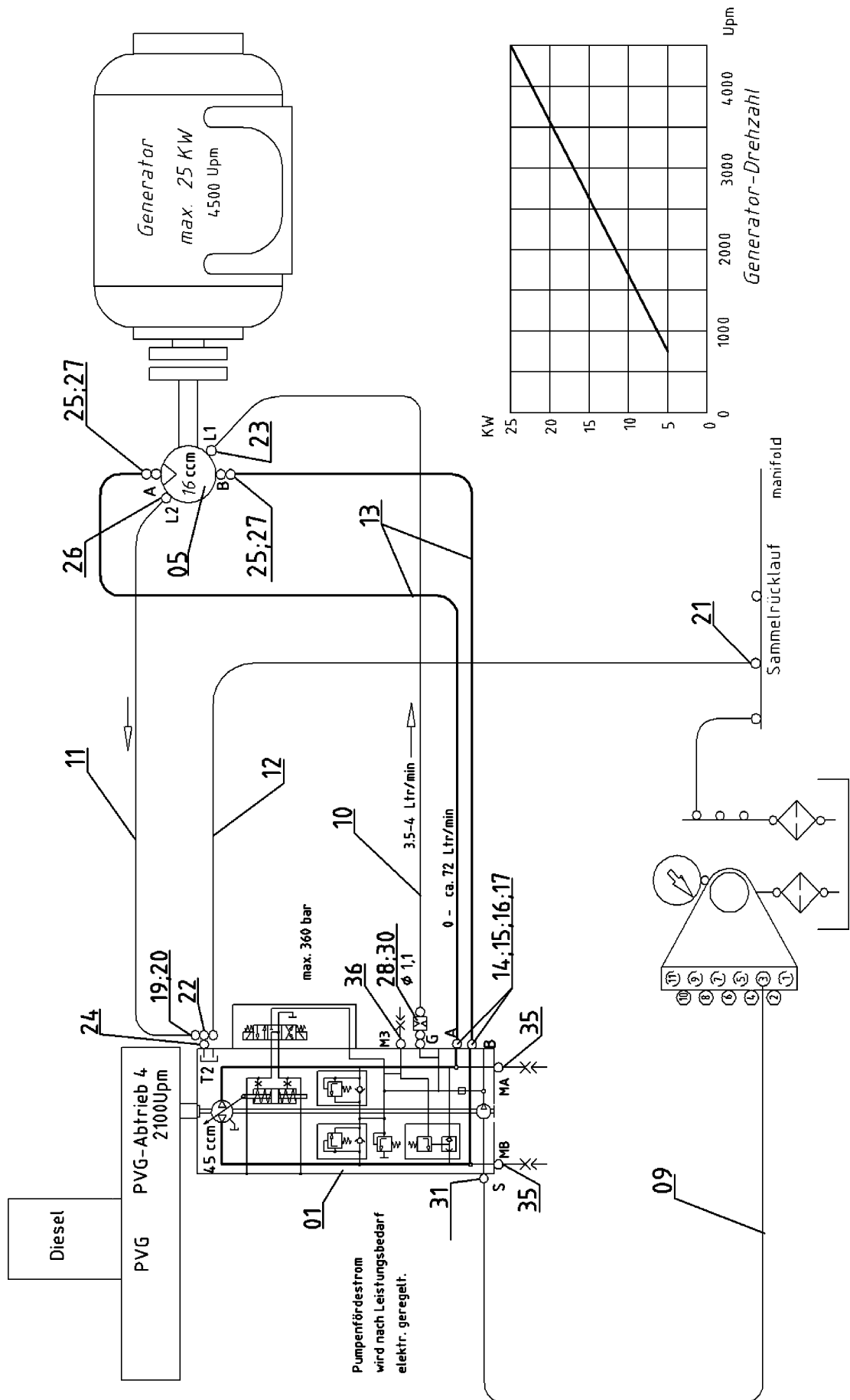
Pos. Item	Best.-Nr. Part No.	Anz. Qty.	Beschreibung Description	Bemerkung Note
	654912300		Auger/Conveyor reversible, right	
1	966066001	1	Engine	
2	963125307	1	4/2 way valve	
3	990099855	1	Connection block	
4	508026	4	Cylinder screw	
5	508076	4	Screw	
6	932405032	2	O-ring	
8	960871210	1	Hose	
9	960871350	1	Hose	625 mm
11	961935111	2	Straight double-ended union	
12	961917011	1	Union elbow both ports	
			—	25.06.04
Auger/Conveyor reversible, right				654-08320





Pos. Item	Best.-Nr. Part No.	Anz. Qty.	Beschreibung Description	Bemerkung Note
	654912500		Auger/Conveyor reversible, left	
1	966066001	1	Engine	
2	963125307	1	4/2 way valve	
3	990099855	1	Connection block	
4	508026	4	Cylinder screw	
5	508076	4	Screw	
6	932405032	2	O-ring	
7	960871210	1	Hose	
8	960871270	1	Hose	
11	961935111	2	Straight double-ended union	
			–	25.06.04
Auger/Conveyor reversible, left				654-08321

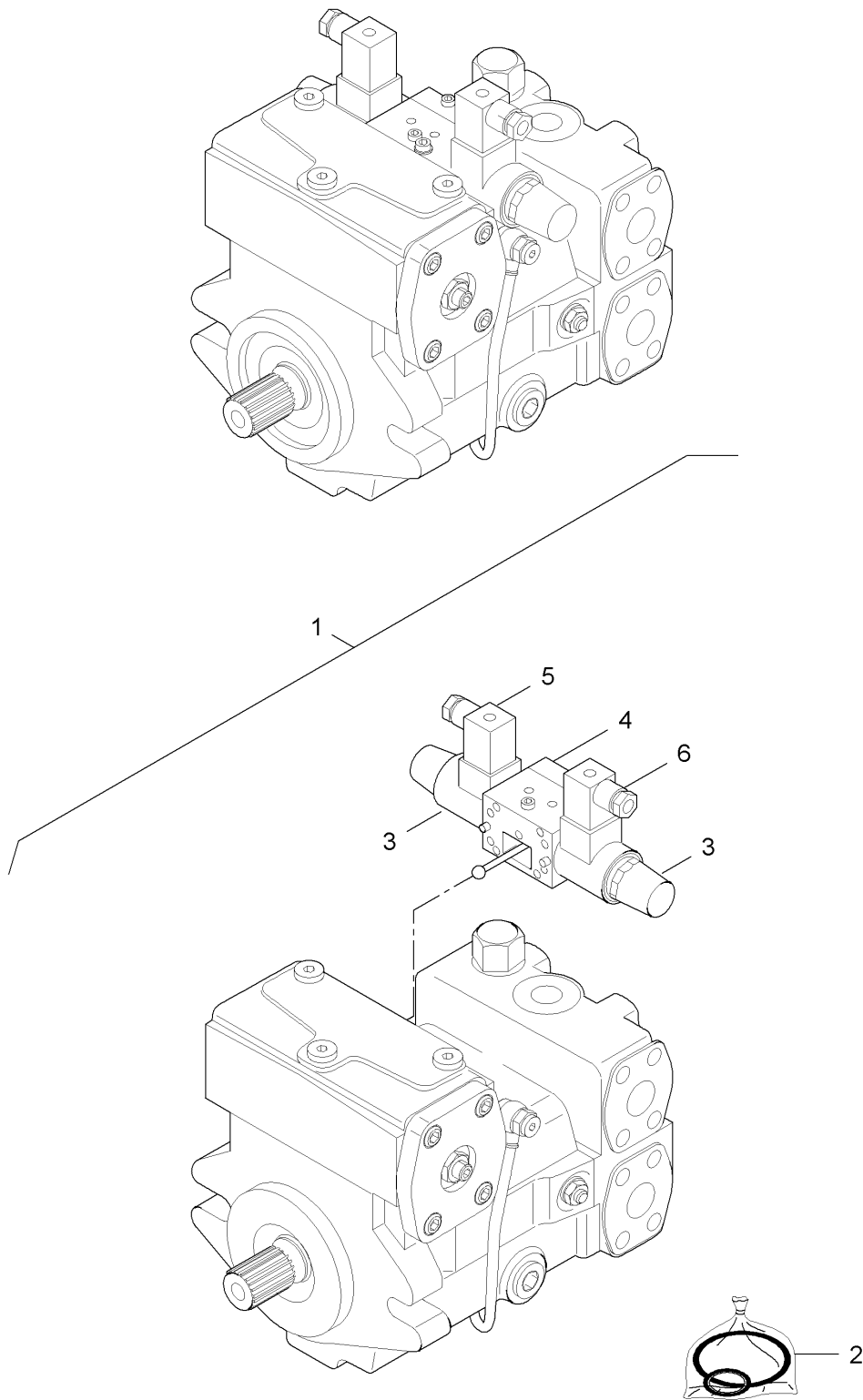




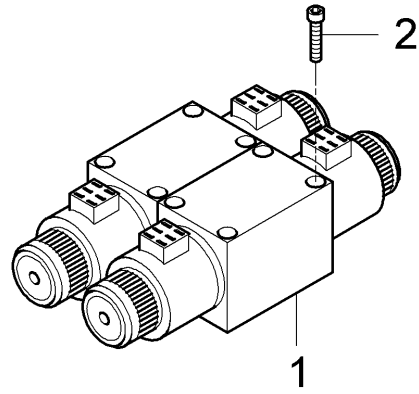
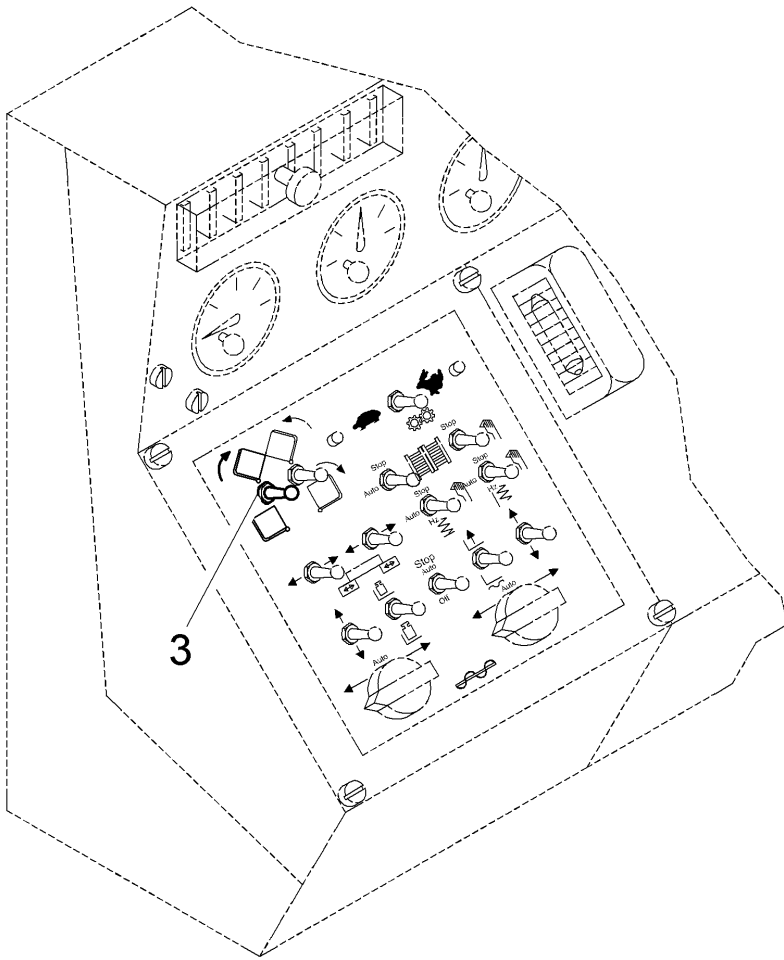
Pos. Item	Best.-Nr. Part No.	Anz. Qty.	Beschreibung Description	Bemerkung Note
	654912800		Hydraulic circle Generator e-screed	
1	967005508		Pump	
5	966005660		Motor	
9	960892554	1	Hose	
10	960822502	1	Hose	
11	960843501	1	Hose	
12	960861951	1	Hose	
13	960862225	2	Hose	
14	932323698	2	O-ring	
15	930211260	4	Flange half	
16	508053	8	Screw	
17	947887	8	Spring washer	
19	961917008	1	Adjustable elbow	
20	961920614	1	Reduction union	
21	961920621	1	Reduction union	
22	961918010	1	Swivel nut run tee	
23	961935206	1	Straight screwing	
24	961935210	1	Straight double-ended union	
25	961353030	2	Straight double-ended union	
26	961353006	1	Stud	
27	961917021	2	Union elbow both ports	
28	990093021	1	Male connector with orifice	
30	990094911	1	Orifice	
31	961935212	1	Straight double-ended union	
35	961772668	2	Test connector	
36	961772667	1	Test point	

Hydraulic circle Generator e-screed

654-08312

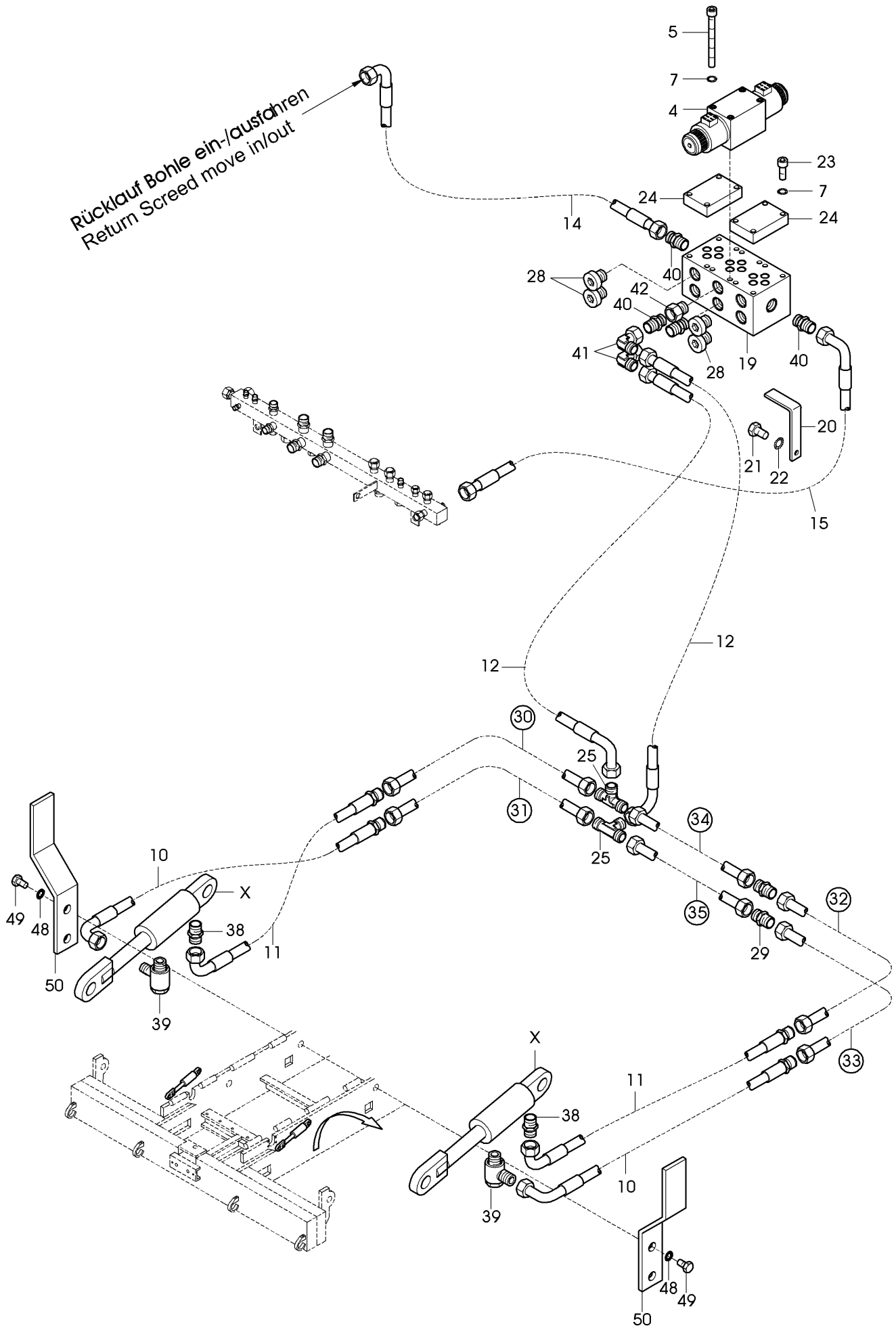


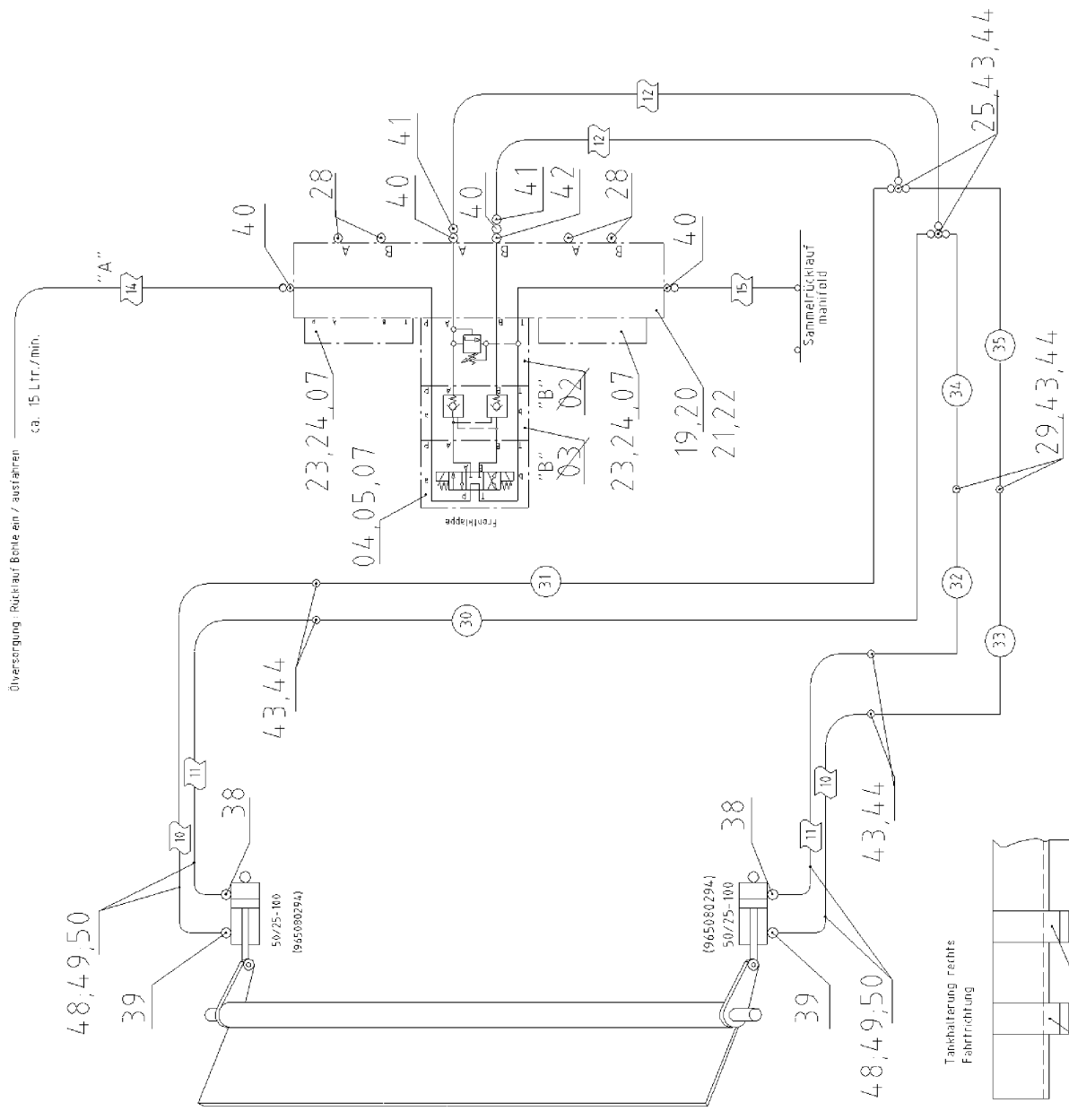
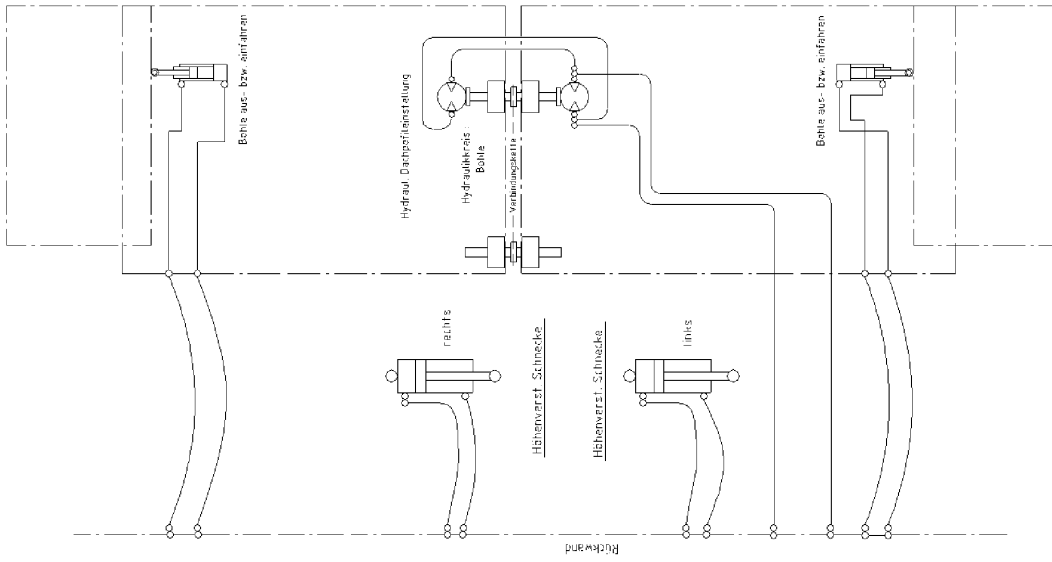
Pos. Item	Best.-Nr. Part No.	Anz. Qty.	Beschreibung Description	Bemerkung Note
1	967005508	1	Pump	
2	967536855	1	Seal kit	
3	967610537	2	Proportional magnet	
4	967502032	1	Adjusting device, compl.	
5	967601050	1	Plug, black	
6	967601051	1	Plug, grey	
			–	21.01.2008 TH
Pump				967005508



Pos. Item	Best.-Nr. Part No.	Anz. Qty.	Beschreibung Description	Bemerkung Note
	654912900		Sep. hopper actuating	
1	963142710	1	Way valve	
2	937930174	8	Hex. socket screw	
3	977532018	1	Toggle switch	
Sep. hopper actuating				654-13760

Rücklauf Bohle ein-/ausfahren
Return Screed move in/out





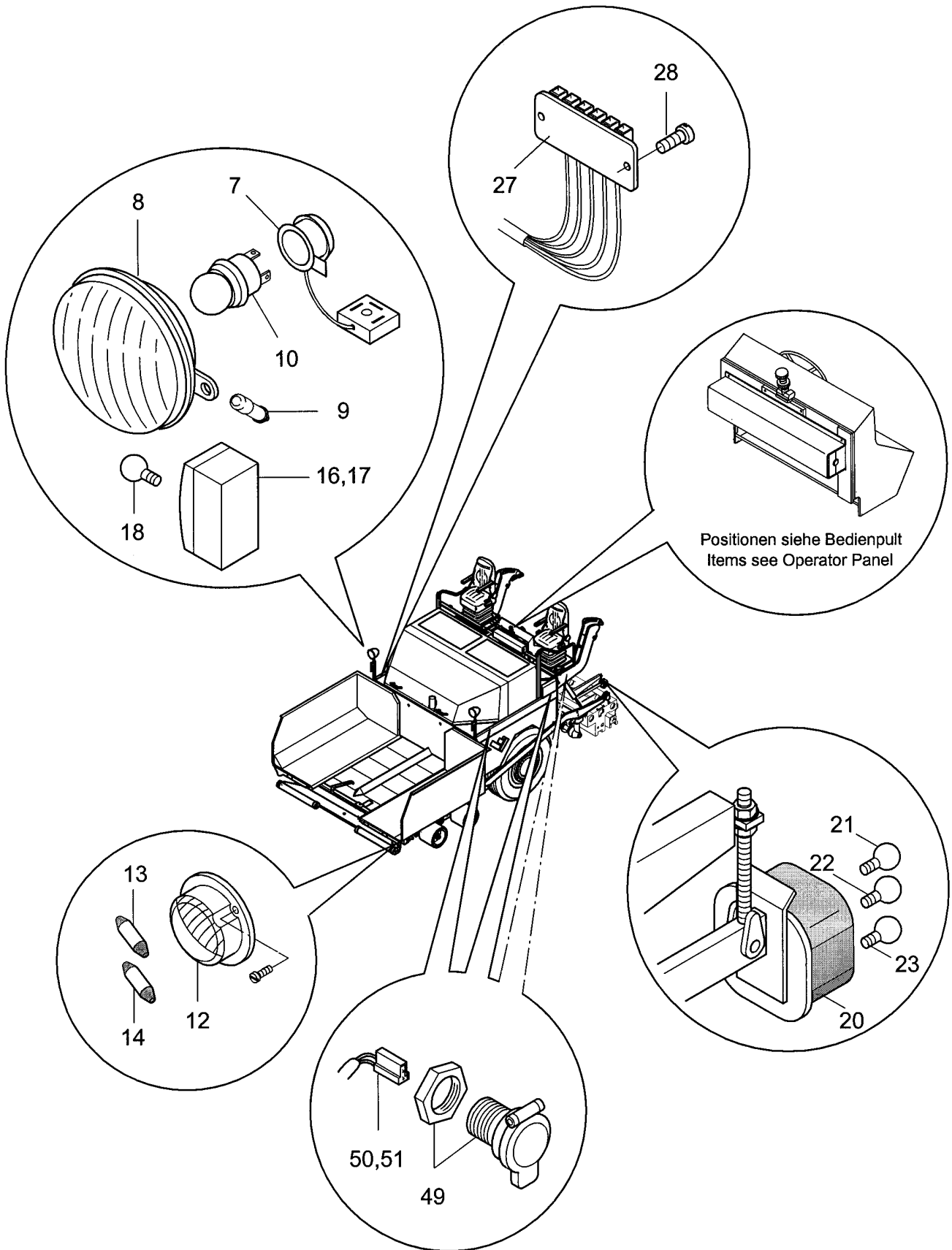
Pos. Item	Best.-Nr. Part No.	Anz. Qty.	Beschreibung Description	Bemerkung Note
	654913000	1	Hopper with front flap	
4	963142301	1	Way valve	
_01	963612115	1	_Magnet	
_02	963531000	1	_Seal kit	
5	508098	4	Cylinder screw	
7	49900144	12	Screw retention	
10	960820507	2	Hose	
11	960820577	2	Hose	
12	960843417	2	Hose	
14	960842401	1	Hose	
15	960841603	1	Hose	
19	990099841	1	Connection plate	
20	654910760	2	Flat steel	
21	500053	2	Screw	
22	49900161	2	Screw retention	
23	937930172	8	Screw	
24	990099806	2	Cap	
25	961982602	2	Reduction screwing	
28	961175108	4	Plug screw	
29	961903006	2	Stud	
30	654913030	1	Pipeline	
31	654913031	1	Pipeline	
32	654913032	1	Pipeline	
33	654913033	1	Pipeline	
34	654913034	1	Pipeline	
35	654913035	1	Pipeline	
38	961935106	2	Stud	
39	961145106	2	Angle pressure banjo fitting	
40	961935108	4	Straight double-ended union	
41	961917008	2	Adjustable elbow	
42	961355005	1	Reduction screwing	
43	961102006	12	Union nut	
44	961102056	12	Cutting ring	
48	49900080	4	Screw retention	
49	500013	4	Hex. screw	
50	654913050	2	Hose holder	
X			See hopper	Grp. 06 19.09.06

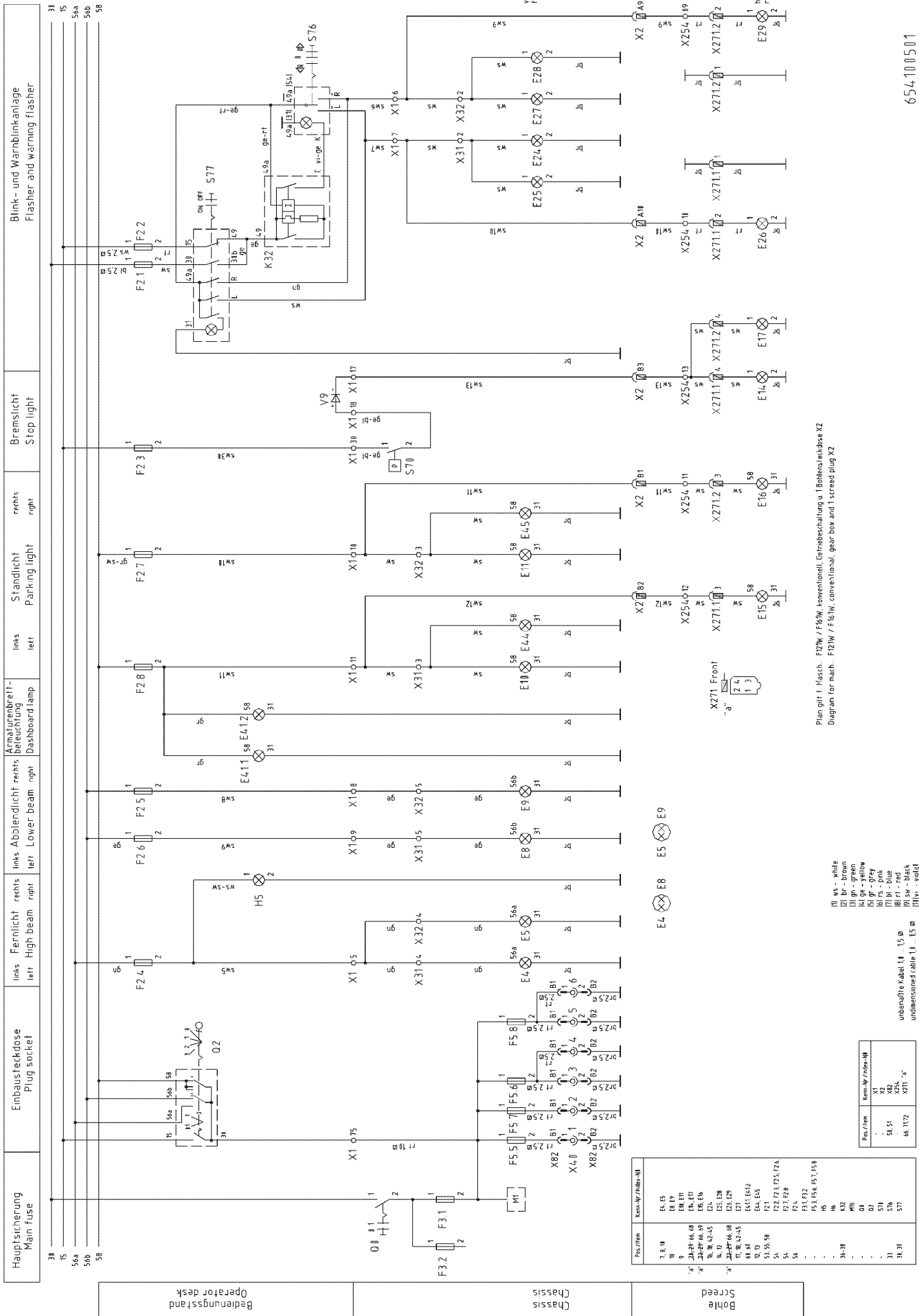
Hopper Hydraulic Option

654-08430A

Pos. Item	Best.-Nr. Part No.	Anz. Qty.	Beschreibung Description	Bemerkung Note
	656100013		Electronic unit	
5	654-09501	1	Lighting	
12	722-09511	1	Drive control unit	
17	654-09517	1	Levelling	
21	654-09527	1	Hopper, common actuating	
22	654-09528	1	Hopper, single actuating	
25	654-09531	1	Tamper	
26	654-09536	1	Vibration	
30	654-09546	1	Screed function	
36	654-09548	1	Differential lock mech.	
45	657-09558	1	Conveyor, auger	
46	657-09559	1	Conveyor, auger	
55	656-09560	1	Engine, with electronic engine control	
70	656-09563	1	Electron. engine governor	
76	722-09571	2	Limit switch auger	
77	722-09570	2	Limit switch conveyor	
80	756-09575	2	Sonic sensor auger	
81	722-09577	2	Sonic sensor conveyor	
89	135-09195	1	Terminal holder	
90	654-09853	1	Additional functions	
91	654-09584	1	Truckhitch	
92	654-09855	1	Hopper Electric	
94	654-09863	1	Cab movement	
96	654-09595	1	Screed stop, start delay	
97	654-09580	1	Electric plant, Auger vertical adjustable	
98	654-13750	1	Tamper with hunting	
			–	24.04.2007

Grp. 09, Electric Diagrams





Plan gilt f. Masch. F12W / F16W, konventionell, Getriebschaltung u. [Bohlenleuchte XZ
Diagram for mach. F12W / F16W, conventional, gear box and 1 screed plug XZ

- 111 ws - white
- 121 br - brown
- 131 gr - green
- 141 bl - blue
- 151 or - yellow
- 161 r - red
- 171 bk - black
- 181 v - violet
- 191 sw - black
- 1101 w - white
- 1201 br - brown
- 1301 gr - green
- 1401 bl - blue
- 1501 or - yellow
- 1601 r - red
- 1701 bk - black
- 1801 v - violet
- 1901 sw - black

Pos./Item	Ken-Nr./Index-Nr.
1	X1
2	X2
3	X3
4	X4
5	X5
6	X6
7	X7
8	X8
9	X9
10	X10
11	X11
12	X12
13	X13
14	X14
15	X15
16	X16
17	X17
18	X18
19	X19
20	X20
21	X21
22	X22
23	X23
24	X24
25	X25
26	X26
27	X27
28	X28
29	X29
30	X30
31	X31
32	X32
33	X33
34	X34
35	X35
36	X36
37	X37
38	X38
39	X39
40	X40
41	X41
42	X42
43	X43
44	X44
45	X45
46	X46
47	X47
48	X48
49	X49
50	X50
51	X51
52	X52
53	X53
54	X54
55	X55
56	X56
57	X57
58	X58
59	X59
60	X60
61	X61
62	X62
63	X63
64	X64
65	X65
66	X66
67	X67
68	X68
69	X69
70	X70
71	X71
72	X72
73	X73
74	X74
75	X75
76	X76
77	X77
78	X78
79	X79
80	X80
81	X81
82	X82
83	X83
84	X84
85	X85
86	X86
87	X87
88	X88
89	X89
90	X90
91	X91
92	X92
93	X93
94	X94
95	X95
96	X96
97	X97
98	X98
99	X99
100	X100


unbenannte Kabel 1.1 ... 1.5 Ø
unbenannte Kabel 1.1 ... 1.5 Ø

654100501

Pos. Item	Best.-Nr. Part No.	Anz. Qty.	Beschreibung Description	Bemerkung Note
	654100500		Lighting	
1	654100503	1	Circuit diagram	
7	977330211	2	Plug - electrical	
8	977903001	2	Mountable spot lights	
9	977335302	2	Bulb, small	
10	977335002	2	Bulb, big	
12	977809000	2	Combinated position+direction indicator lamp	
13	977335652	2	Tubular lamp	24V 3W
14	977335502	2	Tubular lamp	24V 18W
16	977808111	1	Warning signal lamp left	
17	977808121	1	Warning signal lamp right	
18	977335402	2	Bulb	
20	49130027	2	Tail stop turning light	
21	977335402	2	Bulb	
22	977335402	2	Bulb	
23	977335572	2	Bulb	24V 10W
27	977414721	2	Terminal board	
28	936750222	4	Screw	
30	977709206	1	Warning direction indicator switch	
31	977335752	1	Bulb	
34	977506070	1	Direction indicator switch	
35	977335703	1	Bulb	
36	936750325	1	Screw	
38	977704661	1	Flasher unit	
42	936750331	4	Cylinder screw	
43	939570509	2	Washer	
44	938900516	4	Washer	
45	938191013	4	Nut	
46	977406005		Plug	
47	977407005		Plug sleeve	
49	977467011	6	Mounting socket	
50	977330125	6	Housing	
51	977397117	12	Flat plug sleeve	
53	977455748	1	Fuse box	
_01	977455749	1	_Cover	
54	977454250	6	Fuse	3 Amp.
55	977454252	1	Fuse	5 Amp.
56	977454253	1	Fuse	7,5 Amp.
58	977459518	3	Bridge	
60	977828001	2	Name plate lamp	
61	977335602	2	Tabular lamp	

Lighting

654-09501

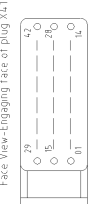


72210101

Plan gilt f. Masch. F25W/F26W, konventionell mit Drehfahrtrieb, Cummins-OSB
 Diagram for mach. F25W/F30W, conventional with direct drive, Cummins-OSB

unbenutzte Kabel 1...15 Ø
 undimensionierte Kabel 1...15 Ø
 gemeinsamer Masseanschluß auf Klemmleiste
 common ground at terminal board

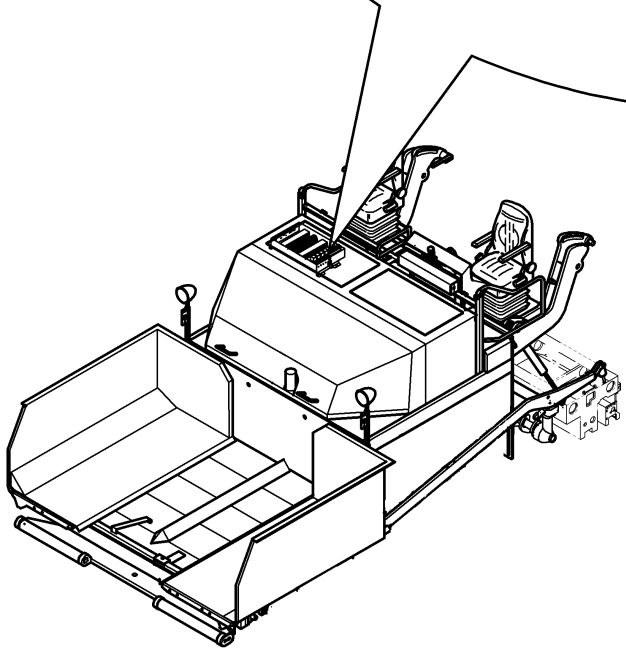
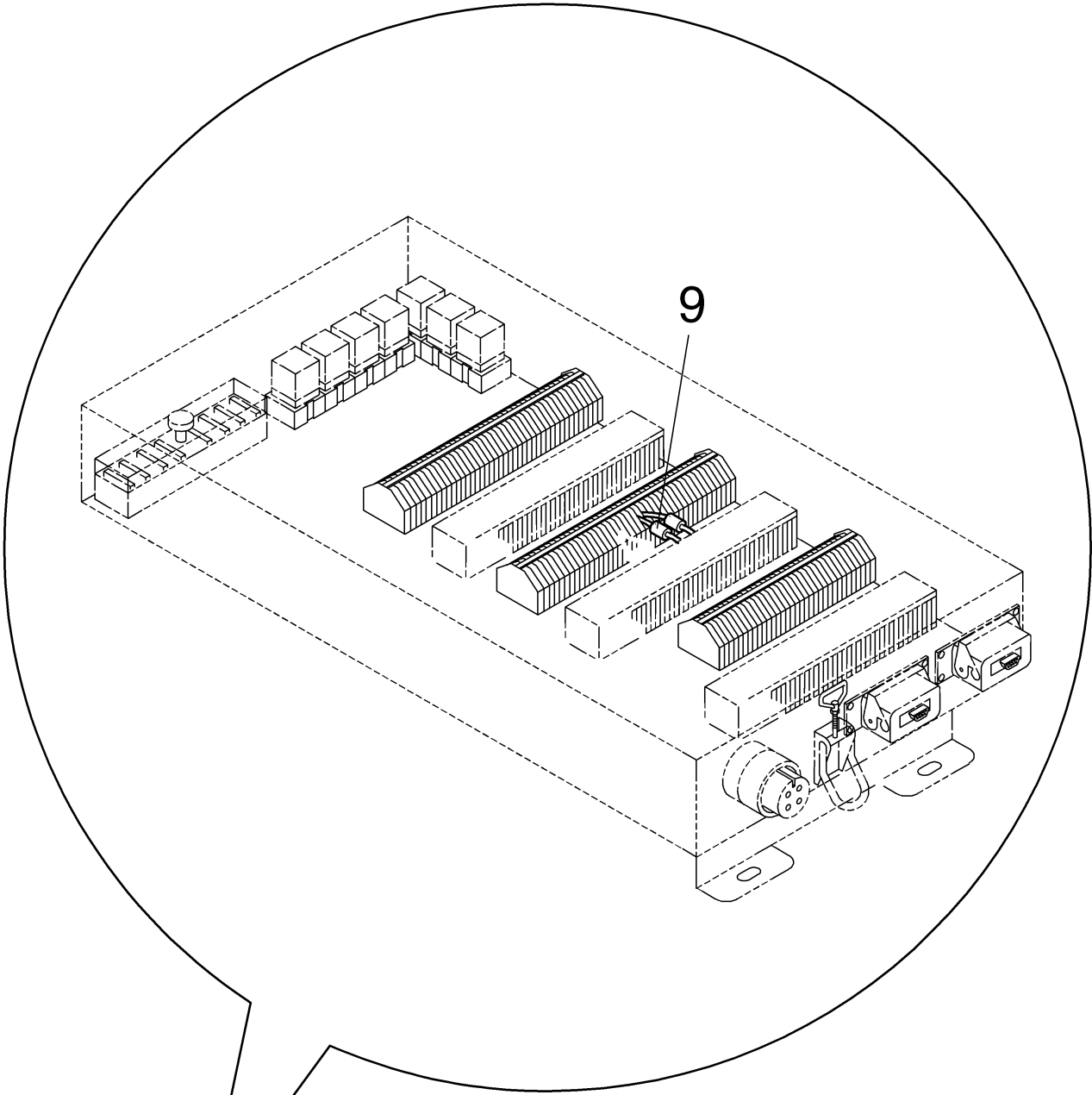
Blick auf Stecker (X4.1) Vorderseite
 Face View-Engaging face of Plug X4.1



Pos. Item	Best.-Nr. Part No.	Anz. Qty.	Beschreibung Description	Bemerkung Note
	722101200		Drive control unit	
1	722101201	1	Circuit diagram	
6	978064213	1	Microcontroller	S1x-22
7	977477143	1	Plug, compl.	
23	977517616	1	Forward reverse lever, compl.	
24	977189865		Potentiometer	
25	977532018	1	Toggle switch	
27	977189850	1	Potentiometer	
28	977180606	2	Resistor	
29	977599009	1	Setting lever	
34	977479541	1	Plug	
36	977425137	1	Diode terminal, 3pos.	
38	977477119	1	Socket	
39	977473252	1	Set of bolt	
44	49100746	2	Illuminated diode, yellow	
45	977180601	1	Resistor	
47	977730406	5	Relay	
48	977729010	5	Relay socket	
53	977425101	2	Fuse terminal	
54	977454252	1	Fuse	5 Amp.
58	977800012	1	Control lamp	
59	977335672	1	Bulb	24V, 2W
61	978033051		Pulse pickup	
62	977479804	2	Socket	
64	977463026	1	Socket, compl.	16 pol.
65	977478248	1	Protecting cover	

Drive control unit

722-09511

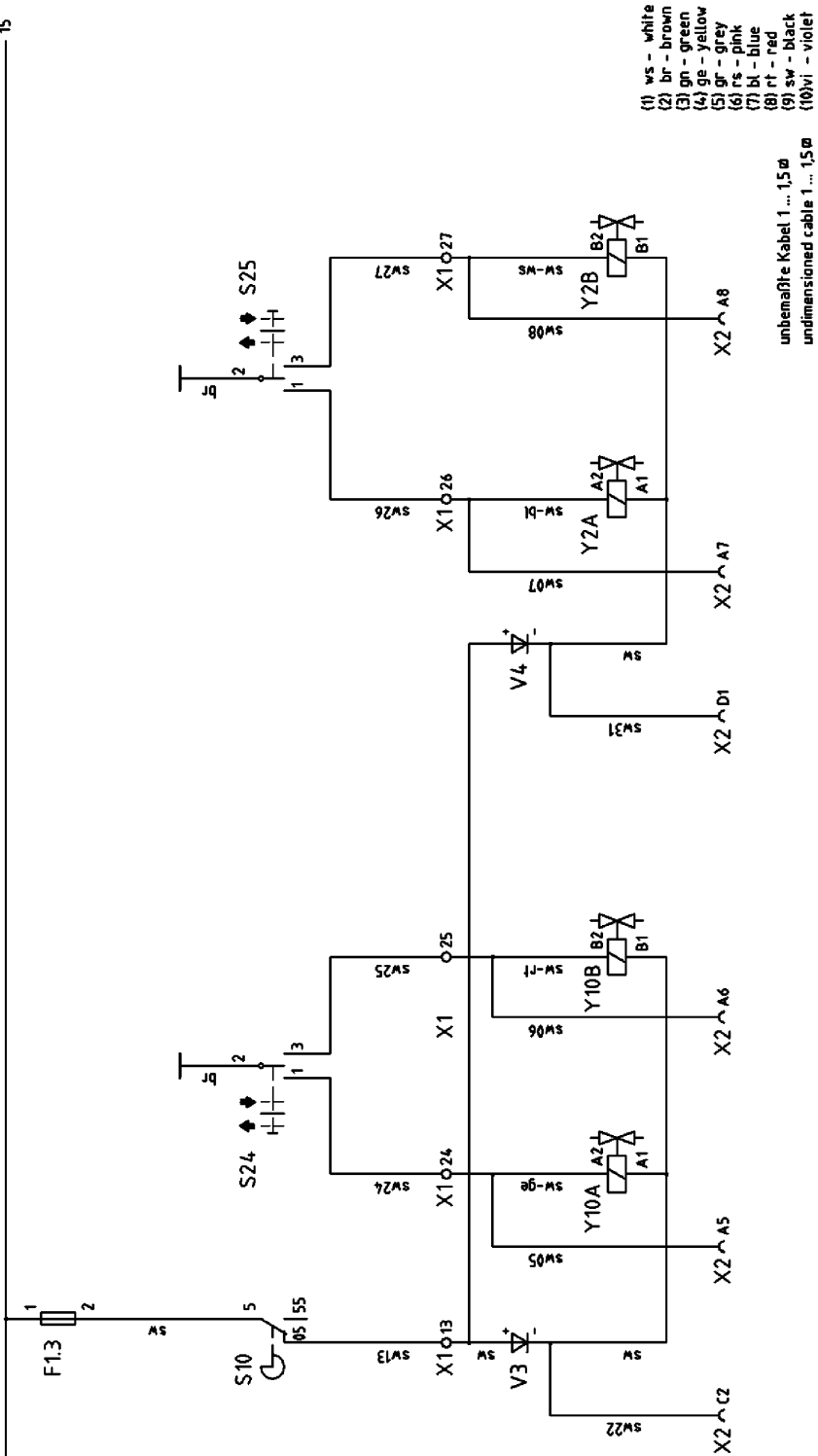


	rechts right
links left	Nivellierung Levelling

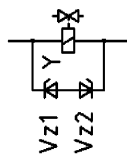
30 _____ 15 _____

Bedienungsstand Operator desk	Chassis	Bohle Screed	Fernbedienung Remote control
----------------------------------	---------	-----------------	---------------------------------

Pos./ Item	Kenn-Nr./ Index-Nº.
-	F13
06	S10
09	S24, S25
-	V3, V4
-	X2




alle Ventile mit Freilaufdiode
all valves with recovery diode



Plan gilt f. Masch.: F121W / F161W / F121C / F141C / F181C, konventionell, 1 Bohlensteckdose X2
Diagram for mach.: F121W / F161W / F121C / F141C / F181C, conventional, 1 screed plug X

unbemessigte Kabel 1 ... 1,5 Ø
undimensioned cable 1 ... 1,5 Ø

Pos. Item	Best.-Nr. Part No.	Anz. Qty.	Beschreibung Description	Bemerkung Note
	654101700		Levelling	QSB
1	654101701	1	Circuit diagram	
6	977532018	2	Toggle switch	
9	978013748	2	Diode	
Levelling				654-09517



Positionen siehe Bedienpult
Items see Operator Panel

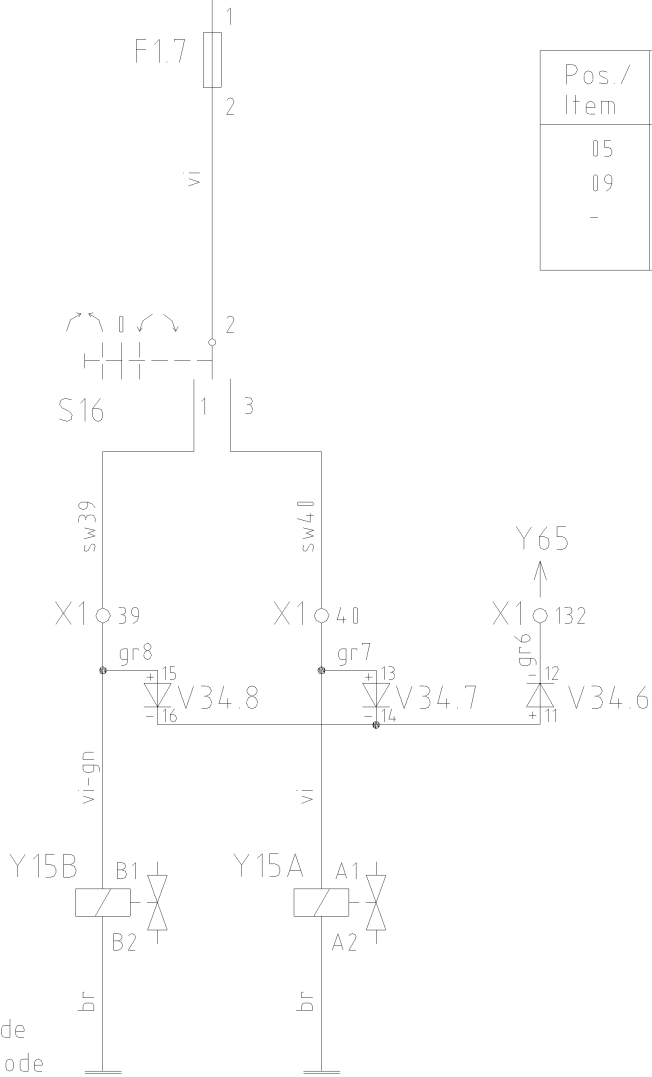
schließen close	Mulde Hopper	öffnen open	Umlauf Circulation
--------------------	-----------------	----------------	-----------------------

Bedienungsstand
Operator desk

Chassis
chassis

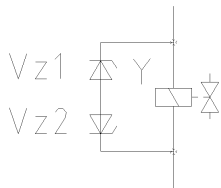


Pos./ Item	Kenn-Nr./ Index-No.
05	F1.7
09	S16
-	V34



alle Ventile mit Freilaufdiode
all valves with recovery diode

- 1| ws - white
- 2| br - brown
- 3| gn - green
- 4| ge - yellow
- 5| gr - grey
- 6| rs - pink
- 7| bl - blue
- 8| rt - red
- 9| sw - black
- 10| vi - violet




Plan gilt f. Masch.: F121W / F161W / F121C / F141C / F181C, conv., Bosch
Diagram for mach.: F121W / F161W / F121C / F141C / F181C, conv., Bosch

unbemaßte Kabel 1 ... 1,5 ∅
undimensioned cable 1 ... 1,5 ∅

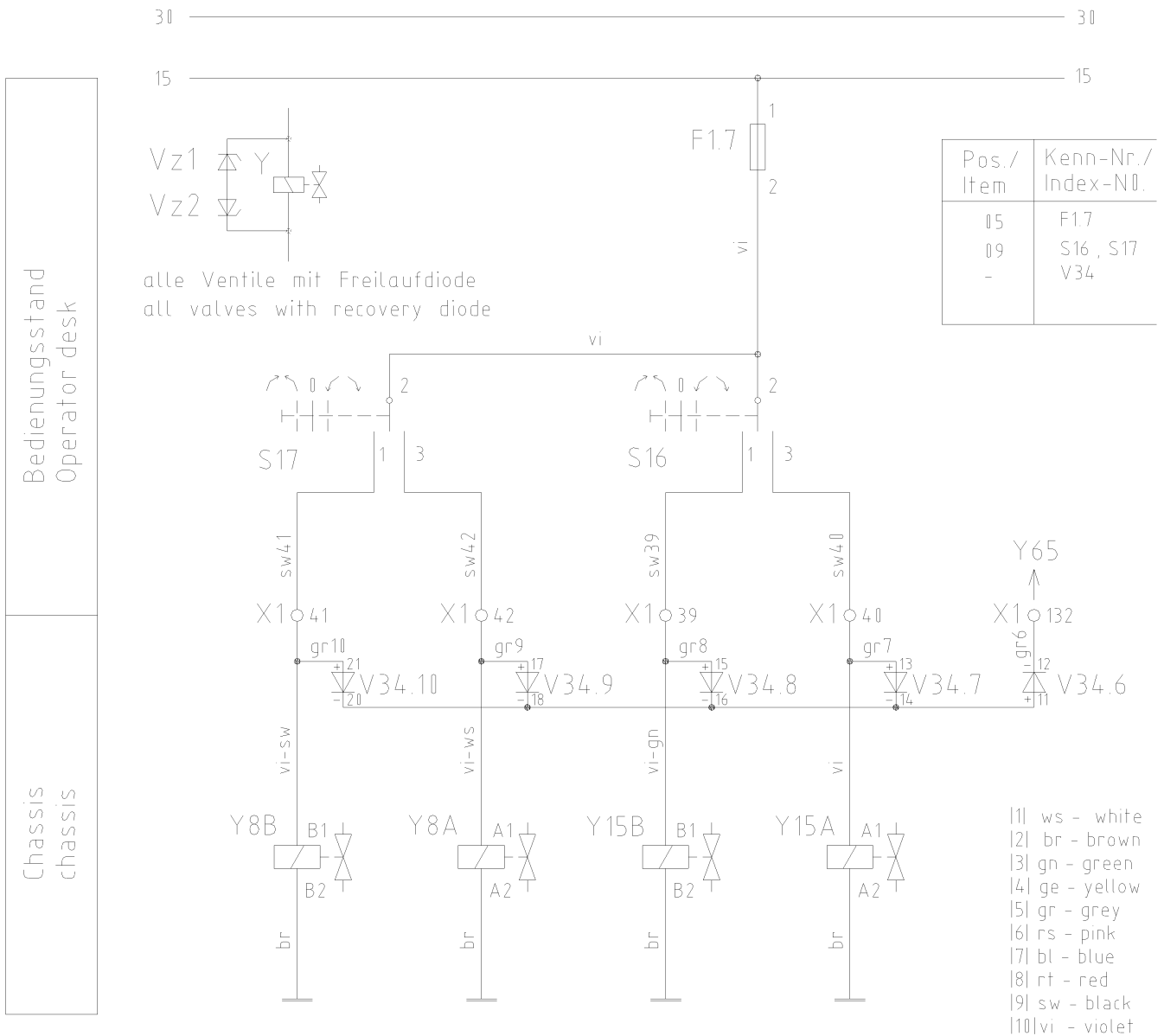
654102101

Pos. Item	Best.-Nr. Part No.	Anz. Qty.	Beschreibung Description	Bemerkung Note
	654102100		Hopper, common actuating	
1	654102101	1	Circuit diagram	
5		1	Fuse see engine	Gr. 9
9	977532018	1	Toggle switch	
Hopper, common actuating				654-09527



Positionen siehe Bedienpult
Items see Operator Panel

schließen close	Mulde,links Hopper,left	öffnen open	schließen close	Mulde,rechts Hopper,right	öffnen open	Umlauf Circulation
--------------------	----------------------------	----------------	--------------------	------------------------------	----------------	-----------------------

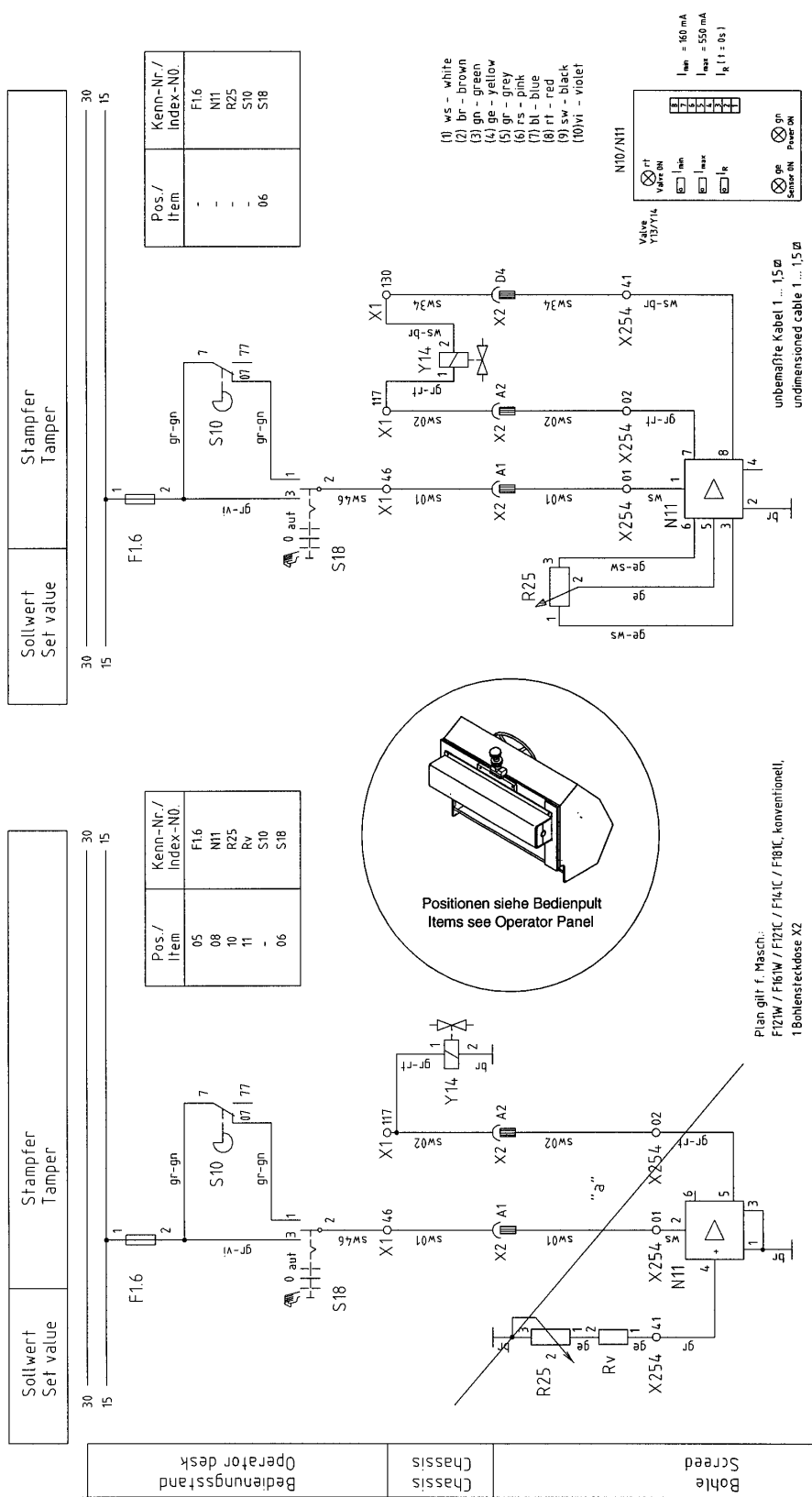


Plan gilt f. Masch.: F121W / F161W / F121C / F141C / F181C, conv., Bosch
Diagram for mach.: F121W / F161W / F121C / F141C / F181C, conv., Bosch

unbemaßte Kabel 1 ... 1,5 ∅
undimensioned cable 1 ... 1,5 ∅

654102201

Pos. Item	Best.-Nr. Part No.	Anz. Qty.	Beschreibung Description	Bemerkung Note
	654102200		Hopper, single actuating	
1	654102201	1	Circuit diagram	
5		1	Fuse see engine	Gr. 9
9	977532018	2	Toggle switch	
Hopper, single actuating				654-09528



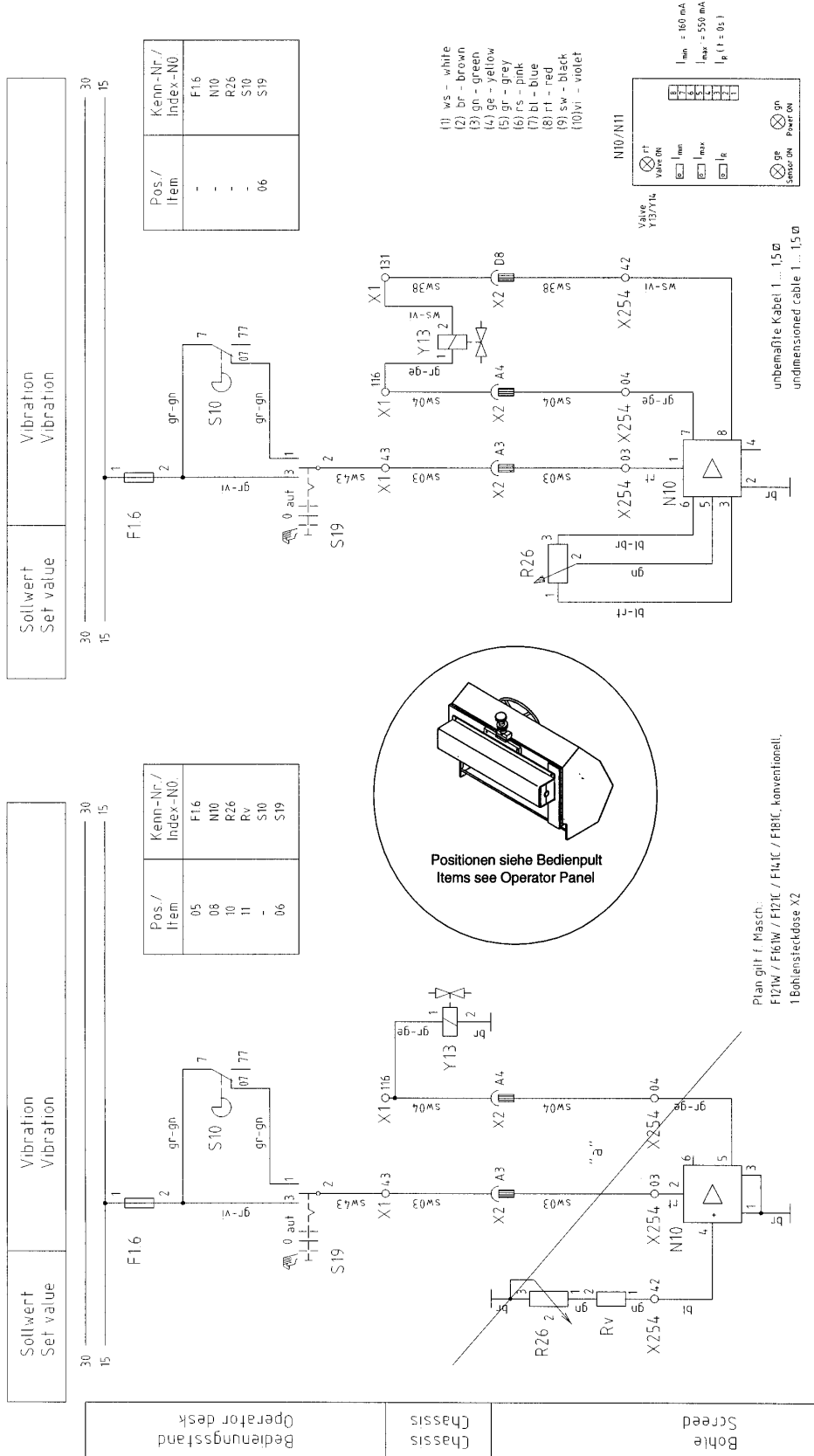
Plan gilt f. Masch.:
F121W / F161W / F121C / F141C / F141C / F181C, konventionell,
1 Bohlensteckdose X2

Diagram for machs:
F121W / F161W / F121C / F141C / F141C / F181C, conventional,
1 screed plug X2

654102501

Bedienungsstand Operator desk	Chassis	Bohle Screed
----------------------------------	---------	-----------------

Pos. Item	Best.-Nr. Part No.	Anz. Qty.	Beschreibung Description	Bemerkung Note
	654102500		Tamper	
1	654102501	1	Circuit diagram	
5		1	Fuse see engine	Gr. 9
6	977532019	1	Toggle switch	
8	978008052	1	Prop. amplifier	
10		1	Potentiometer see screed function	Gr. 9
11		1	Resistor see screed function	Gr. 9
Tamper				654-09531

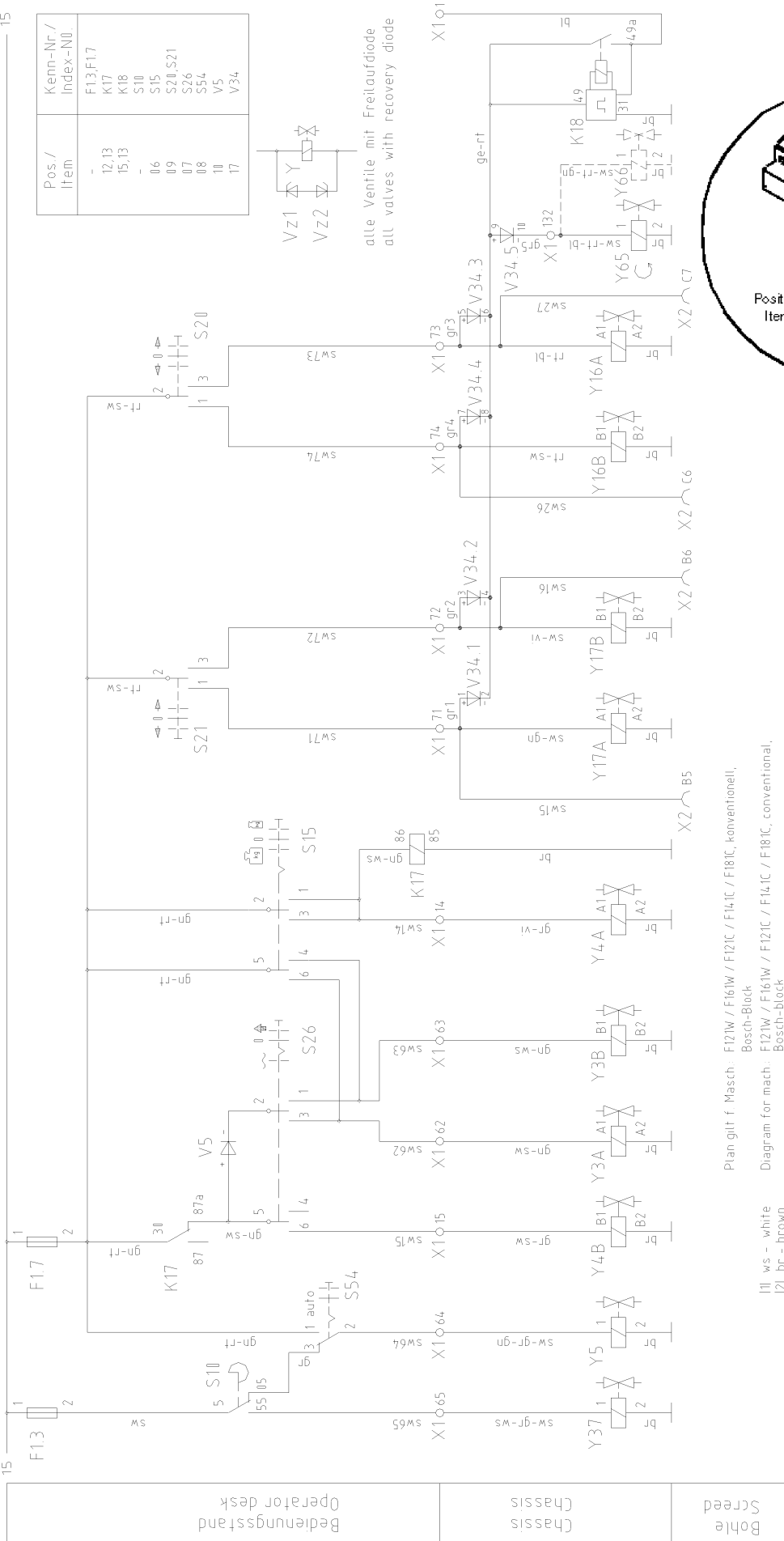


654102601

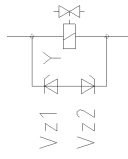
Pos. Item	Best.-Nr. Part No.	Anz. Qty.	Beschreibung Description	Bemerkung Note
	654102600		Vibration	
1	654102601	1	Circuit diagram	
5		1	Fuse see engine	Gr. 9
6	977532019	1	Toggle switch	
8		1	Prop. amplifier see screed function	Gr. 9
10		1	Potentiometer see screed function	Gr. 9
11		1	Resistor see screed function	Gr. 9
Vibration				654-09536

Bohlenstopp Screed stop	Schwimmstellung/Heben Float/lift	Be-u. -entlastung Load and unload	Aus- u. Einfahren, links Extension, left	Aus- u. Einfahren, rechts Extension, right	Umlauf Circul.	Warnblinken links/rechts Signal flasher left/right
----------------------------	-------------------------------------	--------------------------------------	---	---	-------------------	---

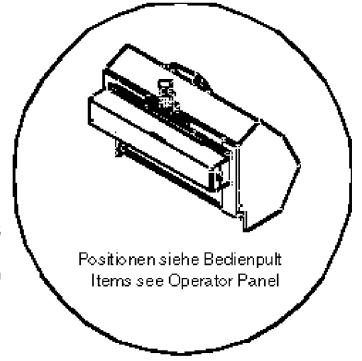
30 _____ 30
15 _____ 15



Pos./Item	Kenn-Nr./Index-N0
-	F1.3, F1.7
12, 13	K17
15, 13	K18
-	S10
06	S15
09	S20, S21
07	S26
08	S54
10	V5
17	V34



alle Ventile mit Freilaufdiode
all valves with recovery diode



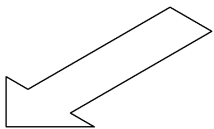
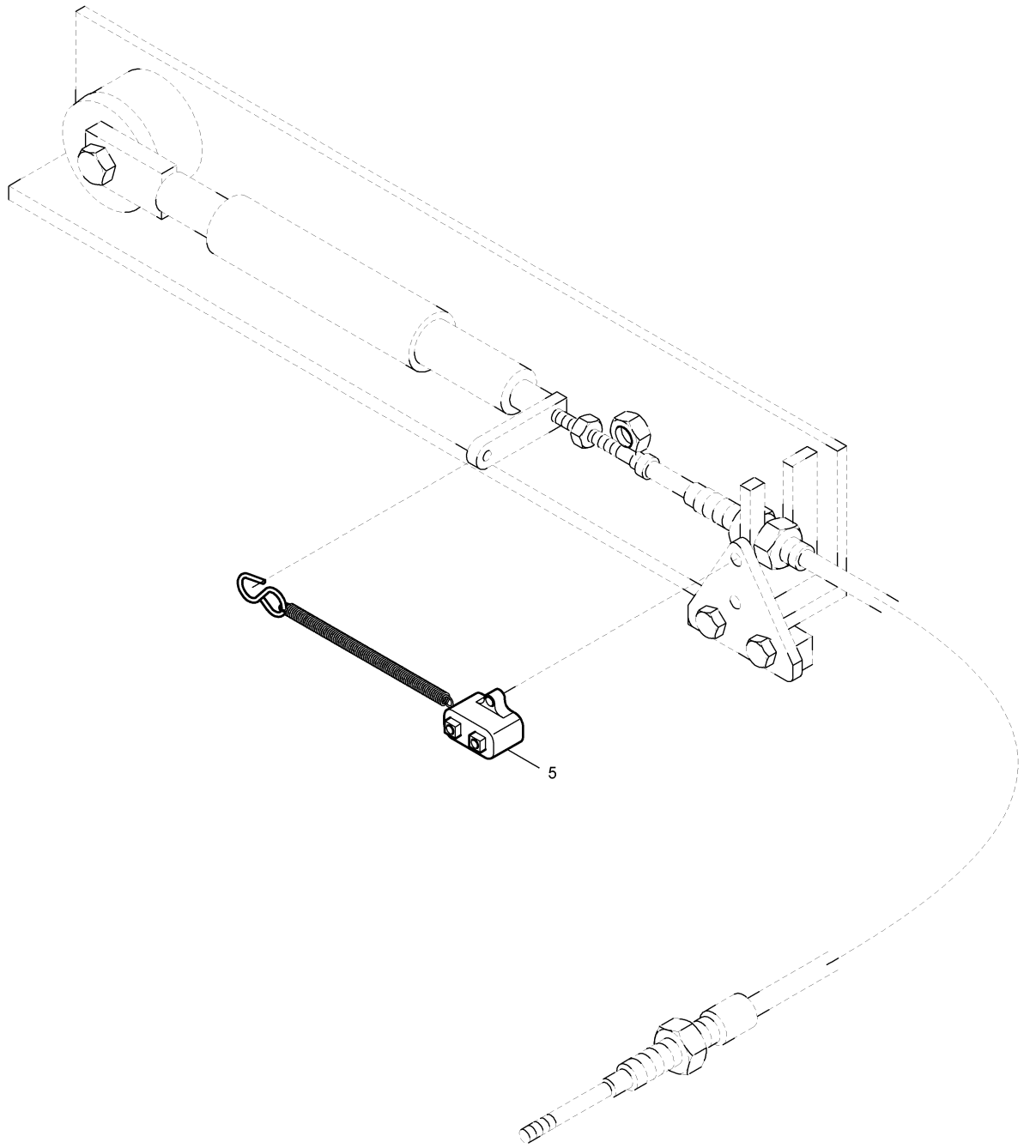
Plan gilt f. Masch. F121W / F161W / F121C / F141C / F181C, konventionell.
Bosch-Block
Diagram for mach. F121W / F161W / F121C / F141C / F181C, conventional.
Bosch-Block

- [1] ws - white
- [2] br - brown
- [3] gn - green
- [4] ge - yellow
- [5] gr - grey
- [6] ps - pink
- [7] bl - blue
- [8] rt - red
- [9] sw - black
- [10] vi - violet

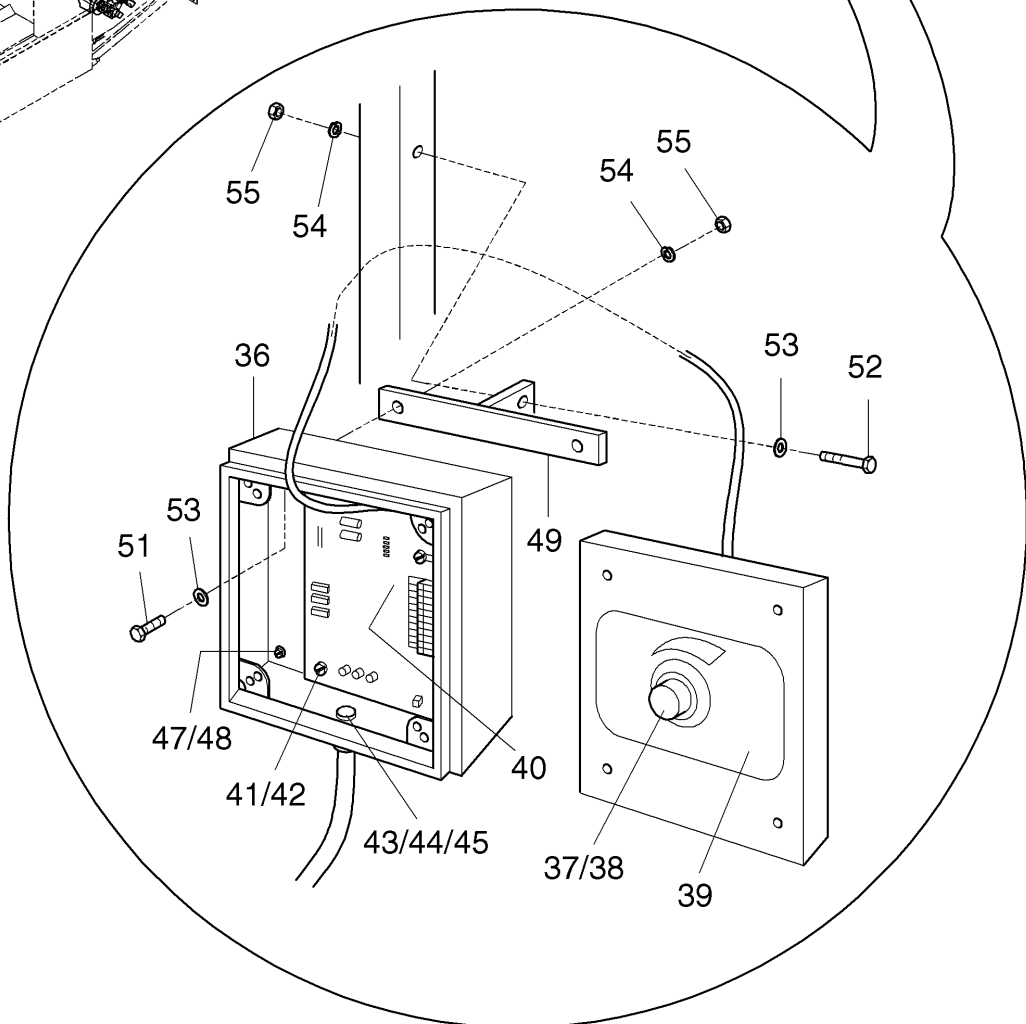
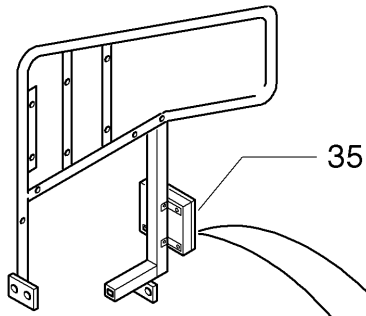
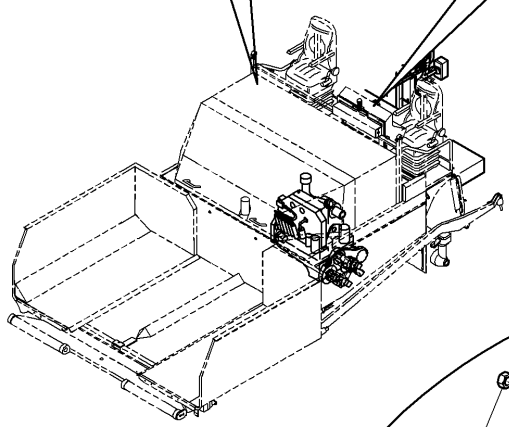
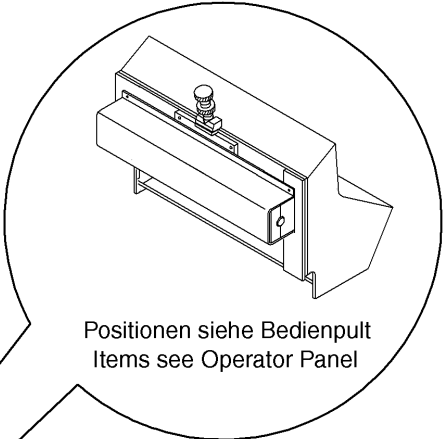
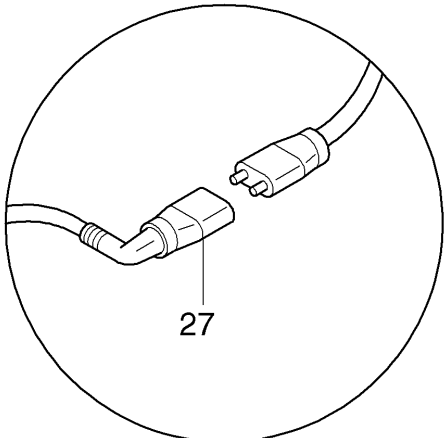
unbemalte Kabel 1 ... 1,5 m
undimensioned cable 1 ... 1,5 m

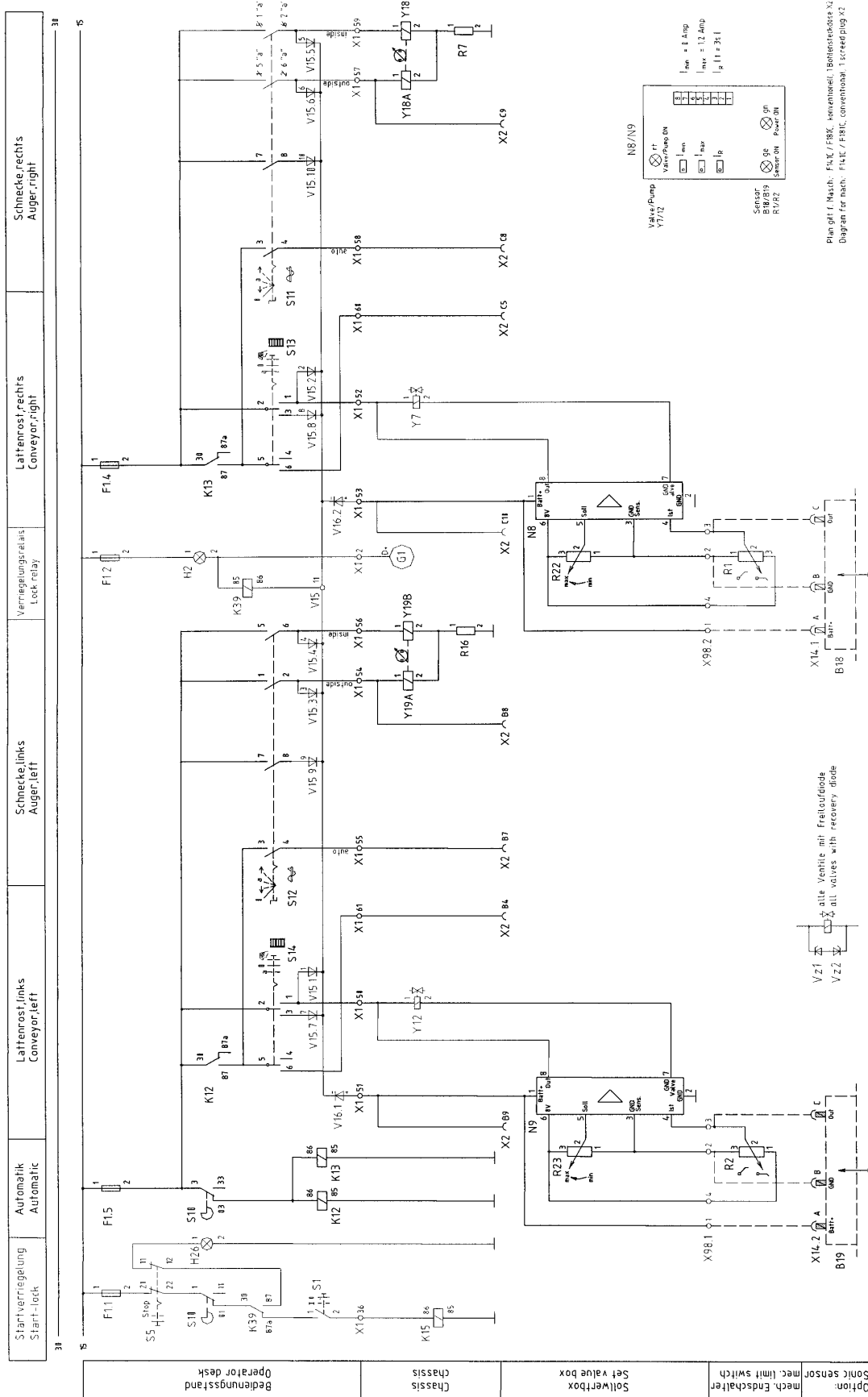
654103001

Pos. Item	Best.-Nr. Part No.	Anz. Qty.	Beschreibung Description	Bemerkung Note
	654103000		Screed function	
1	654103001	1	Circuit diagram	
6	977532020	1	Toggle switch	
7	977532021	1	Toggle switch	
8	977532017	1	Toggle switch	
9	977532018	2	Toggle switch	
10	978013748	1	Diode	
12	977730406	1	Relay	
13	977729010	2	Relay socket	
15	977737003	1	Magnetic pickup	
17	978014235	1	Diode plate	
A	977532031	1	Toggle switch	
A) see Operator stand				
Screed function				654-09546



Pos. Item	Best.-Nr. Part No.	Anz. Qty.	Beschreibung Description	Bemerkung Note
	654103600		Differential lock mech.	
1	654103601	1	Circuit diagram	
5	977510410	1	Spring pull switch	
Differential lock mech.				654-09548





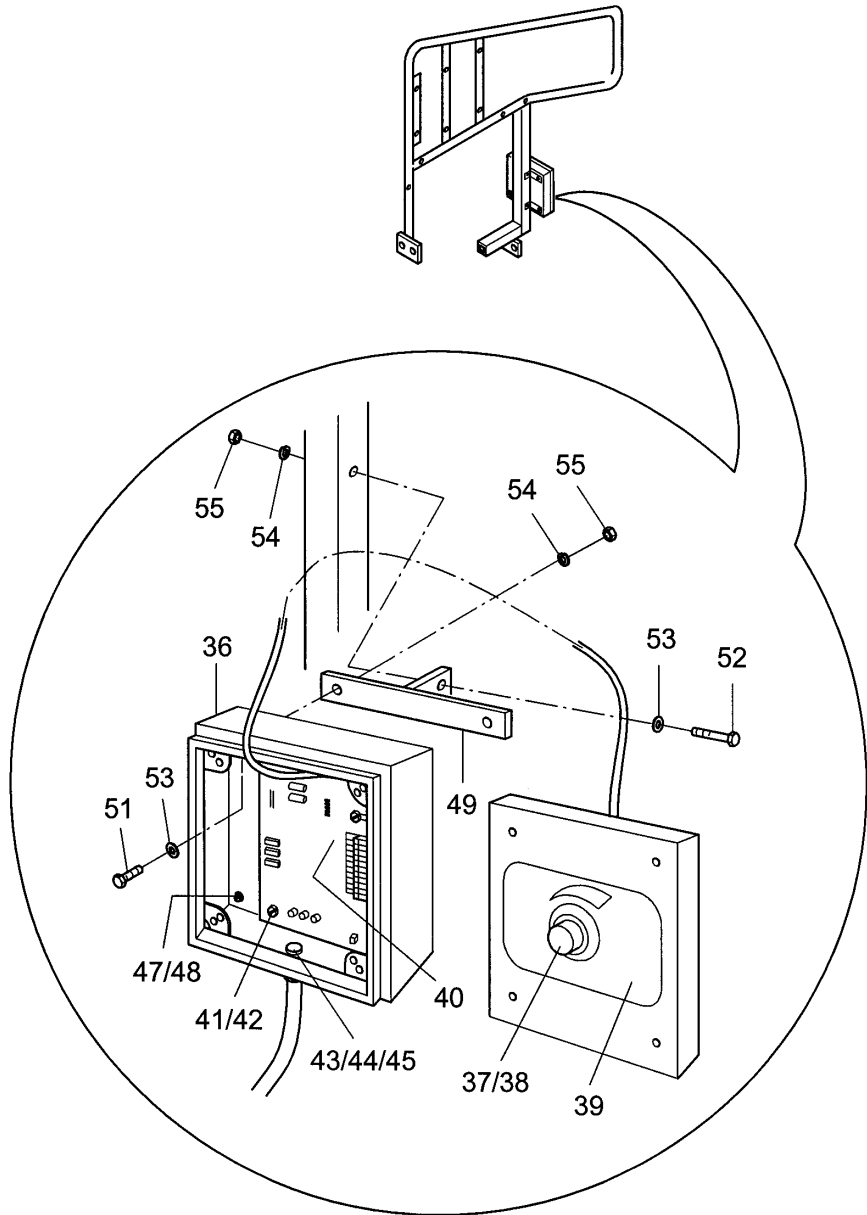
Plan gilt f. Masch. F41C / F8C, kein/ohne!; 1. Bohrer/steck X1
Diagram for mach. F41C / F8C, convention! 1. screed/plug X2

657104501

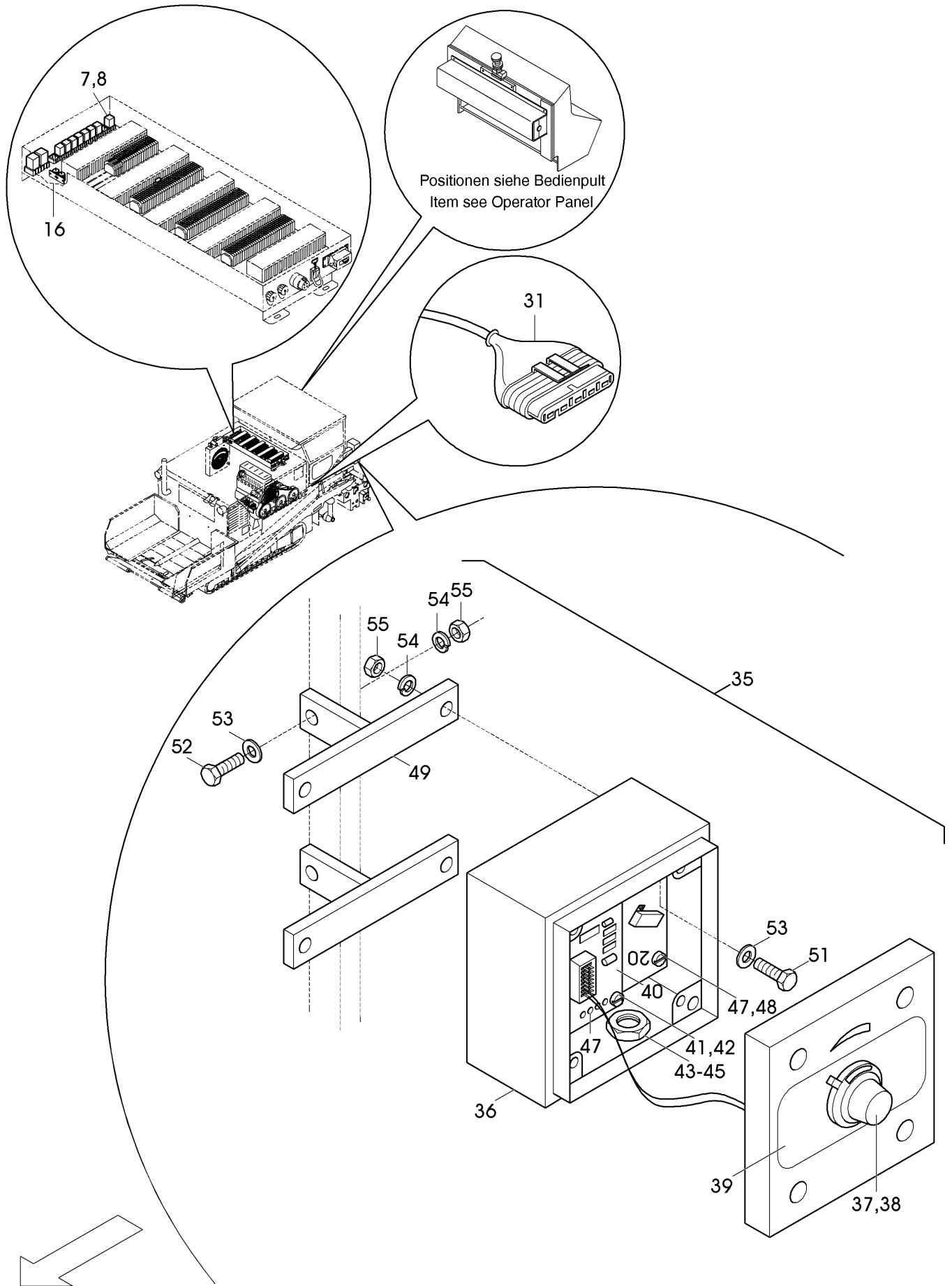
Pos. Item	Best.-Nr. Part No.	Anz. Qty.	Beschreibung Description	Bemerkung Note
	657104500		Conveyor, auger	
1	657104501	1	Circuit diagram	
2	657104502	1	Terminal diagram	
5		2	Fuse see engine	Gr. 9
7	977730406	3	Relay	
8	977729010	3	Relay socket	
9	936750325	3	Screw	
10	938900516	3	Washer	
11	939570509	5	Washer	
13	977512167	2	Rotary switch	
14	977532020	2	Toggle switch	
16	977184010	2	Resistor	
A7			Terminal board	
18		1	Plug connector see engine	Gr. 9
19		1	Forward reverse lever see drive automa	Gr. 9
22	978013748	2	Diode	
24	978014110	1	Diode plate	
27	654104427	2	Plug socket, compl.	
_01	977477117	1	_Receptacle housing	5 pol.
_02	977478301	1	_Contact	
_03	977478231	1	_Sealing	
_04	977418058	1	_Cable protection hood	
35	722104435	2	Set value box	
36	722104436	1	Clamp box	
37	977189850	1	Potentiometer	
38	977599011	1	Adjustment knob	
39	990000924	1	Label	
40	978008052	1	Prop. amplifier	
41	936750225	2	Screw	
42	606001	2	Washer	
43	977415011	1	Union nut	
44	977416711	1	Nut	
45	977416451	1	Sealing	
46	722104446	1	Plate	
47	936750325	4	Screw	
48	938900516	4	Washer	
49	756400237	2	Holder	
51	500021	4	Screw	
52	500026	4	Screw	
53	600006	4	Washer	
54	49900161	6	Screw retention	
55	929233	6	Nut	
	A)		see Operator stand	

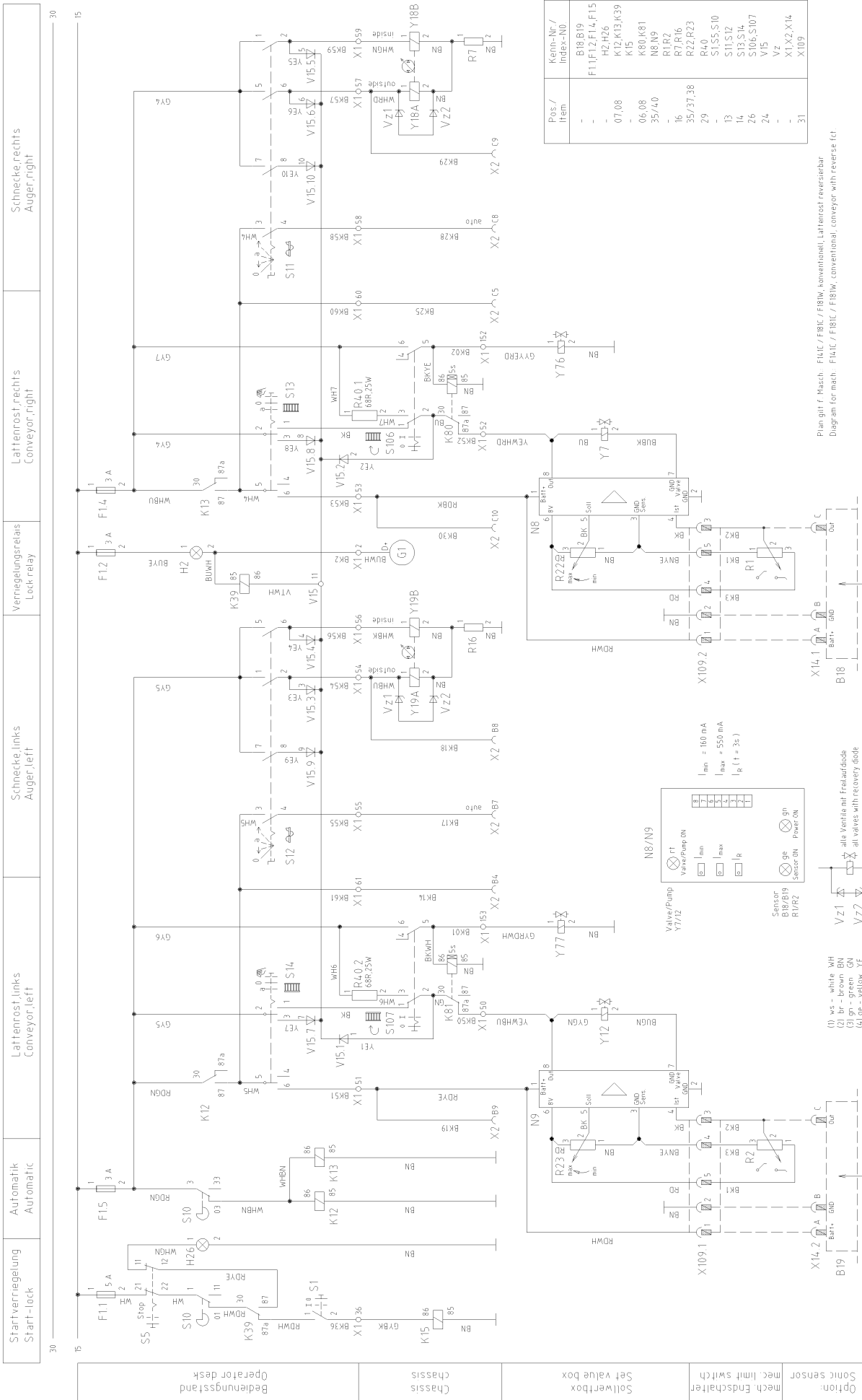
Conveyor, auger

657-09558



Pos. Item	Best.-Nr. Part No.	Anz. Qty.	Beschreibung Description	Bemerkung Note
36	722104436	1	Clamp box	
37	977189850	1	Potentiometer	
38	977599011	1	Adjustment knob	
39	990000924	1	Label	
40	978008052	1	Prop. amplifier	
41	936750225	2	Screw	
42	606001	2	Washer	
43	977415011	1	Union nut	
44	977416711	1	Nut	
45	977416451	1	Sealing	
	722104446	1	Plate	
47	936750325	4	Screw	
48	938900516	4	Washer	
49	756400237	2	Holder	
51	500021	4	Screw	
52	500026	4	Screw	
53	600006	4	Washer	
54	49900161	6	Screw retention	
55	929233	6	Nut	
Set value box Option				722104435





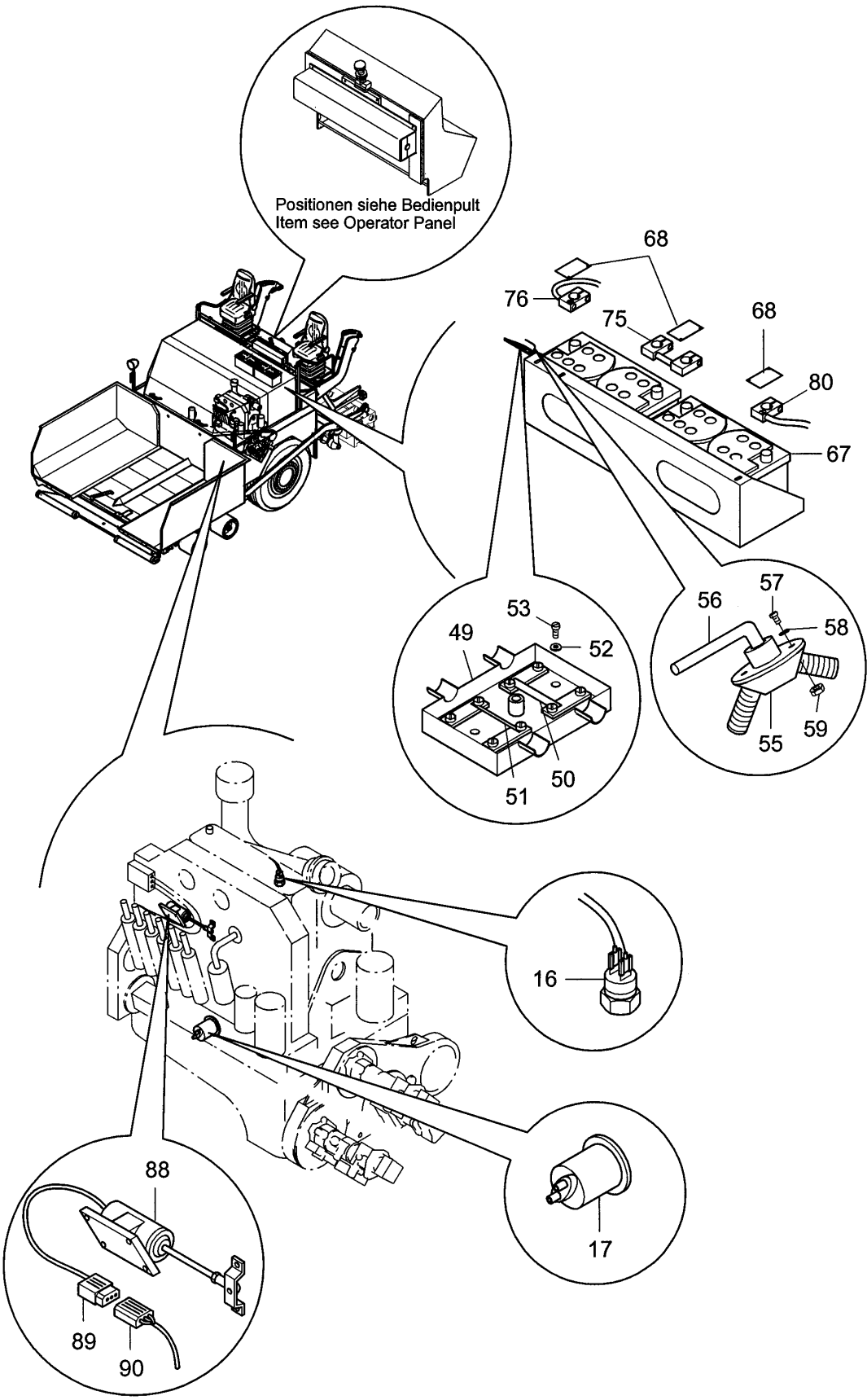
Plan gilt f. Masch. F18K / F18W, konventionell, Laftenrost reversierbar
Diagram for mach. F18K / F18W, conventional, conveyor with reverse fct.

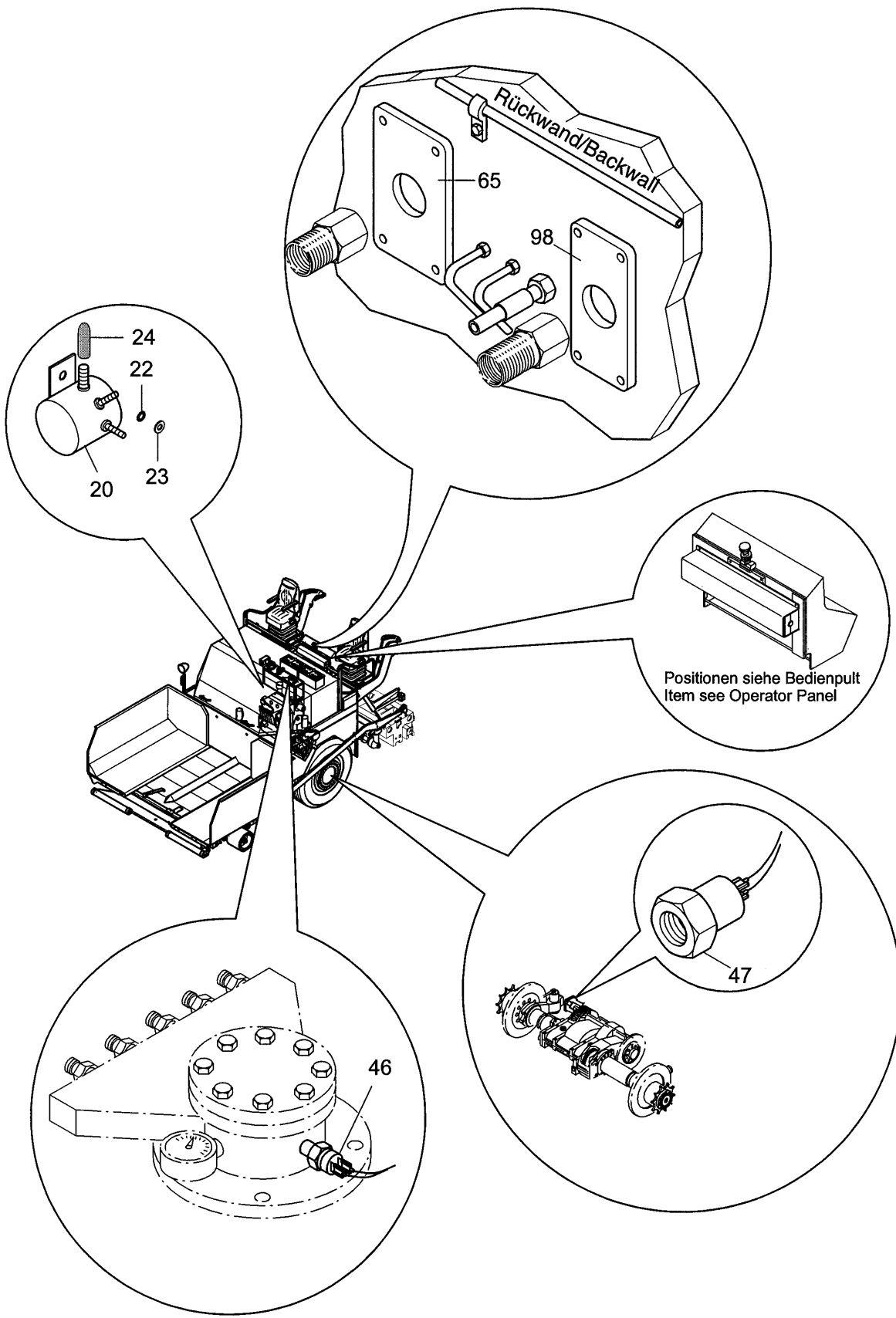
657104601

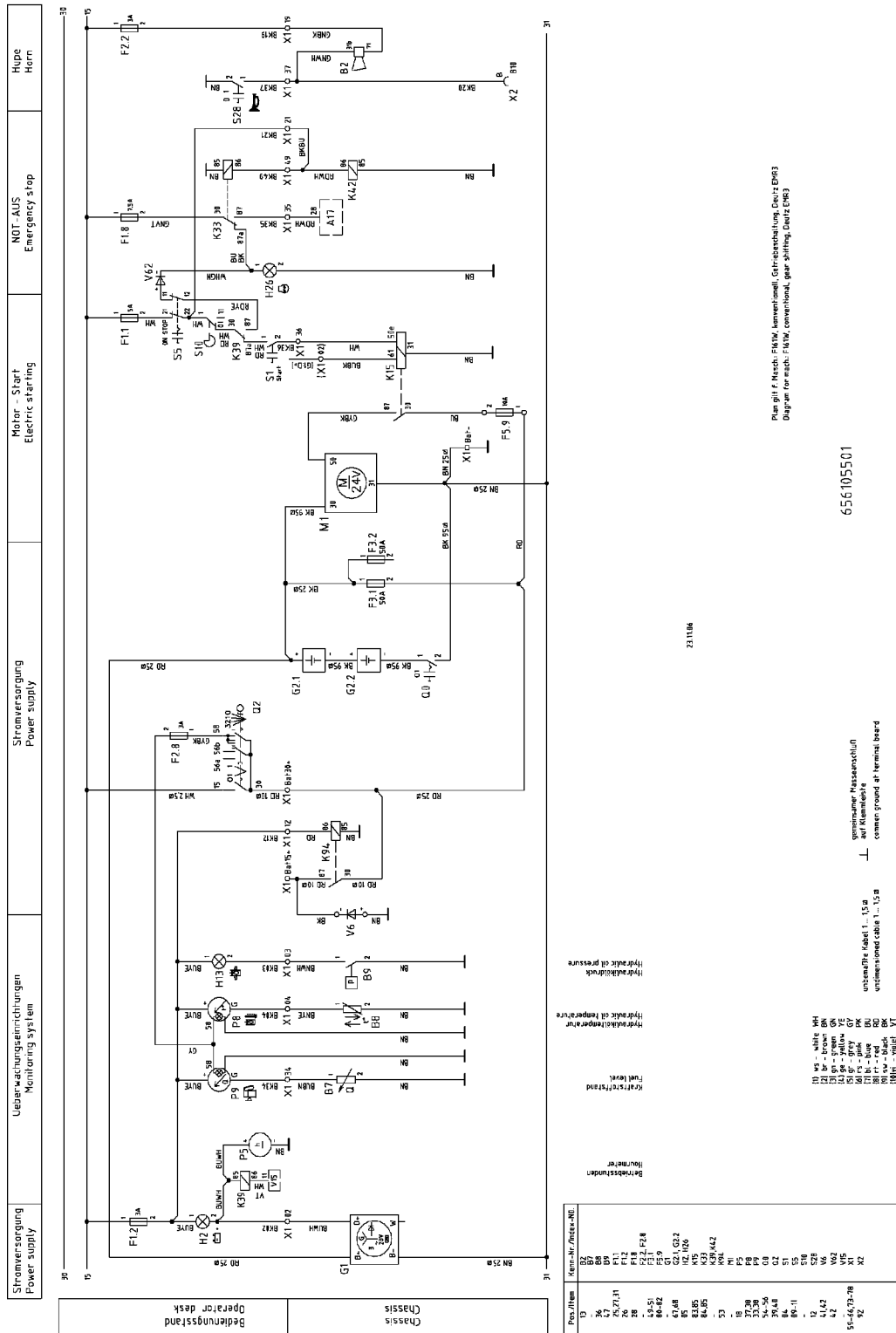
Pos. Item	Best.-Nr. Part No.	Anz. Qty.	Beschreibung Description	Bemerkung Note
	657104600	1	Conveyor, auger	
1	657104601	1	Circuit diagram	
6	977737534	2	Time-lag relay	
7	977730406	3	Relay	
8	977729010	5	Relay socket	
13	977512167	2	Rotary switch	
14	977532020	2	Toggle switch	
16	977184010	2	Resistor	
26	977532023	2	Toggle switch	
27	990000495	1	Decal conveyor reversion	
29	977184014	2	Resistor	
31	654104427	2	Plug socket, compl.	
_01	977477117	1	_Receptacle housing	5 pol.
_02	977478301	1	_Contact	
_03	977478231	1	_Sealing	
_04	977418058	1	_Cable protection hood	
35	722104435	2	Set value box	

Conveyor, auger

657-09559







Pos. Item	Best.-Nr. Part No.	Anz. Qty.	Beschreibung Description	Bemerkung Note
	656105500		Engine	
1	656105501	1	Circuit diagram	
4	977514022	1	Press button switch	
5	977800613	1	Indicator lamp module	
9	977580258	1	Emergency stop switch	
10	977580259	1	Contact element	
11	956045500	1	Decal, emergency stop	
12	977514020	1	Press button switch	
13	977500501	1	Horn	
18	977010512	1	Service hour meter	
25	977455748	1	Fuse box	
_01	977455749	1	_Cover	
26	977454250	2	Fuse	3 Amp.
27	977454252	2	Fuse	5 Amp.
28	977454253	4	Fuse	7,5 Amp.
31	977459518	7	Bridge	
33	977017242	1	Fuel gauge	
36	977045109	1	Temperature transmitter	
37	977018412	1	Temperature gauge	
38	977335672	2	Bulb	24V, 2W
39	977518011	1	Ignition and light switch	
40	956194331	0	Key	
41	977425192	1	Basic clamp	
42	978013748	2	Diode	
47	977510128	1	Oil pressure switch	
49	977455758	1	Fuse holder	
50	977453085	2	Fuse	
51	977459519	1	Bridge	
53	977730250	1	Relay	
54	977504025	1	Master switch	
55	901541302		Battery key	
56	977418090	3	Cap	
57	654105661	2	Support box	
59	977425157	1	Through clamp	
60	977425158	1	Through clamp	
61	977425148	23	Protective wire clip	
62	977425147	150	Through clamp	
63	977425149	4	End plate	
64	977425146	4	End bracket	
65	977425154	1	Inscription	
66	977425155	4	Terminal	
67	977022310	2	Battery	
68	977418421	3	Cover for battery poles	
70	654105670	1	Instrument panel - top	
71	654105671	1	Instrument panel	
S) Set of parts / to consist of the following parts with item no. _1 - _x				

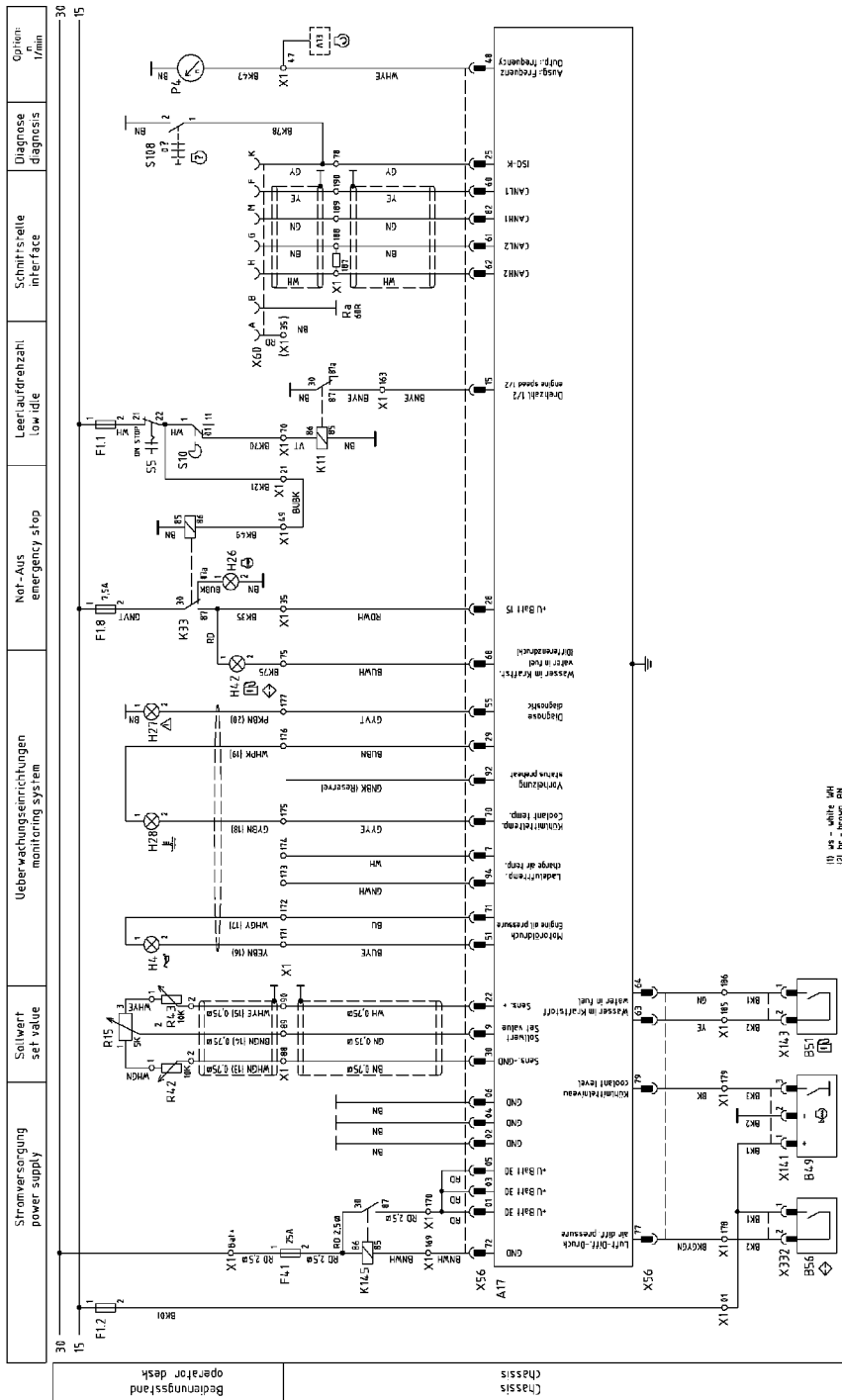
Engine, with electronic engine control

656-09560

Pos. Item	Best.-Nr. Part No.	Anz. Qty.	Beschreibung Description	Bemerkung Note
72	654105672	1	Instrument panel	
73	977425161	2	Pin strip	
74	977425162	3	Pin strip	
75	977425164	15	Pin strip	
76	977425166	2	Edge connector	
77	977425167	3	Edge connector	
78	977425169	15	Edge connector	
80	977425101	1	Fuse terminal	
81	977425103	1	End plate	
82	977454254	1	Fuse	10 Amp.
83	977730408	1	Starter blocking relay	
84	977730404	1	Relay	
85	977729010	2	Relay socket	
92	977463101	1	Socket	
93	977436121	1	Ground strap	
98	654105598	1	Plate	
			—	08.02.2007

Engine, with electronic engine control

656-09560

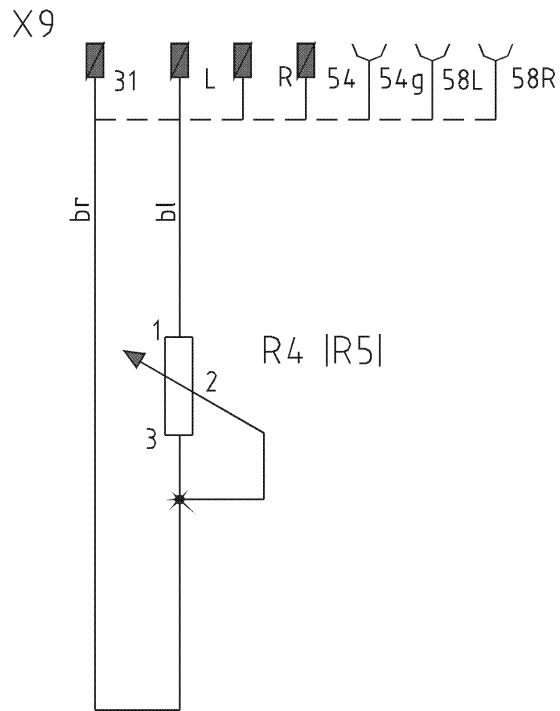


Pin-fig. 7: Basis-Feld, konventionell, Getriebeabteilung, Diatr. EMB
Diagram for each P81W, conventional, gear driving, Diatr. EMB

656101001

- 10 45 - white - 9M
 - 11 10 - brown - 8M
 - 12 10 - yellow - 7M
 - 13 10 - yellow - 6M
 - 14 10 - grey - 5M
 - 15 10 - blue - 4M
 - 16 10 - blue - 3M
 - 17 10 - red - 2M
 - 18 10 - red - 1M
 - 19 10 - violet - 1M
- untermaße Kabel 1...15
untermaße cable 1...15
gewinnener Massestopf auf Klemmleiste
cable gland at terminal board

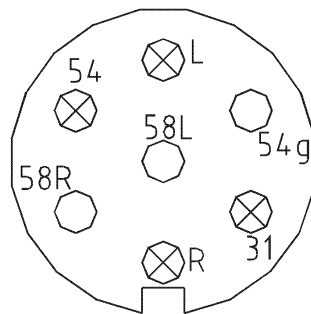
Pos. Item	Best.-Nr. Part No.	Anz. Qty.	Beschreibung Description	Bemerkung Note
	656107000		Electron. engine governor	
1	656107001	1	Circuit diagram	
5	977454257	1	Fuse	25 Amp.
6	977425199	1	Fuse terminal	
7	977189850	1	Potentiometer	
8	977599009	1	Setting lever	
10	977425142	2	Equalizer terminal	
11	977730409	1	Relay	
12	977730406	1	Relay	
13	977729010	2	Relay socket	
15	977800013	1	Control lamp	
16	977335672	1	Bulb	24V, 2W
19	977532018	1	Toggle switch	
20	990000497	1	Decal QSB-fault	
23	900509593		Plug	
24	977180630	1	Resistor	
			—	13.03.2007
Electron. engine governor				656-09563



bl - blue
br - brown

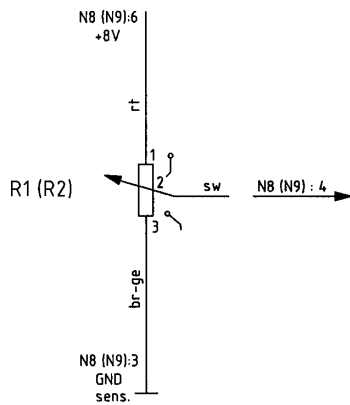
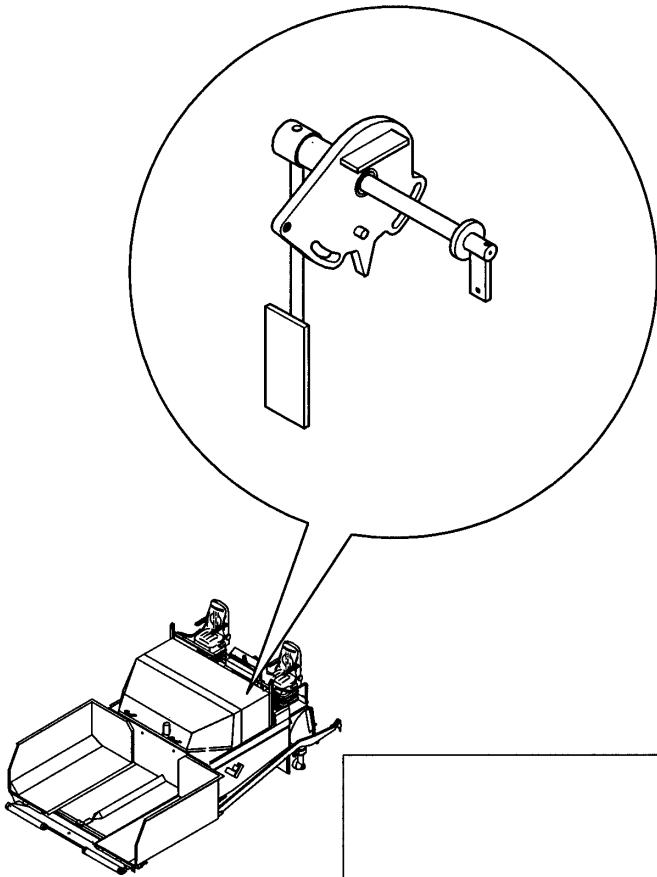
Pos. Item	Kenn.-Nr. Index no.
06	R4 R5
07	X9

X9



722107603

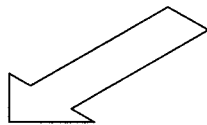
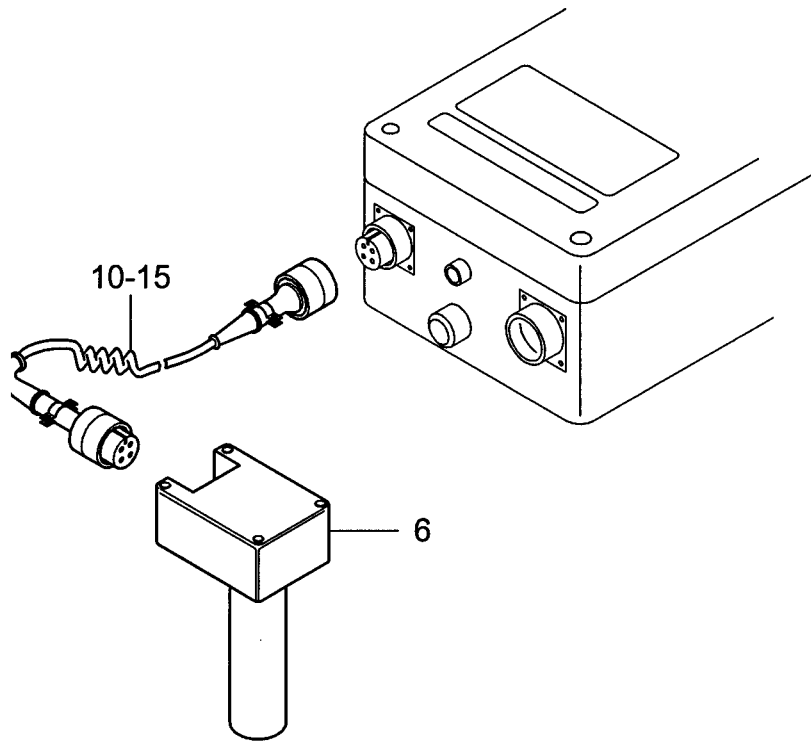
Pos. Item	Best.-Nr. Part No.	Anz. Qty.	Beschreibung Description	Bemerkung Note
			Limit switch auger	
3	722107603	1	Wiring diagram	
6	977189801	1	Potentiometer, compl.	
7	977475250	1	Plug	7 pol.
Limit switch auger				722-09571



Pos. Item	Kenn-Nr. Index no.
06	R1 (R2)

bl - blue
 br - brown
 ge - yellow
 rt - red
 sw - black

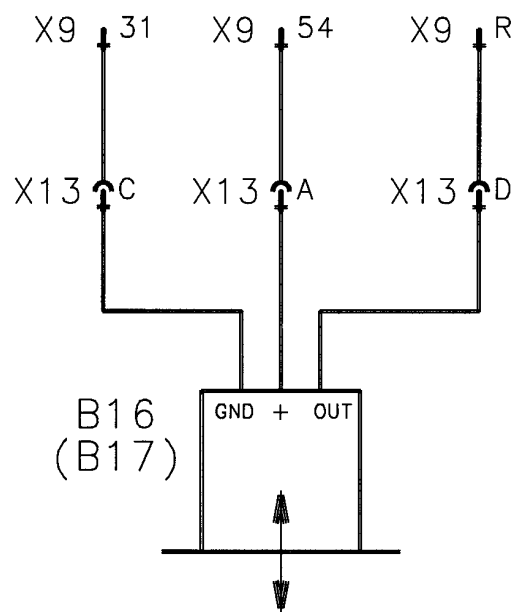
Pos. Item	Best.-Nr. Part No.	Anz. Qty.	Beschreibung Description	Bemerkung Note
3	722107703	1	Limit switch conveyor Wiring diagram	722107700
6		1	Potentiometer see limit switch conveyor	722-05107
Limit switch conveyor				722-09570



Ultraschallsensor für Verstellpumpe
Sonic sensor for variable displacem. pump

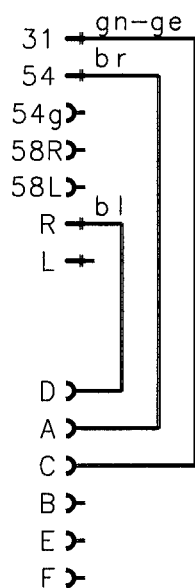
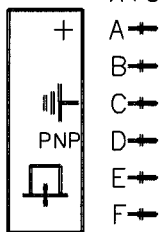
Fernbedienung
Remote control

Sensor
Sensor



756 10 80 01

Pos. Item	Sensor Sensor	Pos. Item	
06	B16 (B17)	X13	
10-15 11	X9		
12			
13	X13		

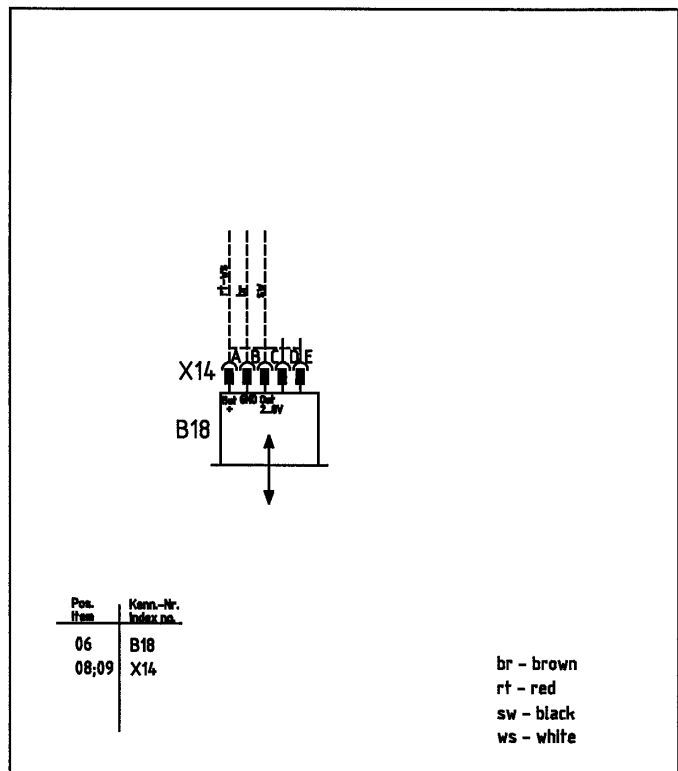
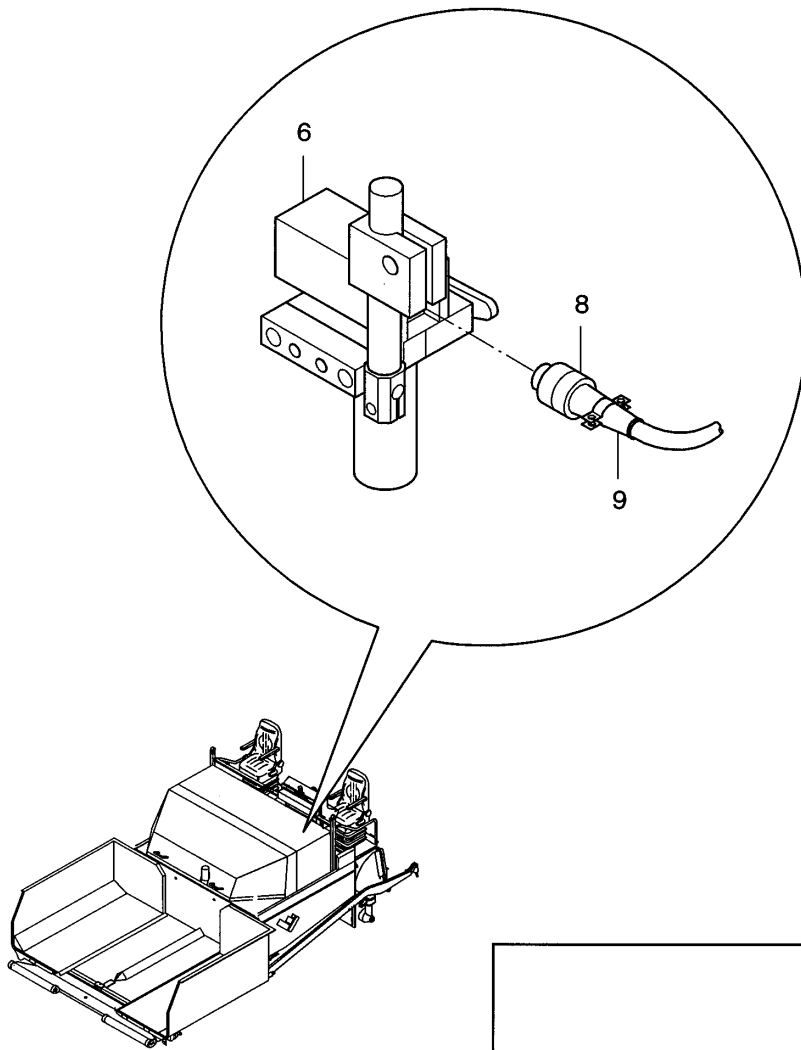


bl ... blue
br ... brown
ge ... yellow
gn ... green
gr ... grey
or ... orange
rs ... pink
rt ... red
sw ... black
vi ... violet
ws ... white

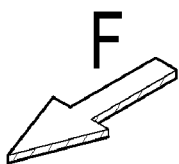
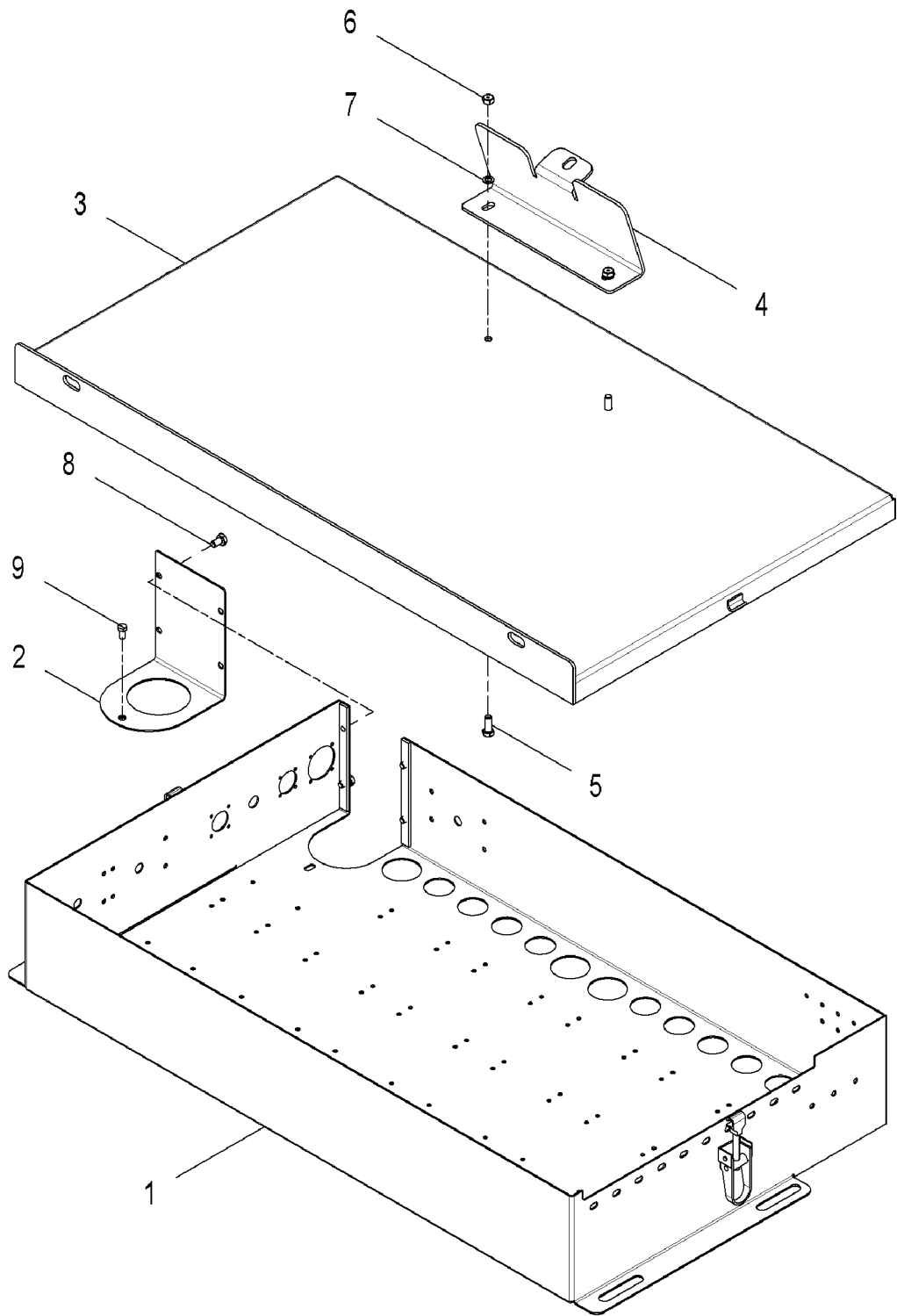
unbemaßte Kabel 1,5 m
undimensioned cable 1,5 m

756 10 80 02

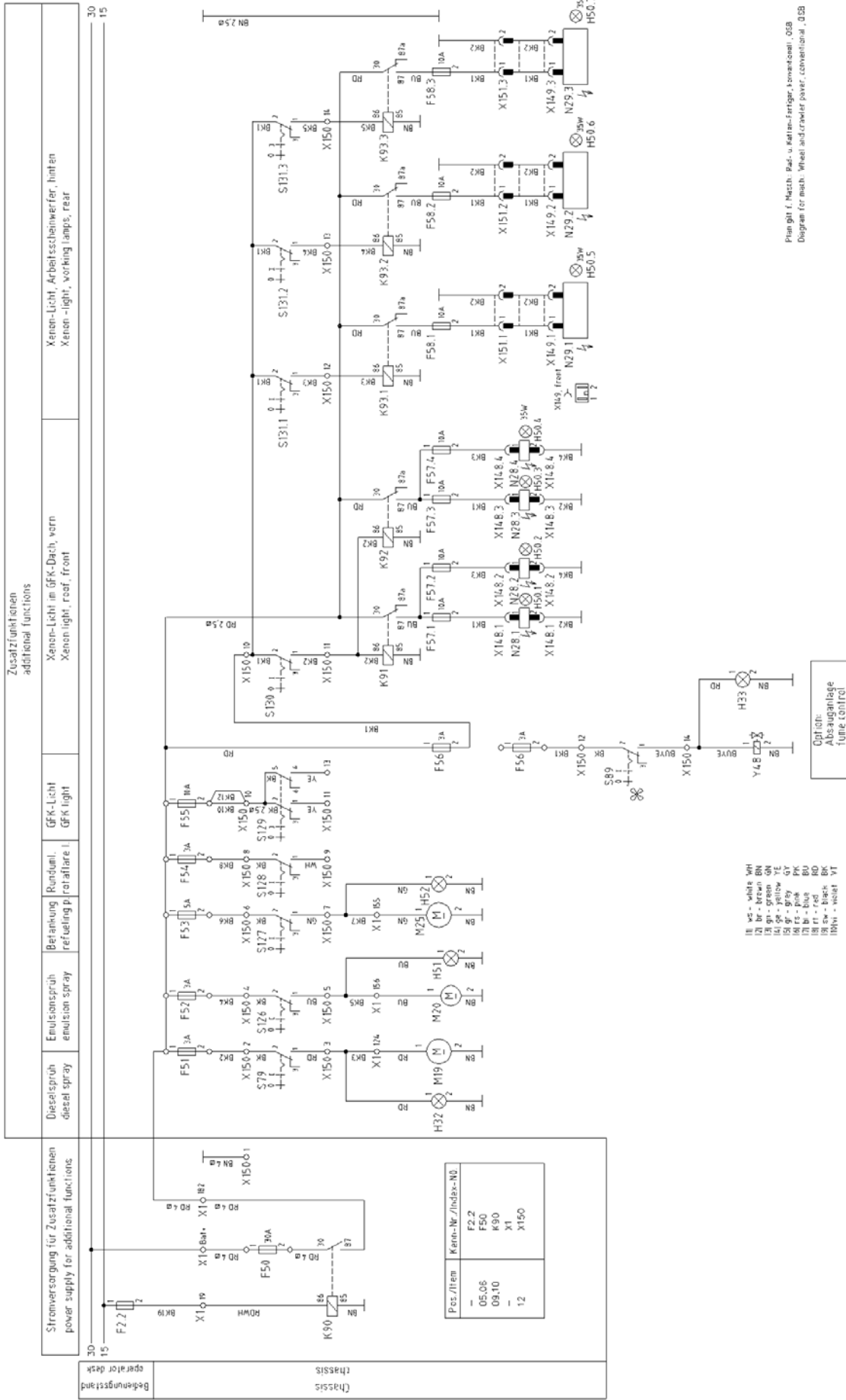
Pos. Item	Best.-Nr. Part No.	Anz. Qty.	Beschreibung Description	Bemerkung Note
		1	Sonic sensor adjustable pump	756108000
1	756108001	1	Circuit diagram	
2	756108002	1	Terminal diagram	
6	977738003	1	Sonic sensor	
10	756108010	1	Cable, compl.	
* 1	977475250	1	Plug	7 pol.
* 2	977374125	1	Cable	
* 3	977479544	1	Plug	
* 4	977480306	1	Cable bushing	
* 5	977392010	3	Connector socket	
*) Available as single part				
Sonic sensor auger				756-09575



Pos. Item	Best.-Nr. Part No.	Anz. Qty.	Beschreibung Description	Bemerkung Note
			Sonic sensor conveyor (Option)	722108100
3	722108103	1	Wiring diagram	
6	977738016	1	Sonic sensor	
8	977479539	1	Plug - electrical	
9	977480306	1	Cable bushing	
			Mechanical parts see	Gr. 654-11110
Sonic sensor conveyor				722-09577



Pos. Item	Best.-Nr. Part No.	Anz. Qty.	Beschreibung Description	Bemerkung Note
	135408900		Terminal holder	
1	135408901	1	Terminal holder	
2	135408905	1	Covering	
3	135408911	1	Cover	
4	713408818	1	Holder	
5	500013	2	Hex. screw	
6	938190514	2	Nut	
7	49900080	2	Screw retention	
8	500059	4	Screw	
9	500003	1	Screw	
			–	19.04.2007
Terminal holder				135-09195

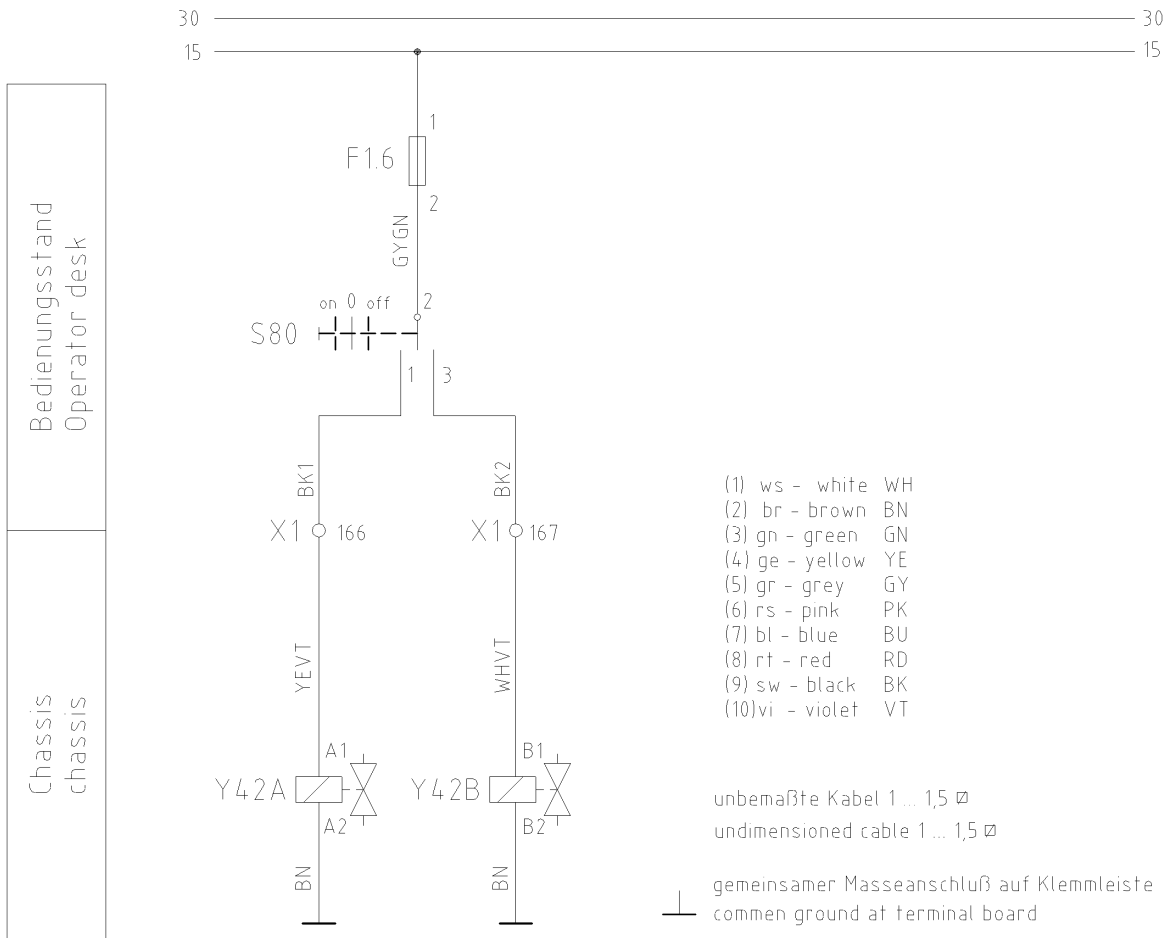


Stromlaufplan
circuit diagram

Planfig. 1. Mecht. Rad- u. Karren-Fahrer, konventionell, 038
Diagram for mech. Wheel and crawler paver, conventional, 038

Pos. Item	Best.-Nr. Part No.	Anz. Qty.	Beschreibung Description	Bemerkung Note
	654109000		Additional functions	
1	654109001	1	Circuit diagram	
5	977454258	1	Fuse	
6	977425101	1	Fuse terminal	
9	977730409	1	Relay	
10	977729010	1	Relay socket	
12	977414722	1	Terminal board	
Additional functions				654-09853

Truck hitch



Bedienungsstand
 Operator desk
 Chassis
 chassis

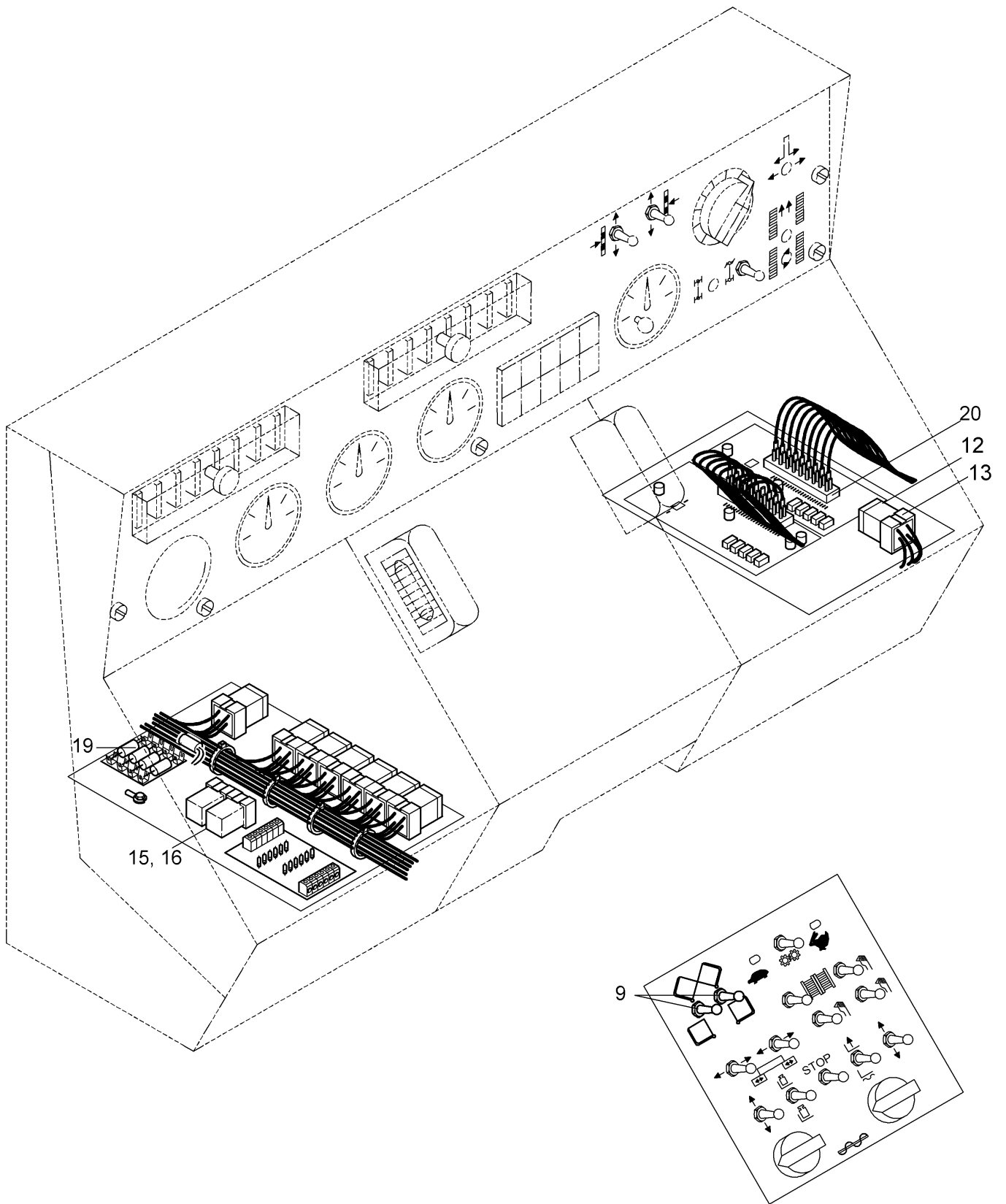


Pos./Item	Kenn-Nr./Index-N0.
-	F1.6
07	S80

Stromlaufplan
 Truck hitch
 circuit diagram
 truck hitch

654109101

Pos. Item	Best.-Nr. Part No.	Anz. Qty.	Beschreibung Description	Bemerkung Note
	654109100		Truckhitch	
1	654109101	1	Circuit diagram	
7	977532018	1	Toggle switch	
9	990000940	1	Decal Truck-Hitch	
Truckhitch				654-09584

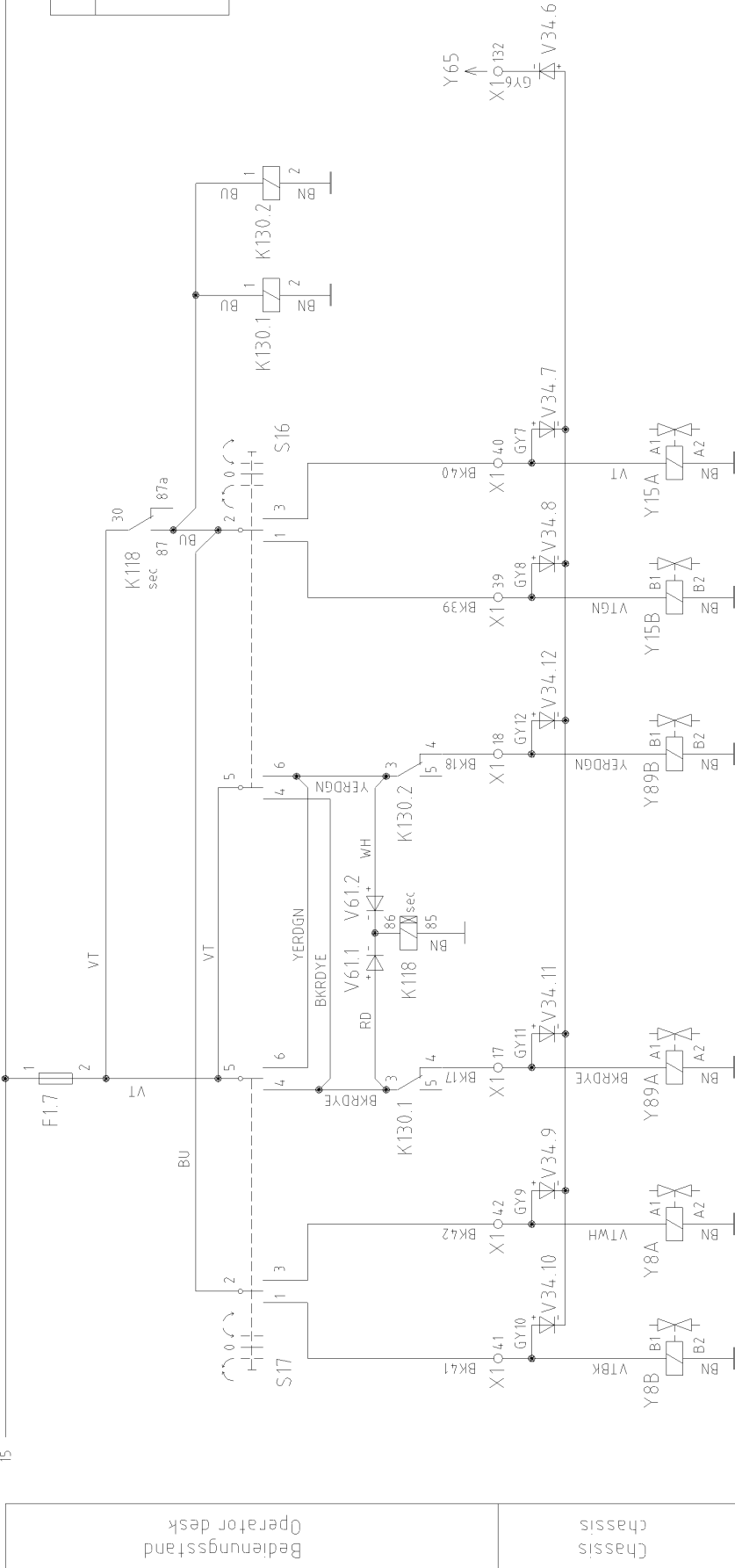


schließen close	Mulde, links Hopper, left	öffnen open	heben raise	Muldenklappe hopper flap	senken lower	schließen close	Mulde, rechts Hopper, right	öffnen open	Umlauf Circulation
--------------------	------------------------------	----------------	----------------	-----------------------------	-----------------	--------------------	--------------------------------	----------------	-----------------------

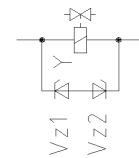
30 ————— 30

15 ————— 15

Pos / Item	Kenn-Nr / Index - NO.
-	F17
09	S16, S17
12,13	K118
15,16	K130
19,20	V34
19	V61



- (1) ws - white WH
- (2) br - brown BN
- (3) gr - green GN
- (4) ge - yellow YE
- (5) gr - grey GY
- (6) rs - pink PK
- (7) bl - blue BU
- (8) rt - red RD
- (9) sw - black BK
- (10) vt - violet VT



alle Ventile mit Freilaufdiode
all valves with recovery diode

unbenutzte Kabel 1 ... 1,5 Ø
undimensioned cable 1 ... 1,5 Ø

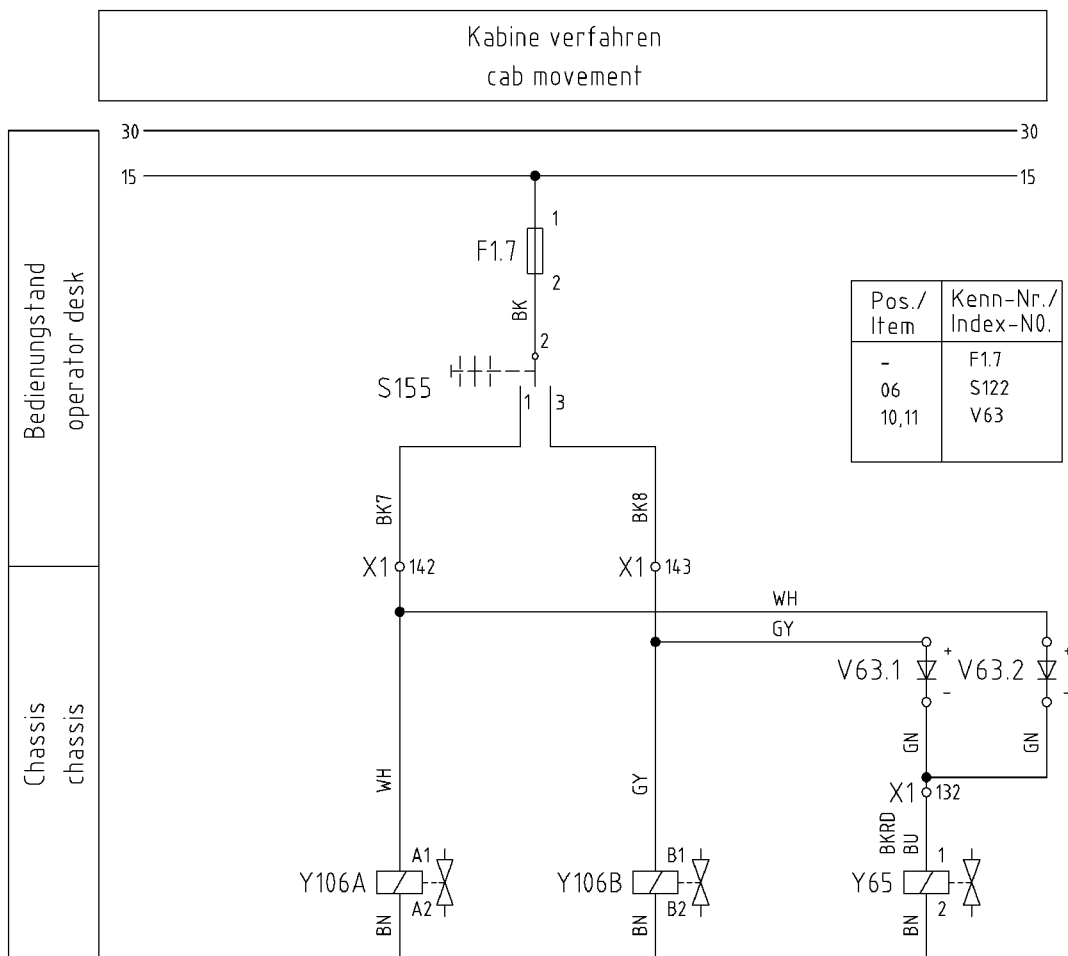
Plan gilt f. Masch.: F121W / F161W / F121C / F141C / F181C, kenn. Bosch
Diagram for mach.: F121W / F161W / F121C / F141C / F181C, conv. Bosch

654109201

Pos. Item	Best.-Nr. Part No.	Anz. Qty.	Beschreibung Description	Bemerkung Note
	654109200		Hopper with front flap	
1	654109201	1	Circuit diagram	
9	977532030	2	Toggle switch	
12	977737534	1	Time-lag relay	
13	977729010	1	Relay socket	
15	977730412	2	Micro relay	
16	977729013	2	Relay socket	
19	978013748	9	Diode	
20	977425192	7	Basic clamp	

Hopper Electric

654-09855



- (1) ws - white WH
- (2) br - brown BN
- (3) gn - green GN
- (4) ge - yellow YE
- (5) gr - grey GY
- (6) rs - pink PK
- (7) bl - blue BU
- (8) rt - red RD
- (9) sw - black BK
- (10) vi - violet VT

unbemaßte Kabel 1 ... 1,5 \varnothing
 undimensioned cable 1 ... 1,5 \varnothing

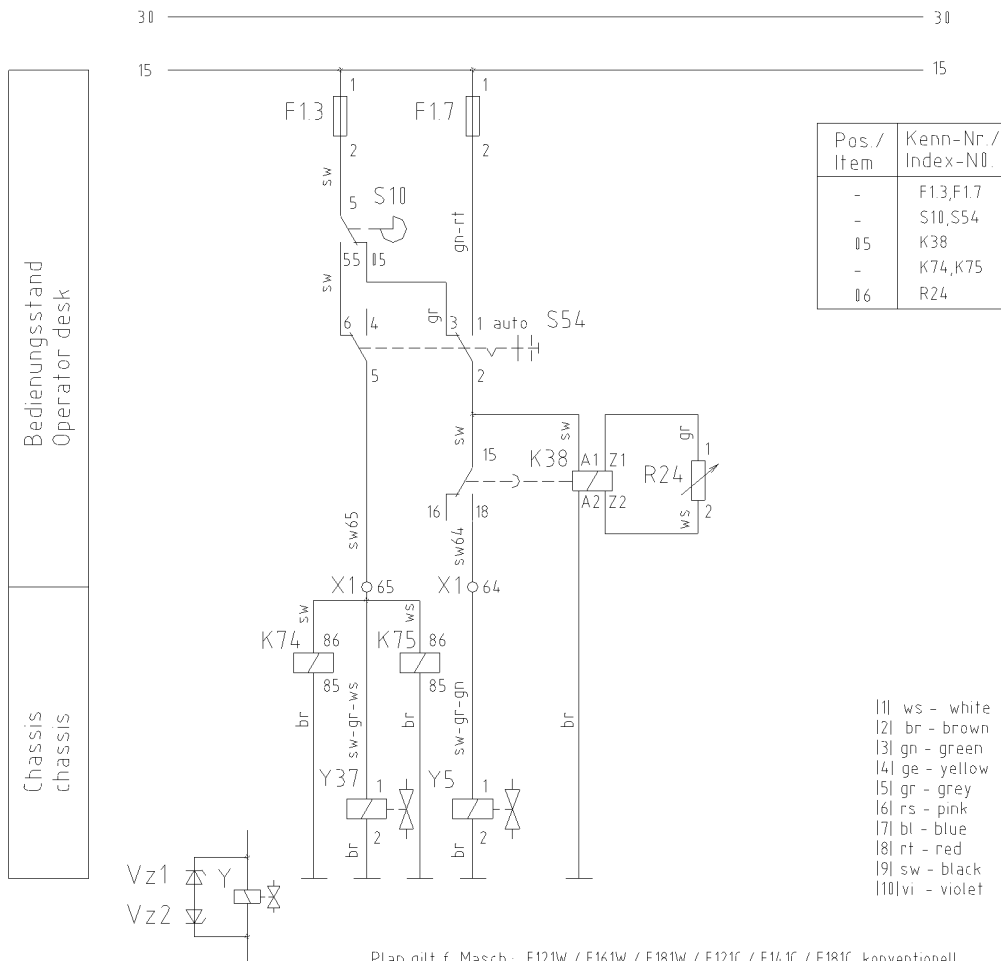
└─ gemeinsamer Masseanschluß auf Klemmleiste
 common ground at terminal board

Plan gilt f. Masch.: Fertiger COM2, konv, Bosch-Block
 Diagram for mach.: Paver COM2, conv., Bosch block

654109401

Pos. Item	Best.-Nr. Part No.	Anz. Qty.	Beschreibung Description	Bemerkung Note
	654109400		Cab movement	
1	654109401	1	Circuit diagram	
6	977532018	1	Toggle switch	
8	990000963	1	Label	
10	977425192	2	Basic clamp	
11	978013748	2	Diode	
			—	13.03.2007
Cab movement				654-09863

Bohlenstopp
Screed stop



alle Ventile mit Freilaufdiode
all valves with recovery diode

unbemaßte Kabel 1 ... 1,5 Ø
undimensioned cable 1 ... 1,5 Ø

Plan gilt f. Masch: F121W / F161W / F181W / F121C / F141C / F181C, konventionell
Diagram for mach: F121W / F161W / F181W / F121C / F141C / F181C, conventional

654109601

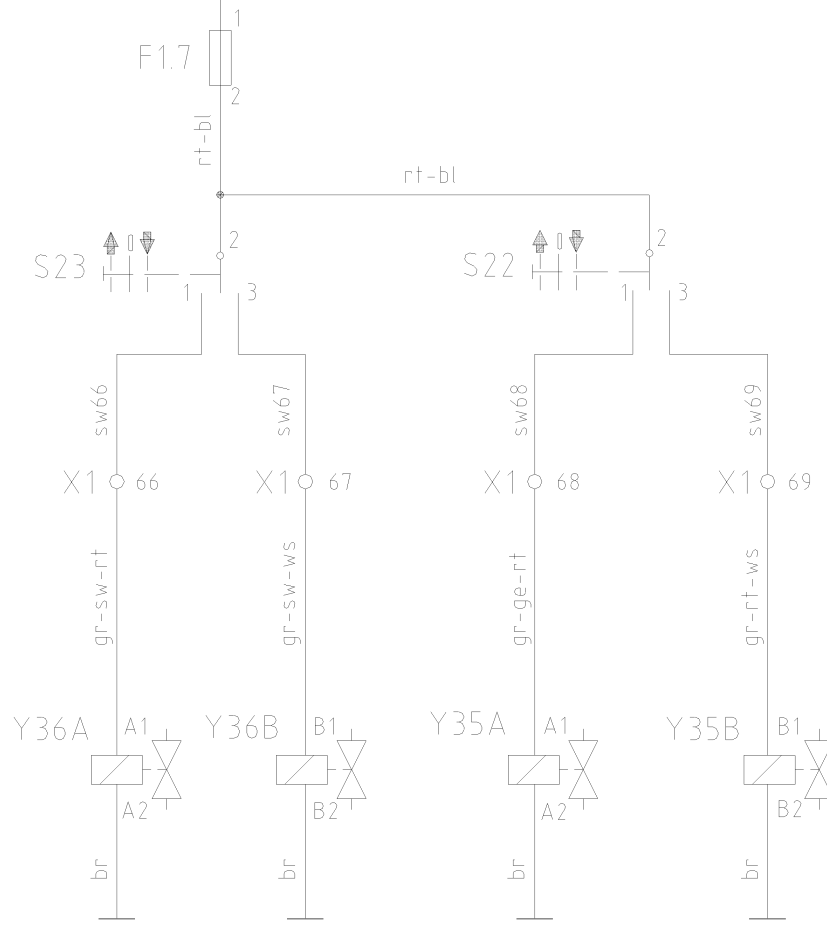
Pos. Item	Best.-Nr. Part No.	Anz. Qty.	Beschreibung Description	Bemerkung Note
	654109600		Screed stop, start delay	Option
1	654109601	1	Circuit diagram	
5	977737524	1	Timer, start delay	
6	977187050	1	Potentiometer, compl.	
Screed stop, start delay				654-09595

links left	Schnecke heben/senken Auger raise/lower	rechts right
---------------	--	-----------------

30 ————— 30
15 ————— 15

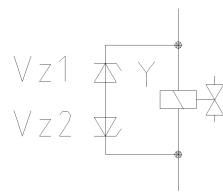
Bedienungsstand
Operator desk

Chassis
Chassis



Pos./Item	Kenn-Nr./Index-No.
06	F1.7
07	S22, S23

- 1| ws - white
- 2| br - brown
- 3| gn - green
- 4| ge - yellow
- 5| gr - grey
- 6| rs - pink
- 7| bl - blue
- 8| rt - red
- 9| sw - black
- 10| vi - violet



alle Ventile mit Freilaufdiode
all valves with recovery diode

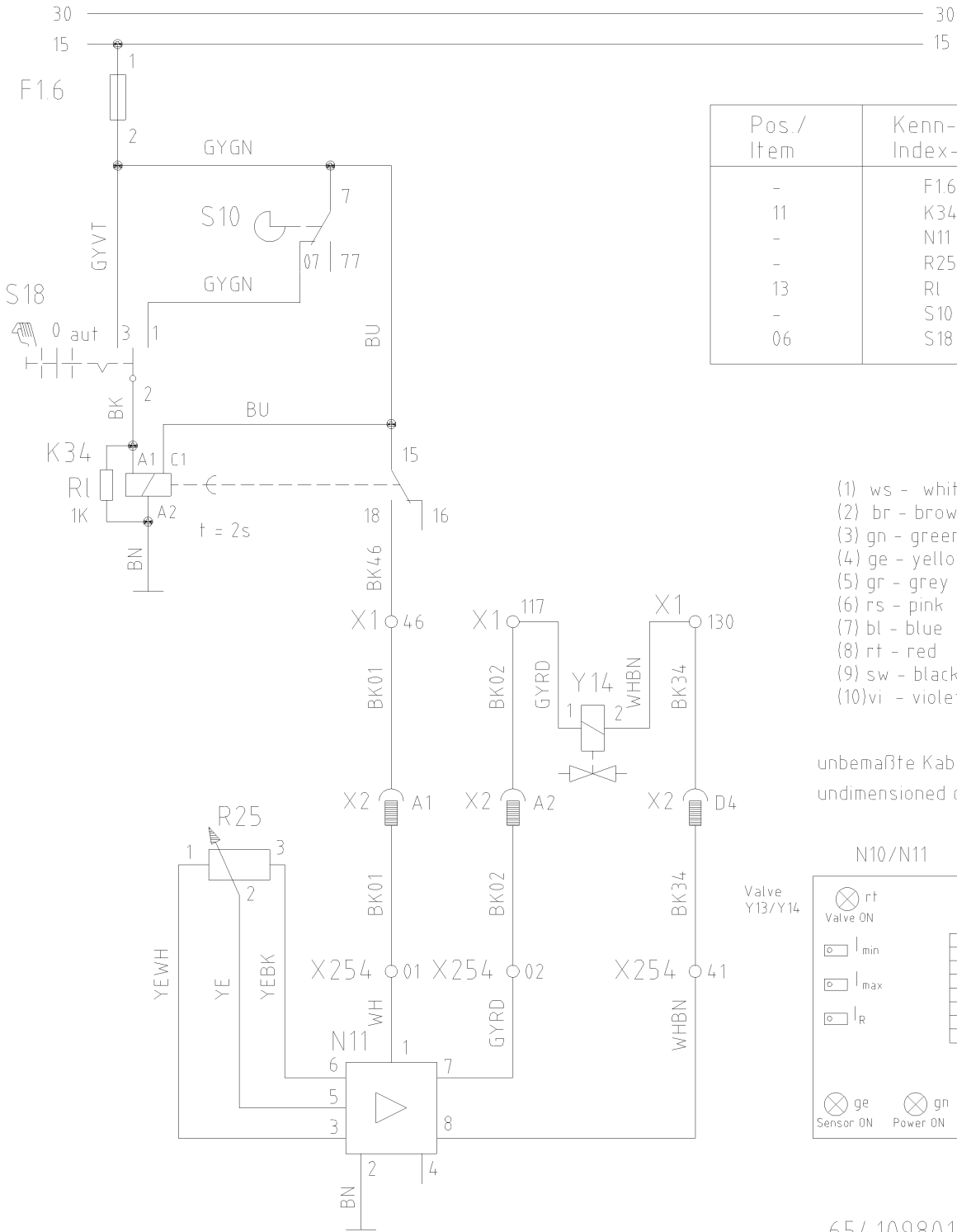
unbemaßte Kabel 1 ... 1,5 Ø
undimensioned cable 1 ... 1,5 Ø

Plan gilt f. Masch: F121W / F161W / F121C / F141C / F181C, konventionell
Diagram for mach: F121W / F161W / F121C / F141C / F181C, conventional

654109701

Pos. Item	Best.-Nr. Part No.	Anz. Qty.	Beschreibung Description	Bemerkung Note
	654109700		Auger, hight adjustable	
1	654109701	1	Circuit diagram	
6		1	Fuse see engine	Gr. 9
7	977532018	2	Toggle switch	
Electric plant, Auger vertical adjustable				654-09580

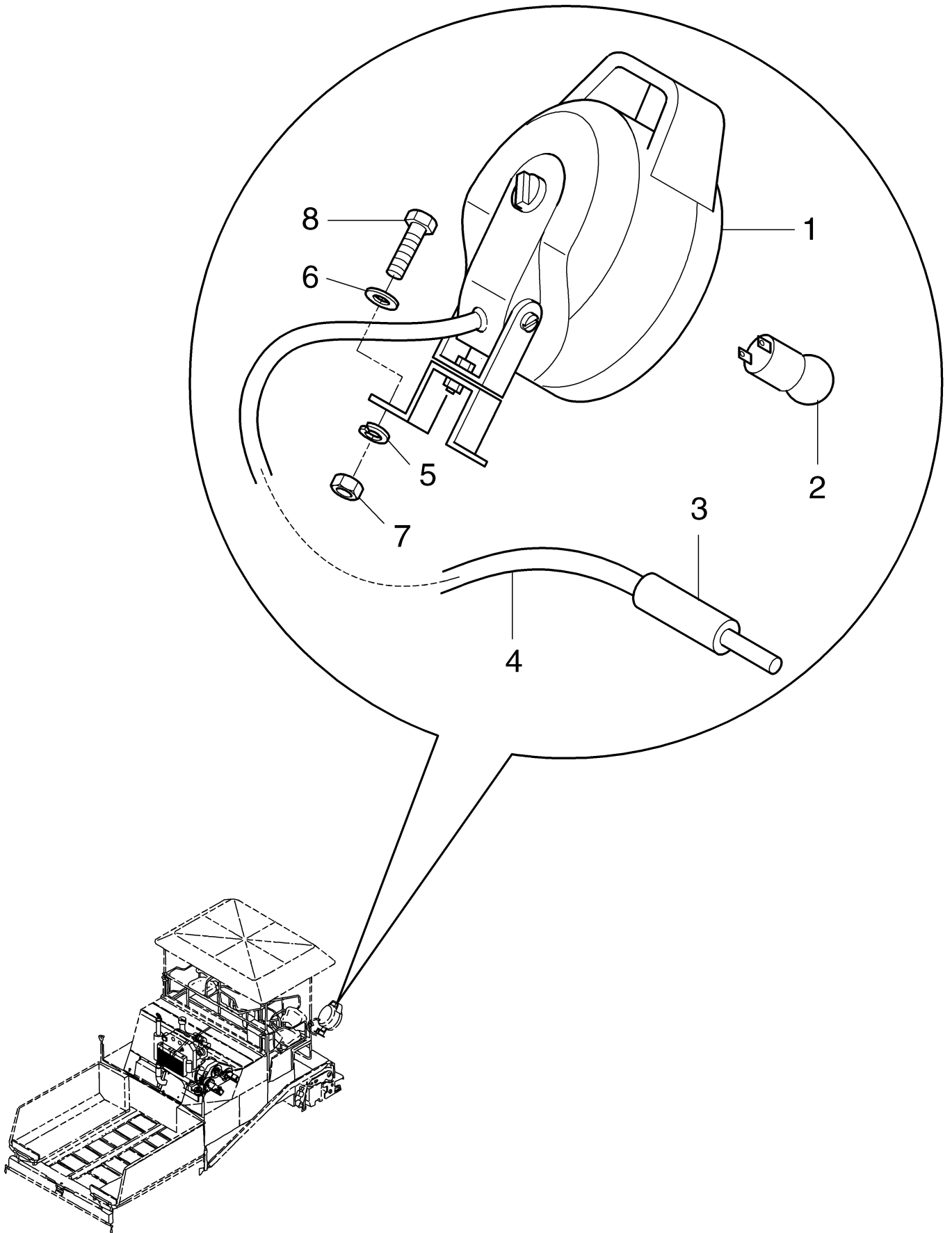
Nachlauf delay	Sollwert set value	Stampfer tamper
-------------------	-----------------------	--------------------



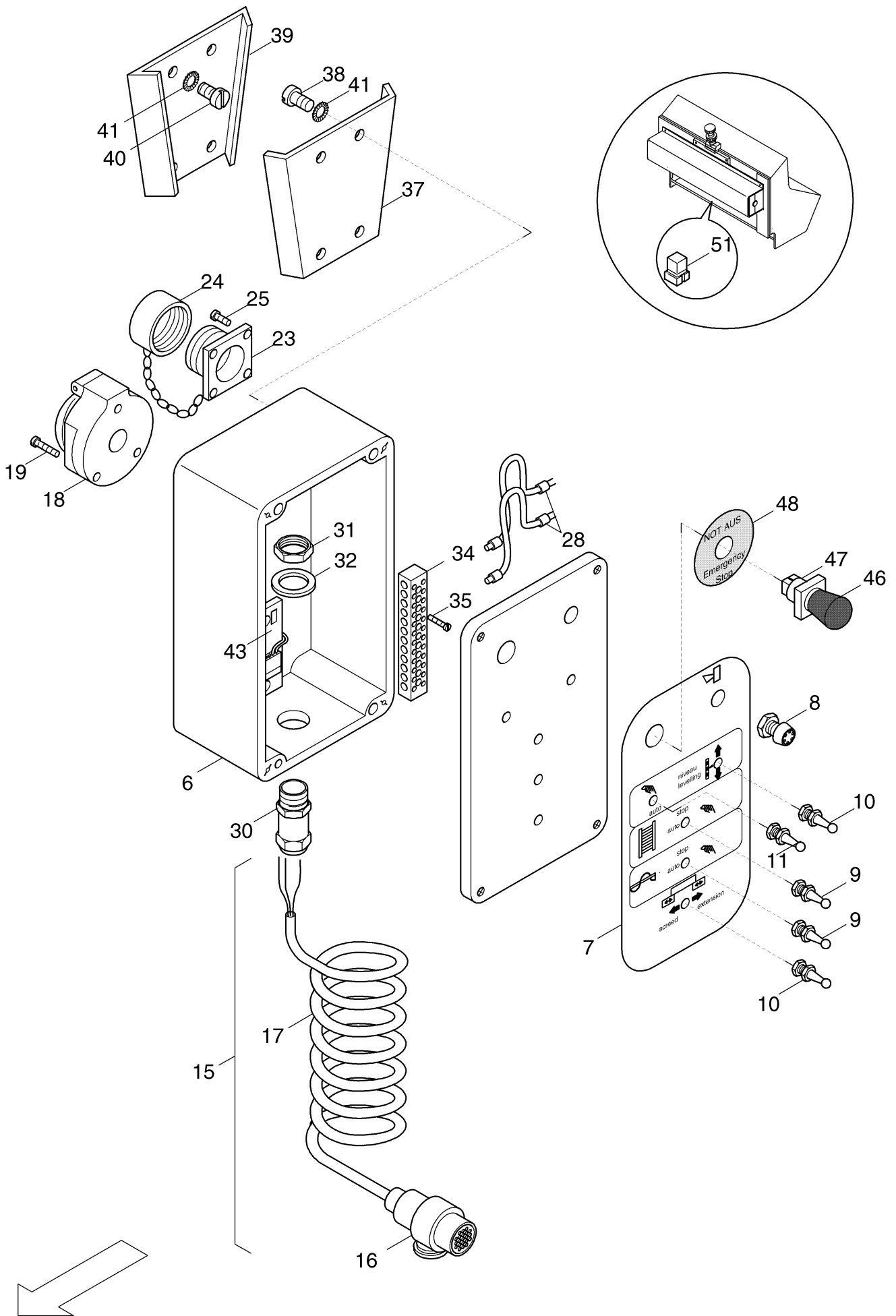
Plan gilt f. Masch.: Radfertiger, konv.
 Diagram for mach.: wheel paver, conv.

Pos. Item	Best.-Nr. Part No.	Anz. Qty.	Beschreibung Description	Bemerkung Note
	654109800	1	Tamper with hunting	
1	654109801	1	Circuit diagram	
2	977532019	1	Toggle switch	
3	977737512	1	Timer relay	
4	977180612	1	Resistor	
Tamper with hunting				654-13750

Pos. Item	Best.-Nr. Part No.	Anz. Qty.	Beschreibung Description	Bemerkung Note
1	754-09600	2	Add. lights	
2	814-13585	2	Remote control	
Grp. 09-1, options electric equipment				

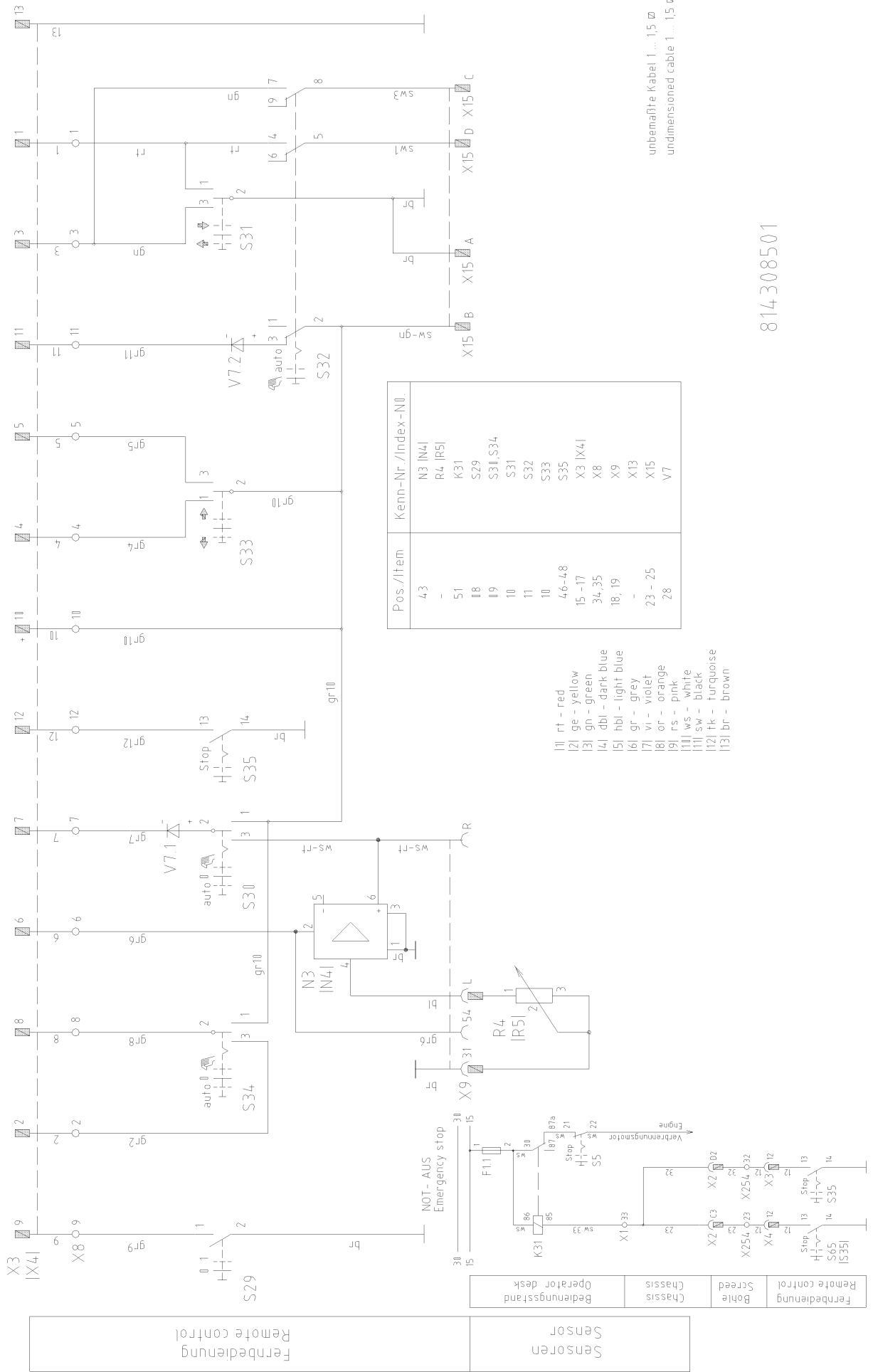


Pos. Item	Best.-Nr. Part No.	Anz. Qty.	Beschreibung Description	Bemerkung Note
	754109900		Add. lights	
1	977900004	1	Working lamp	
*2	977335112	1	Bulb	
3	977475020	1	Plug, 2 pin	
4	977364002	1	Cable	
5	49900161	4	Screw retention	
6	600006	4	Washer	
7	929233	4	Nut	
8	500021	4	Screw	
	*) Available as single part			
Add. lights				754-09600



814308501

Hupe Horn	Lattenrost Conveyor	Schnecke Auger	NOT - AUS Emergency stop	+24V	Bohle aus- u. einfahren Screed extension	Nivellierung Leveling	GND
--------------	------------------------	-------------------	-----------------------------	------	---	--------------------------	-----



unbemalte Kabel 1...15
undimensioned cable 1...15

Fernbedienung
Remote control

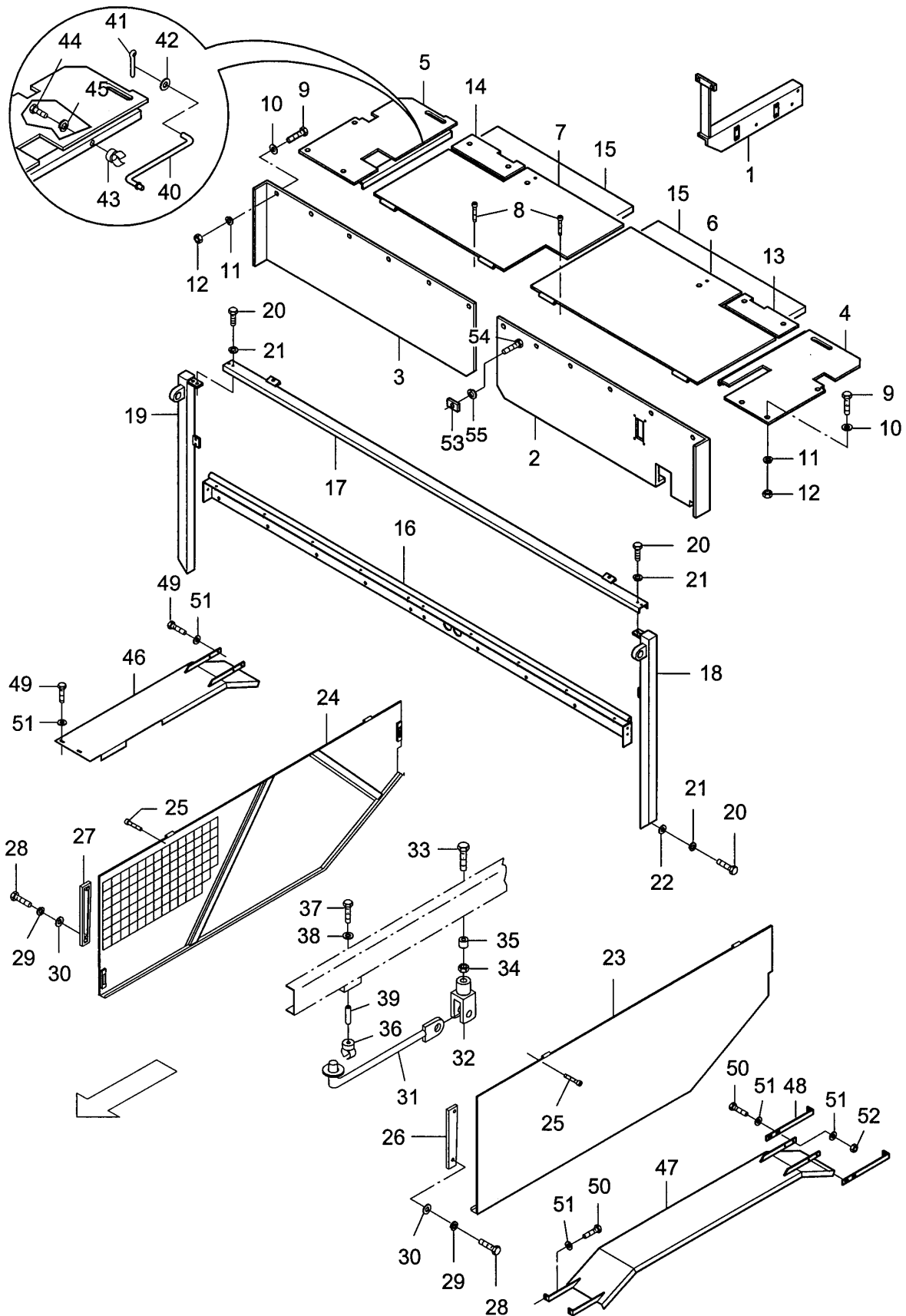
Sensoren
Sensor

Bedienungsstand Operator desk	Chassis	Bohle Screed	Fernbedienung Remote control
----------------------------------	---------	-----------------	---------------------------------

Pos. Item	Best.-Nr. Part No.	Anz. Qty.	Beschreibung Description	Bemerkung Note
	814308500		Remote control Horn,levelling,auger,screed,emergency stop Conveyor, auger adjustable pump, poti	
1	814308501	1	Circuit diagram	
6	814108806	1	Housing	
7	990000982	1	Label	
8	977514020	1	Press button switch	
9	977532019	2	Toggle switch	
10	977532018	2	Toggle switch	
11	977532092	1	Toggle switch	
15	977370100	1	Cable compl.	
*6	977475280	1	Plug	13 pin.
*7	977370113	1	Cable	
18	977465250	1	Socket	7 pos.
19	936750336	3	Cylinder screw	
23	977479300	1	Socket	
24	977480018	1	Cap with chain	
25	936750111	4	Screw	
28	978013748	2	Diode	
30	977415513	1	Cable screwing	
31	977416513	1	Nut	
32	977416453	1	Sealing washer	
34	977414362	1	Terminal board	
35	936750115	2	Screw	
37	847905903	1	Holder for housing	
38	533022	4	Screw	
39	847905904	1	Holder	
40	533024	4	Screw	
41	938900516	8	Washer	
43	978008004	1	Amplifier	
46	977580229	1	Emergency stop switch	
47	977580230	1	Contact	
48	956045501	1	Label	
51	977730406	1	Relay	
	*) Available as single part			
Remote control				814-13585

Pos. Item	Best.-Nr. Part No.	Anz. Qty.	Beschreibung Description	Bemerkung Note
	656110003		Platform, compl.	
1	656-10110	1	Cover plates	
2	656-10141	1	Tank hood, compl.	
3	866-10200	1	Dipstick, compl.	
4	656-10129	1	Engine hood, compl.	
5	656-10142	1	Acoustic board, compl.	
6	758-10113	1	Step	
			–	15.05.2007 TH

Grp. 10, Operator platform



Pos. Item	Best.-Nr. Part No.	Anz. Qty.	Beschreibung Description	Bemerkung Note
1	754110501	1	Support	
2	754110510	1	Covering plate, left	
3	754110515	1	Covering plate, right	
4	754110520	1	Cover plate, left	
5	754110528	1	Cover plate, right	
6	754110535	1	Cover flap, left	
_01	930579800	1	_Lock	
__01	956114040	1	__Punch key	
_02	938366595	2	_Screw	
_03	939570511	2	_Washer	
_04	938500054	2	_Safety nut	
7	654110545	1	Cover flap, right	
_01	930579800	1	_Lock	
__01	956114040	1	__Punch key	
_02	938366595	2	_Screw	
_03	939570511	2	_Washer	
_04	938500054	2	_Safety nut	
8	508002	2	Cylinder screw	
9	938167708	20	Hex. screw	
10	600008	20	Washer	
11	49900025	20	Screw retention	
12	928847	10	Hex. nut	
13	754110577	1	Cover plate, left	
14	754110579	1	Cover plate, right	
15		X	Acoustic board	
16	654113001	1	Guide rail	
17	866111625	1	Connection bar	
18	654113015	1	Mounting tube, left	
19	654113025	1	Mounting tube, right	
20	500193	8	Hex. screw	
21	49900032	8	Screw retention	
22	939570518	2	Washer	
23	656113201	1	Side flap, front left	
24	656113213	1	Side flap, front right	
25	508001	4	Cylinder screw	
26	654113265	1	Side plate, left	
27	654113272	1	Side plate, right	
28	500029	4	Screw	
29	49900025	4	Screw retention	
30	600008	4	Washer	
31	712111702	2	Rod	
32	416404	2	Fork head with ES-bolt	
33	500240	2	Screw	
34	928847	2	Hex. nut	
35	654111739	2	Tube	
36	953509712	4	Clip	

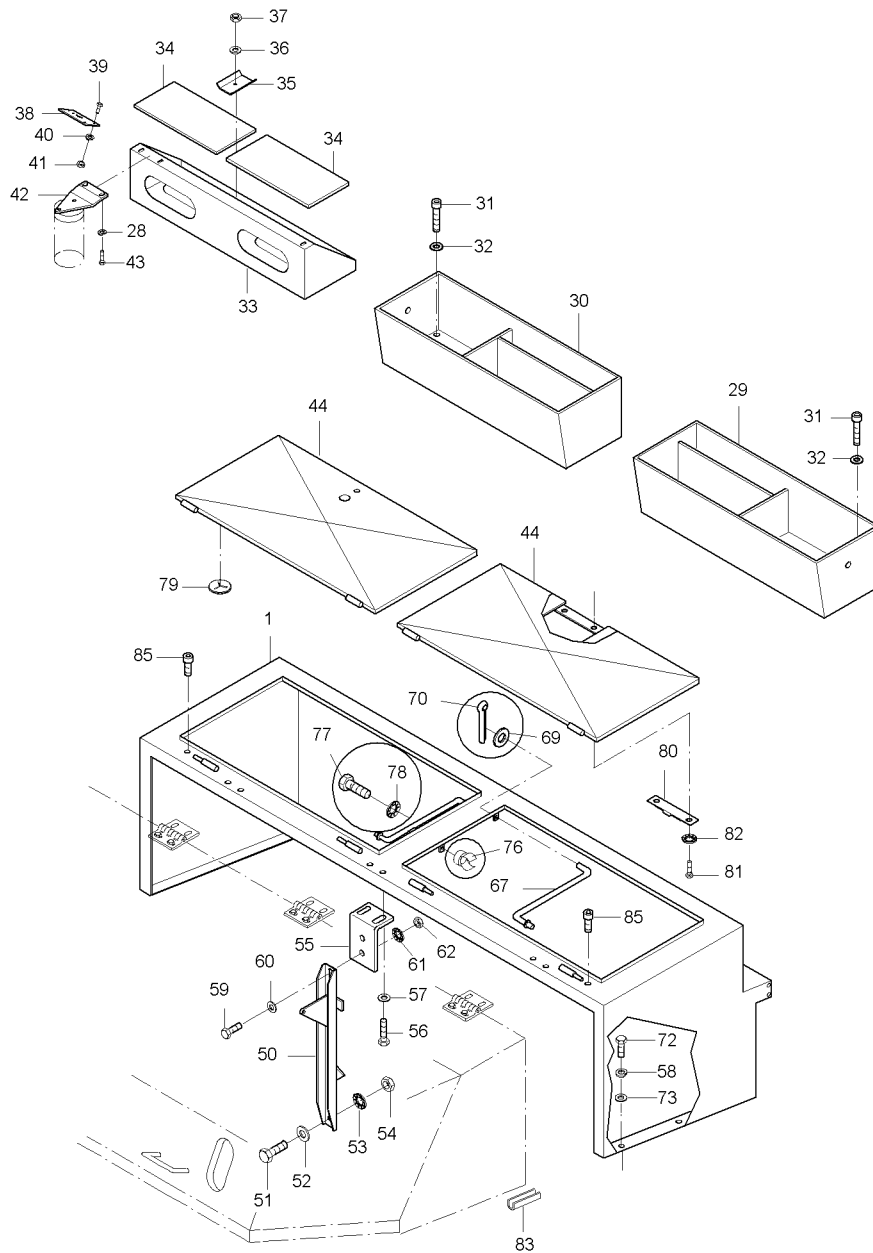
Cover plates

656-10110

Pos. Item	Best.-Nr. Part No.	Anz. Qty.	Beschreibung Description	Bemerkung Note
37	938165556	2	Hex. screw	
38	49900080	2	Screw retention	
39	654111741	2	Tube	
40	866110660	2	Safety rod for hood	
41	600009	2	Washer	
42	936790490	2	Split pin	
43	953509712	2	Clip	
44	500013	2	Hex. screw	
45	49900080	2	Screw retention	
46	756111302	1	Cover plate, right	
47	756111208	1	Cover plate, left	
48	756111215	2	Holder	
49	500021	8	Screw	
50	500053	6	Screw	
51	939570514	22	Washer	
52	929233	8	Nut	
53	866110570	1	Clamping piece	
54	500043	1	Hex. screw	
55	49900025	1	Screw retention	

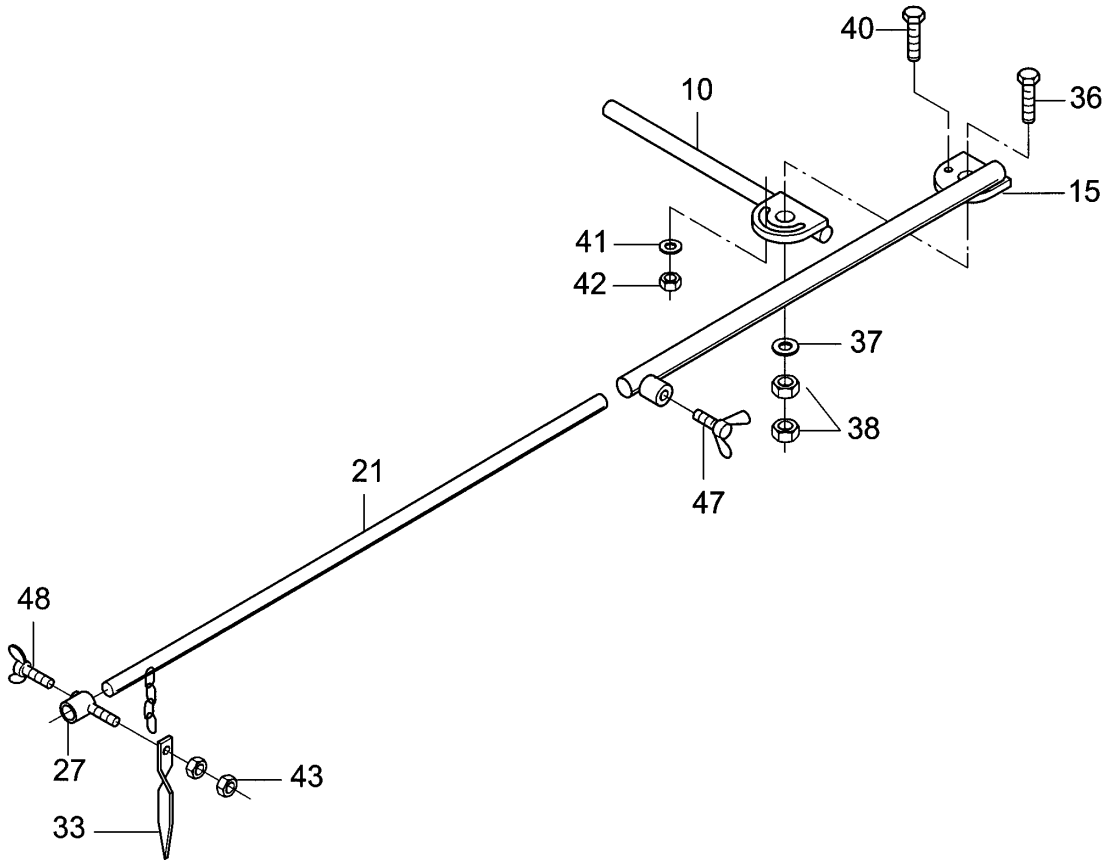
Cover plates

656-10110

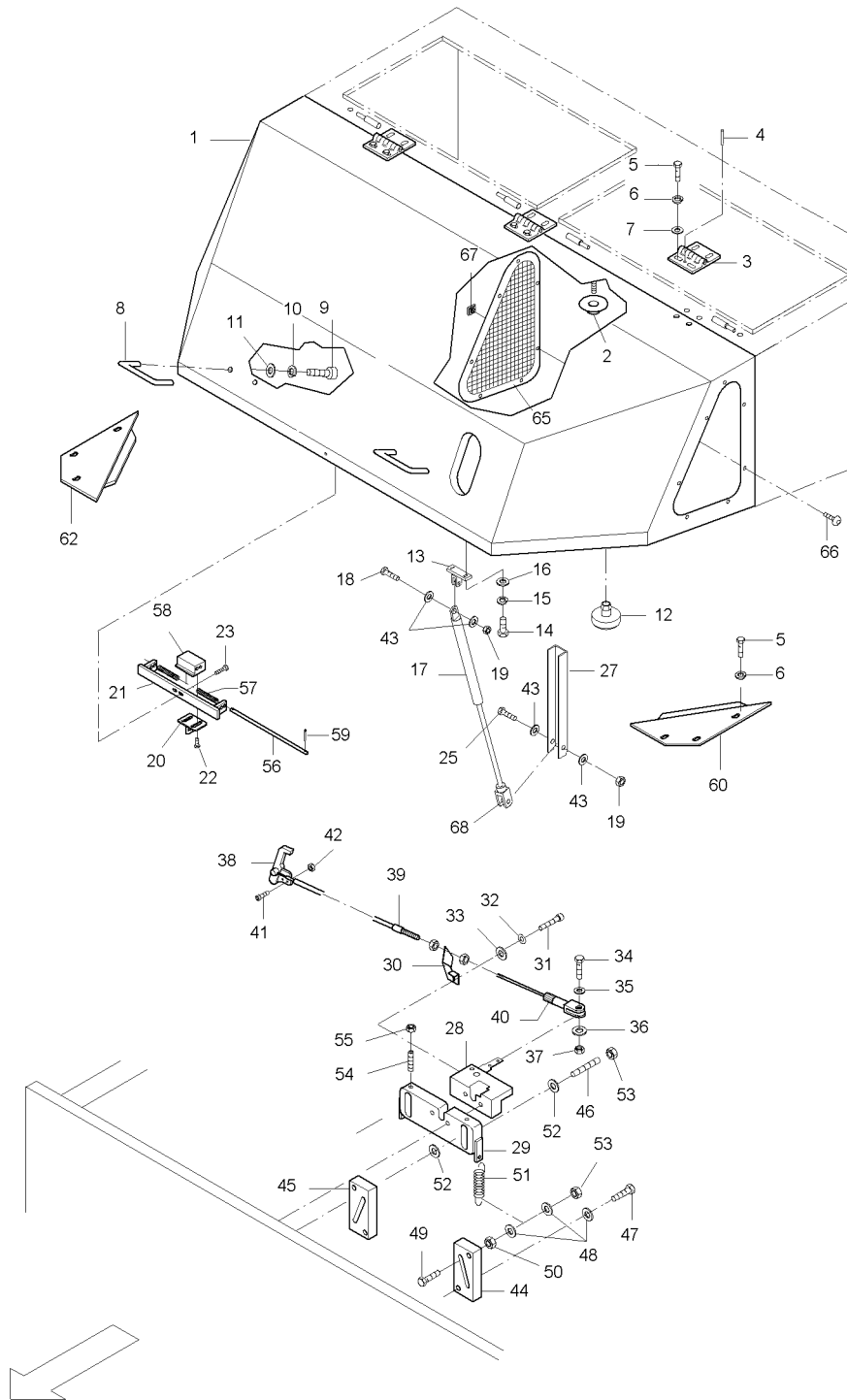


Pos. Item	Best.-Nr. Part No.	Anz. Qty.	Beschreibung Description	Bemerkung Note
	656114300		Tank hood, compl.	
	656111400		Tool box, compl.	
	654111700		Mounting parts	
1	656114301	1	Hood	
28	49900161	3	Screw retention	
29	866110631	1	Tool box left	
30	866110630	1	Tool box right	
31	508029	8	Screw	
32	49900025	8	Screw retention	
33	654111701	1	Batterie support	
34	930121159	2	Wooden plate	
35	654111715	1	Clamping plate	
36	600006	1	Washer	
37	938481008	1	Nut	
38	712111733	1	Holder	
39	500021	2	Screw	
40	49900161	2	Screw retention	
41	929233	2	Nut	
42	712111728	1	Holder for oil filter	
43	500021	3	Screw	
44	656114244	2	Cover	
45	49900161	3	Screw retention	
50	656114350	1	Support	
51	500093	1	Screw	
52	600011	1	Washer	
53	49900008	1	Screw retention	
54	570008	1	Hex. nut	
55	722114258	1	L-profile	
56	500029	2	Screw	
57	600008	2	Washer	
58	49900025	6	Screw retention	
59	500193	1	Hex. screw	
60	600009	1	Washer	
61	49900032	1	Screw retention	
62	570007	1	Hex. nut	
67	866110665	2	Safety rod for hood	
69	600009	2	Washer	
70	936790490	2	Split pin	
72	500029	6	Screw	
73	600008	6	Washer	
76	953509712	2	Clip	
77	500013	2	Hex. screw	
78	49900080	4	Screw retention	
79	930141008	10	Clips for mount	
80	930579800	2	Lock	
_01	956114040	1	_Punch key	
Tank hood, compl.			656-10141	

Pos. Item	Best.-Nr. Part No.	Anz. Qty.	Beschreibung Description	Bemerkung Note
81	500004	4	Hex. screw	
82	49900144	4	Screw retention	
83	930280159	1	Protection	x m
85	508001	2	Cylinder screw	
			–	12.07.2007 TH
Tank hood, compl.				656-10141

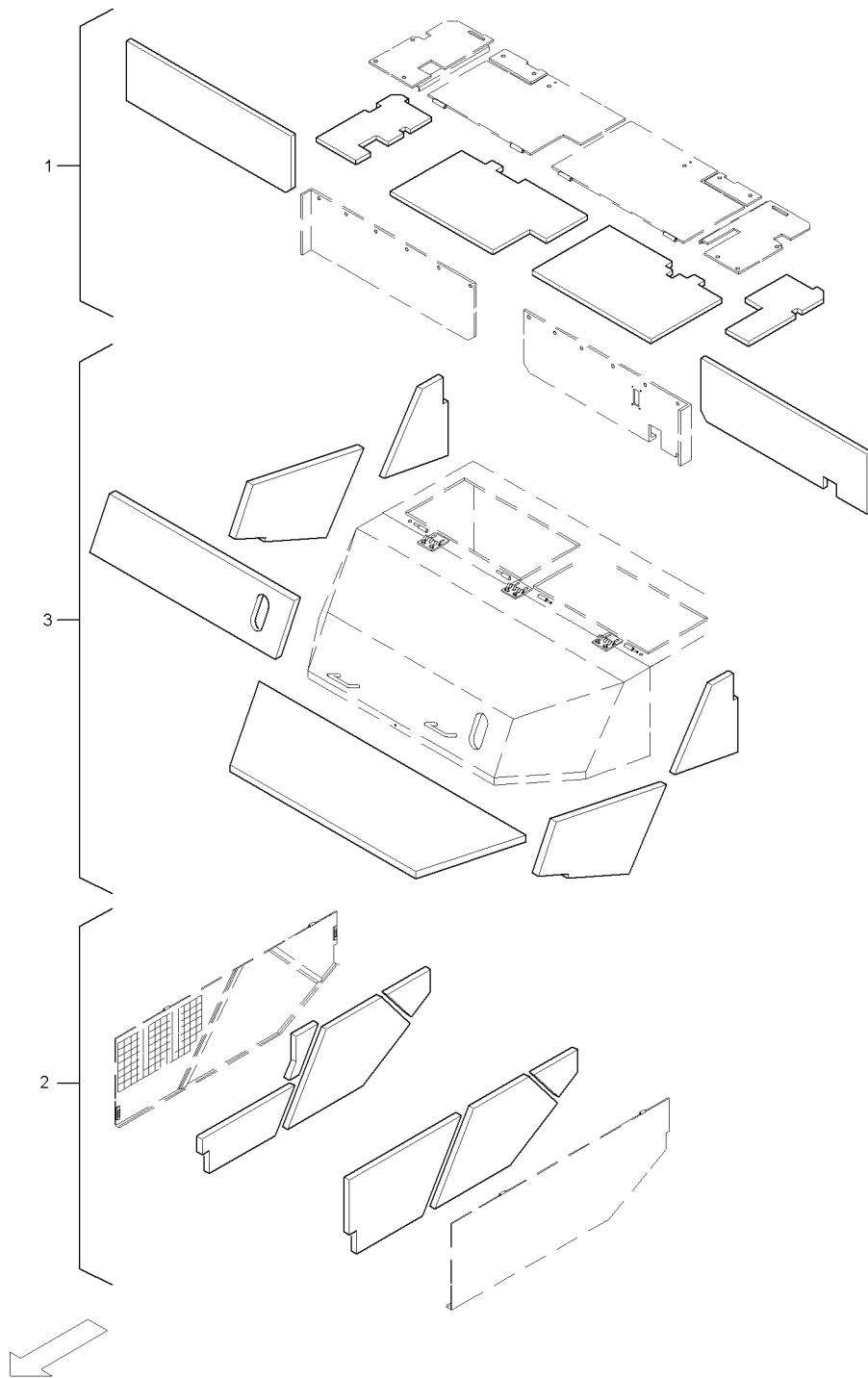


Pos. Item	Best.-Nr. Part No.	Anz. Qty.	Beschreibung Description	Bemerkung Note
10	866901710	1	Tube piece	
15	866901715	1	Tube piece	
21	866901721	1	Draw tube with chain	
27	866901727	1	Tube piece for pointer	
33	866901733	1	Indicator	
36	938111721	1	Hex. screw	
37	600011	1	Washer	
38	938190520	2	Nut	
40	938111500	1	Hex. screw	
41	600009	1	Washer	
42	938190518	1	Nut	
43	928847	2	Hex. nut	
47	937032652	1	Wing screw	
48	937032601	1	Screw	
Dipstick, compl.				866-10200

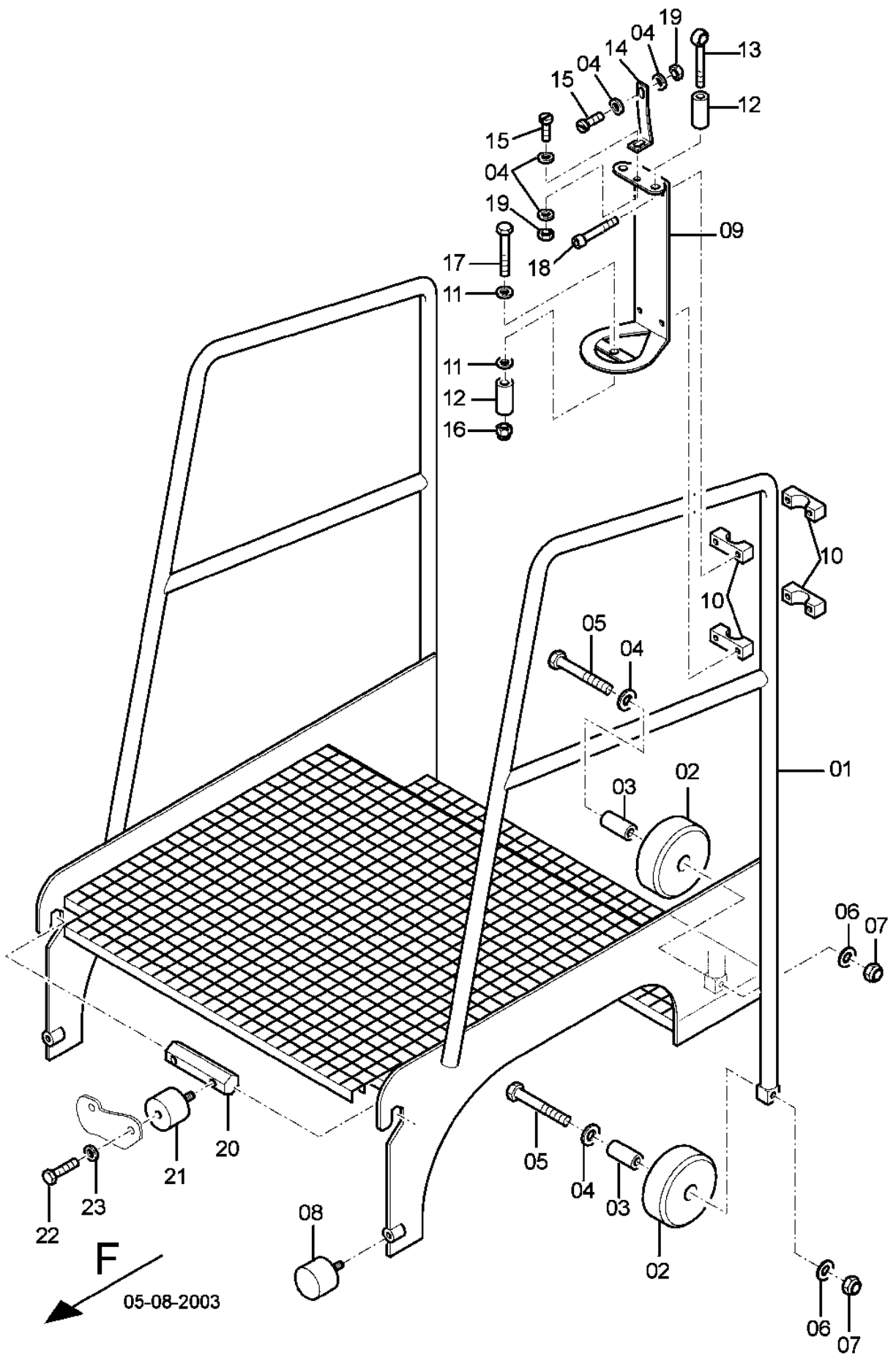


Pos. Item	Best.-Nr. Part No.	Anz. Qty.	Beschreibung Description	Bemerkung Note
	656112800		Engine hood	
1	656112801	1	Engine hood	
2	930141008	39	Clips for mount	
3	722112922	3	Hinge	
4	931500910	3	Clamping pin	
5	500028	13	Screw	
6	49900161	4	Screw retention	
7	939570516	12	Washer	
8	930136780	2	Bow type handle	
9	508084	4	Screw	
10	49900032	4	Screw retention	
11	939570518	4	Washer	
12	903645580	4	Buffer	
13	712112936	1	Gas spring holder	
14	500018	2	Screw	
15	49900161	2	Screw retention	
16	939570514	2	Washer	
17	930220838	1	Gas spring	
18	500234	1	Screw	
19	938480509	2	Hex. nut	
20	712112985	1	Striker plate	
21	712112976	1	Support	
22	500019	2	Screw	
23	500021	2	Screw	
25	500240	1	Screw	
27	654112938	1	Safety profile	
28	930450723	1	Rotary truck lock	
29	722114389	1	Carrier plate	
30	722114397	1	Holder	
31	508056	4	Screw	
32	600006	4	Washer	
33	49900025	4	Screw retention	
34	500012	1	Screw	
35	600004	1	Washer	
36	939570511	1	Washer	
37	938481006	1	Nut	
38	930232333	1	Bow type handle	
39	722112979	1	Cable control	
40	934803324	1	Fork head	
41	508012	2	Cylinder screw	
42	570005	2	Nut	
43	600008	6	Washer	
44	722114393	1	Block, left	
45	722114394	1	Block, right	
46	938270336	2	Threaded pin	
47	500240	4	Screw	
Engine hood, compl.				656-10129

Pos. Item	Best.-Nr. Part No.	Anz. Qty.	Beschreibung Description	Bemerkung Note
48	600008	6	Washer	
49	938165715	2	Screw	
50	570006	2	Hex. nut	
51	930577853	2	Tension spring	
52	939570516	4	Washer	
53	938481009	4	Nut	
54	937944550	2	Stud bolt screw	
55	570005	2	Nut	
56	712112979	2	Round steel	
57	930177052	4	Pressure spring	
58	712112980	1	Sliding part	
59	936790438	4	Split pin	
60	656112806	1	Corner plate, left	
62	656112809	1	Corner plate, right	
65	656112805	1	Perforated plate	
66	939142307	7	Screw	
67	939756135	7	Nut	
68	934804520	1	Fork head	
			–	12.07.2007 TH
Engine hood, compl.				656-10129

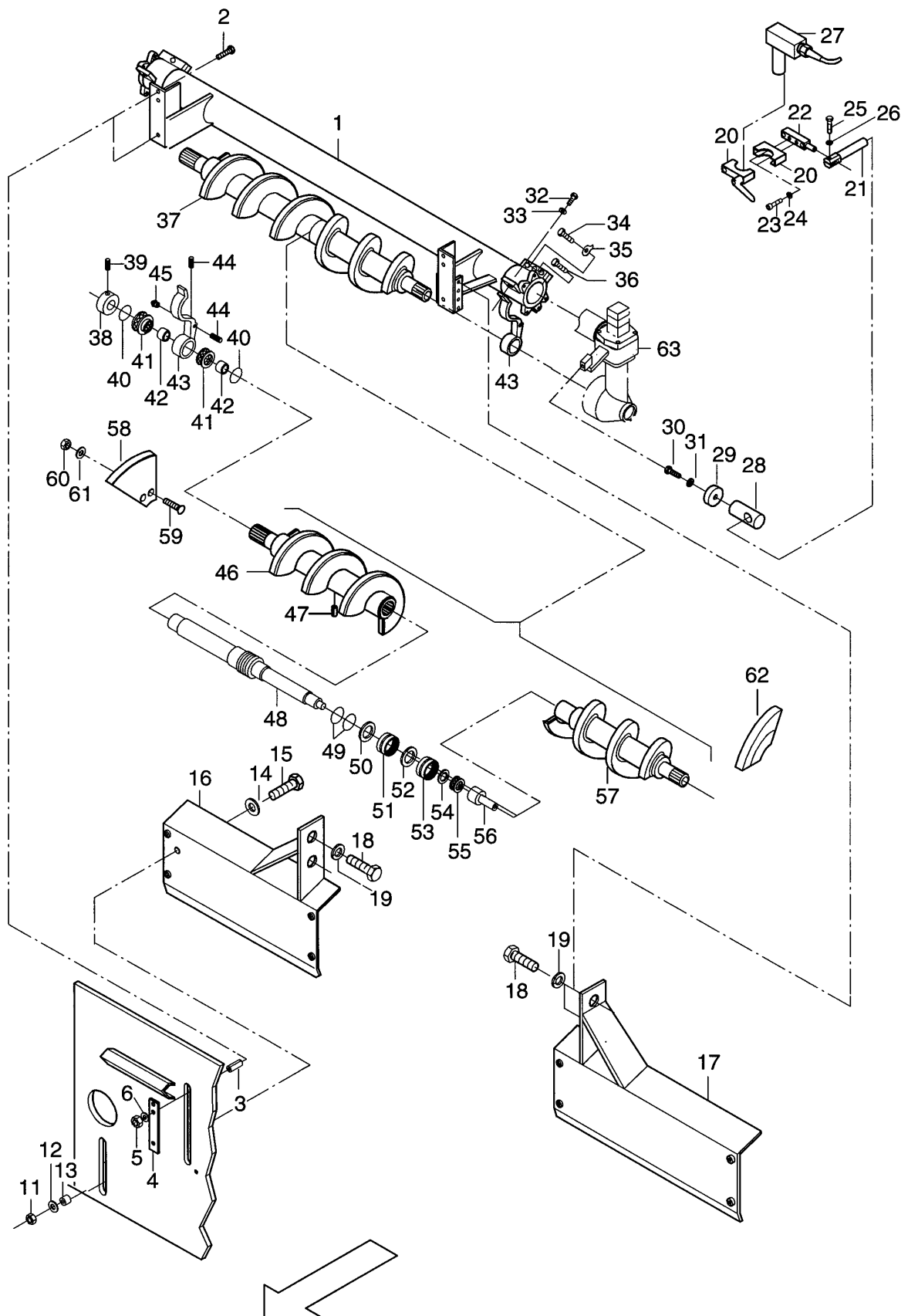


Pos. Item	Best.-Nr. Part No.	Anz. Qty.	Beschreibung Description	Bemerkung Note
	656114050		Acoustic board, compl.	
1	656114001	1	Acoustic board for foot room	
2	656114020	1	Acoustic board for side plates	
3	656114051	1	Insulation board for hood	
			–	25.07.2007 TH
Acoustic board, compl.				656-10142



Pos. Item	Best.-Nr. Part No.	Anz. Qty.	Beschreibung Description	Bemerkung Note
	115594900		Ascent assy	
1	115595000	1	Step	
2	30014772	2	Roller head	
3	31200592	2	Tube	
4	49900153	6	Washer	
5	49900852	2	Screw	
6	49901108	4	Washer	
7	49900157	2	Nut	
8	38000339	2	Rubber buffer	
9	20007924	1	Holder	
10	49302749	2	Clamp, 2 halves	
11	49901583	2	Washer	
12	31200366	2	Tube	
13	49901746	1	Screw	
14	30013566	1	Angle	
15	49901694	2	Screw	
16	49900220	2	Nut	
17	49900584	1	Screw	
18	49900436	4	Screw	
19	49900157	2	Nut	
20	30013644	2	Holder	
21	49302614	4	Rubber buffer	
22	49901553	4	Hex. screw	
23	49901583	4	Washer	
Step				758-10113

Pos. Item	Best.-Nr. Part No.	Anz. Qty.	Beschreibung Description	Bemerkung Note
			380 mm	
1	756-11110	1	Auger	
2	756-11121	1	Extension mounts	
3	756-11130A	1	Auger drive	
4	754-11150	1	Grease pipelines	
5	756-11160	1	Material guide from 7 m	
6	756-11161	1	Material guide from 8 m	
#7	754-11201	1	Sonic sensor support	
8	635-11200	1	Limit Switch Potentiometer	
	#)		Alternatively delivery - substitution for	
Grp. 11, Auger				



Pos. Item	Best.-Nr. Part No.	Anz. Qty.	Beschreibung Description	Bemerkung Note
1	756180900	1	Distributor support	
2	500156	4	Hex. screw	
3	931507809	4	Clamping sleeve	
4	756180037	2	Packing plate	
5	937180517	4	Nut	
6	600014	4	Washer	
11	938480012	2	Hex. nut	
12	939130018	2	Washer	
13	756183016	2	Distance bushing	
14	939570522	2	Washer	
15	938165873	4	Hex. screw	
16	756183001	1	Guide plate, right	
17	756183010	1	Guide plate, left	
18	500057	4	Screw	
19	49900008	4	Screw retention	
20	900650645	2	Tube holder	
21	772189412	2	Clamp holder	
22	772189411	2	Console for sensor holder	
23	508001	4	Cylinder screw	
24	947886	4	Spring washer	
25	500021	2	Screw	
26	600006	2	Washer	
27		2	Sonic sensor see gr. 09, electric	
28	880180062	2	Clamping piece	
29	880180063	2	Lower washer	
30	500028	2	Screw	
31	600008	2	Washer	
32	938111721	4	Hex. screw	
33	600011	4	Washer	
34	938151084	4	Hex. screw	
35	936780017	4	Safety plate	
36	938165873	2	Hex. screw	
37	756181600	1	Auger, 380 mm	
38	880180708	2	Abutment	
39	937976545	2	Threaded pin	
40	932211701	4	O-ring	
41	935183934	4	Needle-axial ball bearing	
42	935128427	4	Inner-ring	
43	880180772	2	Support bearing	
44	937860060	4	Plug screw	
45	935511210	3	Grease nipple	
46	756181643	1	Auger right	
47	938690604	1	Groove pin	
48	880180749	1	Shaft	
49	932211691	2	O-ring	
50	880180754	1	Ring	

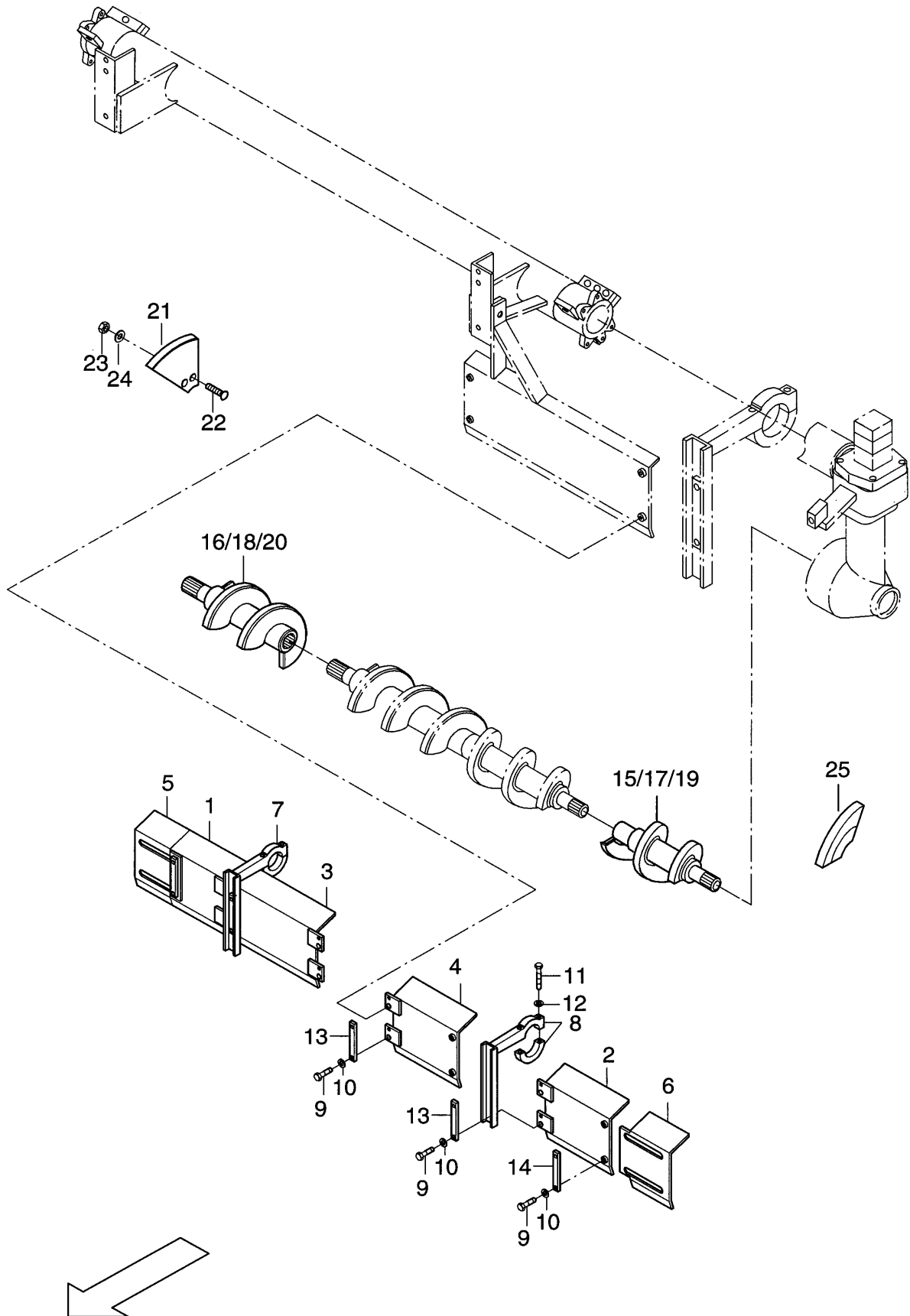
Auger

756-11110

Pos. Item	Best.-Nr. Part No.	Anz. Qty.	Beschreibung Description	Bemerkung Note
51	935194413	1	Needle bearing	
52	880180768	1	Ring	
53	935194411	1	Needle bearing	
54	932100729	X	Shim	0,1
	932100730	X	Shim	0,2
	932100732	X	Shim	0,3
55	935022420	1	Axial grooved ball bearing	
56	880180750	1	Bearing bushing	
57	756181636	1	Auger, left	
58	756182711	X	Wear part, left	
59	937634274	X	Countersunk screw	
60	928847	X	Hex. nut	
61	49900025	X	Screw retention	
62	756182811	X	Wear part, right	
63			See auger drive	

Auger

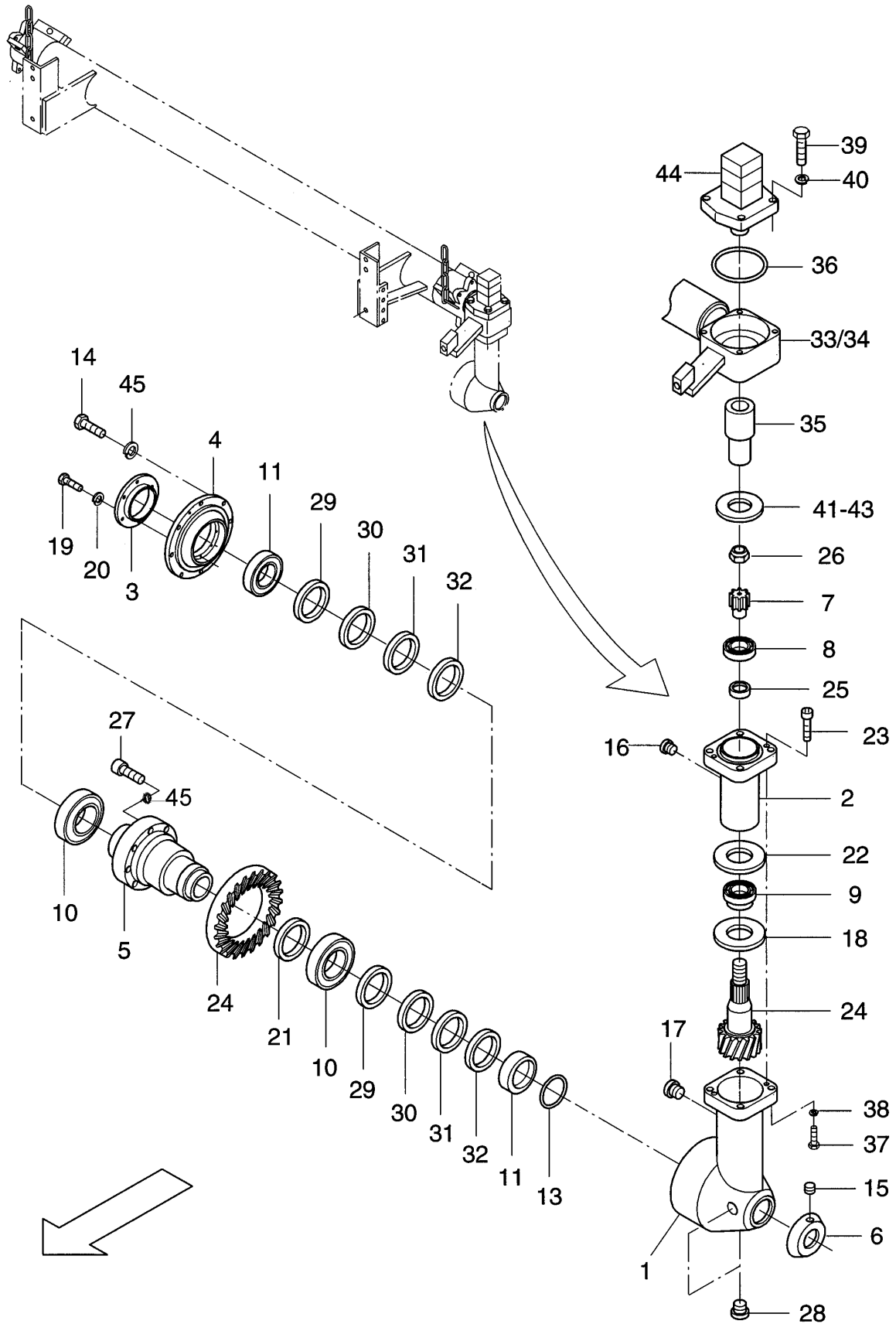
756-11110



Pos. Item	Best.-Nr. Part No.	Anz. Qty.	Beschreibung Description	Bemerkung Note
1	880183001	1	Guide plate, compl. right	
2	880183017	1	Guide plate, compl. left	
3	880183009	1	Guide plate, compl. right	
4	880183025	1	Guide plate, compl. left	
5	880183062	1	Guide plate, right	
6	880183063	1	Guide plate, left	
7	756184113	1	Support, right compl.	
8	756184119	1	Support, left compl.	
9	500194	12	Screw	
10	49900032	12	Screw retention	
11	938111734	4	Hex. screw	
12	49900008	4	Screw retention	
13	880183049	4	Packing plate	
14	880183066	2	Clamping piece	
15	756181900	X	Auger, left compl.	290 mm
16	756182000	X	Auger, right compl.	290 mm
17	756182100	X	Auger, left compl.	434 mm
18	756182200	X	Auger, right compl.	434 mm
19	756182300	X	Auger 868 mm, left	
20	756182400	X	Auger 868 mm, right	
21	756182711	X	Wear part, left	
22	937634274	X	Countersunk screw	
23	928847	X	Hex. nut	
24	49900025	X	Screw retention	
25	756182811	X	Wear part, right	

Extension mounts

756-11121



Pos. Item	Best.-Nr. Part No.	Anz. Qty.	Beschreibung Description	Bemerkung Note
	756183300		Auger drive compl.	
1	756183301	1	Housing, outer part	
2	756061106	1	Housing, inner part	
3	880180413	1	Cover	
4	756183315	1	Housing cover	
5	756183218	1	Wheel hub	
6	880180419	1	Sealing washer	
7	756061136	1	Driver sleeve	
8	935229706	1	Taper roller bearing	
9	935229705	1	Taper roller bearing	
10	116037	2	Taper roller bearing	
11	936630040	2	Shaft sealing ring	
13	932211662	1	O-ring	
15	937976545	1	Threaded pin	
16	937860264	1	Plug screw	
17	937860060	2	Plug screw	
18	930206202	1	Grease retaining ring	
19	500040	6	Screw	
20	49900080	6	Screw retention	
21	932101171	X	Shim	0,1mm
	932101172	X	Shim	0,2 mm
	932101174	X	Shim	0,3 mm
	932101176	X	Shim	0,5 mm
22	932101327	X	Shim	0,1 mm
	932101328	X	Shim	0,2 mm
	932101330	X	Shim	0,3 mm
	932101332	X	Shim	0,5 mm
23	508019	2	Screw	
24	756183258	1	Gear set, compl.	
25	930435011	1	Tension ring	
26	938481615	1	Hex. nut	
27	500028	8	Screw	
28	937890151	2	Plug screw	
29	880180480	X	Shim	0,1 mm
30	880180481	X	Shim	0,3 mm
31	880180482	X	Shim	0,5 mm
32	880180483	X	Shim	1,0 mm
33	756183403	1	Gear unit bearing, left	
34	756183411	1	Gear unit bearing, right	
35	756183419	2	Profile sleeve	
36	932211745	2	O-ring	
37	938330758	8	Hex. screw	
38	499010161	8	Shake-proof washer	
39	500194	8	Screw	
40	49900032	8	Screw retention	
	*) Available as single part			

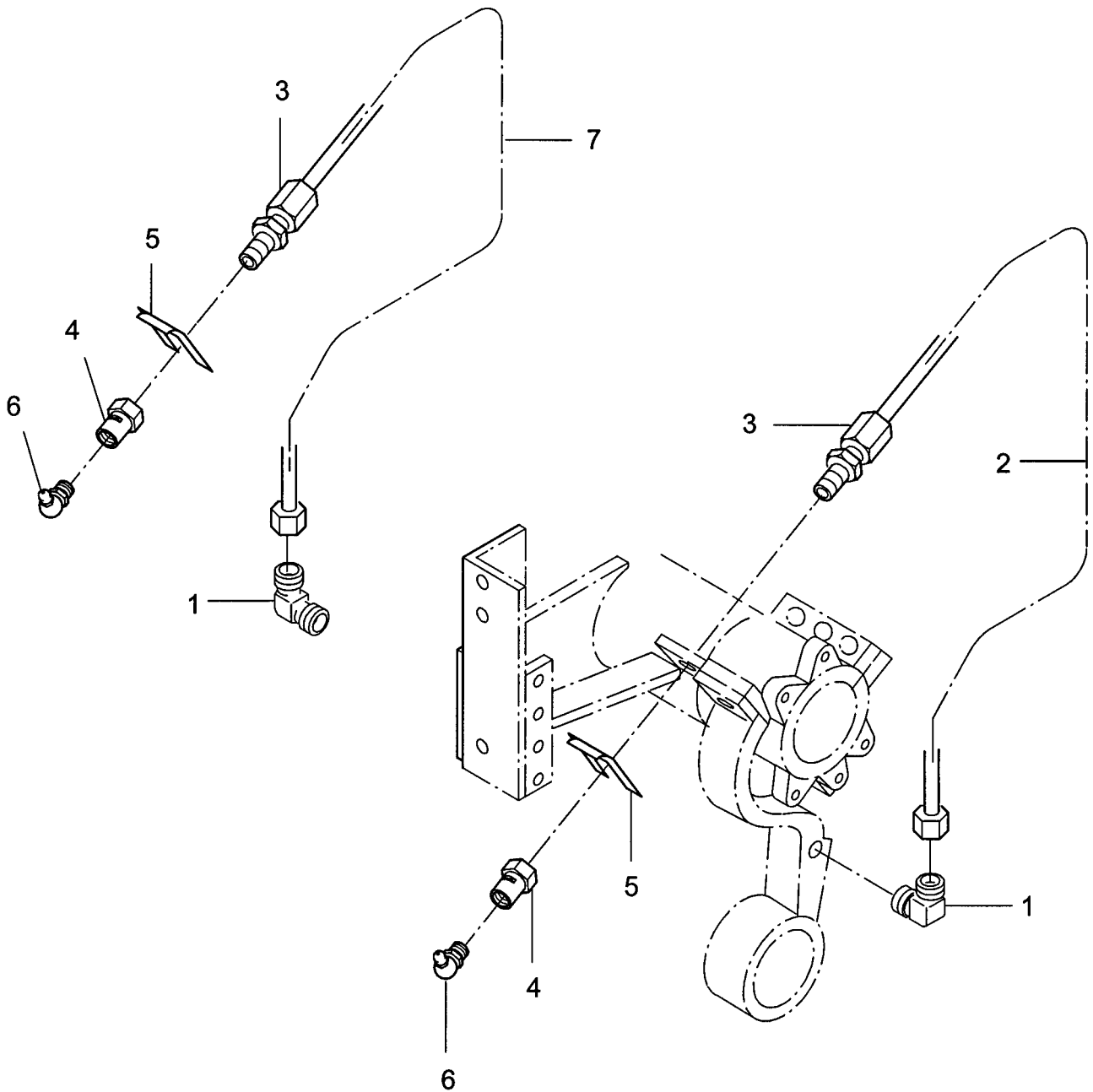
Auger drive

756-11130A

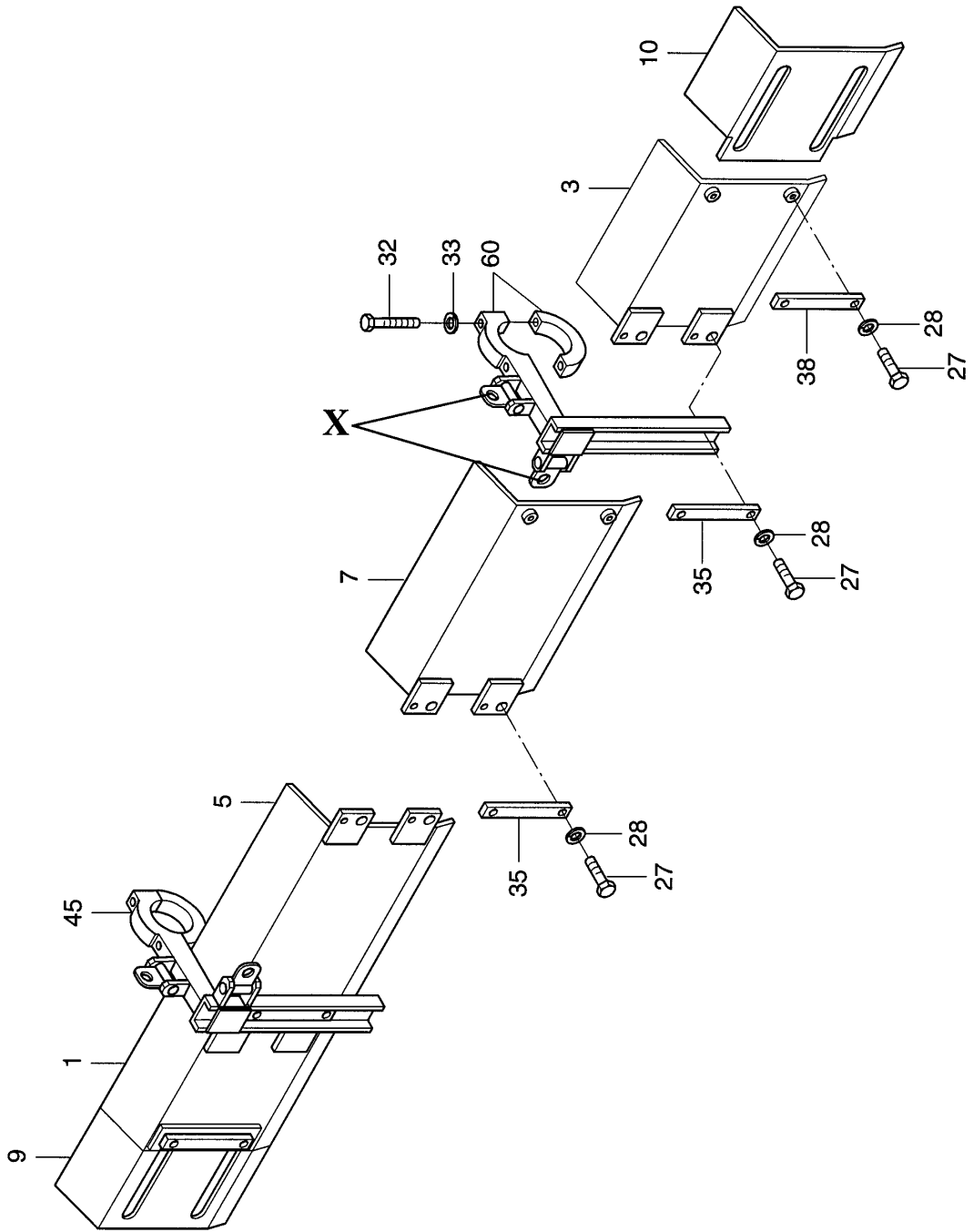
Pos. Item	Best.-Nr. Part No.	Anz. Qty.	Beschreibung Description	Bemerkung Note
41	880180421	X	Distance washer	
42	880180422	X	Distance washer	
43	880180423	X	Distance washer	
44	966057210	2	Hydraulic motor	
_01	932785874	1	_Seal kit for hydr. motor	
_02	931701196	1	_Feather key	
_03	932785830	1	_Sealing washer	
45	49900025	8	Screw retention	

Auger drive

756-11130A



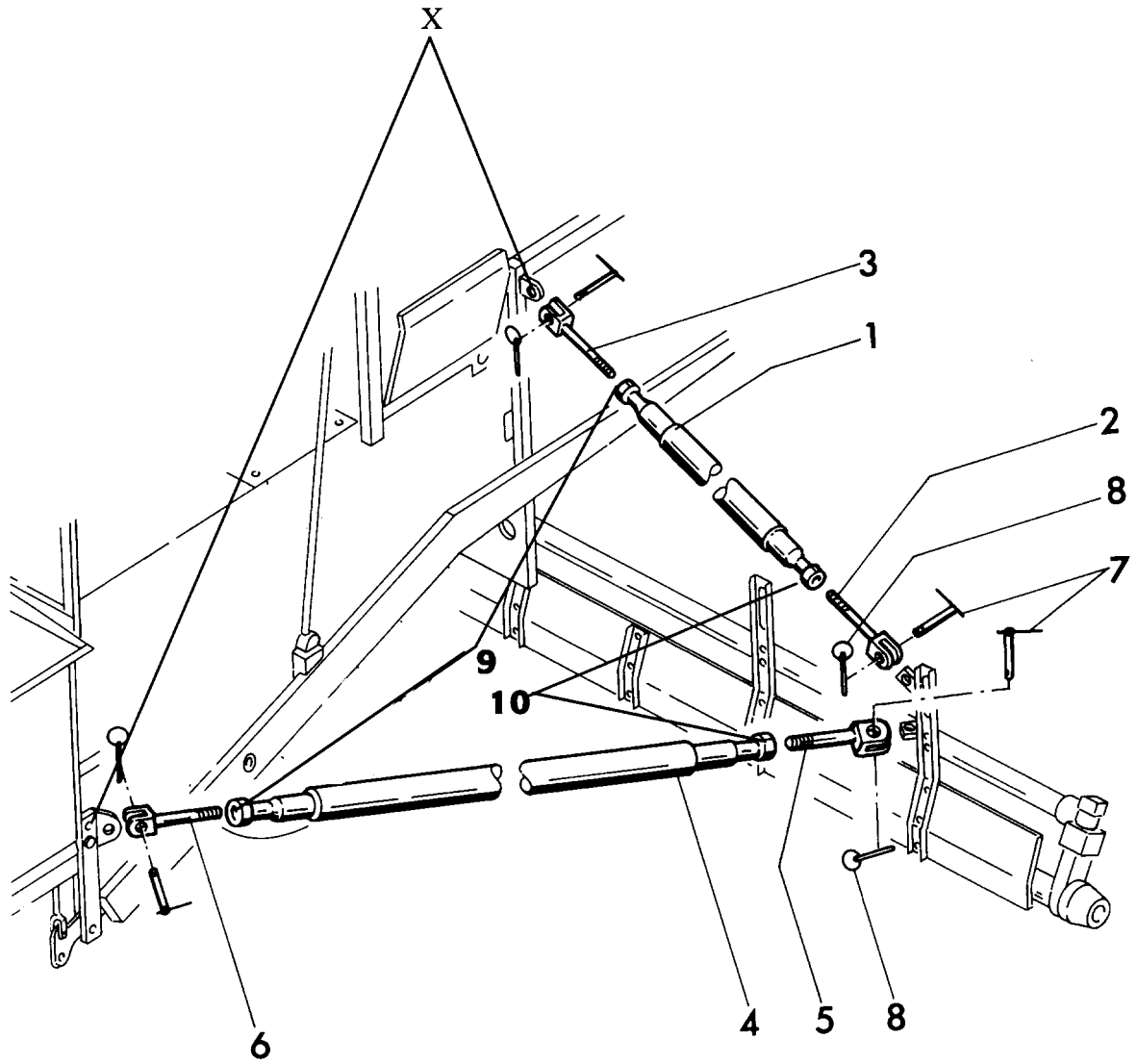
Pos. Item	Best.-Nr. Part No.	Anz. Qty.	Beschreibung Description	Bemerkung Note
1	961136205	2	Screwing	
2	754180506	1	Grease pipeline, left	
3	961134205	2	Screwing	
4	960993190	2	Intermediate piece	
5	960969220	2	Hose holder	
6	935513220	2	Grease nipple	
7	754180516	1	Grease pipeline, right	
Grease pipelines				754-11150



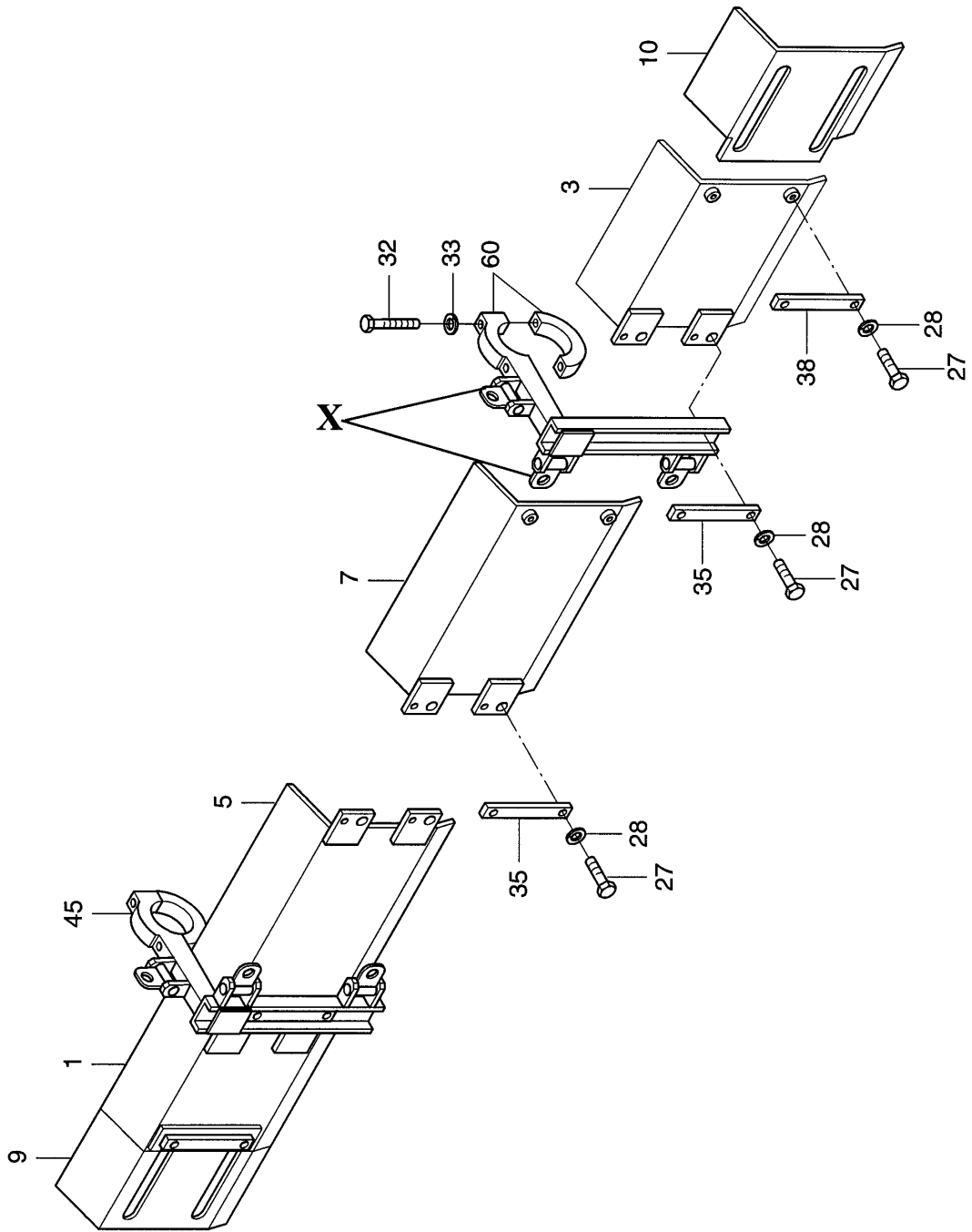
Pos. Item	Best.-Nr. Part No.	Anz. Qty.	Beschreibung Description	Bemerkung Note
1	880183001	1	Guide plate, compl. right	
3	880183017	1	Guide plate, compl. left	
5	880183009	1	Guide plate, compl. right	
7	880183025	1	Guide plate, compl. left	
9	880183062	1	Guide plate, right	
10	880183063	1	Guide plate, left	
27	500194	12	Screw	
28	49900032	12	Screw retention	
32	938111734	4	Hex. screw	
33	49900008	4	Screw retention	
35	880183049	4	Packing plate	
38	880183066	2	Clamping piece	
45	756184345	1	Support, right compl.	
60	756184360	1	Support, left compl.	
X	722902600		Auger support	

Material guide from 7 m

756-11160



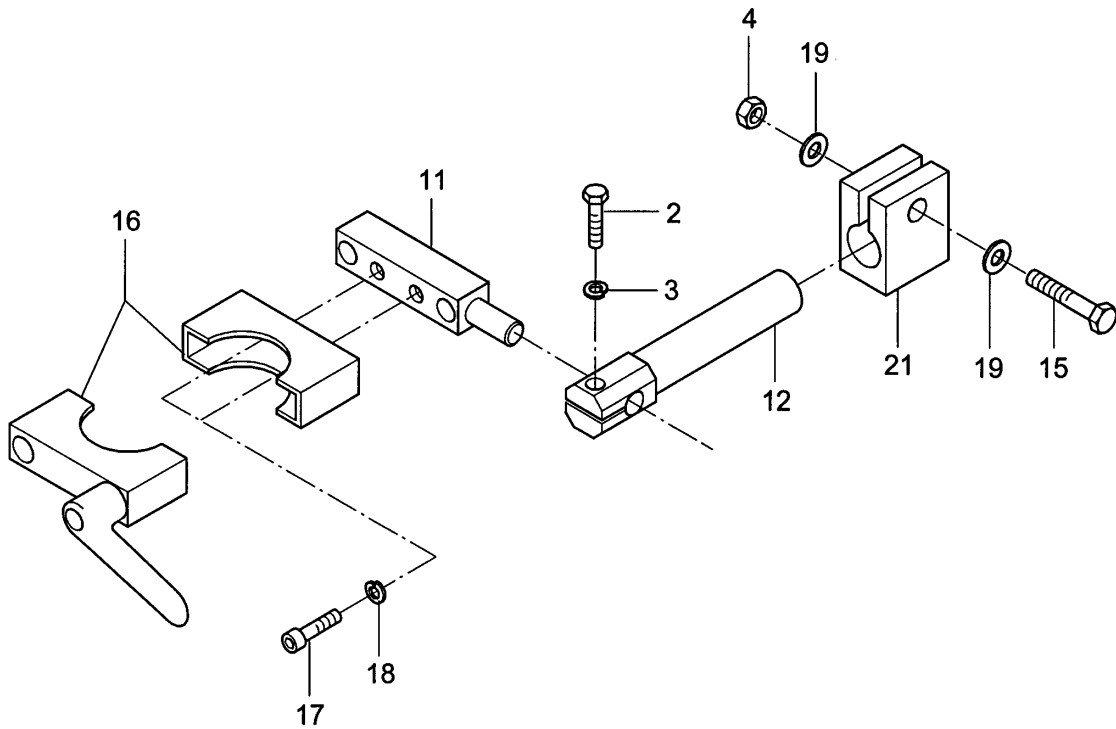
Pos. Item	Best.-Nr. Part No.	Anz. Qty.	Beschreibung Description	Bemerkung Note
1	857903111	1	Adjustable rod	1800 lg
2	570130608	1	Fork head left	
3	570130609	1	Fork head right	
A	722902620	1	Adjustable rod	
4	722902621	1	Adjustable rod	
5	570130608	1	Fork head left	
6	570130609	1	Fork head right	
7	990020153	4	Socket pin	
8	930290105	4	Hinged split pin	
9	938190026	2	Hex. nut	
10	938190495	2	Nut	
X	772010553	2	Strap	
A) to consist of Pos. 4-6, 9+10				
Auger support				722902600



Pos. Item	Best.-Nr. Part No.	Anz. Qty.	Beschreibung Description	Bemerkung Note
1	880183001	1	Guide plate, compl. right	
3	880183017	1	Guide plate, compl. left	
5	880183009	1	Guide plate, compl. right	
7	880183025	1	Guide plate, compl. left	
9	880183062	1	Guide plate, right	
10	880183063	1	Guide plate, left	
27	500194	12	Screw	
28	49900032	12	Screw retention	
32	938111734	4	Hex. screw	
33	49900008	4	Screw retention	
35	880183049	4	Packing plate	
38	880183066	2	Clamping piece	
45	756184445	1	Support, right compl.	
60	756184460	1	Support, left compl.	
X			Support	

Material guide from 8 m

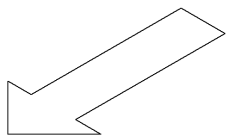
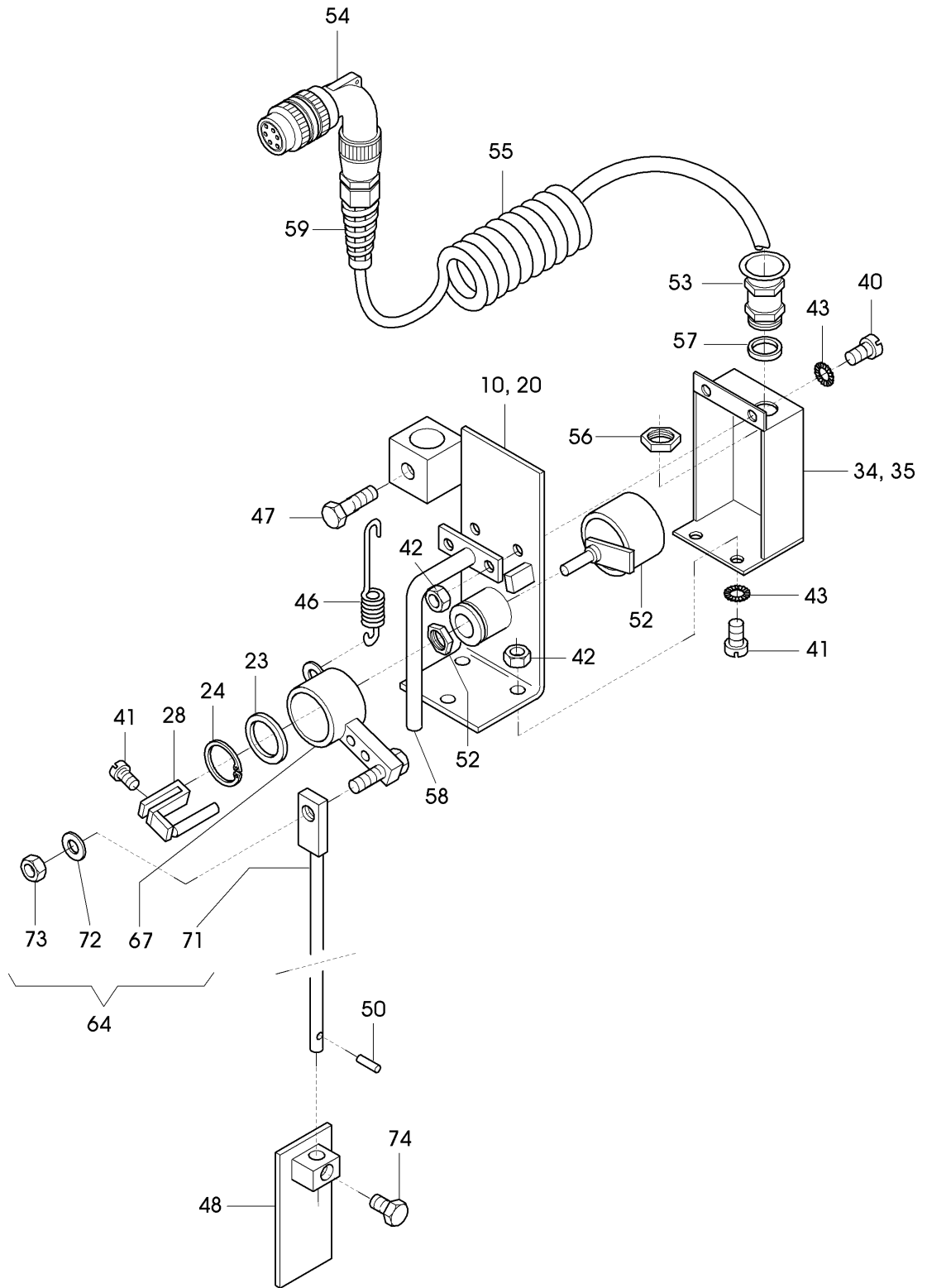
756-11161



Pos. Item	Best.-Nr. Part No.	Anz. Qty.	Beschreibung Description	Bemerkung Note
2	500021	1	Screw	
3	600006	1	Washer	
4	928847	1	Hex. nut	
11	772189411	1	Console for sensor holder	
12	772189412	1	Clamp holder	
15	500032	1	Hex. screw	
16	900650645	1	Tube holder	
17	508001	2	Cylinder screw	
18	947886	2	Spring washer	
19	600008	2	Washer	
21	772189421	1	Clamping block	
			Sonic sensor see gr. 09, electric	Gr. 9

Sonic sensor support

754-11201

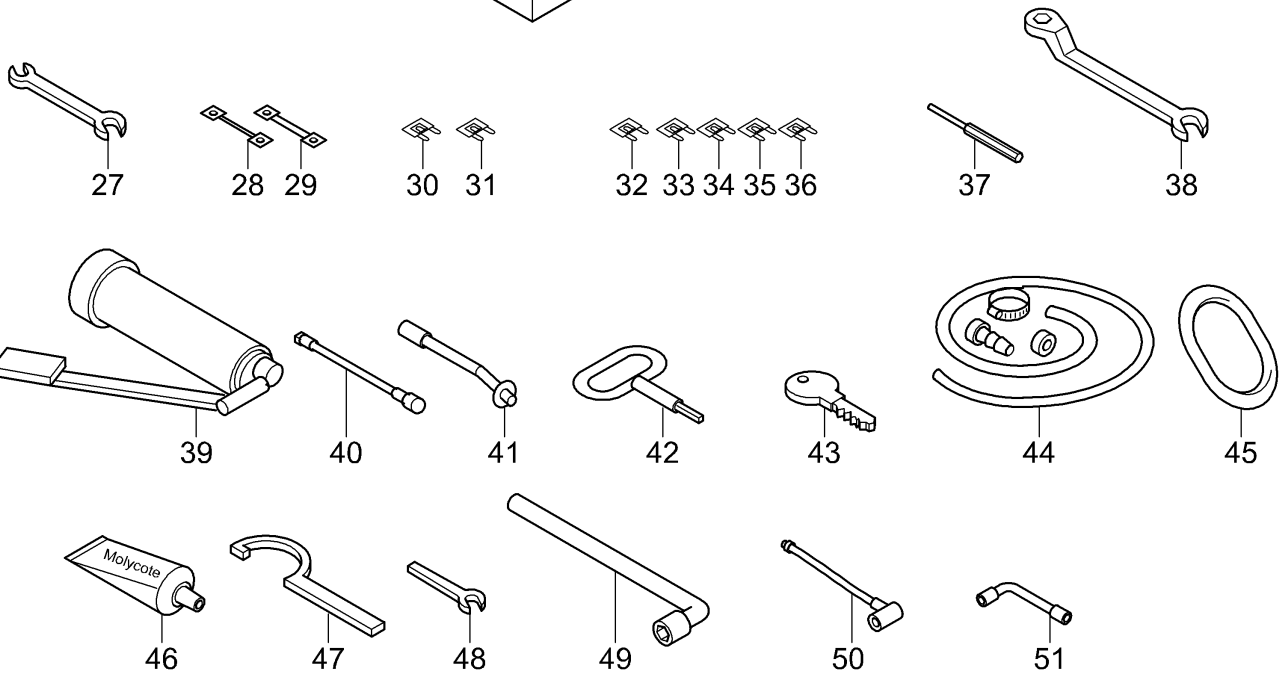
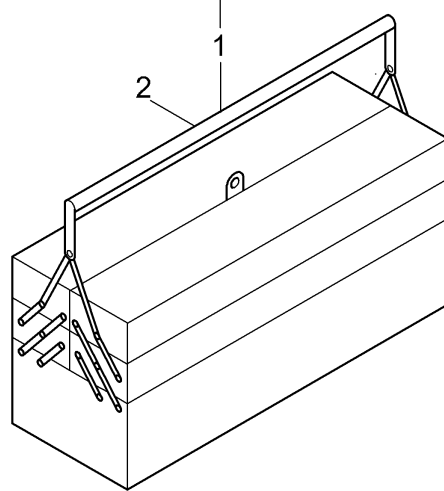
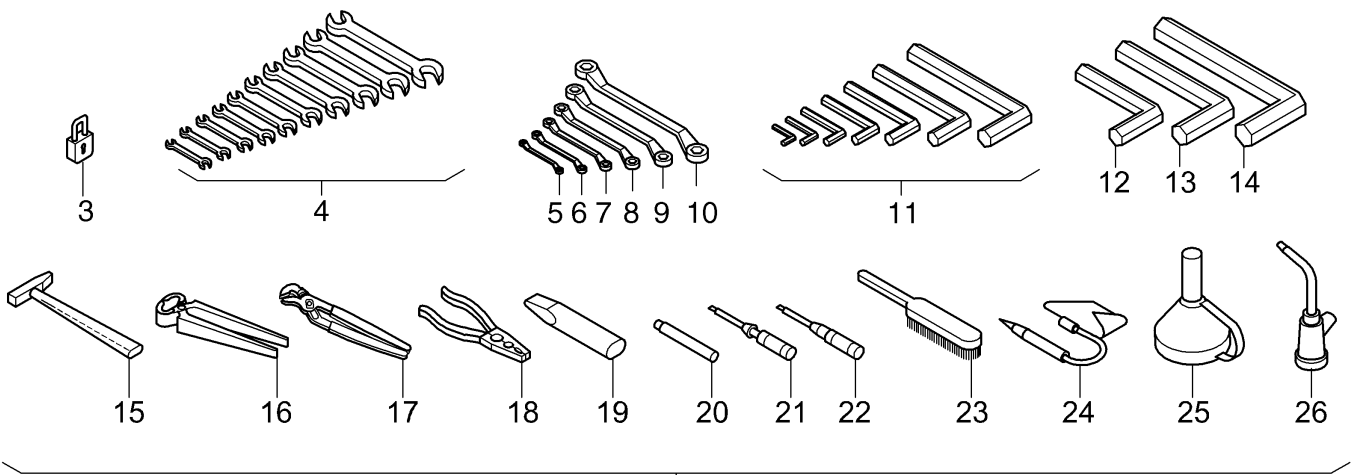


Pos. Item	Best.-Nr. Part No.	Anz. Qty.	Beschreibung Description	Bemerkung Note
	635189800	1	Limit switch compl., left (Poti)	
	635189900	1	Limit switch compl., right (Poti)	
10	862189210	1	Console, left	
20	862189310	1	Console, right	
23	862189223	1	Distance washer	
24	936001996	1	Circlip ring	
28	862189228	1	Carrier	
34	862189234	1	Cover cap, left	
35	862189334	1	Cover cap, right	
40	533027	2	Screw	
41	533025	2	Screw	
42	938191013	3	Nut	
43	938900516	3	Washer	
46	930577978	1	Tension spring	
47	500048	2	Screw	
48	862189066	1	Buffer plate	
50	629008	1	Clamping sleeve	
52	977189801	1	Potentiometer, compl.	
53	977416579	1	Cable screwing	
54	977479662	1	Elbow plug	6pin
55	977374135	1	Cable	
56	977416513	1	Nut	
57	977416414	1	Sealing washer	
58	862189258	1	Protecting cage	
59	977467121	1	Cable bushing	
64	862189264	1	Lever, compl.	
7	862189265	1	Lever part	
*1	862189270	1	Lever part	
*2	600008	1	Washer	
*3	928847	1	Hex. nut	
74	500048	1	Screw	
			—	25.06.07 BG
	*) Available as single part			

Limit Switch Potentiometer

635-11200

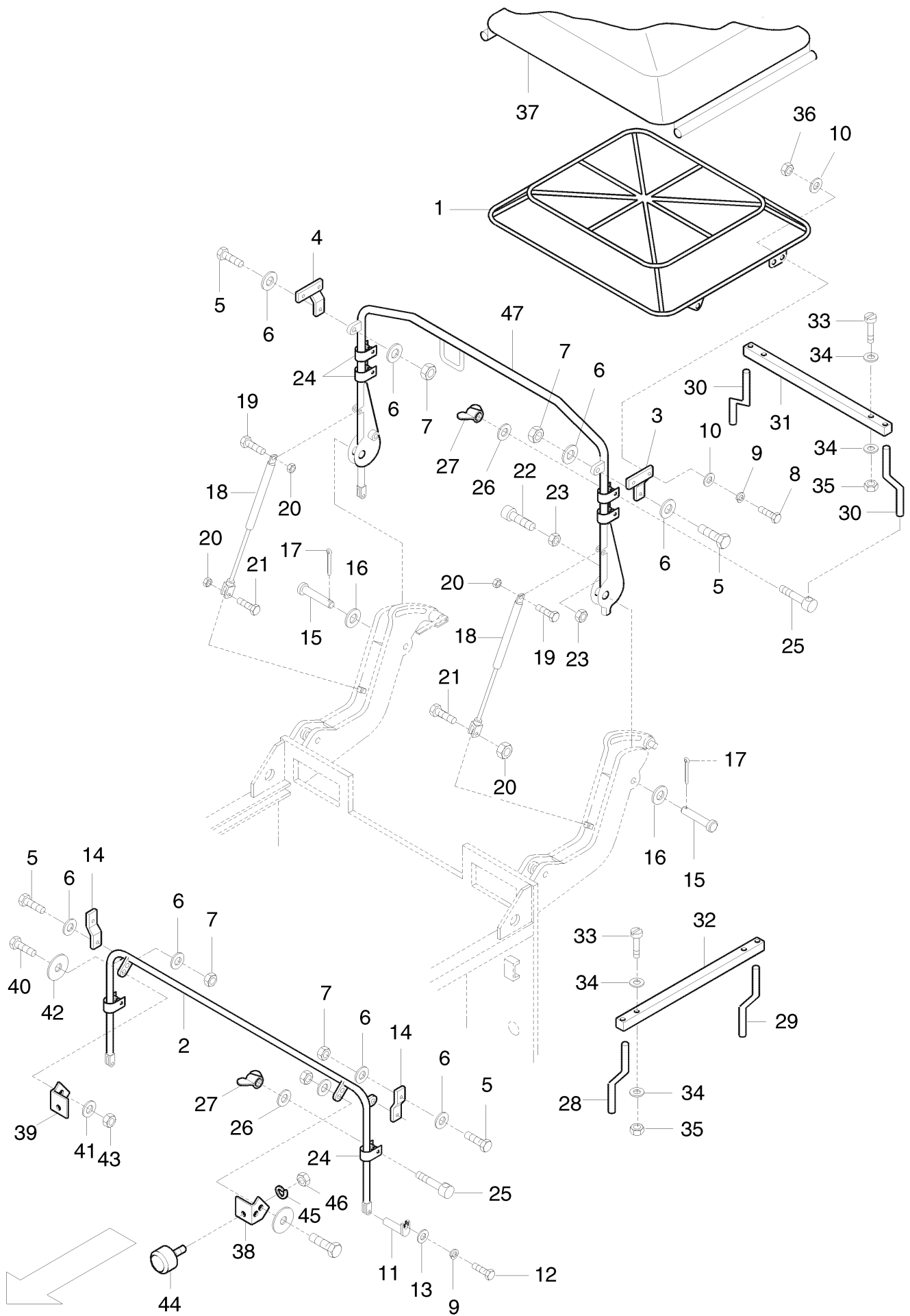
Pos. Item	Best.-Nr. Part No.	Anz. Qty.	Beschreibung Description	Bemerkung Note
1	654-12150	1	Tools	
Grp. 12, Tools				



Pos. Item	Best.-Nr. Part No.	Anz. Qty.	Beschreibung Description	Bemerkung Note
	654120000		Tools	
1	956189850	1	Tool box, compl.	Part 2-26
2	956189520	1	Tool box	
3	956185814	2	Padlock	
4	956127164	1	Set open-end wrench	
5	956160560	1	Ring key	
6	956160570	1	Ring key	
7	956160640	1	Ring key	
8	956160720	1	Ring key	
9	956160820	1	Ring key	
10	956160920	1	Ring key	
11	956133010	1	Set of hex. screw drivers	
12	956132912	1	Hex. screw driver	
13	956132914	1	Hex. screw driver	
14	956132917	1	Hex. screw driver	
15	956128550	1	Hammer	
16	956138220	1	Pliers	
17	965188550	1	Multiple slip-point gripping pliers	
18	956138620	1	Combination pliers	
19	956122540	1	Flat chisel	
20	956114006	1	Mandrel	
21	956169230	1	Screwdriver	
22	956169380	1	Electric screwdriver	
23	956114105	1	Brush	
24	956157520	1	Test lamp	
25	956178280	1	Funnel	
26	956153510	1	Oil can	
27	956124530	1	Open-end wrench	
28	977453072	1	Fuse	
29	977453076	1	Fuse	100 Amp.
30	977454248	5	Fuse	1 Amp.
31	977454249	5	Fuse	2 Amp.
32	977454250	5	Fuse	3 Amp.
33	977454252	5	Fuse	5 Amp.
34	977454253	5	Fuse	7,5 Amp.
35	977454254	5	Fuse	10 Amp.
36	977454255	5	Fuse	15 Amp.
37	956165520	1	Split pin driver	
38	956124830	1	Open-end ring wrench	
39	956121090	1	Pressure grease gun	
40	956121115	1	Hose with high pressure nipple	
41	956115420	1	Tube for grease gun	
42	956114040	1	Punch key	
43	956194331	1	Key	
44	864120636	1	Drain line	
45	930118502	1	Suspension link	
Tools				654-12150

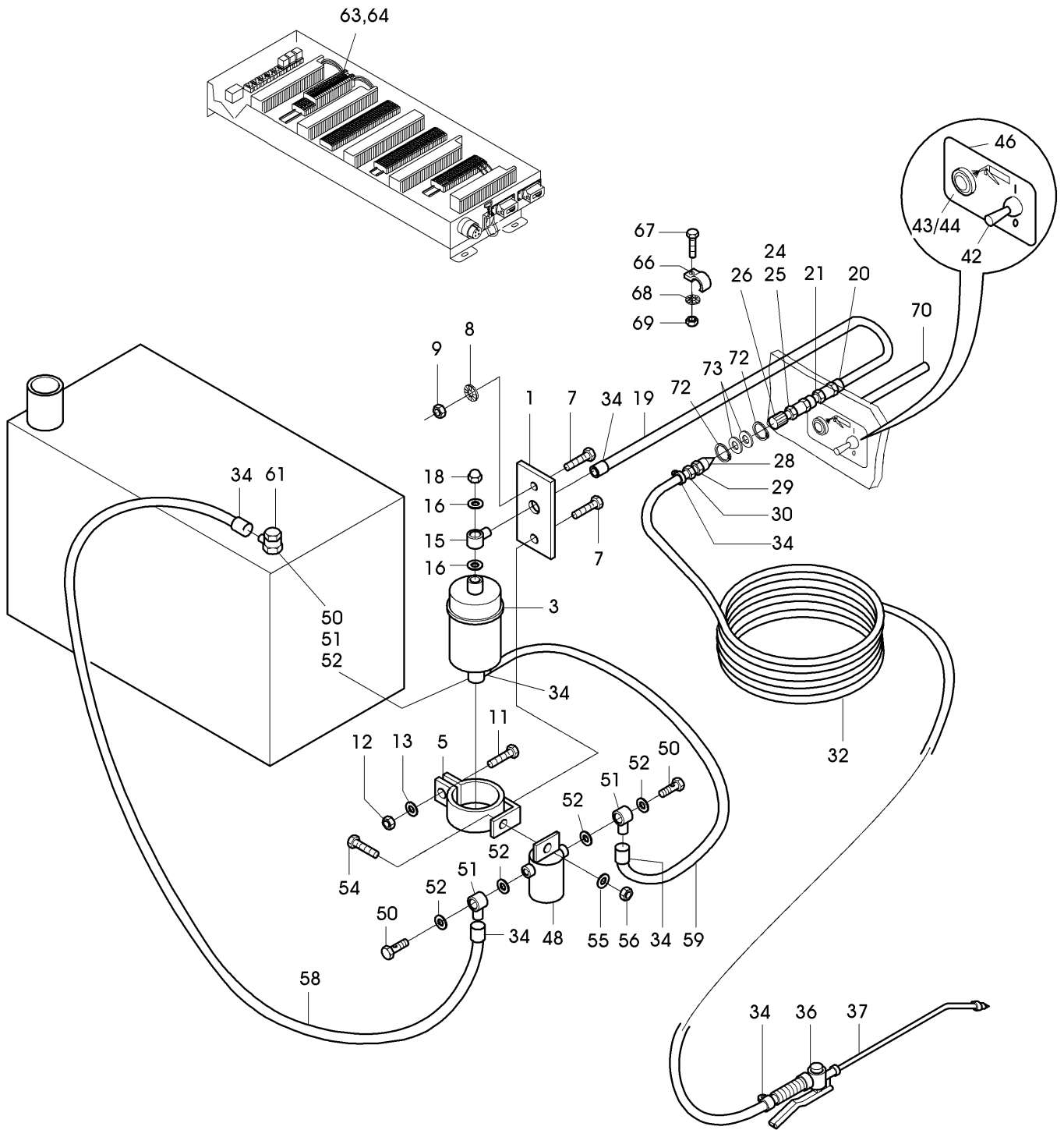
Pos. Item	Best.-Nr. Part No.	Anz. Qty.	Beschreibung Description	Bemerkung Note
46	956946590	1	Tube of Molykote	50 gr.
47	956136515	1	Jaw key	
48	956124600	1	Open-end wrench	
49	956162000	1	Whell screw wrench	
50	956121120	1	Hose for grease gun	
51	956169391	1	Hex. screw driver	
Tools				654-12150

Pos. Item	Best.-Nr. Part No.	Anz. Qty.	Beschreibung Description	Bemerkung Note
1	654-13102A	1	Weather protection roof	
2	654-13110	1	Diesel spray equipment	
Grp. 13, Option, Special Equipment				

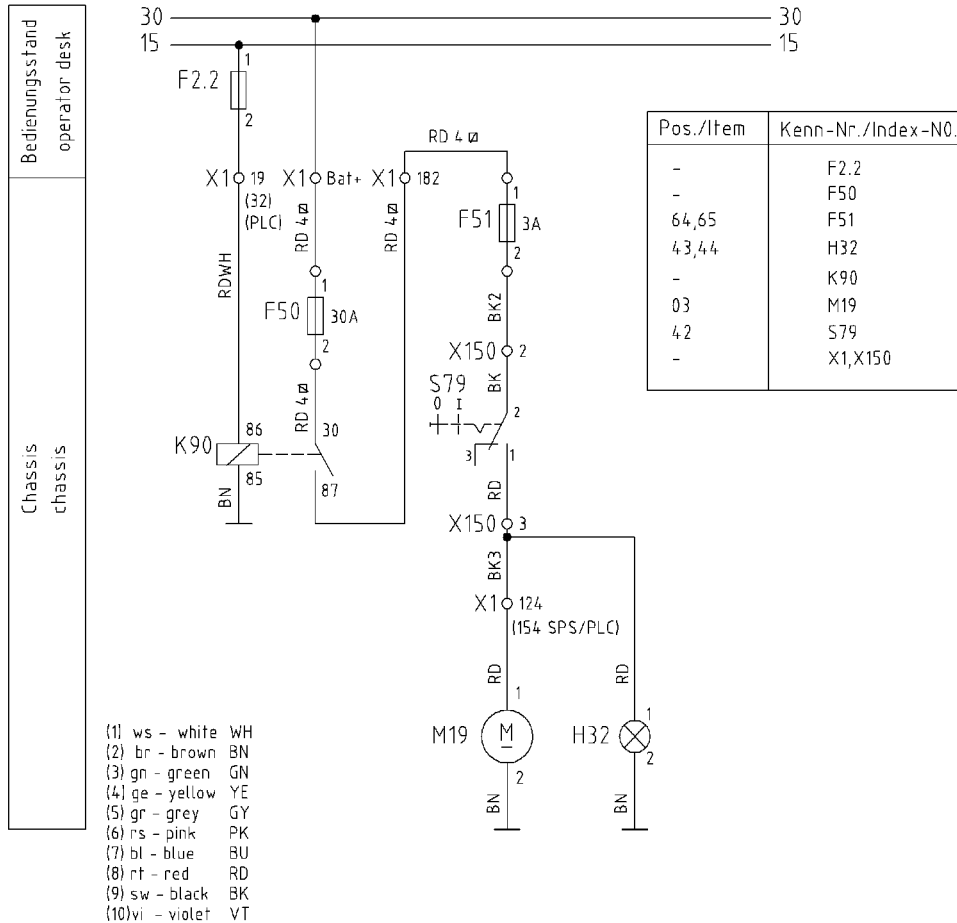


Pos. Item	Best.-Nr. Part No.	Anz. Qty.	Beschreibung Description	Bemerkung Note
	654902400		Weather protection roof	Standard rot, red
	689092		Weather protection roof	Sonderfarben / Special colors
1	864902511	1	Frame	
2	20007543	1	Bracket assy, front	
3	654902428	1	Holder, rear left	
4	654902424	1	Holder, rear right	
5	938150871	6	Hex. screw	
6	600011	10	Washer	
7	938481012	8	Safety nut	
8	500193	4	Hex. screw	
9	49900032	6	Screw retention	
10	600008	4	Washer	
11	20005505	2	Bolt	
12	500048	2	Screw	
13	600009	2	Washer	
14	654902422	2	Holder, front	
15	30014655	2	Pin for cylinder	
16	600020	2	Washer	
17	630028	2	Split pin	
18	930220835	2	Pneumatic spring	760 N
19	500021	2	Screw	
20	938481008	4	Nut	
21	500025	2	Hex. screw	
22	508035	2	Cylinder screw	
23	938190520	4	Nut	
24	654902433	6	Clip	
25	654902439	6	Bolt	
26	600008	6	Washer	
27	582001	6	Wing nut	
28	866902059	2	Rod	
29	866902087	2	Rod	
30	866902063	2	Rod	
31	870152060	1	Brace	
32	870152058	2	Brace	
33	936750227	6	Flat head screw	
34	600002	12	Washer	
35	938190512	6	Nut	
36	928849	4	Nut	
37	654902447	1	Awning	Standard rot, red
	953357135	1	Awning	Sonderfarben / Special colors
38	654902456	1	Support, left	
39	654902457	1	Support, right	
40	500029	4	Screw	
41	600008	2	Washer	
42	939570516	2	Washer	
43	928847	4	Hex. nut	
Weather protection roof				654-13102A

Pos. Item	Best.-Nr. Part No.	Anz. Qty.	Beschreibung Description	Bemerkung Note
44	930458210	2	Buffer	
45	49900161	2	Screw retention	
46	929233	2	Nut	
47	2000 7568	1	Holder, rear	
			–	ST 30.06.2008
Weather protection roof				654-13102A



Stromversorgung für Zusatzfunktionen power supply for additional functions	Dieselsprüh Diesel spray
---	-----------------------------



Pos./Item	Kenn-Nr./Index-N0.
-	F2.2
-	F50
64,65	F51
43,44	H32
-	K90
03	M19
42	S79
-	X1,X150

unbemaßte Kabel 1...1,5 \varnothing
undimensioned cable 1...1,5 \varnothing

Plan gilt f. Masch.: Rad- u. Ketten-Fertiger, konventionell u. SPS, QSB
Diagram for mach.: Wheel and crawler paver, conventional and PLC, QSB

⊥ gemeinsamer Masseanschluß
auf Klemmleiste at terminal board

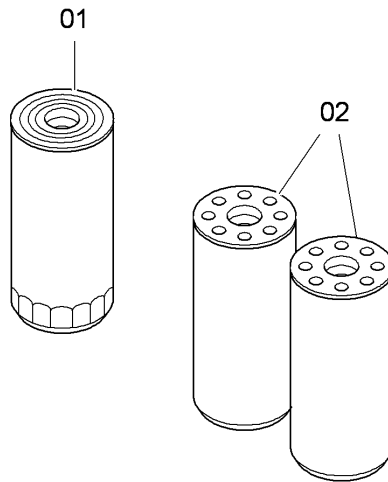
754901341

Pos. Item	Best.-Nr. Part No.	Anz. Qty.	Beschreibung Description	Bemerkung Note
	654901300		Diesel spray equipment	
1	754901301	1	Flat steel	
3	967312011	1	Diesel pump	
5	675901245	1	Pump holder	
7	500021	2	Screw	
8	49900161	2	Screw retention	
9	570005	2	Nut	
11	500138	1	Hex. screw	
12	570005	1	Nut	
13	49900161	1	Screw retention	
15	930409015	1	Ring parts	
16	932702321	2	Cu-seal ring	
18	939739091	1	Cap nut	
19	930667500	1	Hose	X m
20	665404	1	Smash connection	
21	961983605	1	Reduction union	
24	961906008	1	Bulk head union	
25	932206067	1	O-ring	
26	933538630	1	Coupling sleeve	
28	933539226	1	Coupling plug	
29	932206067	1	O-ring	
30	935555248	1	Threaded socket	
32	930667500	1	Hose	X m
34	953502699	8	Hose cap	
36	956168654	1	Quick actuating valve	
37	956166675	1	Spraying pipe	
_01	956192420	1	_Nozzle	
40	754901340	1	Circuit diagram	
41	754901341	1	Circuit diagram	
42	977532017	1	Toggle switch	
43	977800203	1	Indicator lamp, yellow	
44	977335752	1	Bulb	
46	990000932	1	Label	
48	900505841	1	Fuel filter	
_01	900505514	1	_Filter element	
_02	900505733	1	_Sealing washer	
50	939210008	3	Hollow screw	
51	665683	4	Ring stud	
52	932702323	8	Sealing	
54	500014	1	Hex. screw	
55	49900080	1	Screw retention	
56	570004	1	Hex. nut	
58	930667500	1	Hose	X m
59	930667500	1	Hose	X m
61	866901390	1	Suction stud	
63	977455711	1	Fuse box	
Diesel spray equipment				654-13110

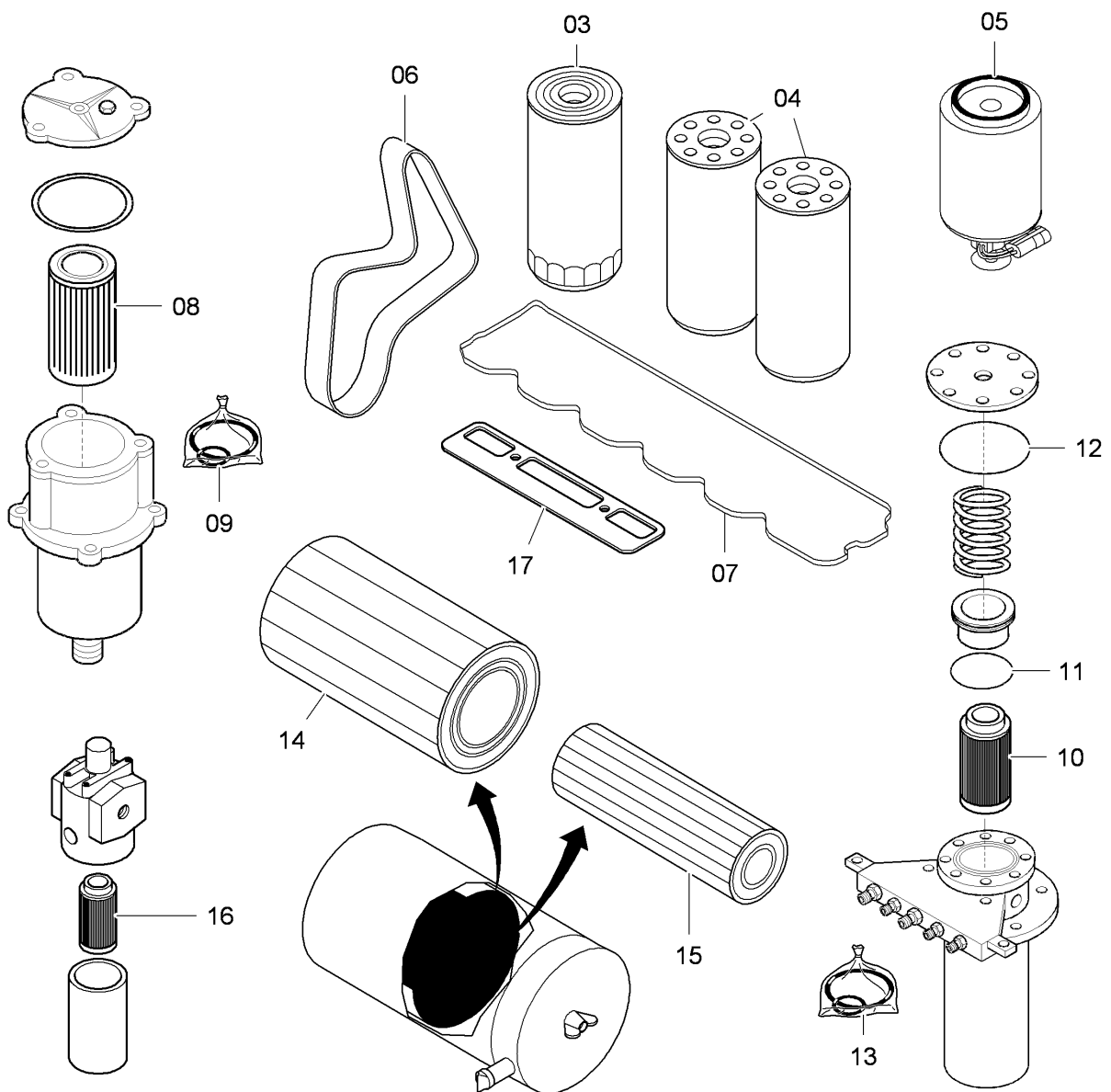
Pos. Item	Best.-Nr. Part No.	Anz. Qty.	Beschreibung Description	Bemerkung Note
64	977454250	1	Fuse	3 Amp.
65	977425101	1	Fuse terminal	
66	934362095	1	Clip	
67	500013	1	Hex. screw	
68	49900080	1	Screw retention	
69	570004	1	Hex. nut	
70	754901370	1	Cable harness	
71	754901371	1	Cable harness	
72	936001864	2	Circlip	
73	932100682	2	Shim	
			–	16.04.2007
Diesel spray equipment				654-13110

Pos. Item	Best.-Nr. Part No.	Anz. Qty.	Beschreibung Description	Bemerkung Note
			Wear part kits, maintenance kits	
1	637-14101	1	Maintenance kit, Cummins, 6-Cylinder	QSB6.7 COM III
3	299-05002	1	Wear part kit conveyor plates	
4	299-05004	1	Wear part kit conveyor drive	
5	299-05006	1	Wear part kit roof profile	
6	299-05008	1	Wear part kit conveyor chain	
7	299-11001	1	Wear part kit auger	
			—	ST 08.07.2008
Grp. 14, Wear part- and maintenance kits 6 Zyl. Cummins QSB6.7				

2: 500 Stunden / Hours



2: 1000 Stunden / Hours

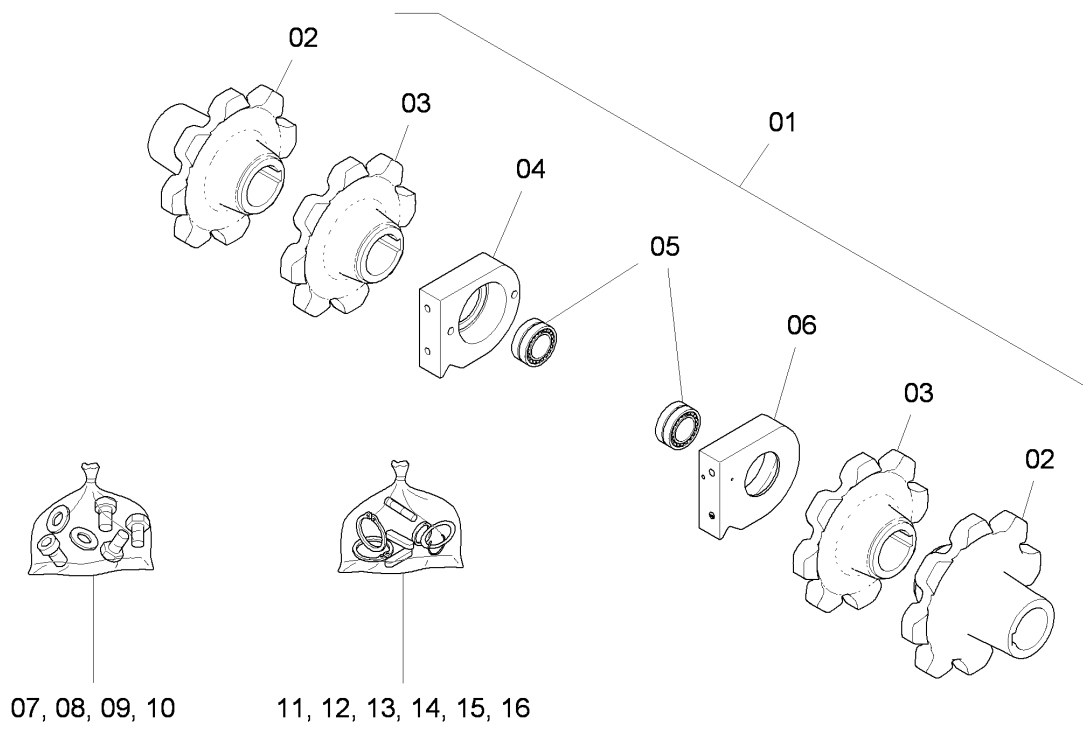


Pos. Item	Best.-Nr. Part No.	Anz. Qty.	Beschreibung Description	Bemerkung Note
	691229		1. Maintenance Kit	500 h
1	966630416	1	Oil filter	
2	966598311	2	Fuel filter	
	691337		2. Maintenance Kit	1000 h
	691338		2. Maintenance Kit, bio oil	1000 h
3	966630416	1	Oil filter	
4	966598311	2	Fuel filter	
5	966598312	1	Pre-filter fuel	
6	966655001	1	Belt	
7	966711105	6	Gasket, valve cover	
8	964350855	1	Filter element	
8-1	964350856	1	Filter element, bio oil	
9	964715005	1	Seal kit	
10	990320120	1	Filter element	
11	665635	1	O-ring	
12	932211778	1	O-ring	
13	932786550	4	Seal kit	
14	966600183	1	Air filter, outer element primary	
15	966600182	1	Air filter, inner element safety	
16	964350862	4	Filter cartridge	
17	966534199	1	Sealing	
			–	ST 16.07.2008

Maintenance kit, Cummins, 6-Cylinder QSB6.7 COM III

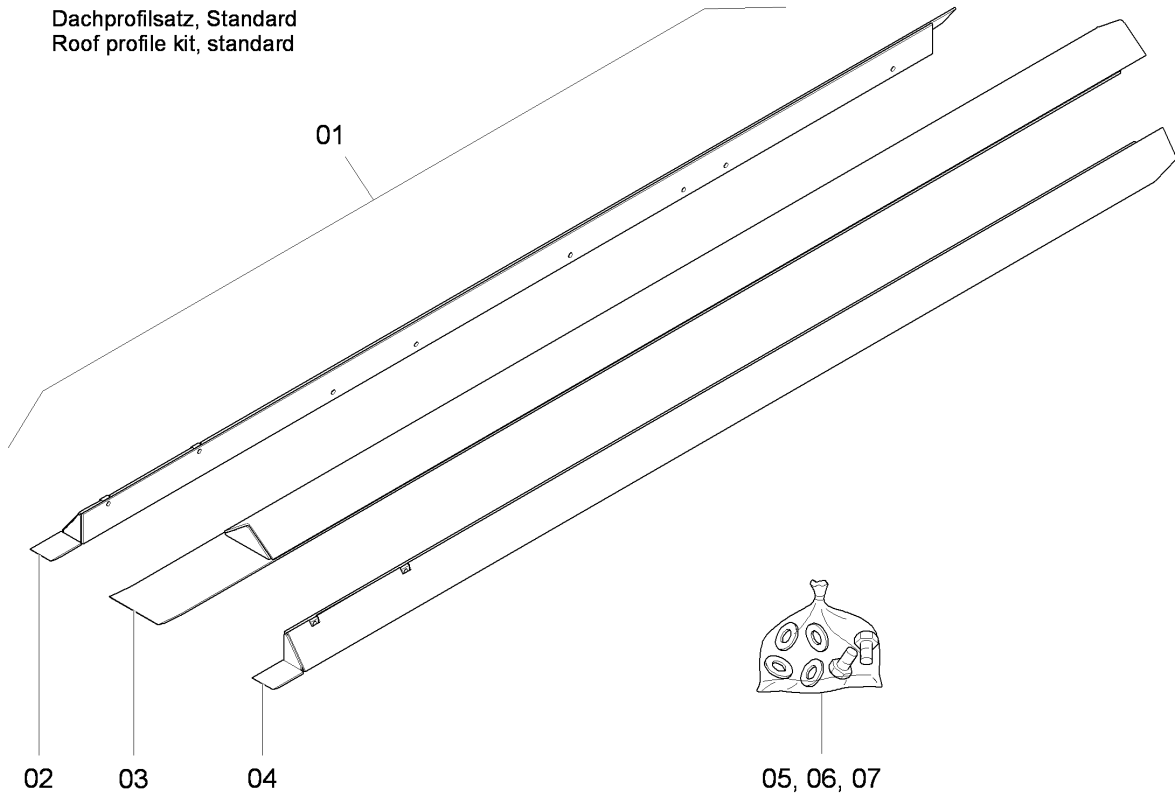
637-14101

Lattenrostantriebssatz
Conveyor drive kit

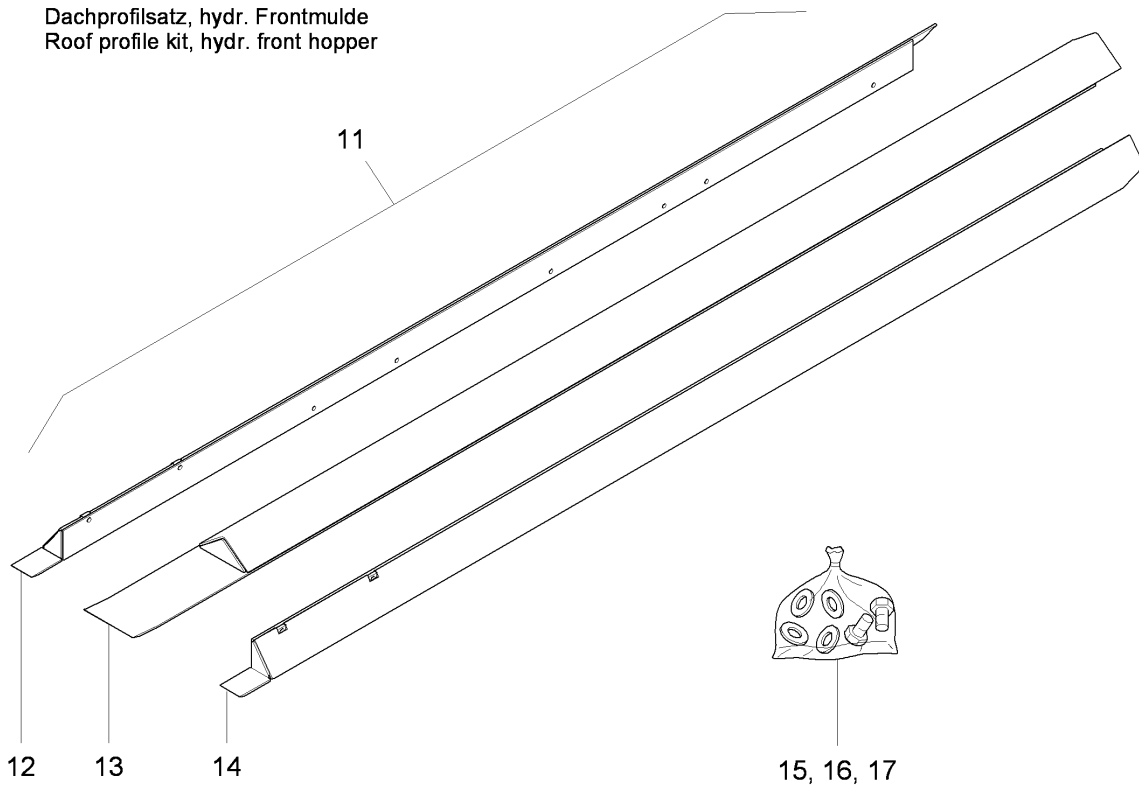


Pos. Item	Best.-Nr. Part No.	Anz. Qty.	Beschreibung Description	Bemerkung Note
1	299010010		Conveyor drive set	
2	770060110	2	Chain wheel	
3	774060727	2	Chain wheel	
4	882060131	1	Bearing ring, right	
5	935011763	2	Roller bearing	
6	882060130	1	Bearing ring, left	
7	508080	2	Cylinder screw	
8	49900025	2	Screw retention	
9	500121	4	Screw	
10	49900032	4	Screw retention	
11	932580716	2	Nilos ring	
12	872060135	1	Spacer	
13	516029	2	Threaded pin	
14	932820083	2	Circlip	
15	931701638	2	Feather key	
16	931701634	4	Feather key	
			—	ST 04.07.2008
Wear part kit conveyor drive				299-05004

Dachprofilsatz, Standard
Roof profile kit, standard



Dachprofilsatz, hydr. Frontmulde
Roof profile kit, hydr. front hopper

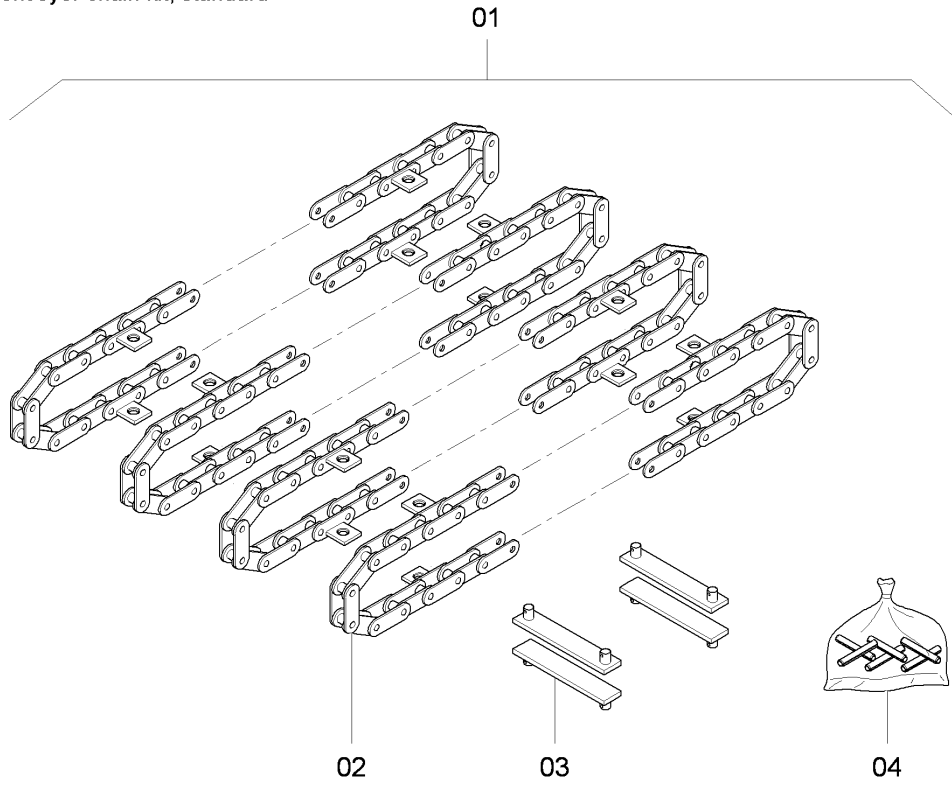


Pos. Item	Best.-Nr. Part No.	Anz. Qty.	Beschreibung Description	Bemerkung Note
1	679595		Roof profile kit	
2	756012164	1	Guide plate, right	
3	756012144	1	Guide plate, middle	
4	756012154	1	Guide plate, left	
5	938150871	20	Hex. screw	
6	49900008	20	Screw retention	
7	939570522	20	Washer	
-----			-----	
11	299010060		Roof profile kit	
12	656012520	1	Guide plate, right	
13	656012501	1	Guide plate, middle	
14	656012510	1	Guide plate, left	
15	938150871	20	Hex. screw	
16	49900008	20	Screw retention	
17	939570522	20	Washer	
			—	ST 13.06.2008

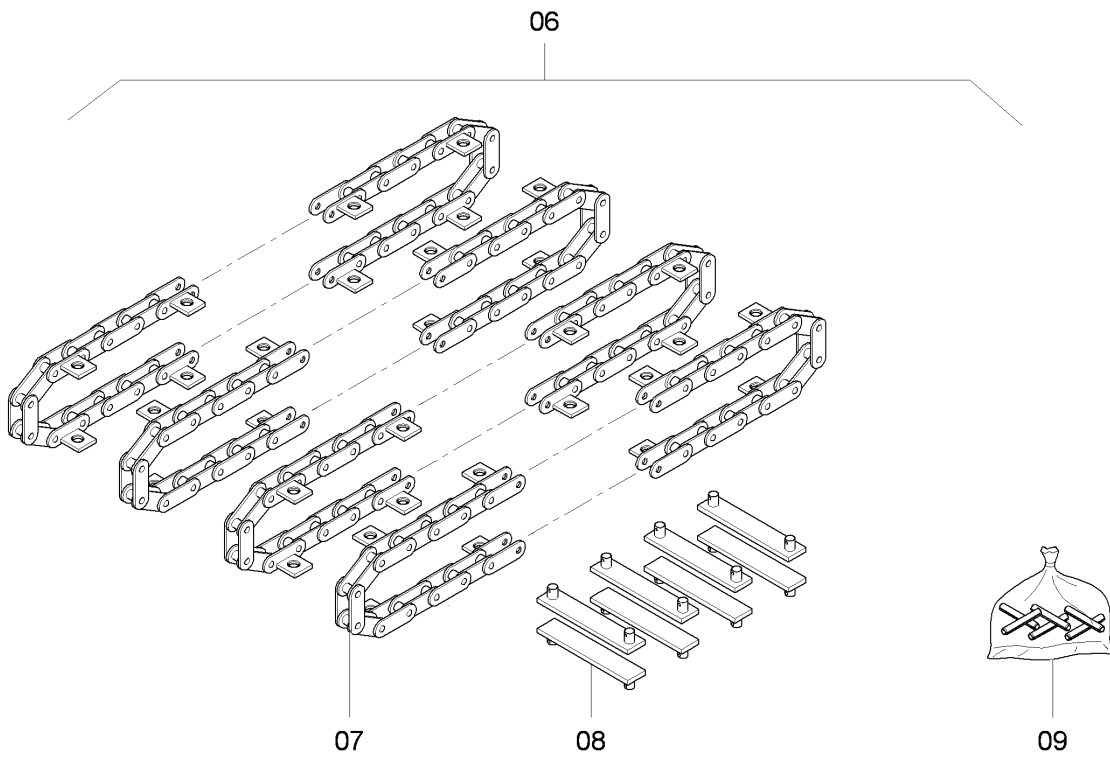
Wear part kit roof profile

299-05006

Buchsenförderkettensatz, Standard
Conveyer chain kit, standard

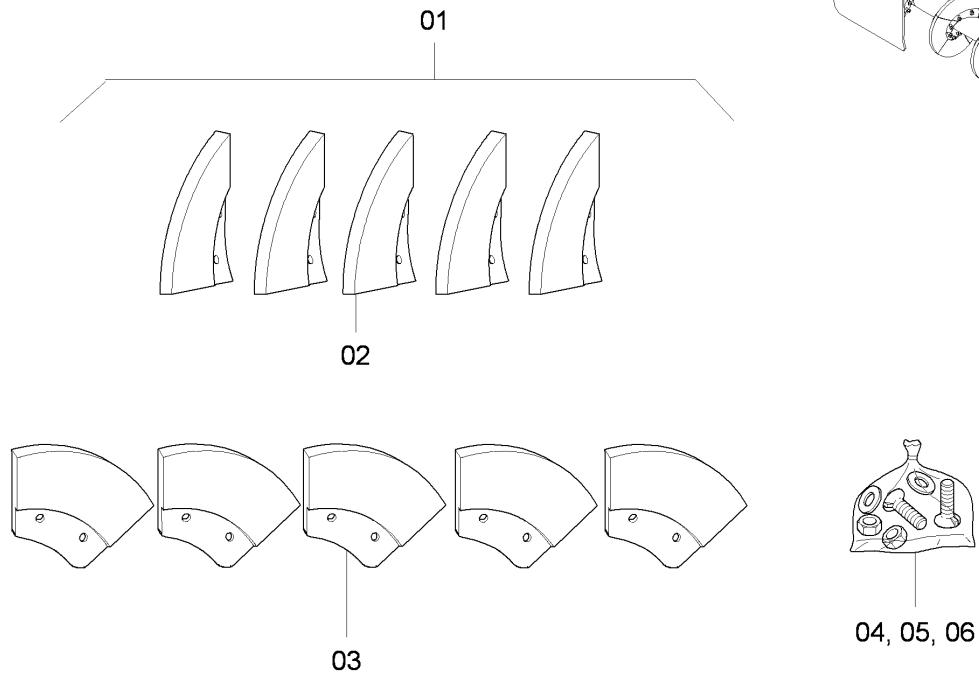


Buchsenförderkettensatz, Doppelt
Conveyer chain kit, double

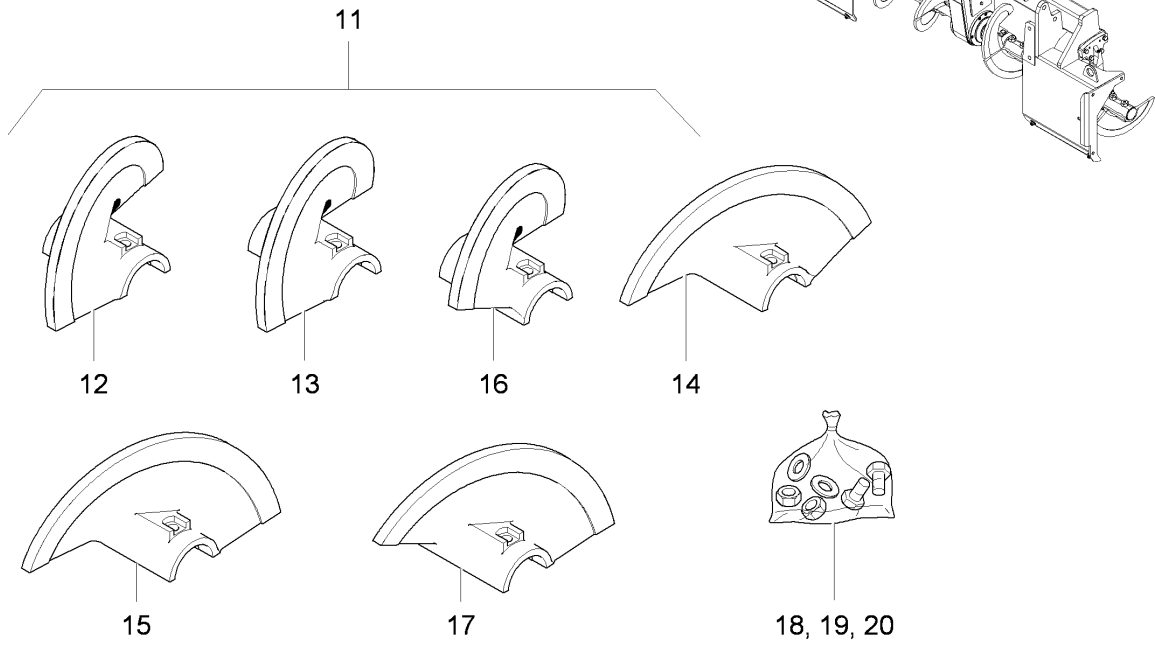


Pos. Item	Best.-Nr. Part No.	Anz. Qty.	Beschreibung Description	Bemerkung Note
1	679588		Conveyor chain kid, standard	
2	933023076	4	Conveyor chain	
3	750132506	28	Conveyor bar	
4	931500924	56	Clamping sleeve	
	-----		-----	
6	679589		Conveyor chain, double	
7	933023075	4	Conveyor chain	
8	750132506	56	Conveyor bar	
9	931500924	112	Clamping sleeve	
			-	ST 13.06.2008
Wear part kit conveyor chain				299-05008

Schneckensatz
Auger segment kit



Schneckensatz
Auger segment kit



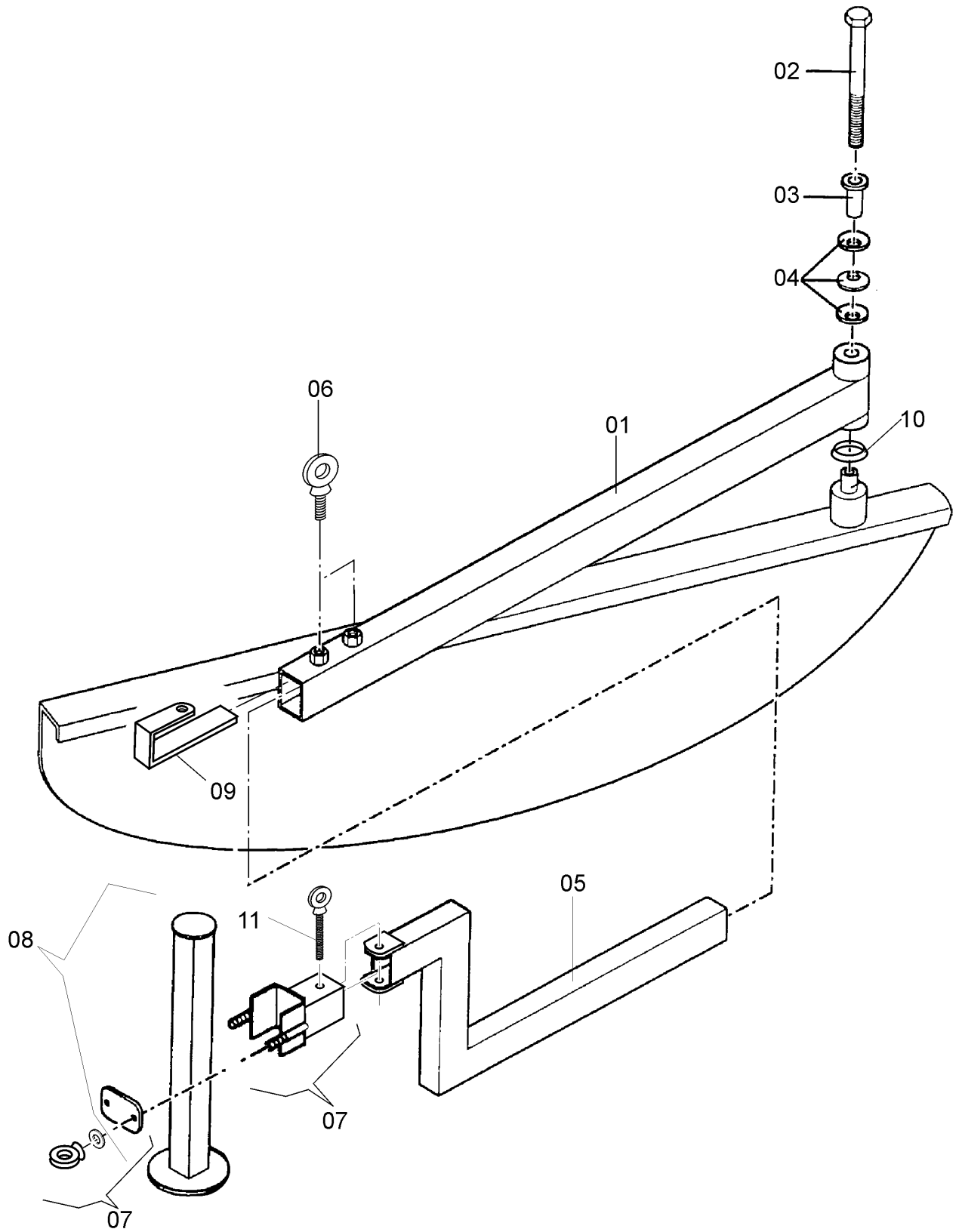
Pos. Item	Best.-Nr. Part No.	Anz. Qty.	Beschreibung Description	Bemerkung Note
1	679586		Wear part kit auger	ø380
2	756182711	12	Wear part, left	
3	756182811	12	Wear part, right	
4	937634274	48	Countersunk screw	
5	928847	48	Hex. nut	
6	49900025	48	Screw retention	

11	299000509		Wear part kit auger	ø380
12	380001258	1	Auger wing, left	
13	38000978	3	Auger wing, l.h.	
14	380001259	1	Auger wing, right	
15	38000979	3	Auger wing, right	
16	38000980	2	Auger wing, l.h.	
17	38000981	2	Auger wing, r.h.	
18	938125016	24	Hex. screw	
19	49901809	24	Screw retention	
20	49901556	24	Hex. nut	
			—	ST 04.07.2008

Wear part kit auger

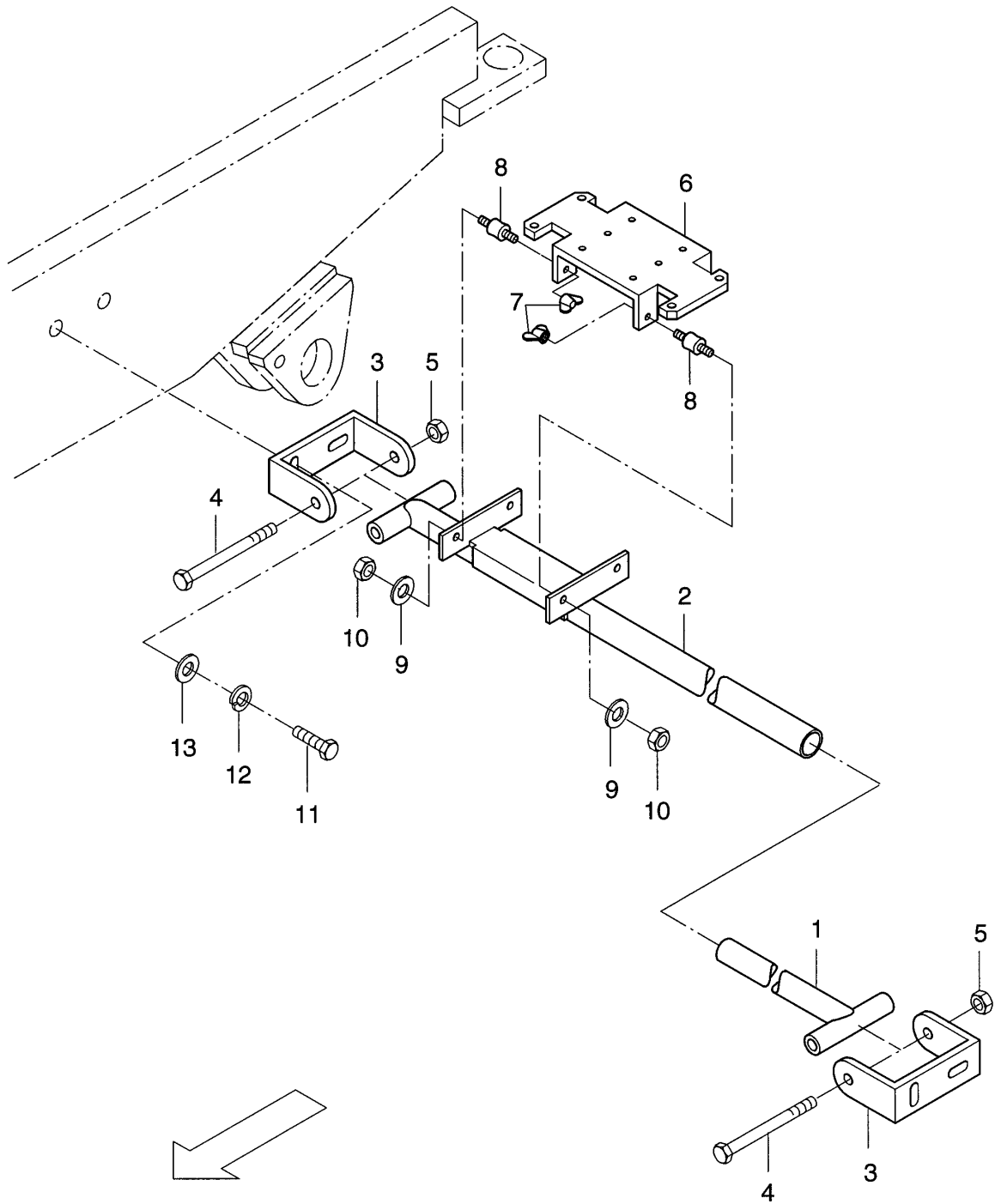
299-11001

Pos. Item	Best.-Nr. Part No.	Anz. Qty.	Beschreibung Description	Bemerkung Note
1	116-5120A	2	Mech. parts - grade control assy.	
2	200-15100	1	Levelling bar compl., betw. side screed arms	
3	874-5150	1	Gradeline: levellg. one-sided,el. parts	95000152
Grp. 15, Levelling				

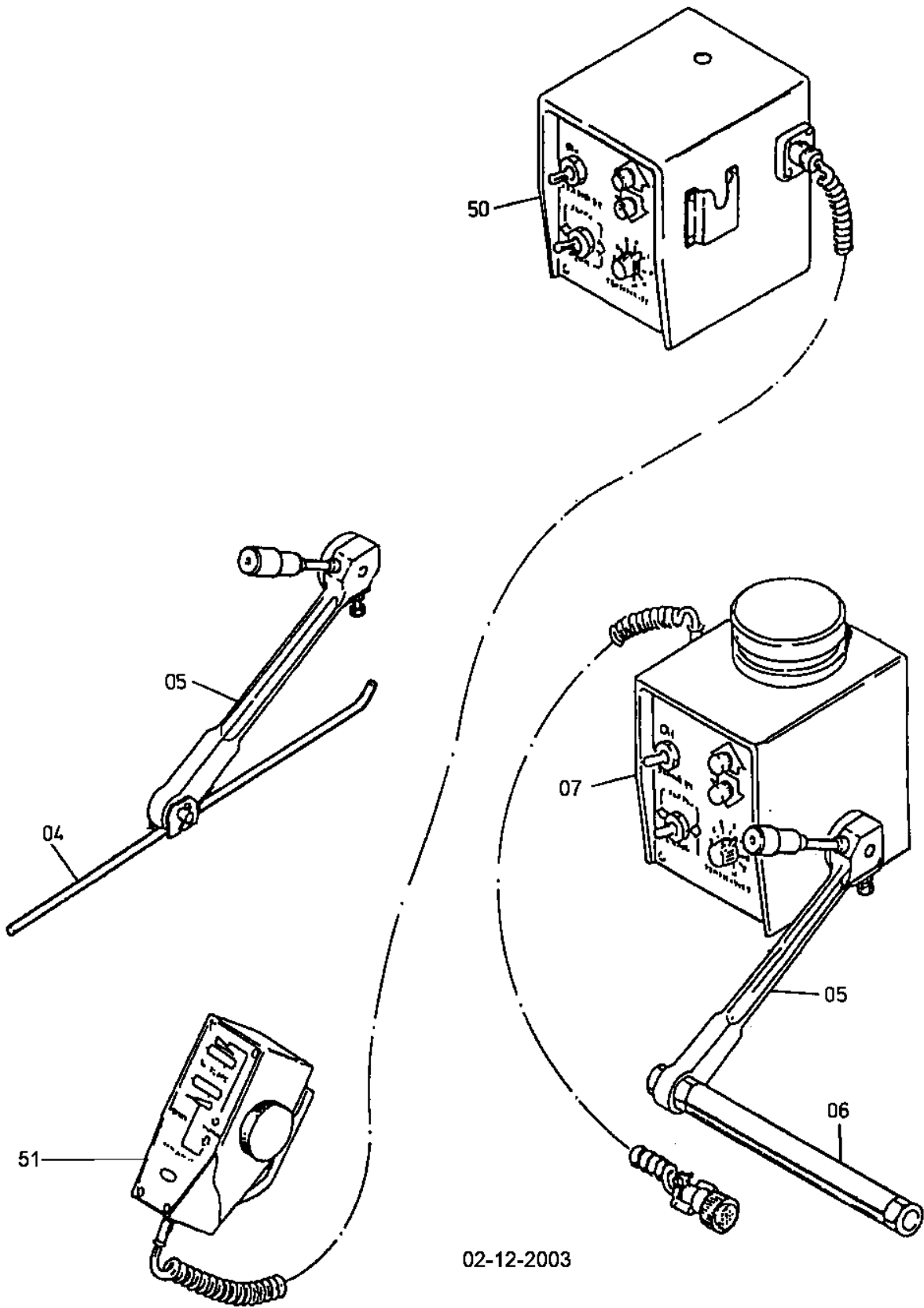


F
2005-04-19

Pos. Item	Best.-Nr. Part No.	Anz. Qty.	Beschreibung Description	Bemerkung Note
	241519100	1	Mech. parts - grade control assy.	
1	20001301	1	Swivel arm	
2	938121965	1	Screw	
3	30005422	1	Clamping bush	
4	49901323	8	Cup spring	
5	30011071	1	Support	
6	937580116	2	Ring screw	
7	20000707	1	Joint for grade control	
	49901729	2	Ring nut	
	49900016	2	Washer	
	30002150	1	Clamping piece	
8	20003277	1	Retainer for grad control assy. cpl.	
	20005797	1	Automatic controller owner cpl.	
	20000710	1	Guide piece	
	30007950	1	Spindle	
	30001927	1	Locking element	
	49900766	1	Clamping sleeve	
9	241519101	1	Clamping piece	
10	241519104	0	Cone ring	
11	41519108	1	Eye screw	
	937592010	1	Ring nut	
	938280664	1	Stud bolt screw	
			Inscription	
				ÄM: 4786 2005-04-19
Mech. parts - grade control assy.				116-5120A

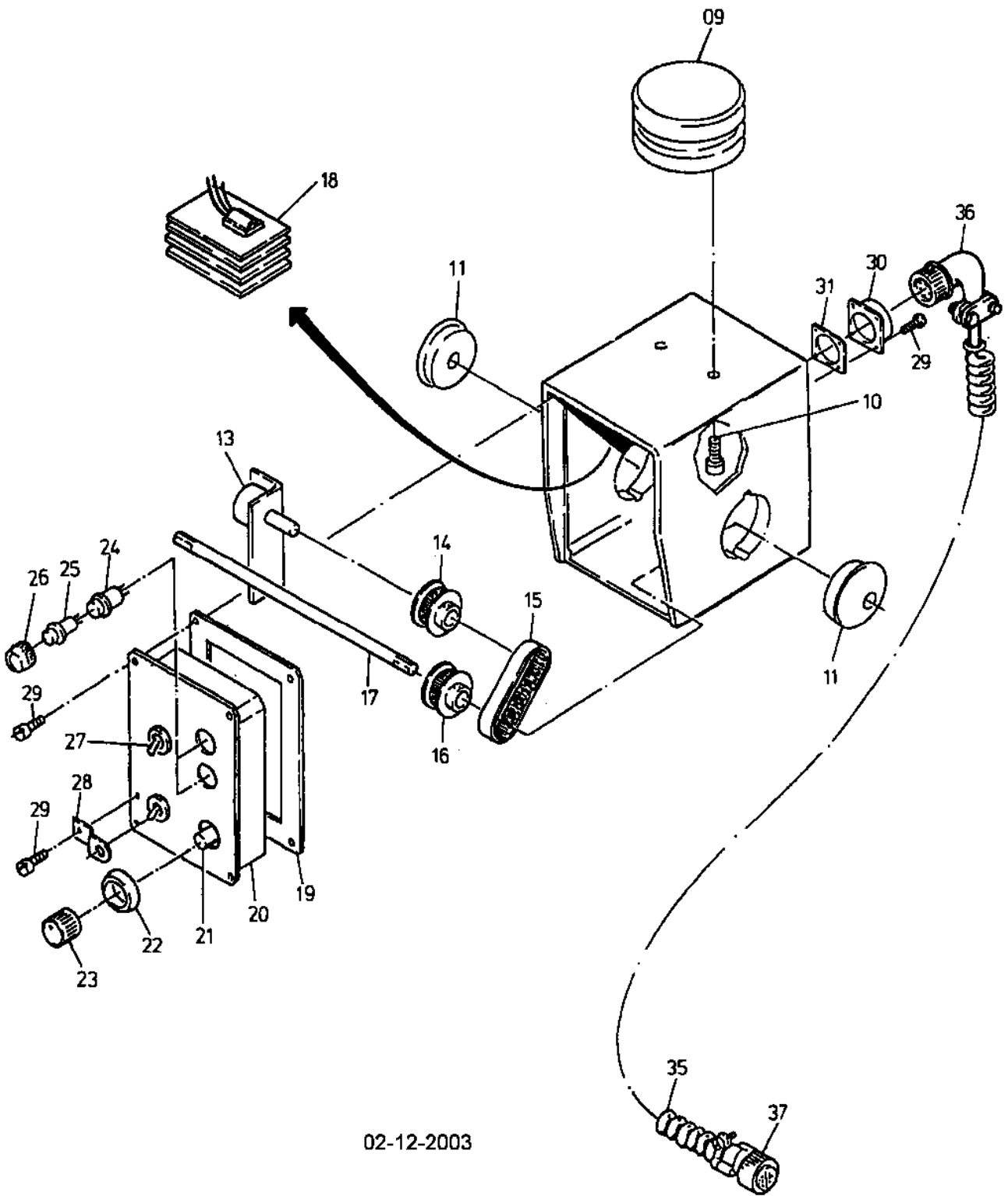


Pos. Item	Best.-Nr. Part No.	Anz. Qty.	Beschreibung Description	Bemerkung Note
	20007629		Levelling bar, compl.	
1	20007631	1	Bar, part 1	
2	20007632	1	Bar, part 2	
3	30014719	2	Holder	
4	49900848	2	Screw	
5	938500009	2	Hex. nut	
6	30012502	1	Holder plate	
7	49900696	4	Wing nut	
8	49302349	4	Rubber buffer	
9	49901590	4	Washer	
10	49901071	4	Hex. nut	
11	500051	4	Hex. screw	
12	49900032	4	Screw retention	
13	600009	4	Washer	
Levelling bar compl., betw. side screed arms				200-15100

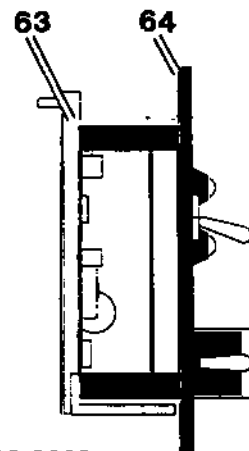
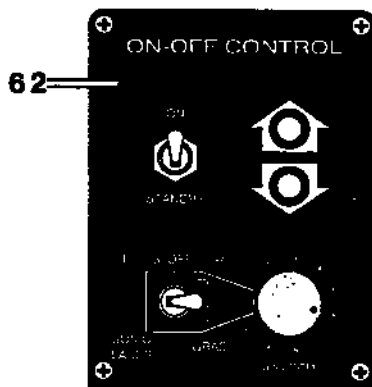
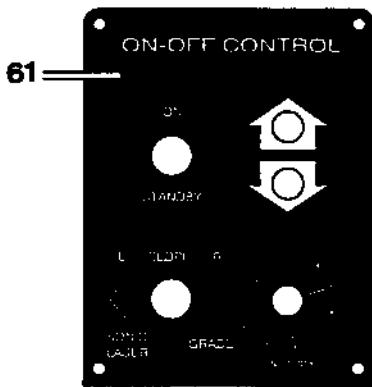
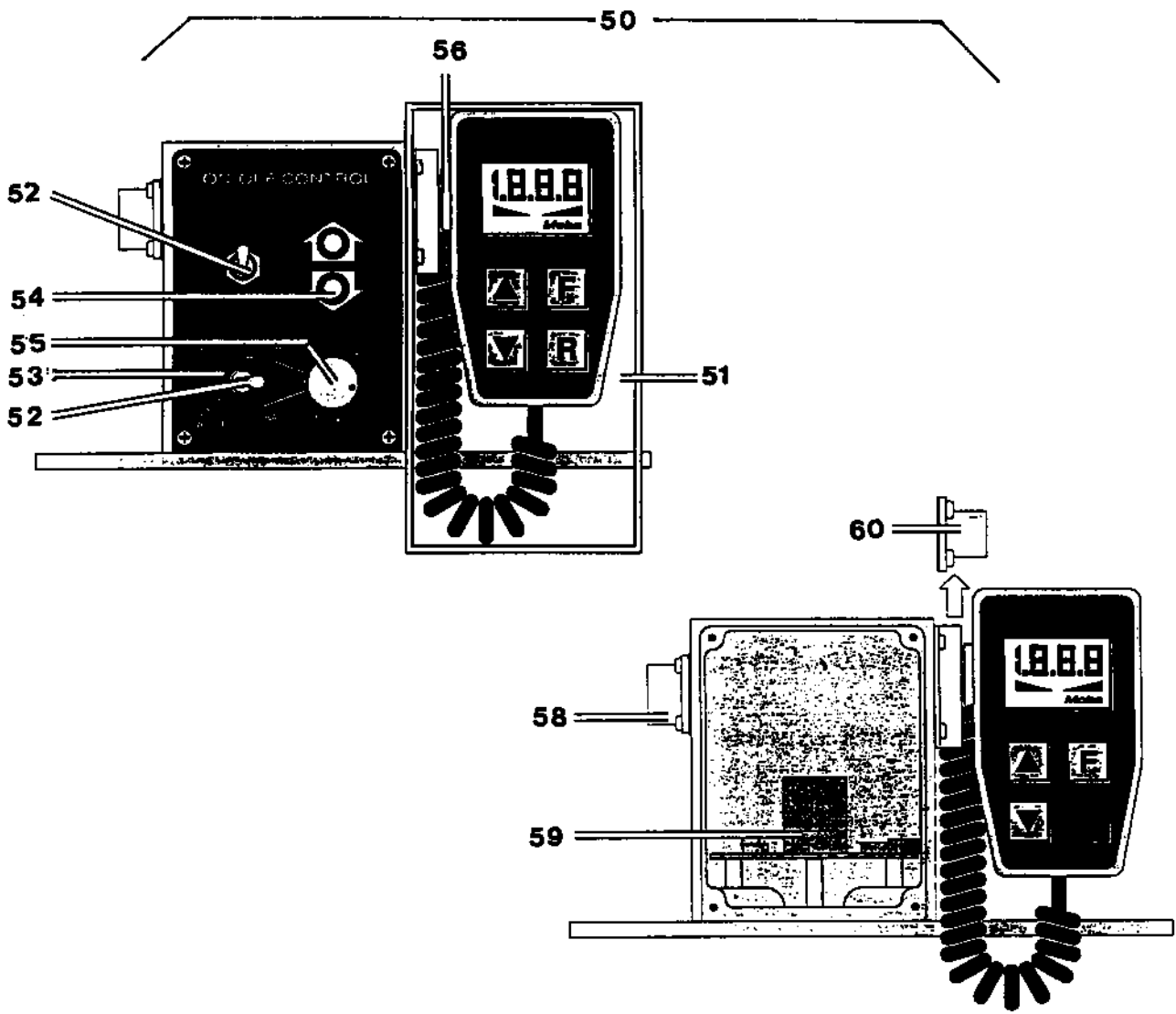


02-12-2003

07



02-12-2003



02-12-2003

Pos. Item	Best.-Nr. Part No.	Anz. Qty.	Beschreibung Description	Bemerkung Note
	95000152		Gradeline: levellg. one-sided,el. parts	
4	900620548	1	Tracer assy.	
5	900620545	1	Sensor-arm assy.	
6	900620525	1	Tracing tube	
7	900624802	1	Altitude control	
9	900620010	1	Pivot	
10	97396973		Screw	
11	49301636	1	Mounting set assy.	
13	900620547	1	Sensor with bracket	
14	97907773	1	Tooth lock washer, poti	
15	900620546	1	Tooth belt	
16	97907973	1	Tooth lock washer, axle	
17	49301834	1	Axle	
18	97908873	1	Resistor plate with cable	
19	49301840	1	Sealing	
20	900624764	1	Module assy.	
21	900604650	1	Potentiometer	
22	49301837	1	Locking ring	
23	49301836	1	Adjusting knob	
24	900610412	2	Indicator light	
25	49301838	2	Bulb	
26	49300899	2	Lamp cap	
27	900605250	2	Toggle switch	
28	49301839	1	Pawl	
29	97386773	13	Screw	
30	49300903	1	Connector 7 pole male	
31	900620250	1	Sealing	
35	900625070	1	Connection cable assy.	6 M
36	900610597	1	Elbow plug	
37	49100230	1	Straight plug	
50	900624755	1	Slope control cpl	
51	49100743	1	Handset with cable	
52	900605250	2	Toggle switch	
53	49600361	1	Fixing device-set	
54	900610131	2	LED-socket	
	900610119	2	LED yellow	
55	49600364	1	Control knob	
	900604650	1	Potentiometer	
56	900620062	1	Holding knob	
58	49300903	1	Connector 7 pole male	
	900620250	1	Sealing	
59	49600366	1	Sensor	
60	49100254	1	Connector 3 pole male	
	49600367	1	Sealing	
61	900610134	1	Front plate	
62	49600369	1	Control modul	

Gradeline: levellg. one-sided,el. parts 95000152

874-5150

Pos. Item	Best.-Nr. Part No.	Anz. Qty.	Beschreibung Description	Bemerkung Note
63	49600370	1	Module	
64	49301840	1	Sealing	
65	900624870	1	Tool box	
				02-12-2003
Gradeline: levellg. one-sided,el. parts 95000152				874-5150