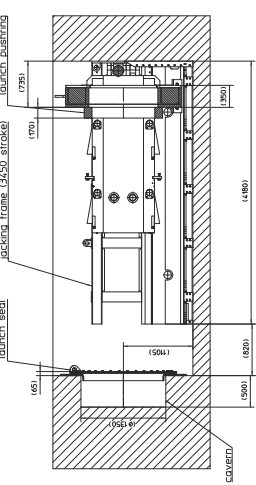
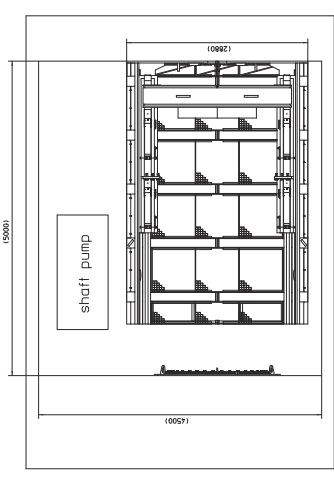


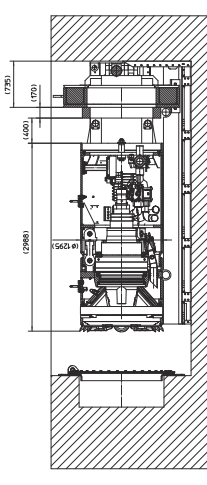
1 2 3 4 5 6 7 8 9 10 11 12 13 14 15 16 17 18 19 20 21 22 23 24 25 26 27 28 29 30 31 32 33 34 35 36 37 38 39 40 41 42 43 44 45 46 47 48 49 50 51 52 53 54 55 56 57 58 59 60 61 62 63 64 65 66 67 68 69 70 71 72 73 74 75 76 77 78 79 80 81 82 83 84 85 86 87 88 89 90 91 92 93 94 95 96 97 98 99 100



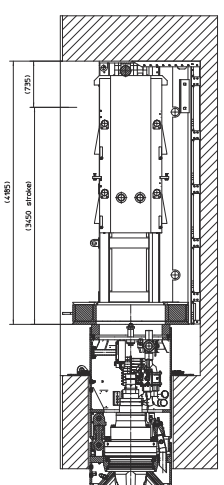
STEP 1
mount jacking frame, launch seal and launch pushing



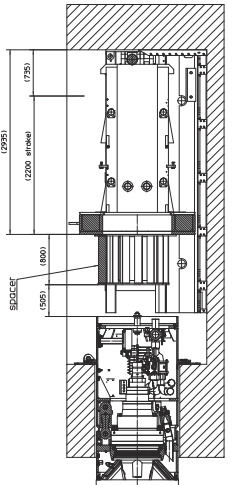
STEP 2
let down tunnelling machine



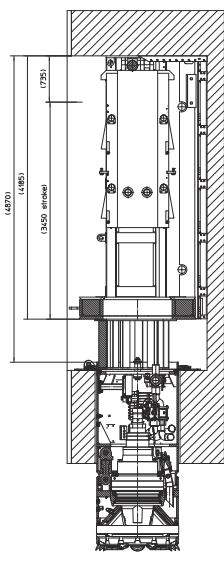
STEP 3
stroke



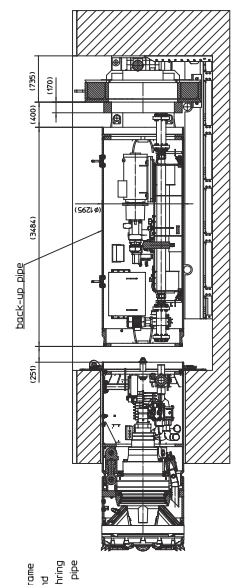
STEP 4
move in jacking frame
remove launch pushing
and mount spacer



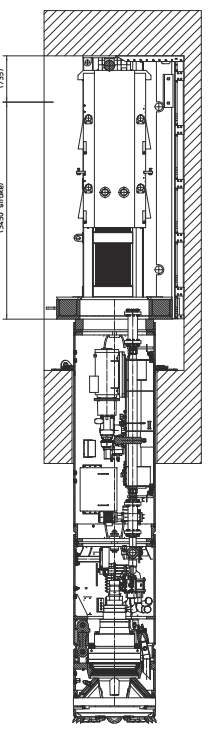
STEP 5
stroke



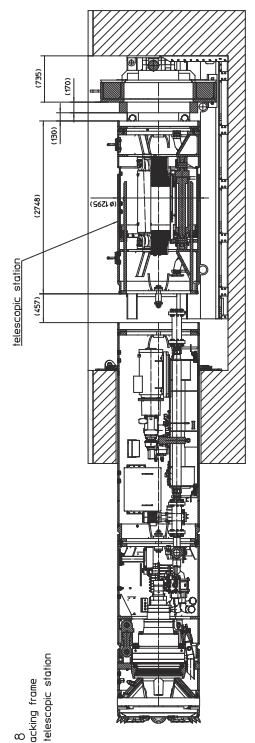
STEP 6
move in jacking frame
remove spacer and
mount launch pushing
let down back-up pipe



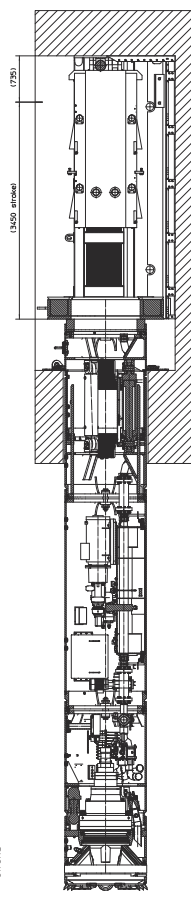
STEP 7
stroke



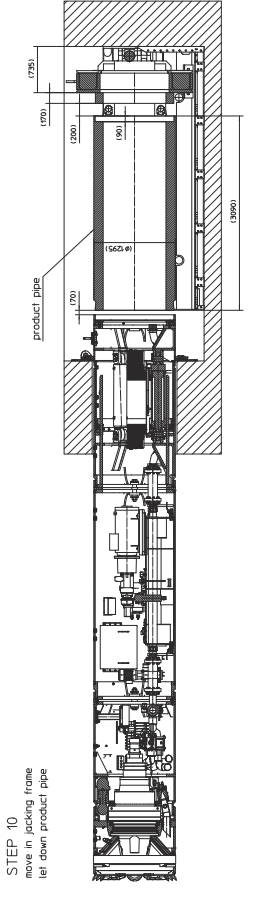
STEP 8
move in jacking frame
let down telescopic station



STEP 9
stroke



STEP 10
move in jacking frame
let down product pipe



THE INFORMATION CONTAINED HEREIN IS THE PROPERTY OF THE COMPANY AND IS TO BE KEPT CONFIDENTIAL. IT IS TO BE USED ONLY FOR THE PROJECT AND NOT TO BE REPRODUCED OR TRANSMITTED IN ANY FORM OR BY ANY MEANS, ELECTRONIC OR MECHANICAL, INCLUDING PHOTOCOPYING, RECORDING, OR BY ANY INFORMATION STORAGE AND RETRIEVAL SYSTEM.	
LAUNCH SITUATION 3892-01-000-00	
DRAWING NO. 3892-01-000-00 DATE 1/1/04 SCALE 1:1 SHEET NO. 11 TOTAL SHEETS 11	PROJECT NO. 3892-01-000-00 PROJECT NAME ANF-AHR-SITUATION PROJECT LOCATION PROJECT DESCRIPTION PROJECT MANAGER PROJECT ENGINEER PROJECT ARCHITECT PROJECT CONTRACTOR
HERGENROTHER AG Schönbühlweg 2 40535 Düsseldorf, Germany Tel: +49 (0) 212 2400-0 Fax: +49 (0) 212 2400-100 E-Mail: info@hergenrother.com www.hergenrother.com	