

**Verschlauchungsplan / Hydraulic hose diagram /
Schéma des conduites hydrauliques /
Diagrama de flexibles hidráulicos**

Mobiler Backenbrecher / Mobile jaw crusher /
Concasseur à mâchoires mobile / Trituradora de mandíbula móvil

MOBICAT MC120Z

| |
|---|
| K007 Baureihe / Series / Série / Serie |
| 19.10.2015 Ausgabedatum / Date of issue / Date d'édition / Fecha de edición |
| F20012115_C Bestellnummer / Order No. / No. de commande / Número de pedido |



Herausgeber Kleemann GmbH
Manfred-Wörner-Straße 160
D-73037 Göppingen
Germany
Phone + 49 (0) 71 61 / 20 6 - 0
Website www.kleemann.info

Dokumentenname HVP_K007_F20012115_C

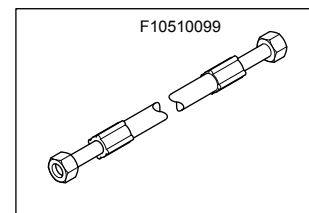
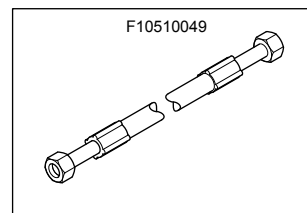
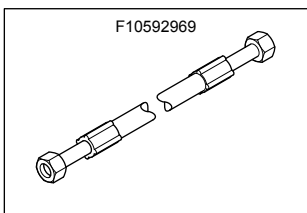
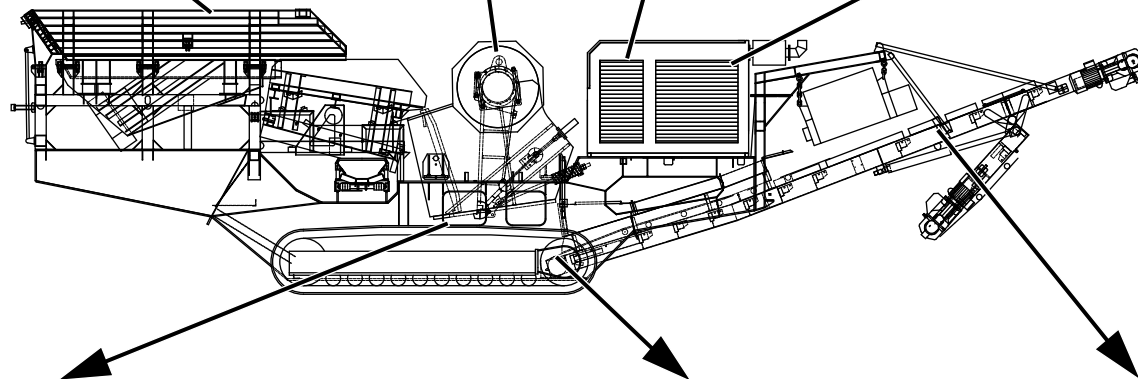
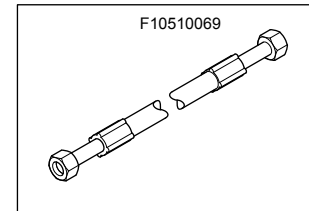
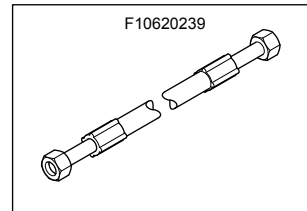
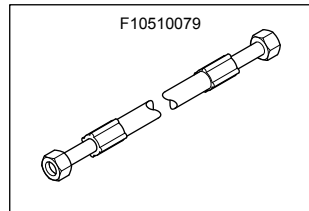
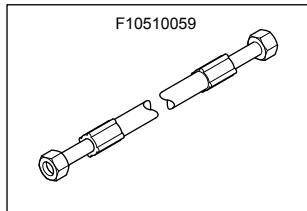
Erstausgabe-Datum 30.10.2008

Änderungs-Datum 19.10.2015

Copyright © 2015 by Kleemann GmbH

Diese Dokumentation einschließlich aller ihrer Teile ist urheberrechtlich geschützt. Jede Verwertung bzw. Veränderung außerhalb der engen Grenzen des Urheberrechtsgesetzes ist ohne Zustimmung der Kleemann GmbH unzulässig und strafbar.

Das gilt insbesondere für Vervielfältigungen, Übersetzungen, Mikroverfilmungen und die Einspeicherung und Verarbeitung in elektronischen Systemen.

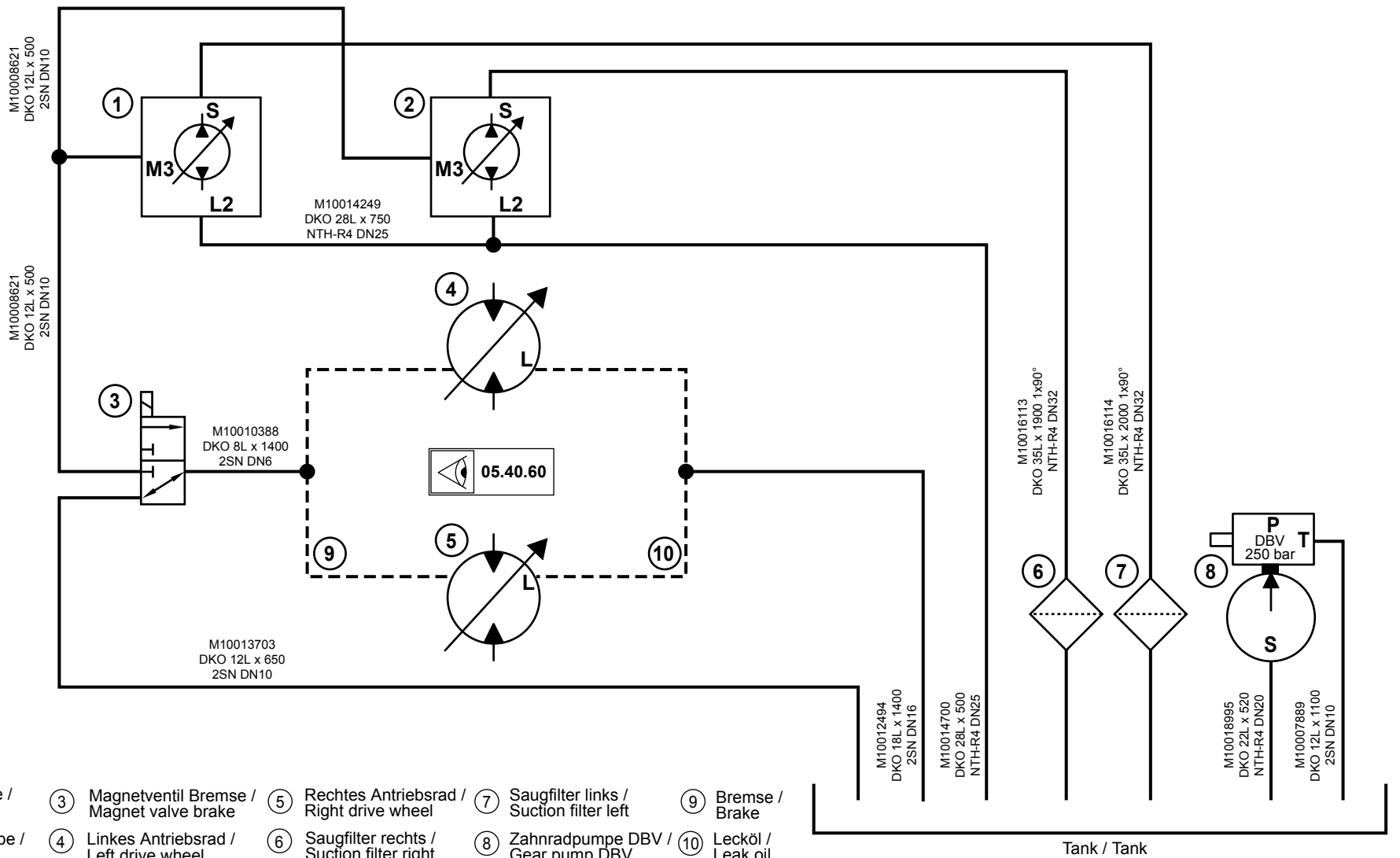


Gruppe: **05.40.01 / 00**
 Assembly: **F10510029**
 Groupe:
 Grupo:

Benennung: **Hydraulikschläuche komplett**
 Designation: **High pressure hoses complete**
 Designation: **Tuyau haute pression complet**
 Denominación: **Manguera de alta presión completo**

Datum: **27.09.2012**
 Date:
 Date:
 Fecha:



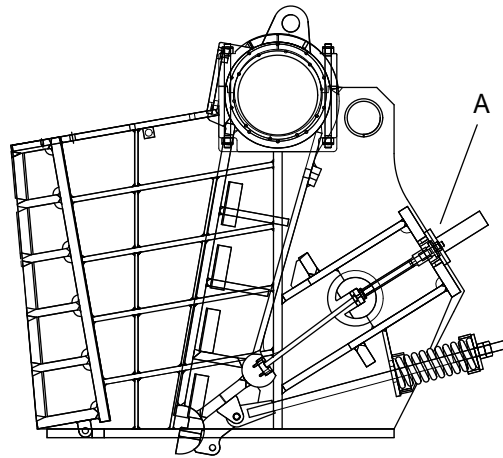


Gruppe: **05.40.05 / 00**
 Assembly: **F10510069**
 Groupe:
 Grupo:

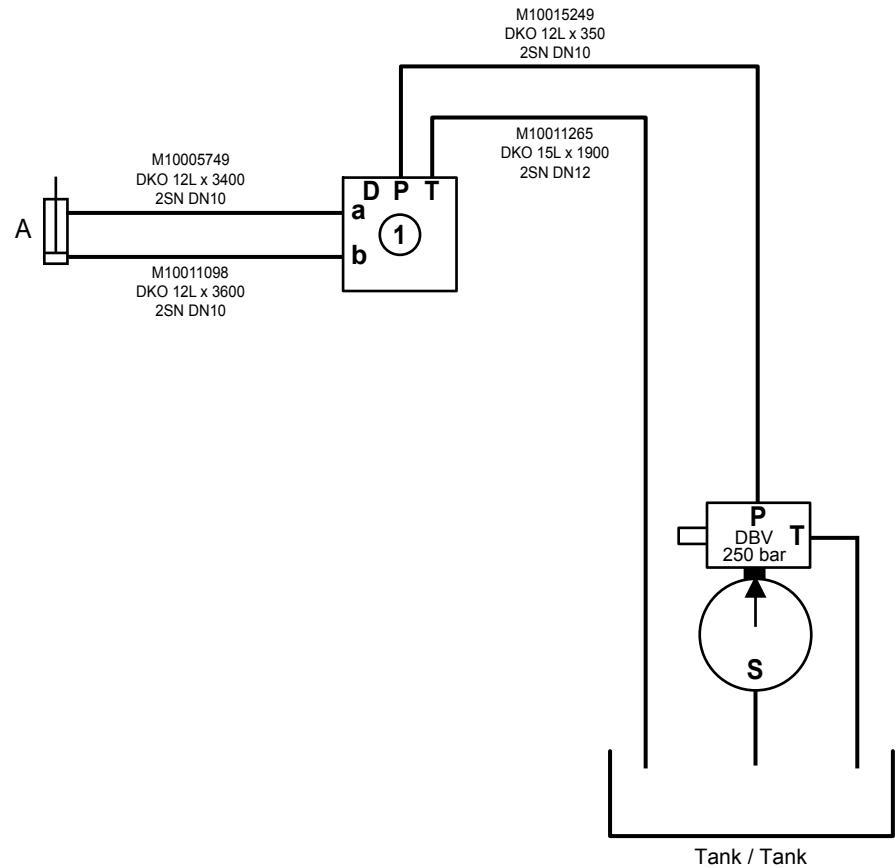
Benennung: **Hydraulikschläuche Antriebsaggregat Scania**
 Designation: **Hydraulic hoses power supply unit Scania**
 Designation: **Conduit hydraulique le groupe électrogène Scania**
 Denominación: **Manguera hidráulica unidad de potencia Scania**

Datum: **27.09.2012**
 Date:
 Date:
 Fecha:





① Steuerblock Brecher: Spaltverstellung
Valve block crusher: gap setting

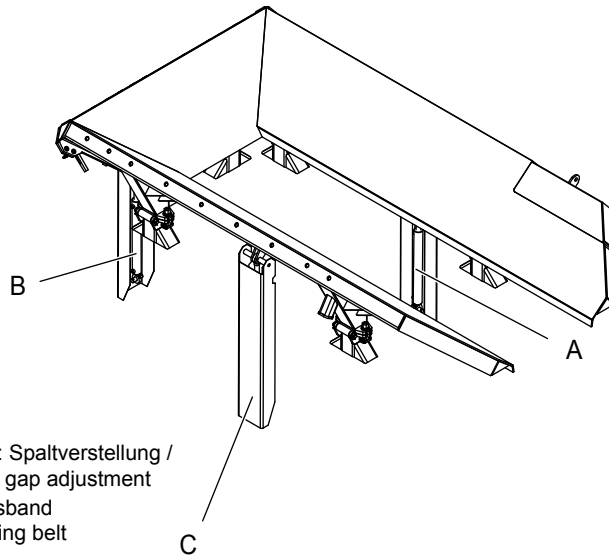



Gruppe: **05.40.10 / 00**
 Assembly: **F10510079**

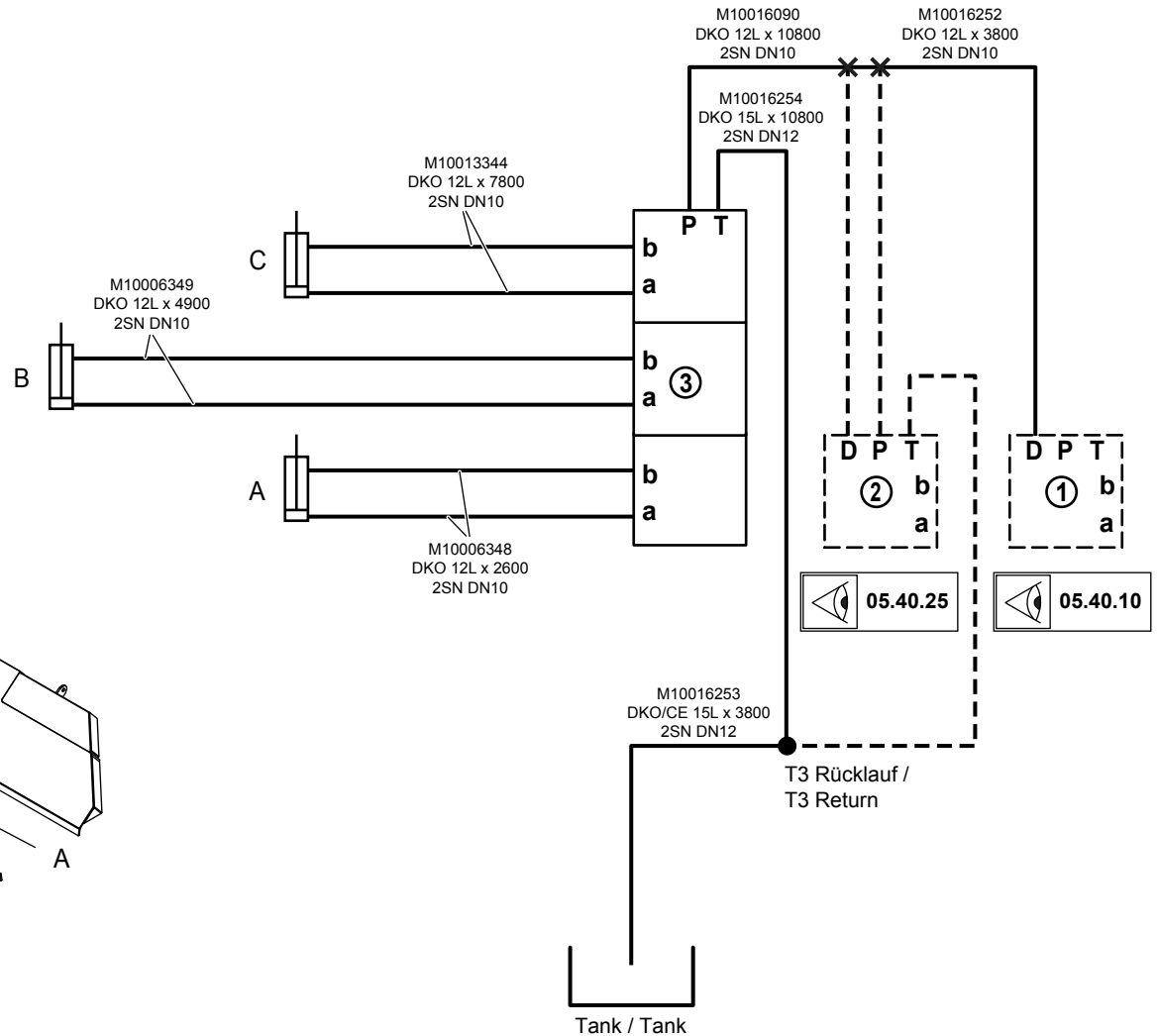
Benennung: **Hydraulikschläuche Brecher**
 Designation: **High pressure hoses crusher**
 Designation: **Conduit hydraulique broyeur**
 Denominación: **Manguera hidráulica machacadora**

Datum: **27.09.2012**
 Date:
 Date:
 Fecha:





- ① Steuerblock Brecher: Spaltverstellung /
Valve block Crusher: gap adjustment
- ② Steuerblock Austragsband
Valve block discharging belt
- ③ Steuerblock Trichter/
Valve block hopper

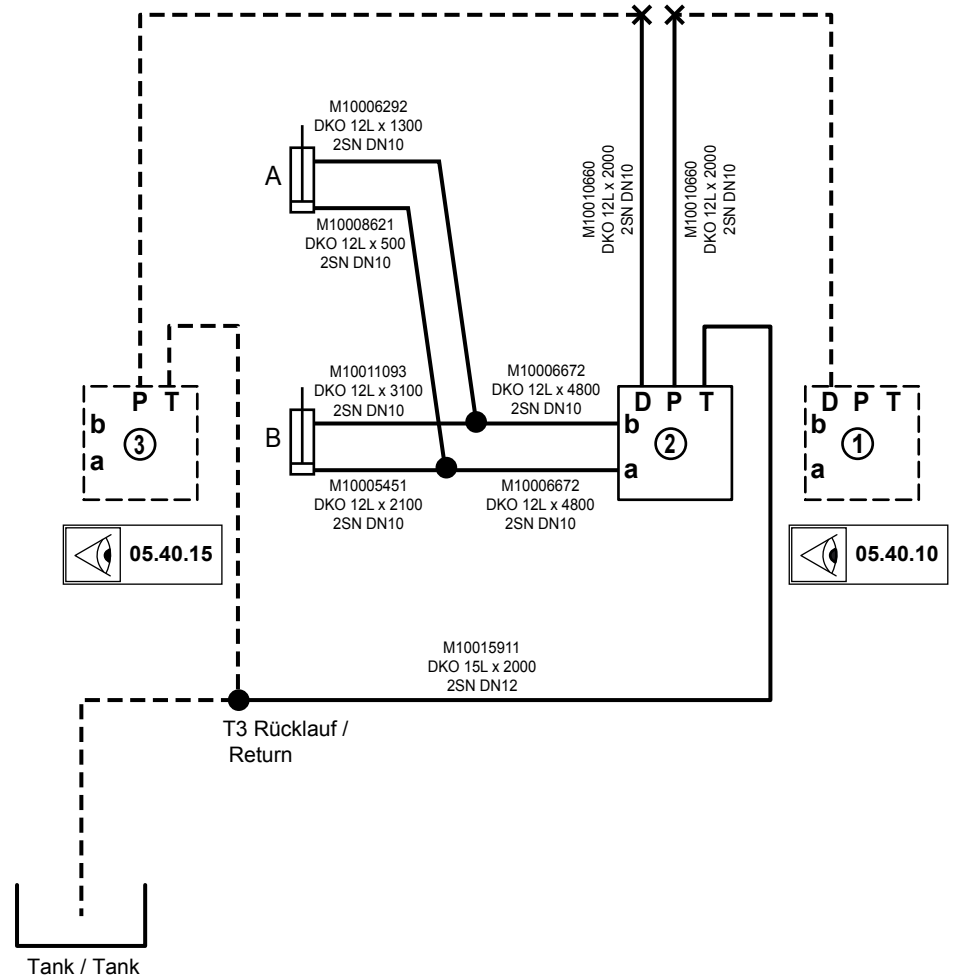
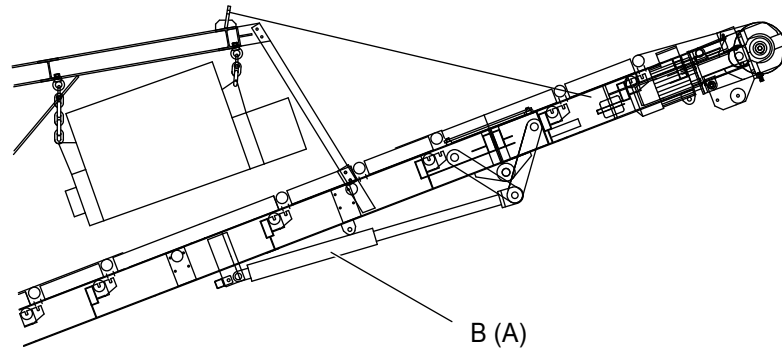



Gruppe:
 Assembly: **05.40.15 / 00**
 Groupe:
 Grupo: **F10510059**

Benennung: **Hydraulikschläuche Trichter**
 Designation: **High pressure hoses hopper**
 Designation: **Conduit hydraulique trémie**
 Denominación: **Manguera hidráulica tolva**

Datum:
 Date: **27.09.2012**
 Date:
 Fecha:





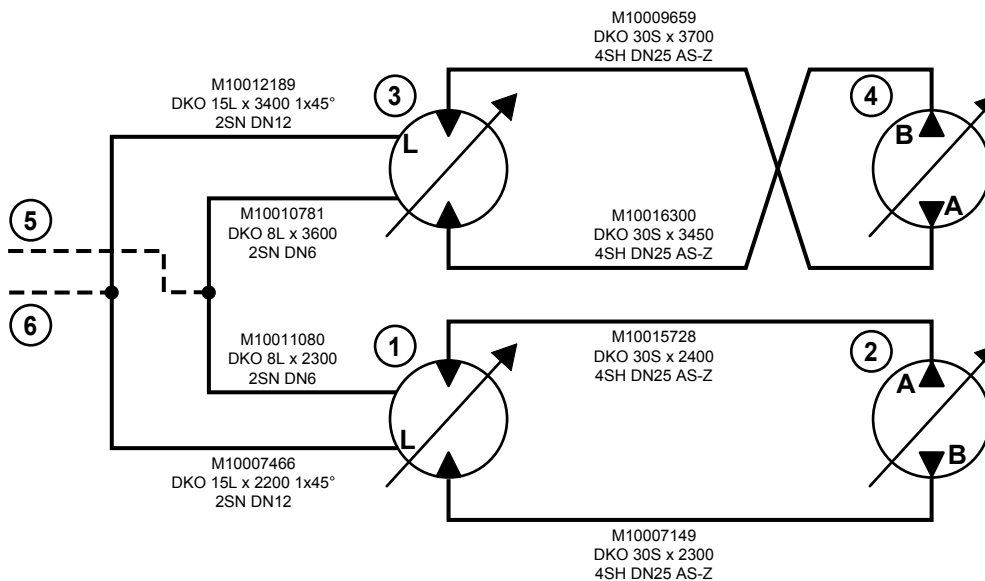
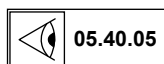
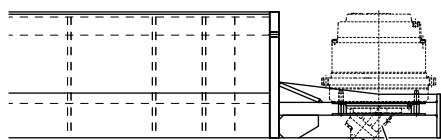
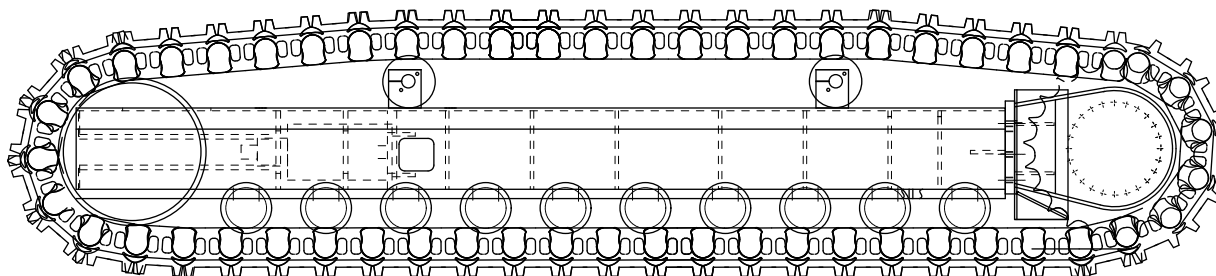
- ① Steuerblock Brecher: Spaltverstellung /
Valve block Crusher: gap setting
- ② Steuerblock Brecherabzugsband /
Valve block crusher discharge conveyor
- ③ Steuerblock Trichter /
Valve block hopper

Gruppe: **05.40.25 / 00**
 Assembly: **F10510099**

Benennung: **Hydraulikschläuche Brecherabzugsband Standard**
 Designation: **High pressure hoses crusher discharge conveyor standard**
 Designation: **Conduit hydraulique convoyeur de déchargement du broyeur standard**
 Denominación: **Manguera hidráulica cinta de descarga de la machacadora estándar**

Datum: **27.09.2012**
 Date: **27.09.2012**
 Date: **27.09.2012**
 Fecha: **27.09.2012**





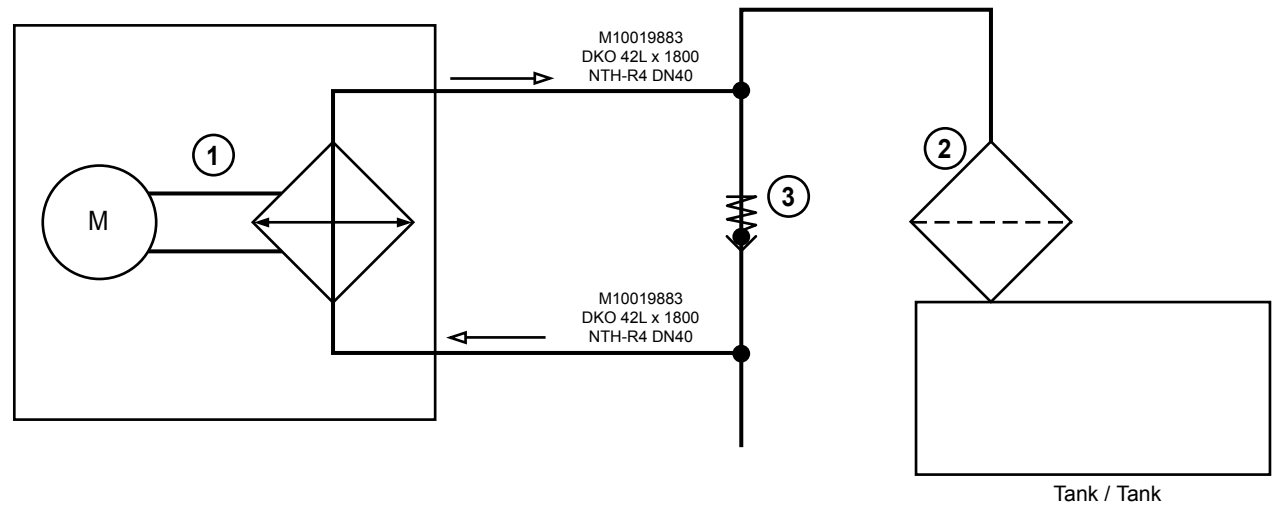
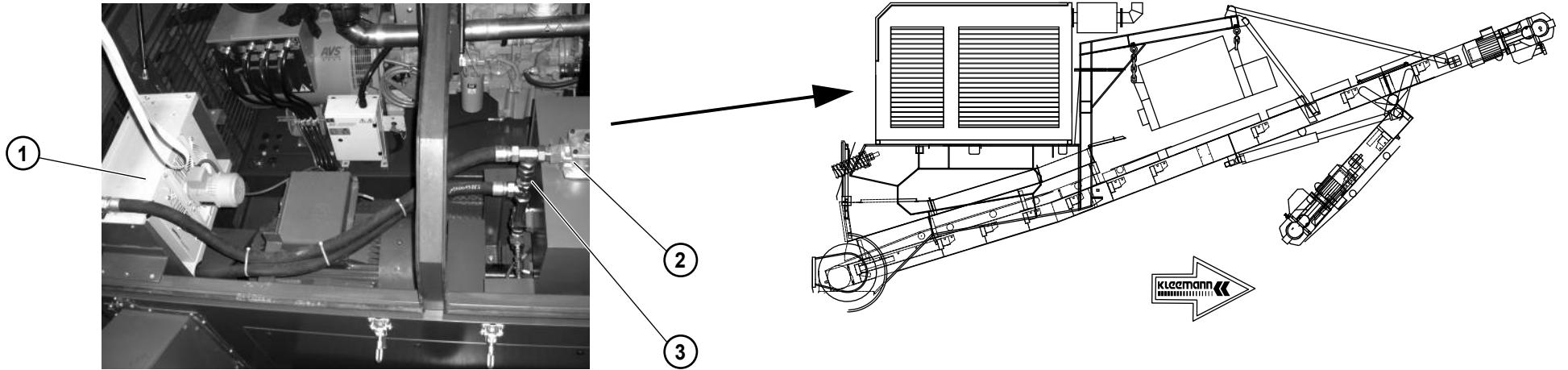
- | | | |
|--|--|------------------------|
| ① Rechter Raupenantrieb / Right track drive | ③ Linker Raupenantrieb / Left track drive | ⑤ Bremse / Break |
| ② Rechte Pumpe / Right pump | ④ Linke Pumpe / Left pump | ⑥ Lecköl / Leak oil |

Gruppe:
Assembly: **05.40.60 / 00**
Grúpe:
Grupo: **F10510049**

Benennung: **Hydraulikschläuche Fahrtrieb**
Designation: **High pressure hoses drive system**
Designation: **Conduit hydraulique mécanisme de translation**
Denominación: **Manguera hidráulica sistema de traslación**

Datum:
Date: **27.09.2012**
Date:
Fecha:





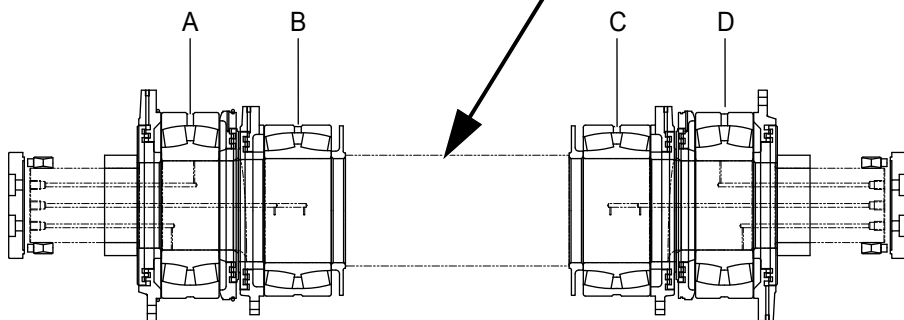
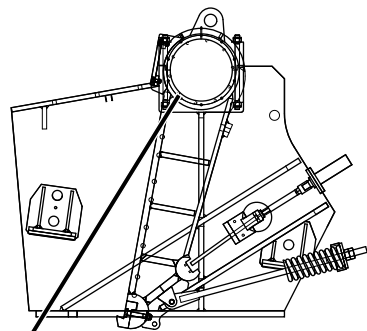
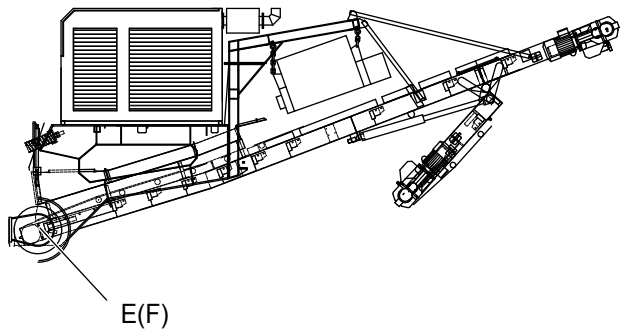
- ① Hydraulikölkühler / Hydraulic oil cooler
- ② Rücklauffilter / Return filter
- ③ Rückschlagventil / Check valve

Gruppe:
Assembly: **05.40.75 / 00**
Grúpe:
Grupo: **F10620239**

Benennung: **Hydraulikschläuche Hydraulikölkühler**
Designation: **High pressure hoses hydraulic oil cooler**
Designation: **Conduit hydraulique refroidisseur d'huile hydraulique**
Denominación: **Manguera hidráulica refrigerador de aceite hidráulico**

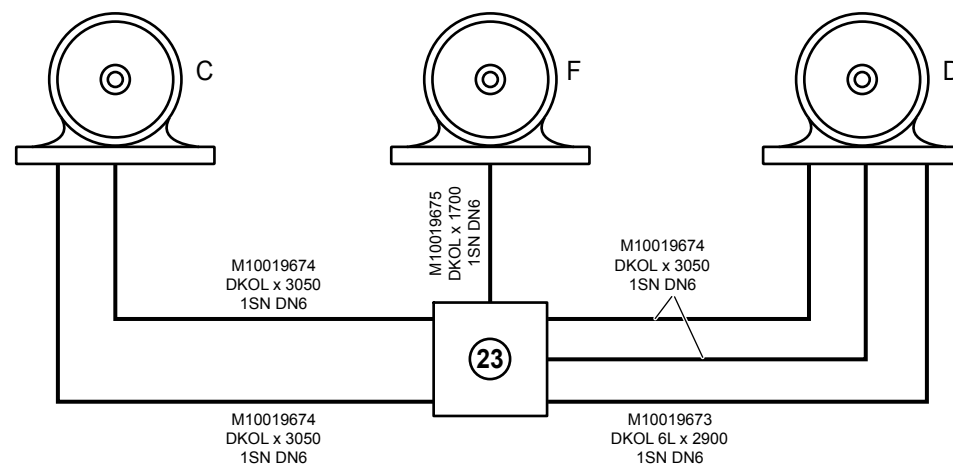
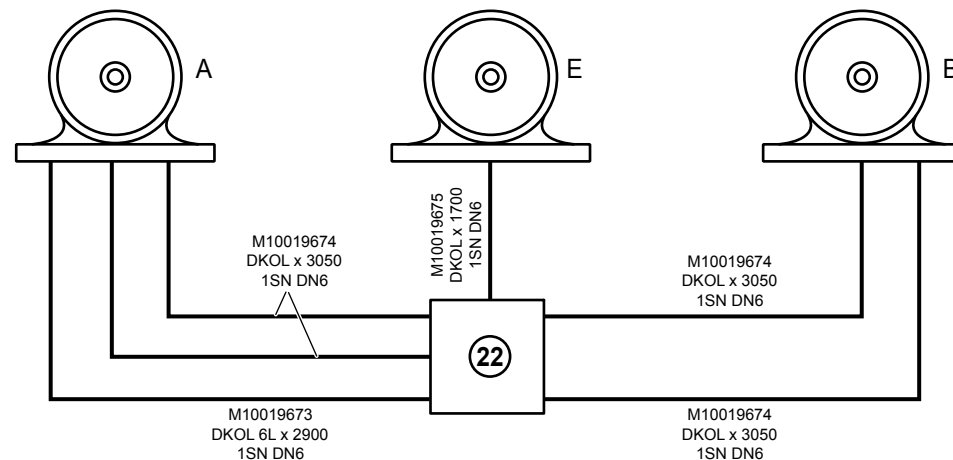
Datum:
Date: **27.09.2012**
Date:
Fecha:





② Verteilerblock links / Distributor block left

③ Verteilerblock rechts / Distributor block right



Gruppe: **05.40.95 / 00**
 Assembly: **F10592969**
 Groupe:
 Grupo:

Benennung: **Hydraulikschläuche Zentralschmierung**
 Designation: **High pressure hoses centralized lubrication**
 Designation: **Conduit hydraulique graissage centralisé**
 Denominación: **Manguera hidráulica engrase centralizado**

Datum: **27.09.2012**
 Date:
 Date:
 Fecha:

