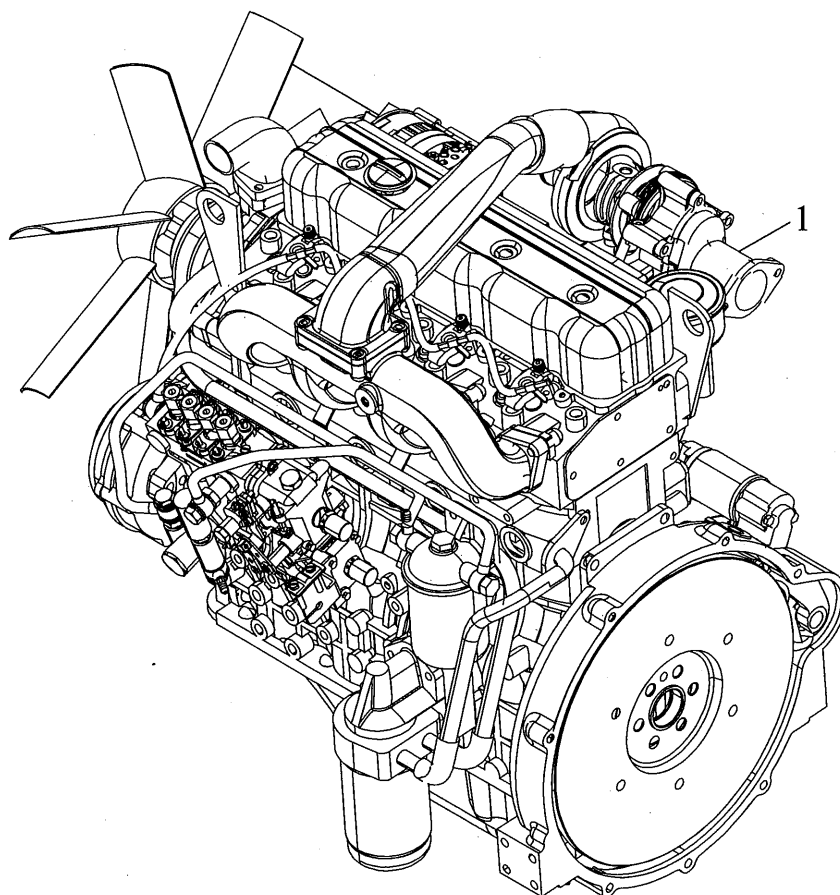


Catalogue

Label	Part code and specifications	Part name	Page code
35	TD904.451B	Cab assembly	115
36	TD800.452	Floor assembly	123
37	TD800.454A	Control panel assembly(004)	127
38	TD800.456G	Instrument panel assembly	129
39	TD800.457	Front connector assembly	131
40	TD800.458	Rear connector assembly	133
41	TD800.471A	Hood assembly	135
42	TD800.472B	Hood under hoarding assembly	139
43	TD800.474B	Hood lock assembly	141
44	TD800.475M	Hood seal assembly	143
45	TC05481030000K	Engine wiring harness assembly	145
46	TC05482020000K	Body harness assembly(003)	147
47	TC05483010000K	Headlight harness assembly(001)	149
48	TC05484010000K	Rear lamp wiring harness mounting assembly(005)	151
49	TD800.485A	Battery mounting assembly(012)	153
50	TC07487010000K	Combination instrument mounting assembly	155
51	FT300.49.001	Tool kit assembly	157
52	TD800.501A	Main oil tank mounting assembly	159
53	TD800.502	Auxiliary fuel tank mounting assembly	161
54	TD800.503C	Inlet and outlet pipe assembly	163
55	FT800.53.001	Trailing device assembly	165
56	TD800.55	Lift assembly	167
57	FT800.56A.001	Suspension assembly(011)	175
58	TD924.581	Oil pump tubing oil filter assembly(004)	181
59	TD924.582B	Hydraulic system assembly	183
60	TA600.62	Seat belt mounting assembly(002)	191
61	FT800.74B.001	Front weight assembly(007)	193
62	FT800.74B.002	Front counterweight frame assembly	195
63	TD800.811A	Air conditioning system assembly – cab	197
64	TC05812020000K	Air conditioning system assembly – engine(002)	199
65	FT800.91B.001	Rear counterweight assembly(004)	203

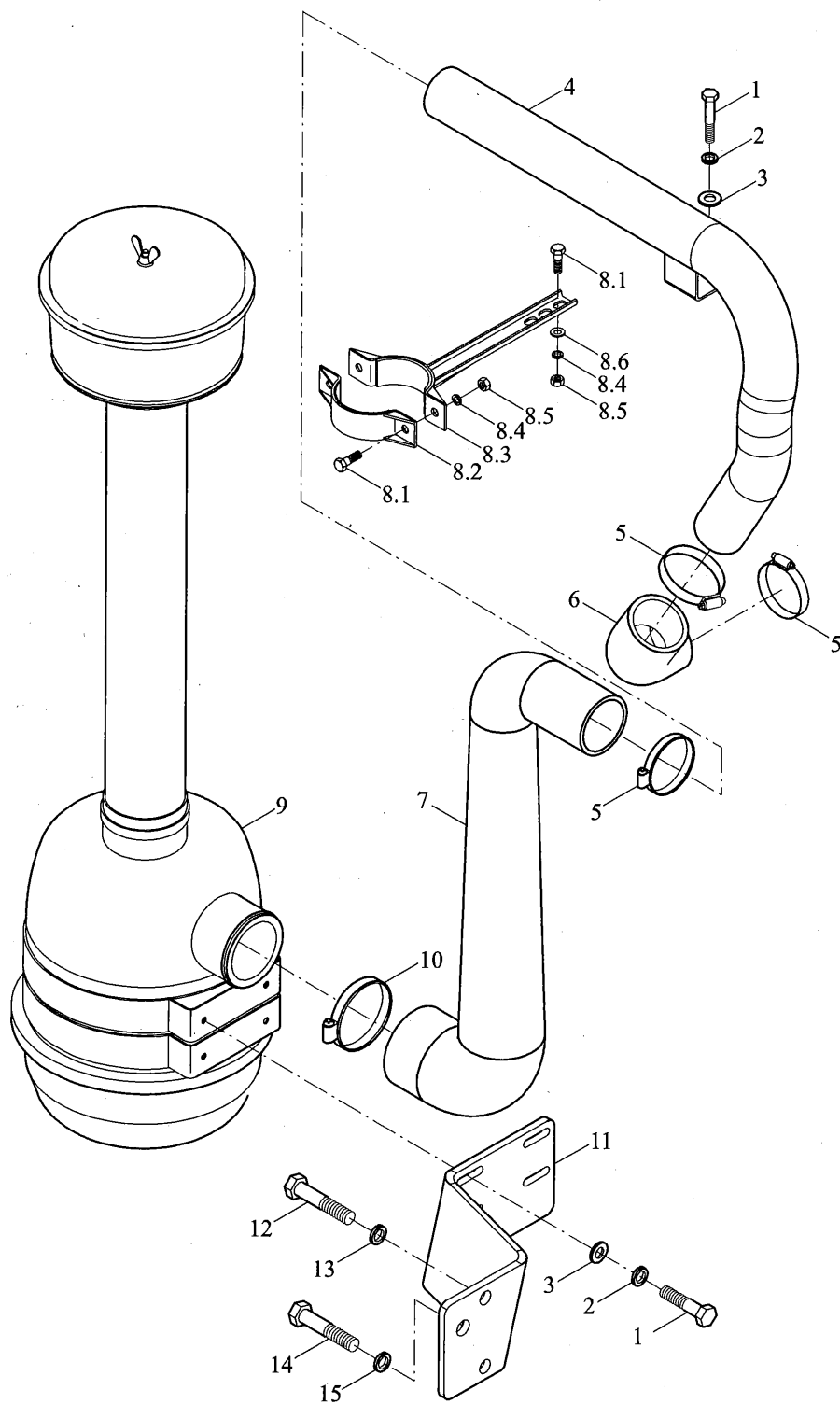
1004C-P4TWRT100N01 Engine assembly(001)



1004C-P4TWRT100N01 Engine assembly(001)

No.	Part code and specification	Part name	Quantity	Remark
1	1004C-P4TWRT100N01	Engine assembly	1	
	1004C-P4TWRT100N01	Engine assembly	1	

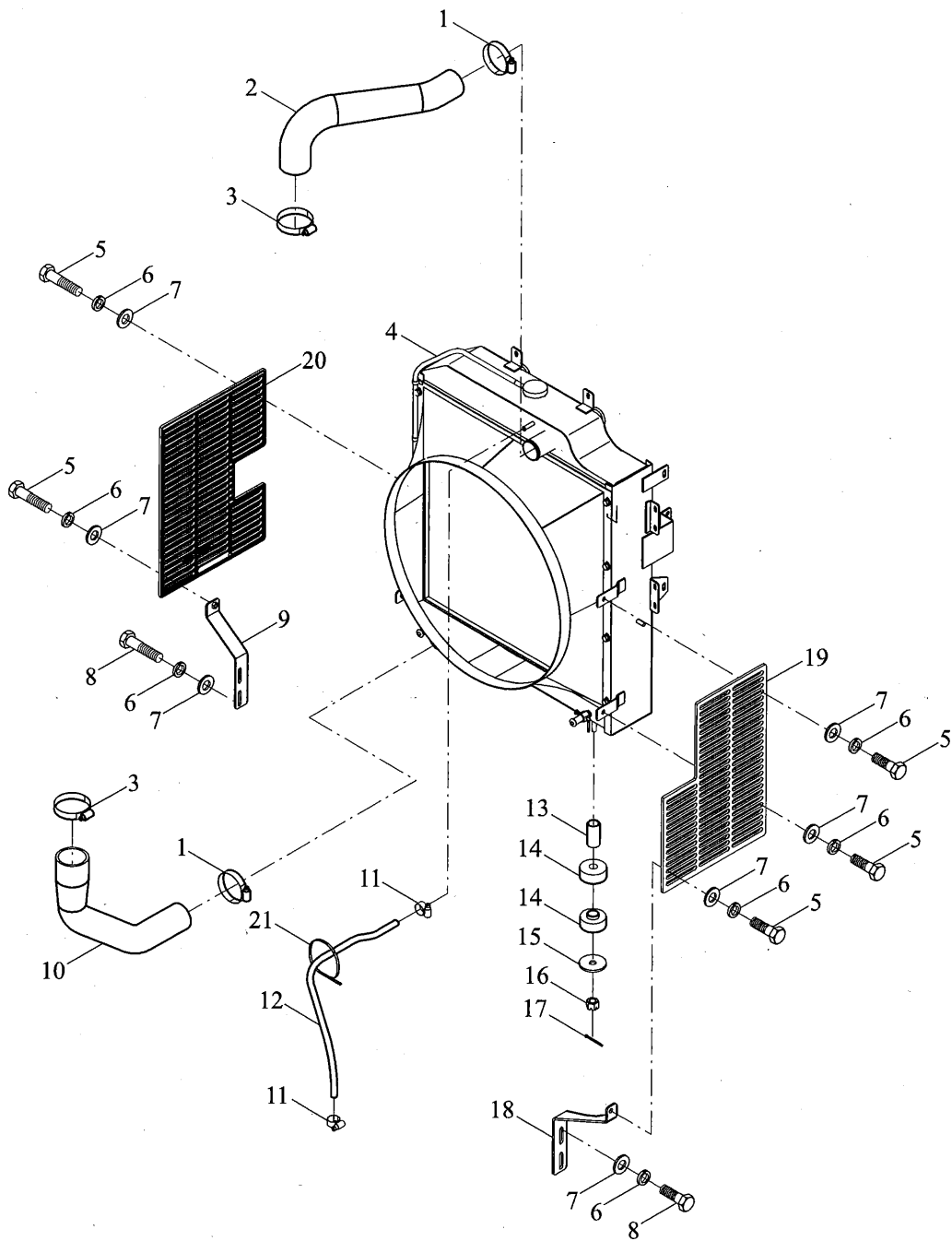
TD1000.11F Air filter assembly



TD1000.11F Air filter assembly

No.	Part code and specification	Part name	Quantity	Remark
	TD1000.11F	Air filter assembly	1	
1	GB/T 5783-M8 × 20-8.8-A2L	Hex bolt	6	
2	GB/T 93-8-A0P	Normal type single coil spring lock washer	6	
3	GB/T 97.1-8-A0P	Plain washer	6	
4	TD800.11Z.1	Intake pipe welding	1	
5	Q67676	B type worm drive hose ring hoop	3	
6	TD800.11Z-01	Intake hose	1	
7	TD800.11H-01	Air hose (2)	1	
8	TD900.11B.2	Intake pipe clamp installation assembly	1	
8.1	GB/T 5783-M10 × 25-8.8-A3L	Hex bolt	4	
8.2	TD900.11A.2.1	Pipe clamp welding	1	
8.3	TD900.11B.2.1	Pipe clamps and mounting plates are welded together	1	
8.4	GB/T 93-10-A0P	Normal type single coil spring lock washer	4	
8.5	GB/T 6170-M10-8-A3L	Type 1 hexagon nut	4	
8.6	GB/T 97.1-10-A0P	Plain washer	2	
9	TD900.11B.1	Air filter assembly	1	
10	Q676102	B type worm drive hose ring hoop	1	
11	TD900.11B.3	Support frame welding	1	
12	GB/T 5783-M14 × 40-8.8-A3L	Hex bolt	2	
13	GB/T 93-14-A0P	Normal type single coil spring lock washer	2	
14	GB/T 5783-M16 × 40-8.8-A3L	Hex bolt	1	
15	GB/T 93-16-A0P	Normal type single coil spring lock washer	1	

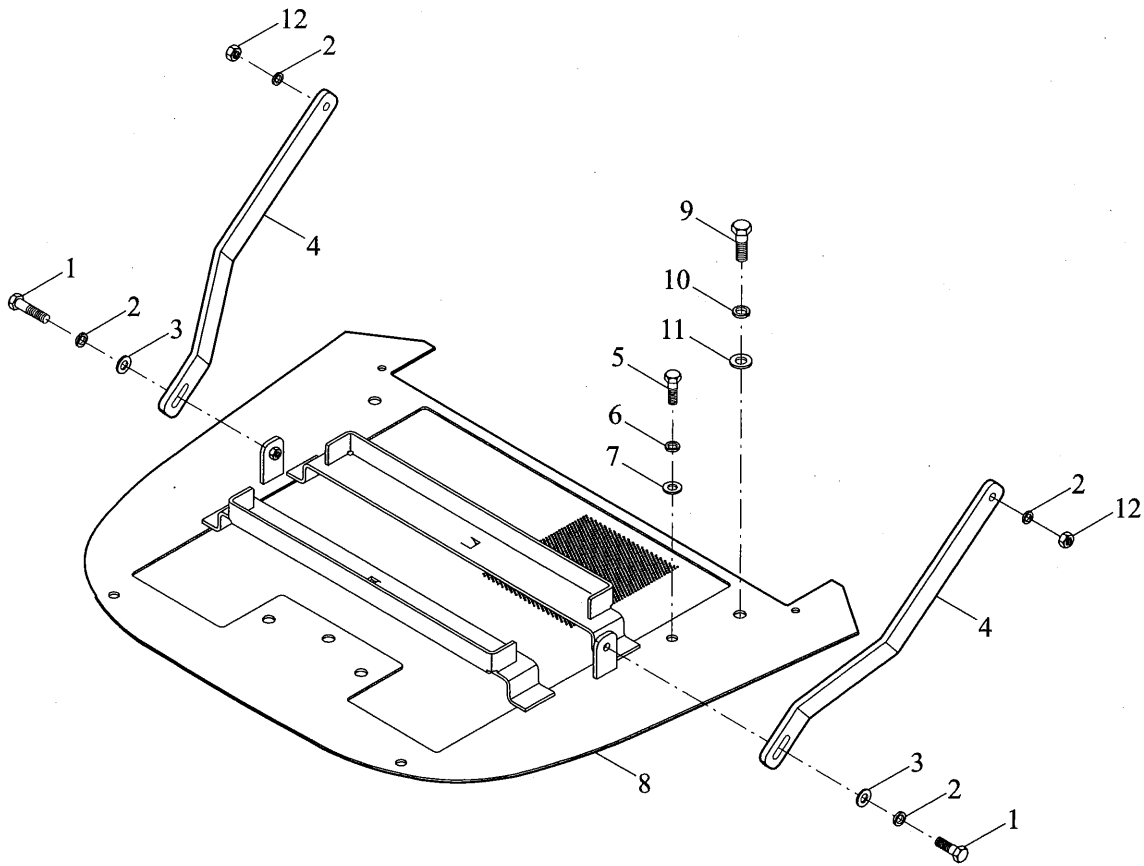
TD1000.131H Cooling system assembly



TD1000.131H Cooling system assembly

No.	Part code and specification	Part name	Quantity	Remark
	TD1000.131H	Cooling system assembly	1	
1	Q67664	B type worm drive hose ring hoop	2	
2	TD800.131-01a	Water tank hose	1	
3	Q67670	B type worm drive hose ring hoop	2	
4	TD1000.131H.1	Radiator assembly	1	
5	GB/T 5783-M8 × 20-8.8-A2L	Hex bolt	6	
6	GB/T 93-8-A0P	Normal type single coil spring lock washer	10	
7	GB/T 96.1-8-A0P	Big washer	10	
8	GB/T 5783-M8 × 25-8.8-A2L	Hex bolt	4	
9	TD1000.131H.2	Left mounting plate soldered	1	
10	TD800.131-02	Water tank water hose	1	
11	Q676B16	C type worm drive hose ring hoop	2	
12	TD1000.131A-01	Connection hose	1	
13	TD800.131-12	Casing	2	
14	TD800.131-11	Rubber gasket	4	
15	FT650.13.116	Gasket	2	
16	GB/T 6178-M10-8-A3L	Type 1 hexagon slotted nut	2	
17	GB/T 91-2.5 × 28-A0P	Cotter pin	2	
18	TD1000.131H.3	Right mounting plate soldered	1	
19	TD800.131-03	Right shield	1	
20	TD800.131-07	Left shield	1	
21	Q67405200	Plastic tight band	1	

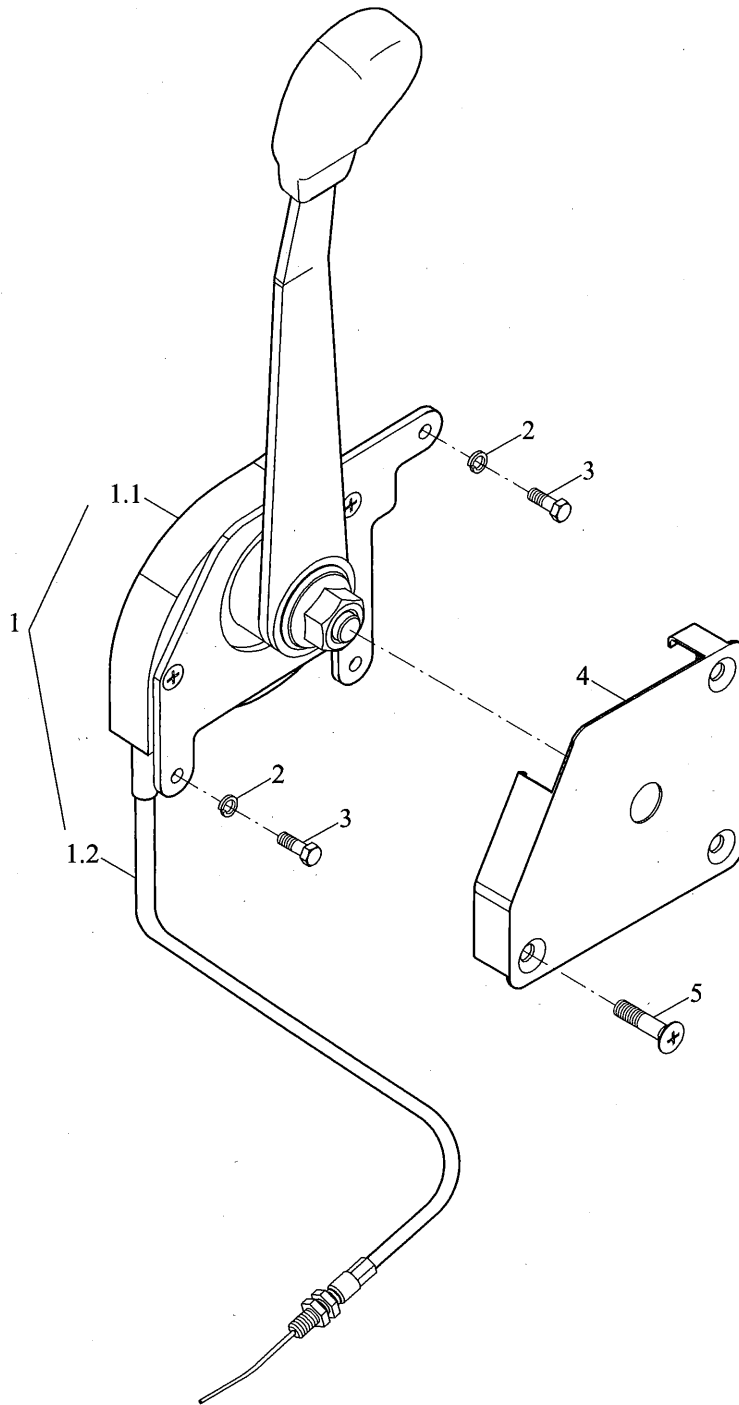
TD900.132 Water tank plate mounting assembly



TD900.132 Water tank plate mounting assembly

No.	Part code and specification	Part name	Quantity	Remark
	TD900.132	Water tank plate mounting assembly	1	
1	GBT5783-M8X25-8.8-A2L	Hex bolt	2	
2	GBT93-8-A0P	Normal type single coil spring lock washer	4	
3	GBT97.1-8-A0P	Plain washer	2	
4	TD900.132-01	Water tank lever	2	
5	GBT5783-M10X25-8.8-A3L	Hex bolt	1	
6	GBT93-10-A0P	Normal type single coil spring lock washer	1	
7	GBT97.1-10-A0P	Plain washer	1	
8	TD900.132.1	Water tank plate welding	1	
9	GBT5783-M12X25-8.8-A3L	Hex bolt	2	
10	GBT93-12-A0P	Normal type single coil spring lock washer	2	
11	GBT97.1-12-A0P	Plain washer	2	
12	GBT6170-M8-8-A2L	Type 1 hexagon nut	2	

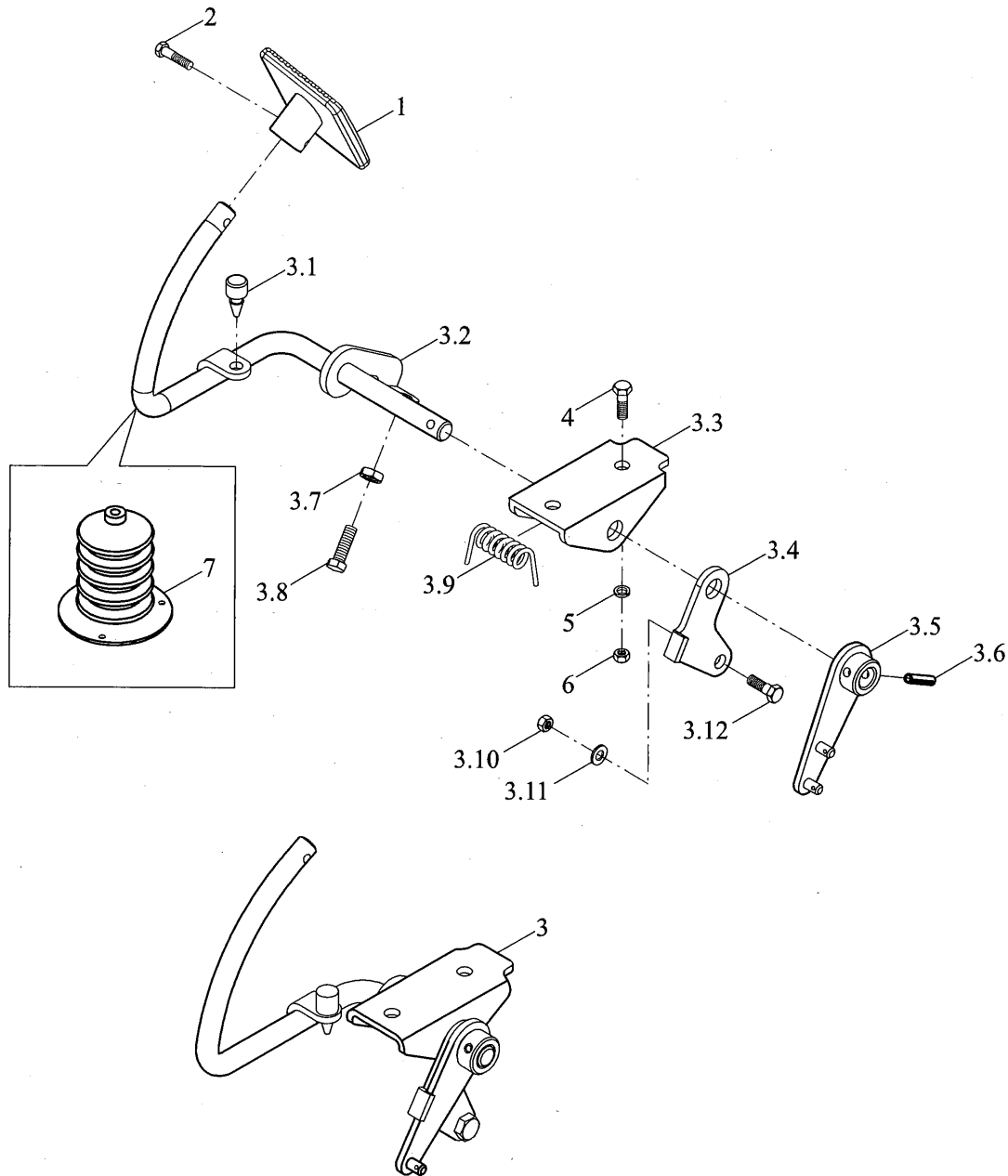
TD800.201A Hand throttle assembly



TD800.201A Hand throttle assembly

No.	Part code and specification	Part name	Quantity	Remark
	TD800.201A	Hand throttle assembly	1	
1	TA700.201A-01	Hand throttle assembly	1	
1.1	TA700.201A-02	Hand throttle control assembly	1	
1.2	TA700.201-02	Hand throttle assembly	1	
2	GBT93-6-A0P	Normal type single coil spring lock washers	3	
3	GBT5781-M6X25-4.8-A2L	Hexagon headed bolt	3	
4	FT700.20.324	Hand throttle cover	1	
5	GBT819.1-M8X45-4.8-A2L	Cross recessed countersunk head screws	3	

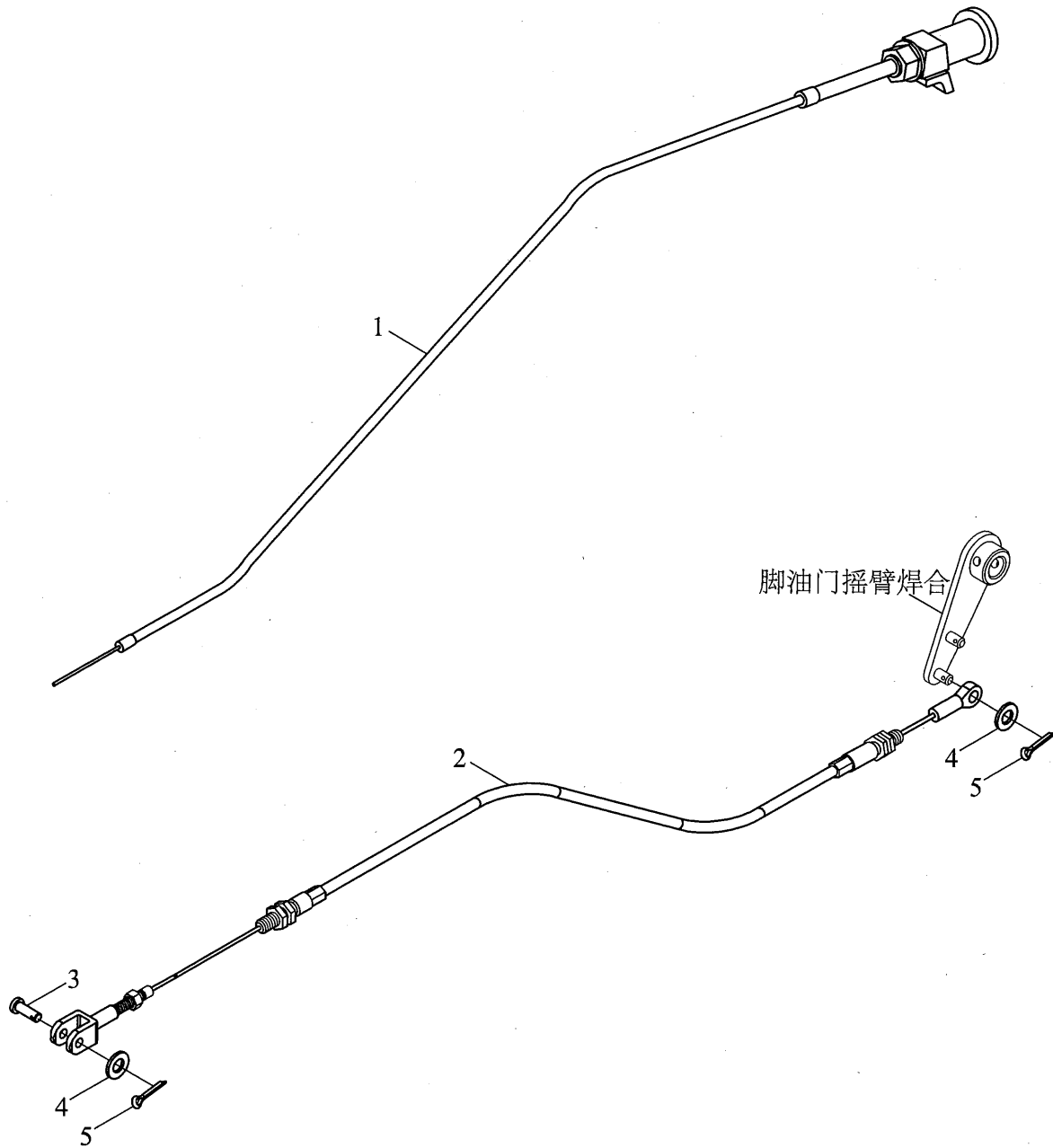
TA700.202B Foot throttle assembly(006)



TA700.202B Foot throttle assembly(006)

No.	Part code and specification	Part name	Quantity	Remark
	TA700.202B	Foot throttle assembly	1	
1	TB300.202-01	Pedal	1	
2	GBT5783-M6X20-8.8-A2L	Six angle head bolt	1	
3	TA700.202.1	Foot throttle control assembly	1	
3.1	FT650.20.107	Rubber plug	1	
3.2	FT800.20.013	Pedal arm welding	1	
3.3	FT650.20.108	Accelerator Bracket	1	
3.4	FT650.20.114	Hand throttle rocker arm	1	
3.5	FT650.20.011	Foot throttle rocker arm welding	1	
3.6	GBT879.1-5X20-A0P	Elastic cylindrical pin	1	
3.7	GBT6172.1-M8-04-A2L	Six angle thin nut	1	
3.8	GBT5781-M8X45-4.8-A2L	Hexagon headed bolt	1	
3.9	FT650.20.104	Torsional spring	1	
3.10	GBT6170-M8-8-A2L	1 type six angle nut	1	
3.11	GBT97.1-8-A0P	Flat washer	1	
3.12	FT650.20.133	Fastening screw	1	
4	GBT5781-M8X20-4.8-A2L	Hexagon headed bolt	2	
5	GBT93-8-A3L	Normal type single coil spring lock washers	2	
6	GBT6172.1-M8-04-A2L	Six angle thin nut	2	
7	FT65.45.393	Accelerator pedal seal	1	

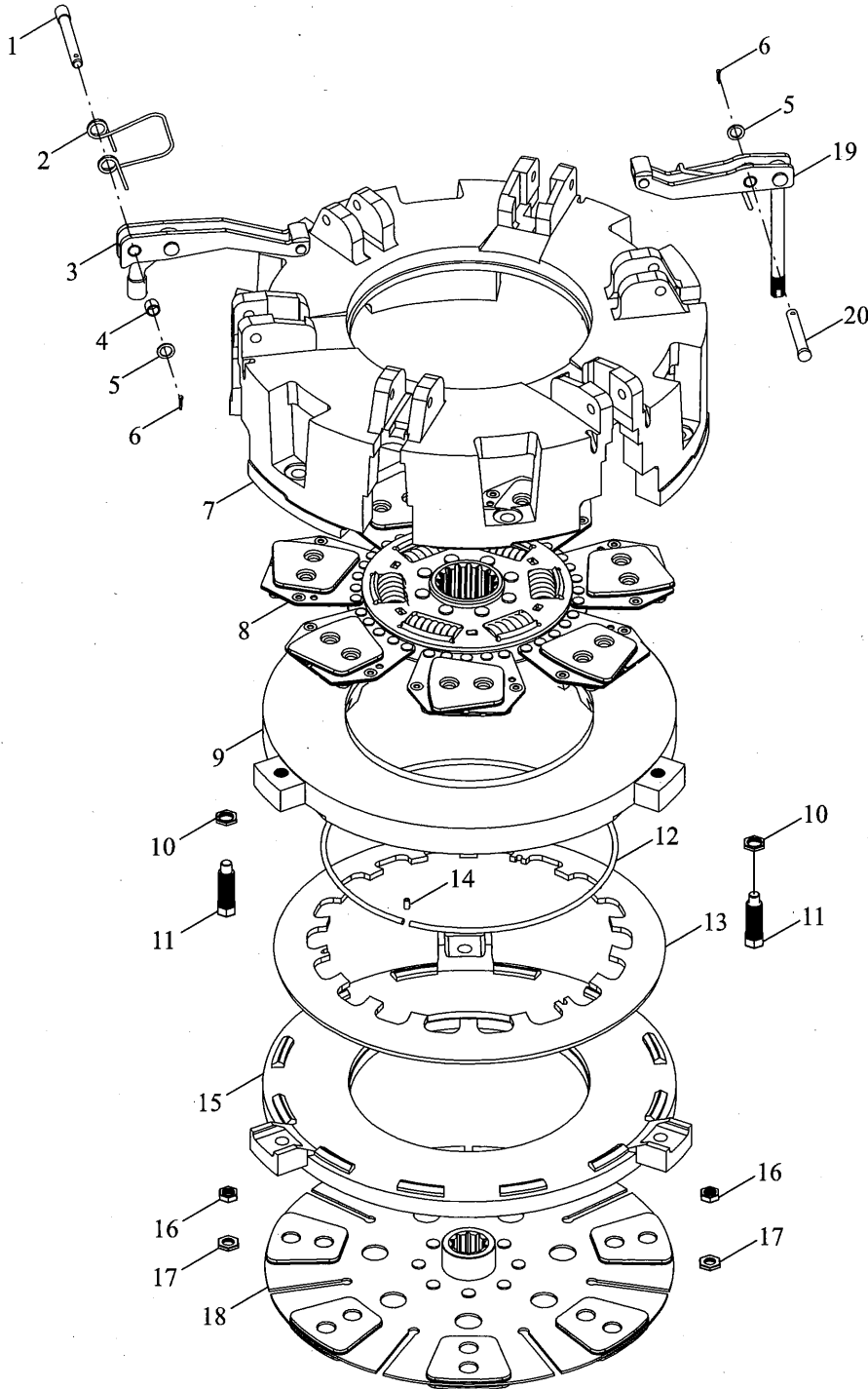
TD800.203C Pull wire assembly(002)



TD800.203C Pull wire assembly(002)

No.	Part code and specification	Part name	Quantity	Remark
	TD800.203C	Pull wire assembly	1	
1	FT750.20.018	Extinction cable assembly	1	
2	FT800.20.014a	Foot throttle cable assembly	1	
3	GBT882-B5X20-A0P	Pin shaft	1	
4	GBT97.1-6-A0P	Washers	2	
5	GBT91-2X12-A0P	Cotter pin	2	

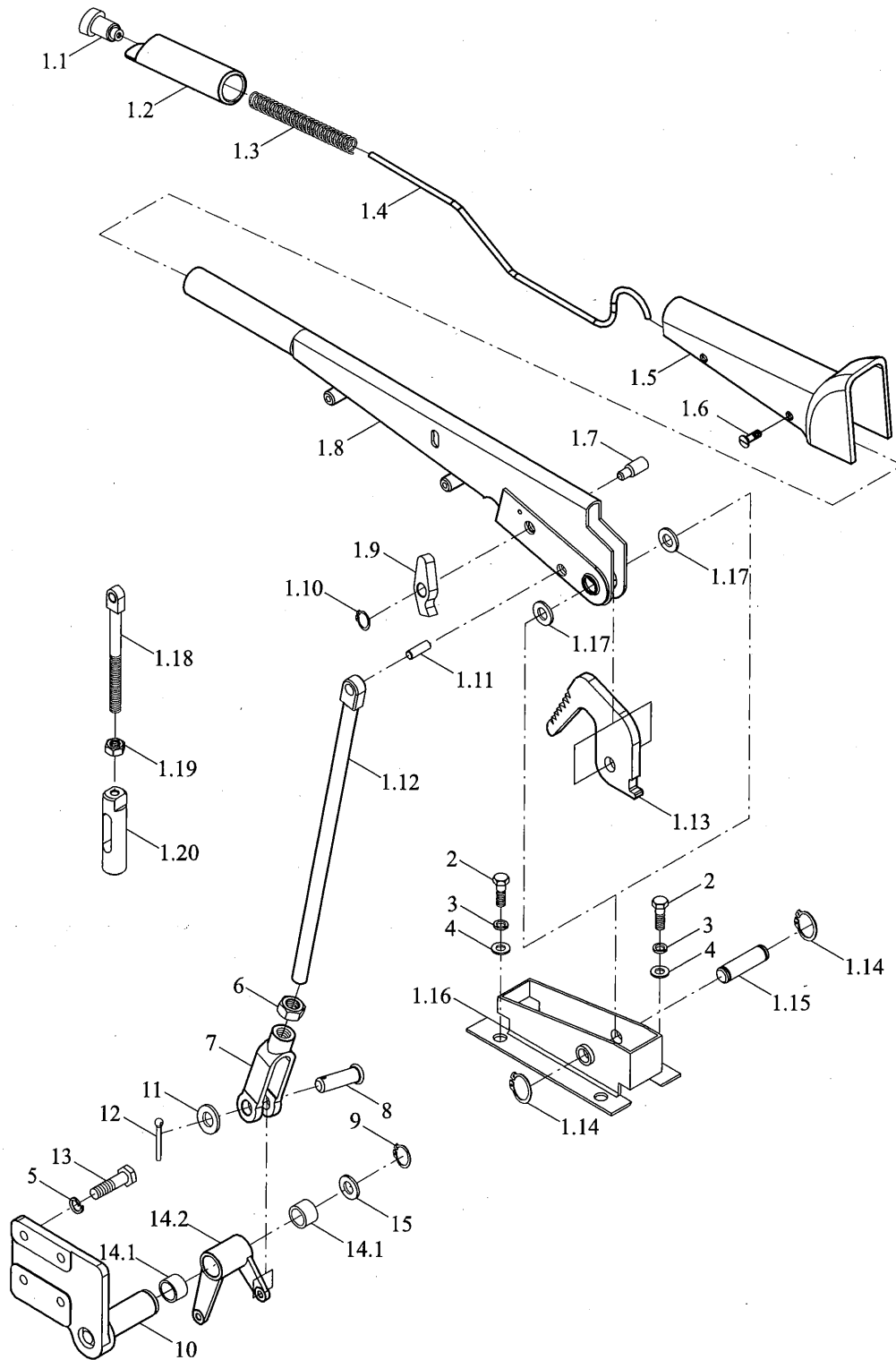
TC05211020000 Clutch assembly(004)



TC05211020000 Clutch assembly(004)

No.	Part code and specification	Part name	Quantity	Remark
	TC05211020000-B00137	Clutch assembly	1	
1	TC05211020003	Long pin	3	
2	TC05211020004	Main separation lever spring	3	
3	TC05211020005	Main separation rod assembly	3	
4	TC05211020006	Locking sleeve b	3	
5	GBT848-8-A3L	Small washer	6	
6	GBT91-3.2X16-A3L	Cotter pin	6	
7	TC05211020007	Clutch housing	1	
8	TC05211020008	Master slave disk assembly	1	
9	TC05211020009	Main clutch pressure plate	1	
10	GBT6173-M12X1.25-05-A2L	Six angle thin nut	3	
11	TC05211020010	Adjusting screw	3	
12	TC05211020011	Support ring	1	
13	TC05211020012	disc spring	1	
14	GBT879.1-4X16	Elastic cylindrical pin	1	
15	TC05211020013	Secondary clutch pressure plate	1	
16	TC05211020016	Nut	3	
17	TC05211020015	Lock nut	3	
18	TC05211020014	Auxiliary driven disk assembly	1	
19	TC05211020018	Secondary separation rod assembly	3	
20	TC05211020017	Short pin	3	

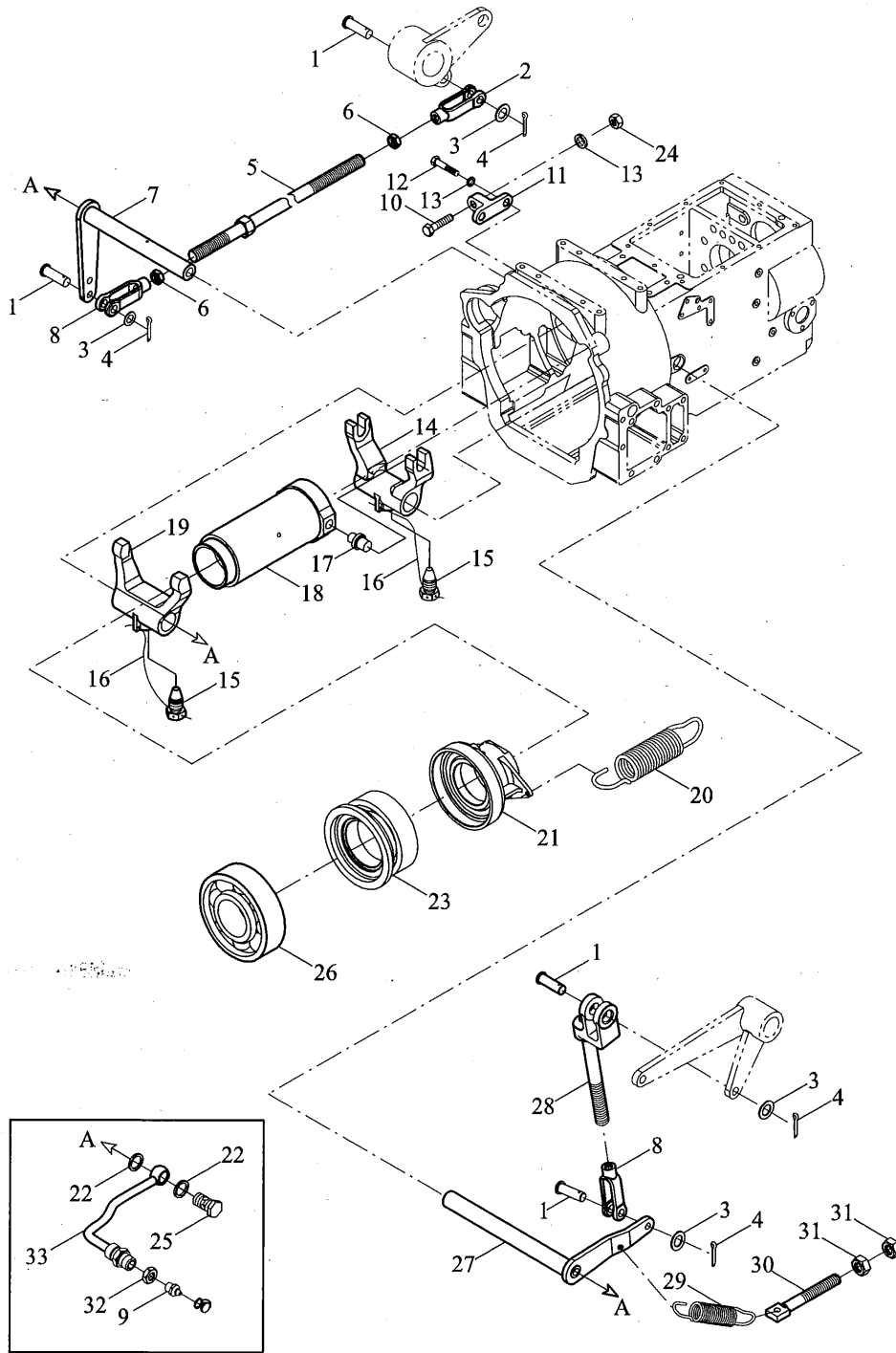
FT800A.21C.002 Clutch operating mechanism assembly-1(028)



FT800A.21C.002 Clutch operating mechanism assembly-1(028)

No.	Part code and specification	Part name	Quantity	Remark
	FT800A.21C.002	Clutch operating mechanism assembly	1	
1	FT800A.21.043	Auxiliary clutch handle assembly	1	
1.1	FT800A.21.045	Button assembly	1	
1.2	FT800A.21.319	Handling gloves	1	
1.3	FT800.43.180	Spring	1	
1.4	FT800A.21.315	Push rod	1	
1.5	FT800A.21.320	Shield	1	
1.6	GBT68-M4X10-4.8-A2L	Slotted countersunk (flat) head screw	4	
1.7	FT800A.21.322	Small pin shaft	1	
1.8	FT800A.21.044	Handle assembly	1	
1.9	FT800A.21.314	Pawl	1	
1.10	GBT894.1-6	Circlip for shaft	1	
1.11	FT800A.21.323	Pin	1	
1.12	TD950.212.1-01a	Auxiliary clutch rod	1	
1.13	FT800A.43.310	Ratchet	1	
1.14	GBT894.1-14	Circlip for shaft	2	
1.15	FT800A.21.321	Pin shaft	1	
1.16	FT800A.21.065	Auxiliary clutch handle fixing seat assembly	1	
1.17	GBT97.1-14-A0P	Flat washer	2	
1.19	GBT6171-M10X1-8-A2L	1 type six angle nut	1	
1.18	FT800A.43.402	Hand brake pull rod	1	
1.20	TG1204.435-01	Adjusting sleeve	1	
2	GBT5783-M8X30-8.8-A2L	Hexagon headed bolt	4	
3	GBT93-8-A3L	Normal type single coil spring lock washers	4	
4	GBT97.1-8-A3L	Flat washer	4	
5	GBT93-10-A3L	Normal type single coil spring lock washers	4	
6	GBT6171-M10X1-8-A2L	1 type six angle nut	1	
7	FT800.21.240	Pull fork	1	
8	GBT882-B10X30-A3L	Pin shaft	1	
9	GBT894.1-30	Circlip for shaft	1	
10	FT800A.21.070	Clutch shaft welded side support	1	
11	GBT97.1-10-A3L	Flat washer	1	
12	GBT91-3.2X32-A3L	Cotter pin	1	
13	GBT5783-M10X25-8.8-A3L	Hexagon headed bolt	4	
14	FT800A.21.062a	Auxiliary clutch hub assembly	1	
14.1	TG1654.212B.1-01	Bushing	2	
14.2	FT800A.21.338a	Auxiliary clutch hub	1	
15	GBT97.1-30-A3L	Flat washer	1	

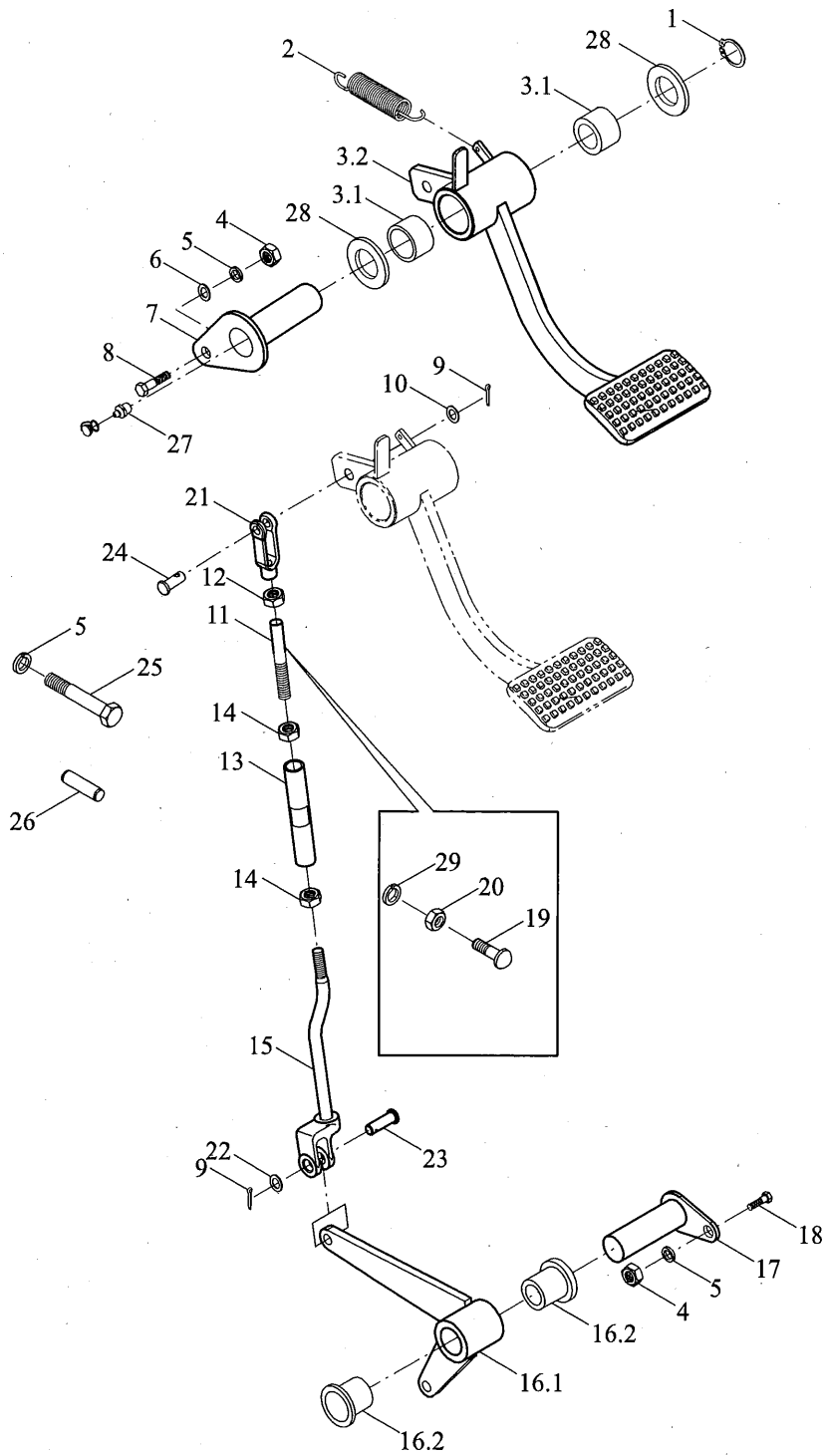
FT800A.21C.002 Clutch operating mechanism assembly-2(028)



FT800A.21C.002 Clutch operating mechanism assembly-2(028)

No.	Part code and specification	Part name	Quantity	Remark
	FT800A.21C.002	Clutch operating mechanism assembly	1	
1	GBT882-B10X30-A3L	Pin shaft	4	
2	FT800.21.241	Tie rod rear fork	1	
3	GBT97.1-10-A3L	Flat washer	4	
4	GBT91-3.2X32-A3L	Cotter pin	4	
5	FT800A.21.059a	Auxiliary clutch rod welding	1	
6	GBT6171-M10X1-8-A2L	Type 1 hexagon nut	2	
7	FT800.21.028	The swing shaft welded side clutch	1	
8	FT800.21.240	Pull fork	2	
9	JBT7940.1-M8X1	Straight type pressure oil filling cup	4	
10	GBT5783-M10X60-8.8-A3L	Hexagon headed bolt	1	
11	FT800.21.212	Limit seat	1	
12	GBT5783-M10X25-8.8-A3L	Hexagon headed bolt	2	
13	GBT93-10-A3L	Normal type single coil spring lock washers	2	
14	FT800.21.204	Main clutch fork	1	
15	FT800.21.239	Set screw	2	
16	TA800.212B-02	Low carbon steel wire SZ-1.4	2	
17	FT800.21.213	Elastic cylindrical pin	2	
18	FT800.21C.205	Main clutch release bearing seat	1	
19	FT800.21.203	Auxiliary clutch fork	1	
20	FT800.21.215	Auxiliary clutch return spring	2	
21	FT800.21c.202a	Clutch bearing seat	1	
22	JBT982-8	Combined sealing washer	8	
23	TA820.213-10	Split bearing NTM8842	1	
24	GBT6170-M10-8-A3L	Type 1 hexagon nut	1	
25	FT800A.21.388	Hollow bolt	4	
26	TA800.212-02	Split bearing 996713	1	
27	FT800A.21.058a	The main clutch rocker shaft welding	1	
28	FT800A.21.080	The middle rod welding	1	
29	FT800A.21.383	Return spring	1	
30	FT800.21.207	Regulating screw	1	
31	GBT6170-M8-8-A2L	Type 1 hexagon nut	3	
32	GBT6172.1-M12-04-A3L	Six angle thin nut	4	
33	FT800A.21.387	Lubricating oil pipe	4	

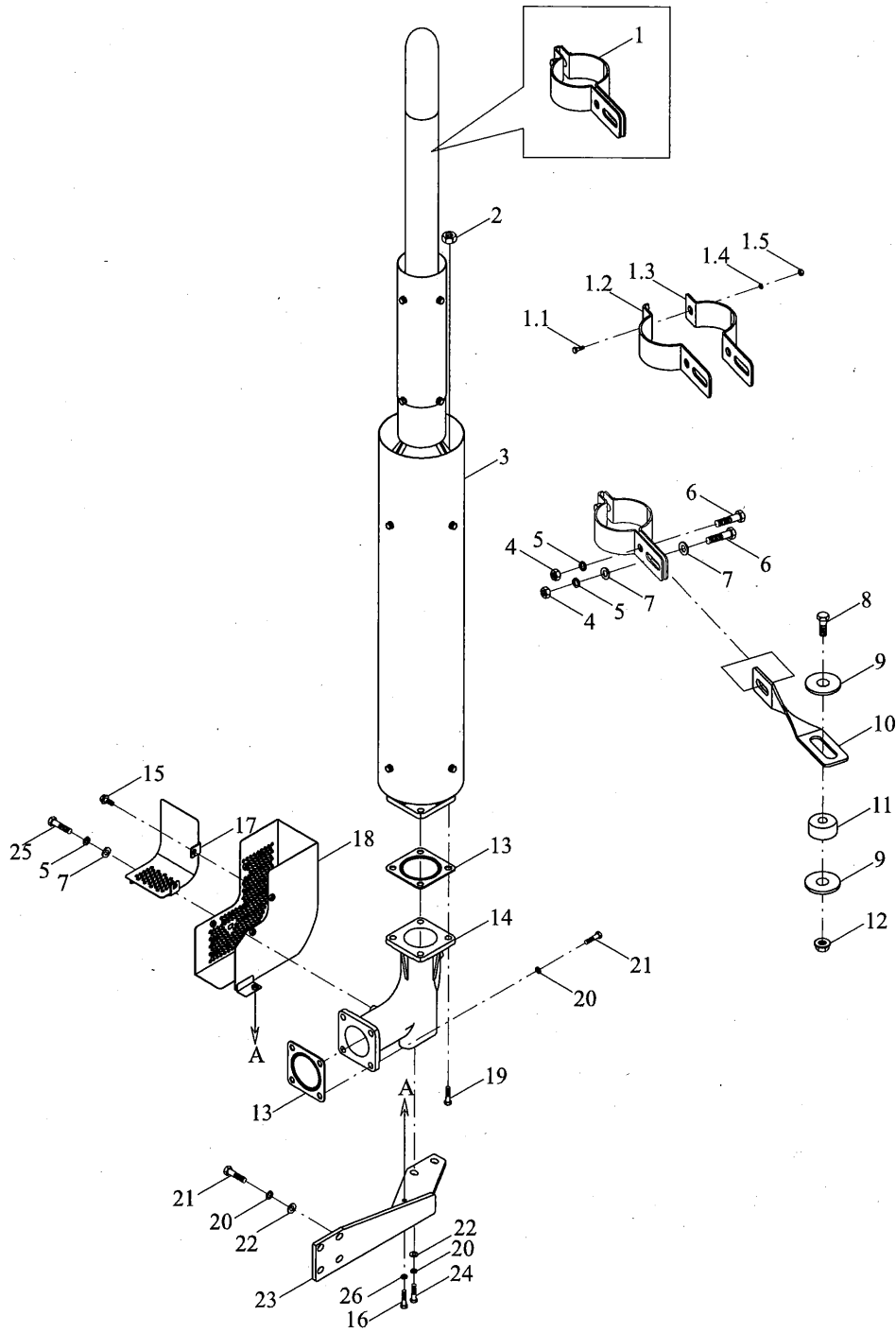
FT800A.21C.002 Clutch operating mechanism assembly-3(028)



FT800A.21C.002 Clutch operating mechanism assembly-3(028)

No.	Part code and specification	Part name	Quantity	Remark
	FT800A.21C.002	Clutch operating mechanism assembly	1	
1	GBT894.1-30	Circlip for shaft	1	
2	FT800A.21.373	Return spring	1	
3	FT800A.21.041a	Clutch rocker arm assembly	1	
3.1	TC1654.212B.1-01	Bushing	2	
3.2	FT800A.21.050a	Clutch arm welding	1	
4	GBT6170-M8-8-A2L	Type 1 hexagon nut	1	
5	GBT93-8-A3L	Normal type single coil spring lock washers	2	
6	GBT97.1-8-A3L	Flat washer	1	
7	FT800A.21.049	The clutch pedal support shaft welding	1	
8	GBT5783-M8X35-8.8-A2L	Hexagon headed bolt	1	
9	GBT91-3.2X32-A3L	Cotter pin	2	
10	GBT97.1-10-A0P	Flat washer	1	
11	FT800A.21.352	Short rod	1	
12	GBT6171-M10X1-8-A2L	Type 1 hexagon nut	1	
13	FT800A.21.353	Intermediate rod	1	
14	GBT6171-M10X1-LH-8-A2L	Type 1 hexagon nut	3	
15	FT800A.21.060	The main clutch long welding rod	1	
16	FT800A.21.072	Transition lever press	1	
16.1	FT800A.21.073	Transition lever welding	1	
16.2	FT800A.21.380	Bearing bushing	2	
17	FT800A.21.074	The transition lever support shaft welding	1	
18	GBT5783-M8X20-8.8-A2L	Hexagon headed bolt	1	
19	FT800.43.030	Adjusting screw assembly	1	
20	GBT6170-M10-8-A3L	Type 1 hexagon nut	1	
21	FT800A.43B.119	Left-hand fork	1	
22	GBT97.1-12-A3L	Flat washer	1	
23	GBT882-B12X30-A3L	Pin shaft	1	
24	GBT882-B10X30-A3L	Pin shaft	1	
25	GBT5782-M10X45-10.9-A3L	Hexagon headed bolt	6	
26	GBT119.1-10m6X26-A3L	Cylindrical pin	2	
27	JBT7940.1-M8X1	Straight type pressure oil filling cup	2	
28	GBT97.1-30-A3L	Flat washer	2	
29	GBT93-10-A3L	Normal type single coil spring lock washers	8	

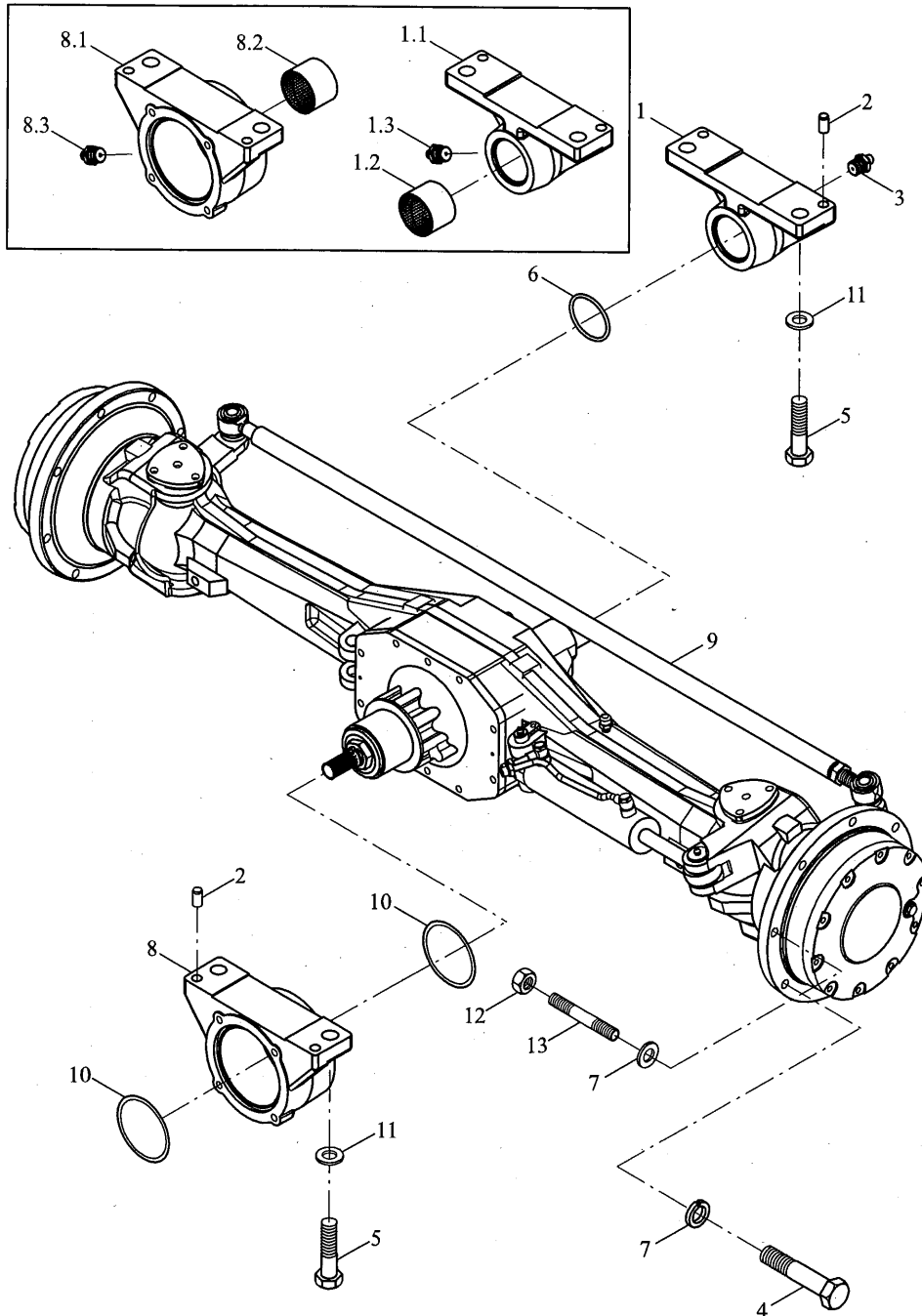
TD800.22C Exhaust system assembly



TD800.22C Exhaust system assembly

No.	Part code and specification	Part name	Quantity	Remark
	TD800.22C	Exhaust system assembly	1	
1	TD800.22C.6	Buckle assembly	1	
1.1	GBT5783-M8X20-8.8-A2L	Hexagon headed bolt	1	
1.2	TD800.22C.6-01	Buckle up	1	
1.3	TD800.22C.6-02	Right buckle	1	
1.4	GBT93-8-A0P	Normal type single coil spring lock washers	1	
1.5	GBT6170-M8-8-A2L	Type 1 hexagon nut	1	
2	SPL6175PT-M10X1.5-8F3	Spirallock type 2 six angle self-locking locknut	4	
3	TS06220010013	Muffler assembly	1	
4	GBT6170-M8-8-A2L	Type 1 hexagon nut	2	
5	GBT93-8-A0P	Normal type single coil spring lock washers	4	
6	GBT5783-M8X20-8.8-A2L	Hexagon headed bolt	2	
7	GBT97.1-8-A0P	Flat washer	4	
8	GBT5782-M12X50-8.8-A3L	Hexagon headed bolt	1	
9	GBT96.1-12-A0P	Large washer	2	
10	TD900.22B-04	Pull rod	1	
11	TD900.22B-03	Upper rubber pad	1	
12	SPL6177.1-M12-F3	Upper rubber flange with six corners	1	
13	FT900.22A.040	Seal gasket 2	2	
14	TS06220020012	Exhaust elbow	1	
15	GBT16674.1-M6X12-8.8	Six angle flange bolt	4	
16	GBT5783-M6X16-8.8-A2L	Hexagon headed bolt	1	
17	TS06220020010	On the mesh welding	1	
18	TS06220020006	Under the mesh welding	1	
19	GBT5783-M10X35-8.8-A3L	Hexagon headed bolt	4	
20	GBT93-10-A0P	Normal type single coil spring lock washers	10	
21	GBT5783-M10X30-8.8-A3L	Hexagon headed bolt	8	
22	GBT97.1-10-A0P	Flat washer	6	
23	TD900.22C.3	Fixed bracket	1	
24	GBT5783-M10X25-8.8-A3L	Hexagon headed bolt	2	
25	GBT5783-M8X16-8.8-A2L	Hexagon headed bolt	2	
26	GBT93-6-A0P	Normal type single coil spring lock washers	1	

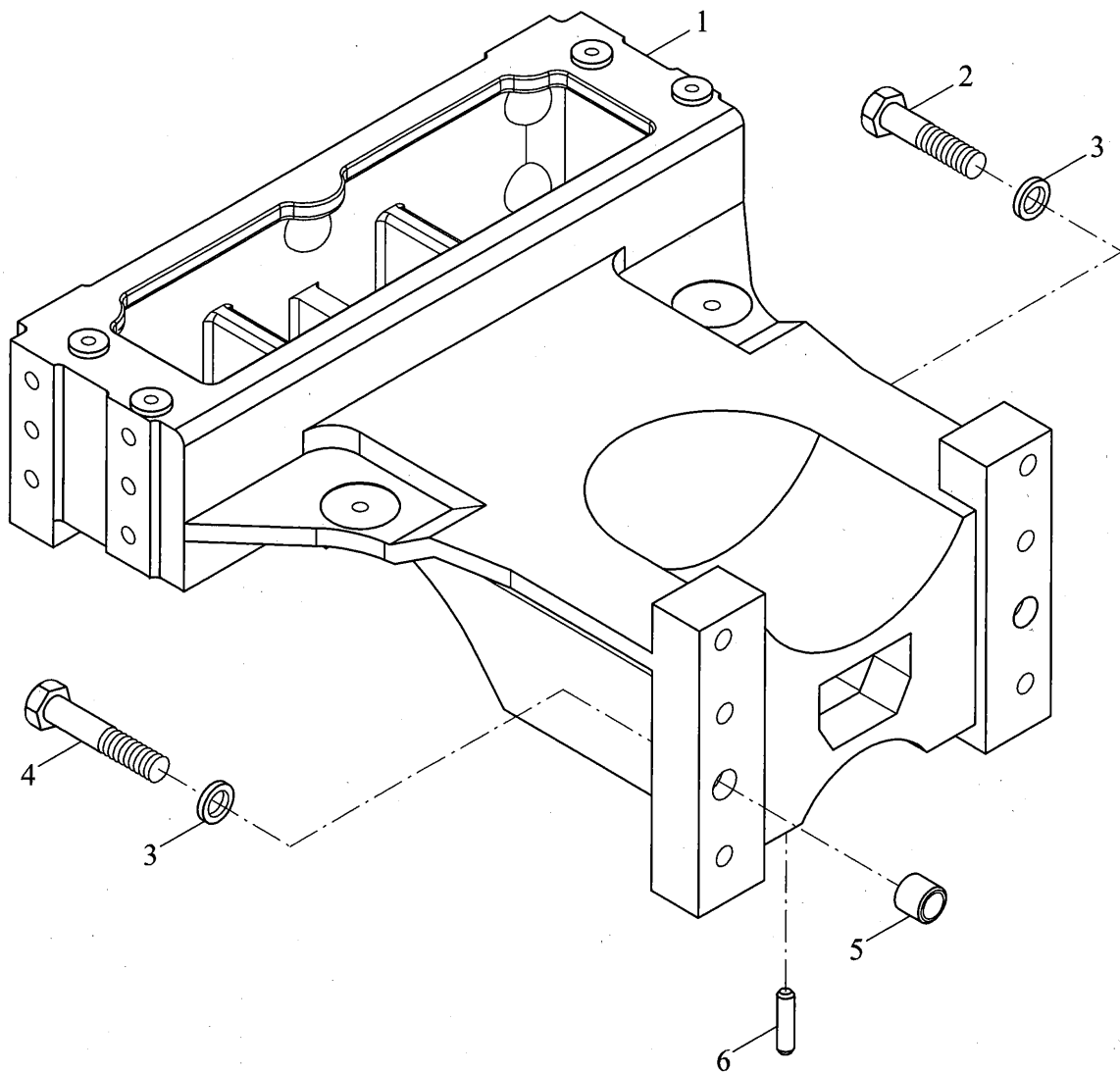
TD904.311K Front axle assembly (004)



TD904.311K Front axle assembly (004)

No.	Part code and specification	Part name	Quantity	Remark
	TD904.311K	Front axle assembly	1	
1	TD904.311G.2	Front support assembly	1	
1.1	TD904.311G.2-01	Front support	2	
1.2	TD904.311G.2-02	Front bearing bushing	1	
1.3	JBT7940.1-M10X1	Straight type pressure oil filling cup	1	
2	GBT119.1-12h8X24-A0P	Round pin	4	
3	JBT7940.1-M10X1	Straight type pressure oil filling cup	1	
4	GBT5786-M16X1.5X45-10.9-A3L	Hexagon headed bolt	12	
5	GBT5786-M18X1.5X60-10.9-A3L	Hexagon headed bolt	4	
6	GBT3452.1-90.0X3.55G	O-ring	1	
7	FT654.32.104	Washer	16	
8	TD904.311G.3	Rear support assembly	1	
8.1	TD904.311G.3-01	Rear bearing	1	
8.2	FT804.31.103	Front drive axle rear bushing	1	
8.3	JBT7940.1-M10X1	Straight type pressure oil filling cup	1	
9	TD904.311K.1	Front drive axle assembly	1	
10	TD804.311-02	O-ring	2	
11	FT804.31B.120	Washer	4	
12	GBT6171-M16X1.5-10-A3L	Type 1 hexagon nut	4	
13	TD904.311K-02	Stud	4	

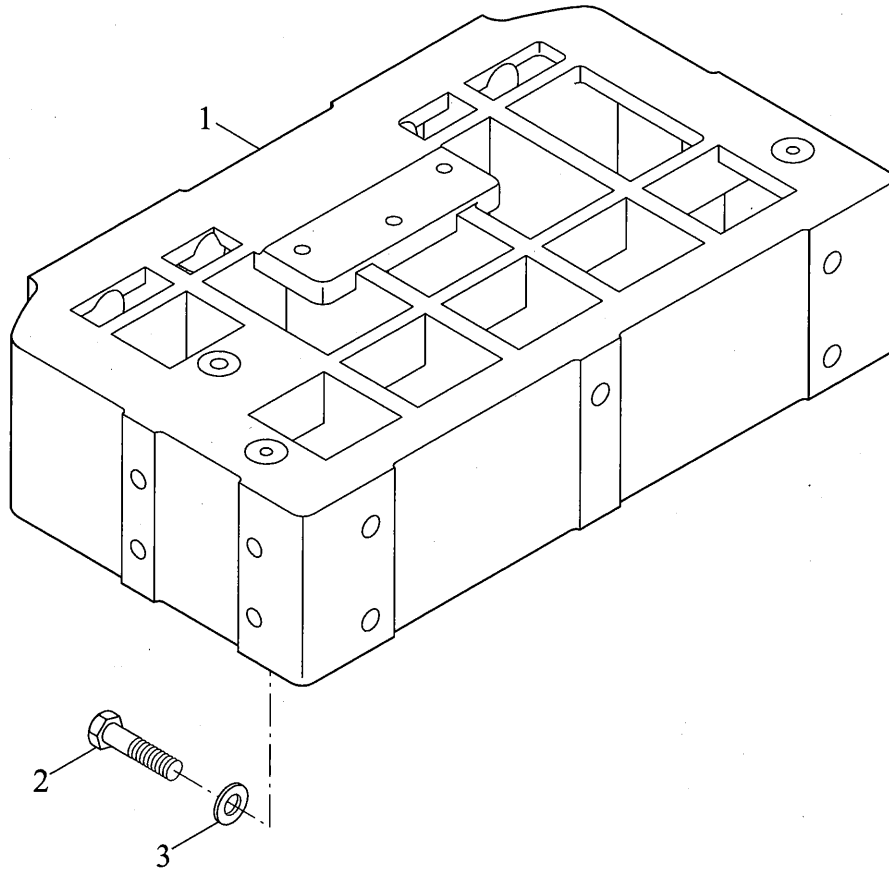
TD804.312B Bracket assembly(005)



TD804.312B Bracket assembly(005)

No.	Part code and specification	Part name	Quantity	Remark
	TD804.312B	Bracket assembly	1	
1	TD804.312B-01a	Bracket	1	
2	GBT5782-M16X80-10.9-A3L	Hexagon headed bolt	6	
3	TB604.312-04	Washer	8	
4	GBT5782-M16X90-10.9-A2L	Hexagon headed bolt	2	
5	FT800.31.120	Bracket connecting sleeve	2	
6	GBT119.1-12m6X24-A0P	Round pin	4	

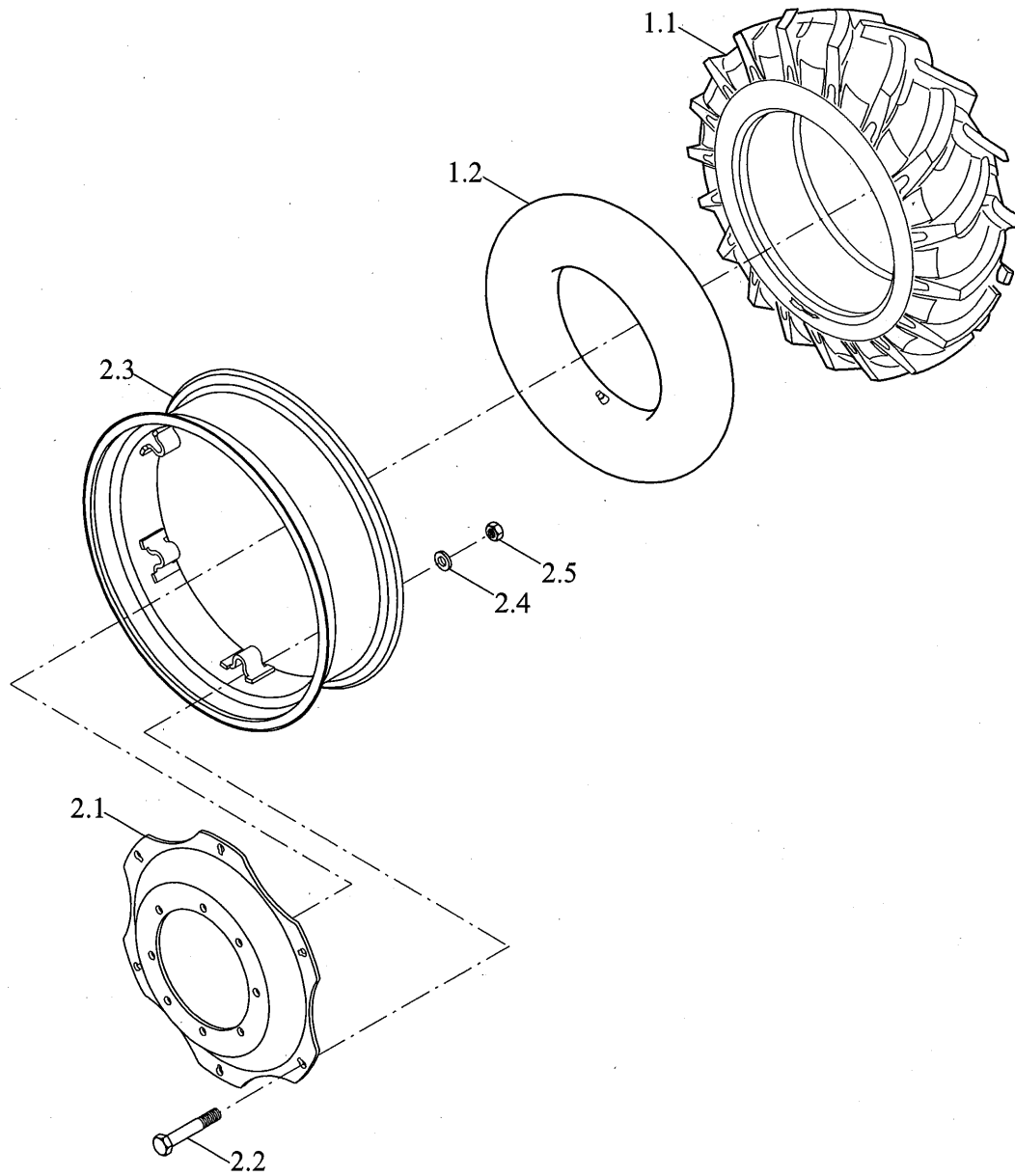
TD800.313A Front bracket assembly



TD800.313A Front bracket assembly

No.	Part code and specification	Part name	Quantity	Remark
1	TD800.313A	Front bracket assembly	1	
2	TD800.313A-01	Bracket body	1	
3	GBT5783-M16X55-10.9-A3L	Bolt	5	
3	TB604.312-04	Washer	5	

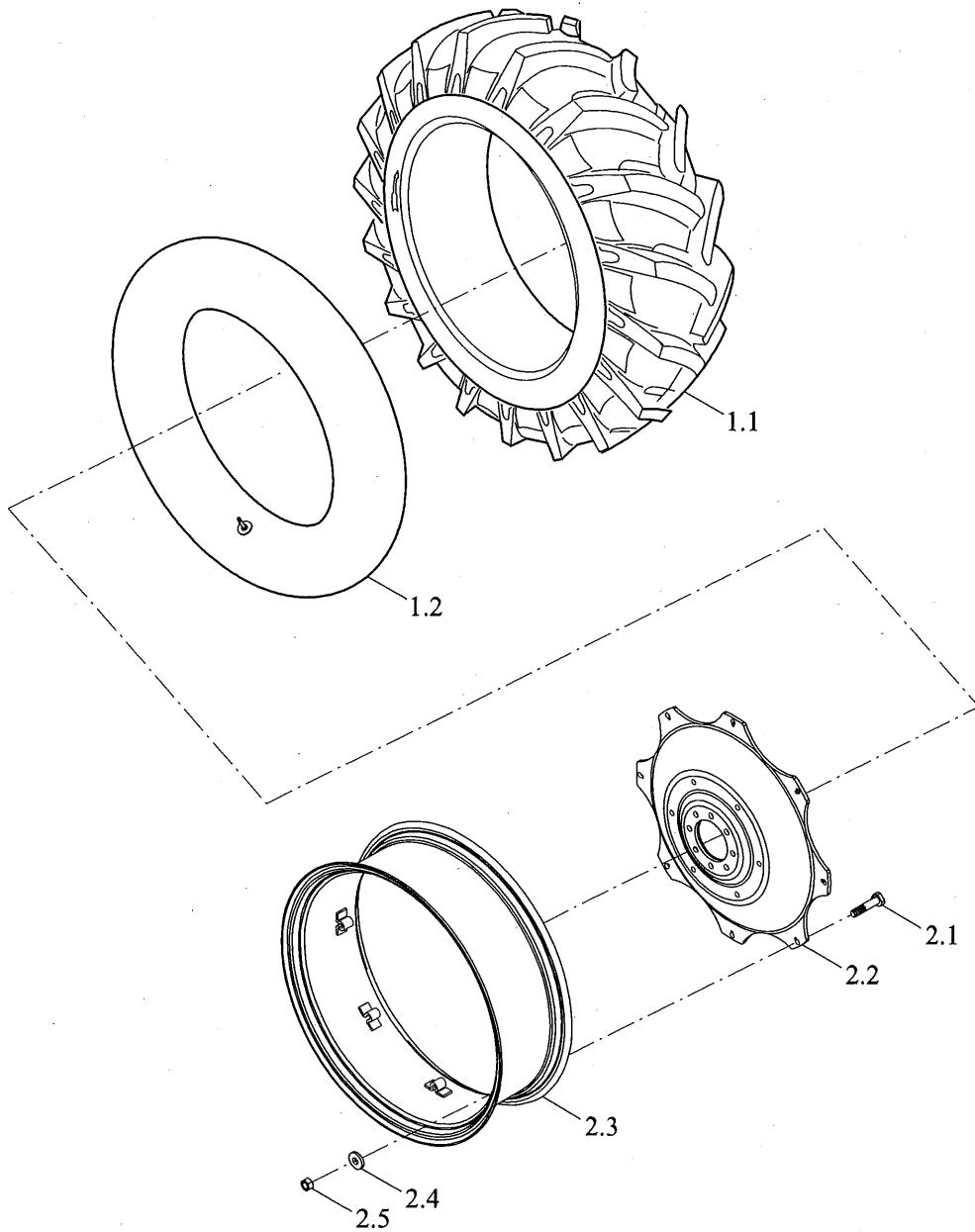
FT904.32F.001 Front drive wheel assembly



FT904.32F.001 Front drive wheel assembly

No.	Part code and specification	Part name	Quantity	Remark
	FT904.32F.001	Front drive wheel assembly	1	
1	TE354.34F.1.2	Inner and outer tire assembly 12.4-24	1	
1.2	GB/T 2979-12.4-24-6PR-R	Tractor drive wheel general section skew structure tires	1	
1.2	GB/T 2979-12.4-24-R	Tractor drive wheel inner tube	1	
2	FT804.32F.010	Rims	1	
2.1	FT804.32.103	Front drive spoke plate	1	
2.2	GB/T 5785-M14 × 1.5 × 70-10.9-A3L	Hex bolt	6	
2.3	FT804.32F.011	W10 × 24 rim welding assembly	1	
2.4	FT804.32.104	Washer	6	
2.5	GB/T 6171-M14 × 1.5-10-A3L	Type 1 hexagon nut	6	

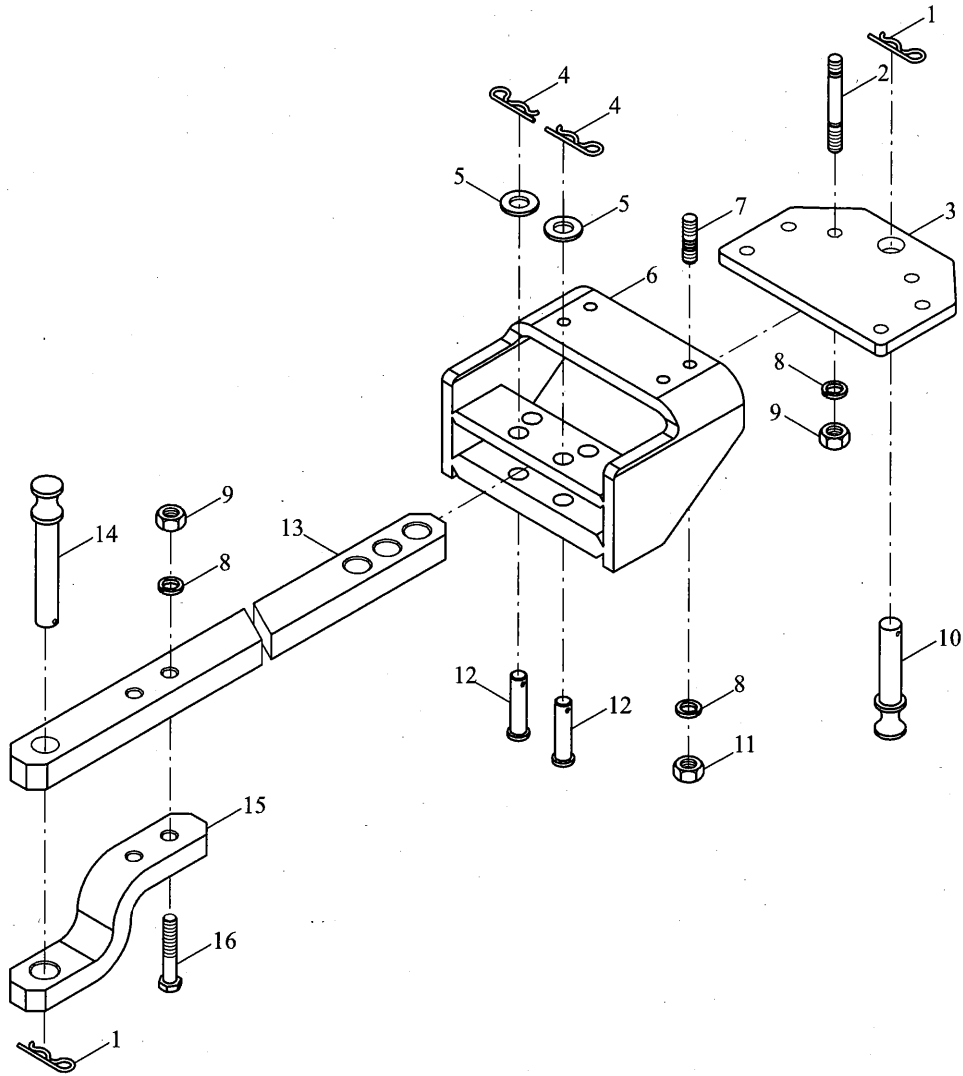
FT820.34F.001 Rear drive wheel assembly



FT820.34F.001 Rear drive wheel assembly

No.	Part code and specification	Part name	Quantity	Remark
	FT820.34F.001	Rear drive wheel assembly	1	
1	FT800.34B.014	Inside and outside tire assembly 18.4-30	1	
1.1	GB/T 2979-18.4-30-10PR-R	Tractor drive wheel general section skew structure tires	1	
1.2	GB/T 2979-18.4-30-R	Tractor drive wheel inner tube	1	
2	FT820.34F.011	Rim plate assembly	1	
2.1	FT804.34.107	Rim bolts	8	
2.2	FT800.34B.013	Plate welding	1	
2.3	FT820.34F.012	Rim welding	1	
2.4	FT800.34.108	Plain washer	8	
2.5	GB/T 6171-M16 × 1.5-10-A3L	Type 1 hexagon nut	8	

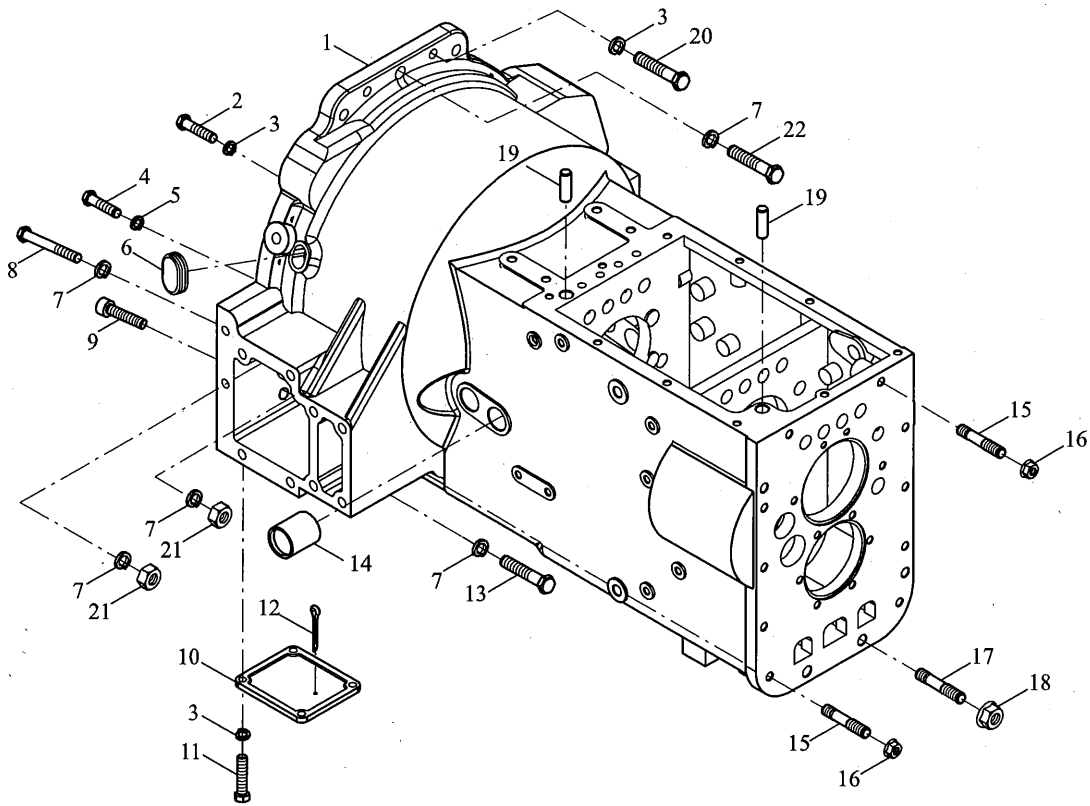
FT800.35B.001 Traction mechanism assembly (001)



FT800.35B.001 Traction mechanism assembly (001)

No.	Part code and specification	Part name	Quantity	Remark
	FT800.35B.001	Traction mechanism assembly	1	
1	FT800.35.112	Spring latch	2	
2	GBT899-GM16-M16X110-A3L	Stud	6	
3	FT800.35.012	Under the rod bearing plate bonding	1	
4	FT300.35A.131	Lock pin	2	
5	GBT97.1-20-A0P	Washer	2	
6	FT800.35B.010	Traction frame welding	1	
7	GBT899-GM16-M16X40-A3L	Stud	4	
8	GBT93-16-A0P	Washer	12	
9	GBT6170-M16-A3L	Nut	8	
10	FT800.35.101	Swing pin	1	
11	GBT6173-M16X1.5-A3L	Nut	4	
12	FT800.35B.103	Stop pin	2	
13	FT800.35A.101	Swing rod	1	
14	FT800.35.109	Traction pin	1	
15	FT800.35.104	Connecting rod	1	
16	GBT5782-M16X90-A3L	Bolt	2	

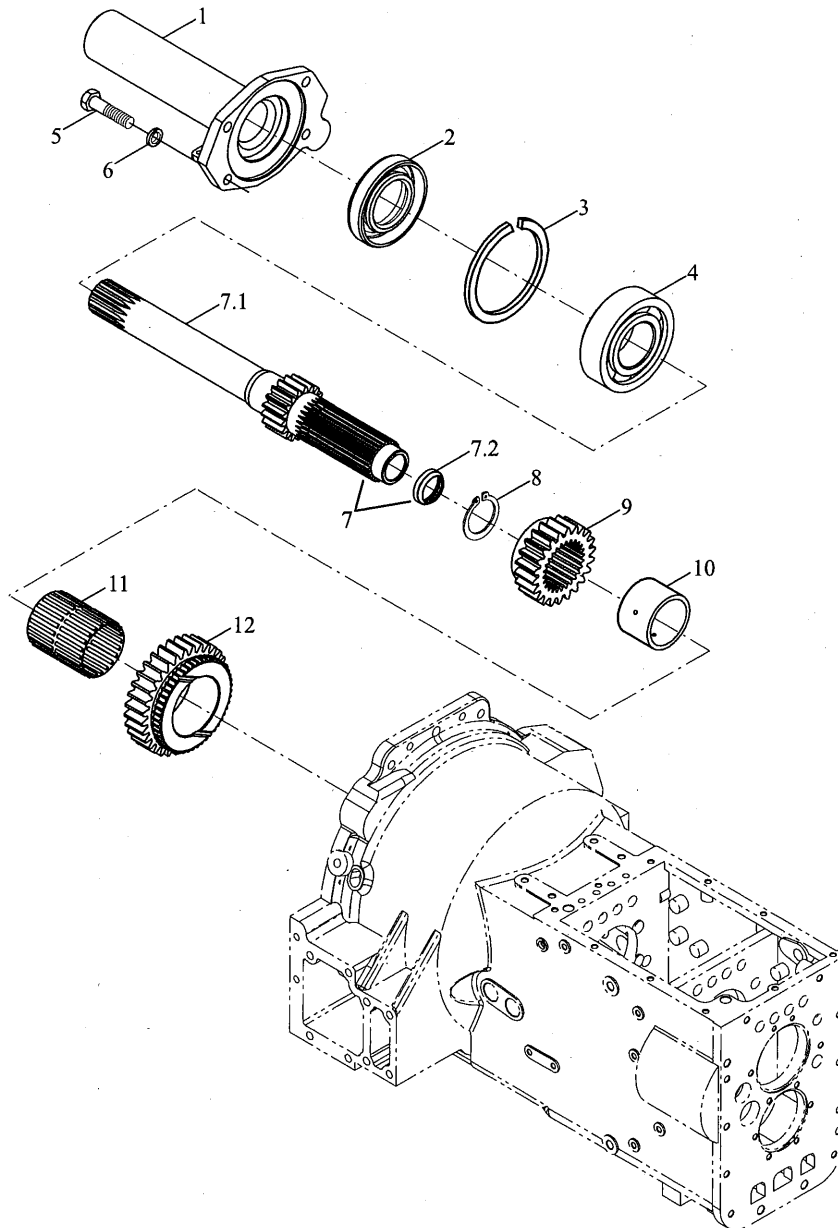
TD800A.371C Gearbox housing assembly(013)



TD800A.371C Gearbox housing assembly(013)

No.	Part code and specification	Part name	Quantity	Remark
	TD800A.371C	Gearbox housing assembly	1	
1	TD800A.371C-01	Gearbox housing	1	
2	GBT5783-M12X40-10.9-A3L	Hexagon headed bolt	5	
3	GBT93-12-AOP	Normal type single coil spring lock washers	11	
4	GBT5783-M10X50-10.9-A3L	Hexagon headed bolt	1	
5	GBT93-10-AOP	Normal type single coil spring lock washers	1	
6	FT800.37.316	Rubber plug	1	
7	GBT93-16-AOP	Normal type single coil spring lock washers	9	
8	GBT5782-M16X90-10.9-A2L	Hexagon headed bolt	2	
9	GBT70.1-M16X80-10.9-A3L	Inner six angle cylindrical head screws	2	
10	FT800A.37.181	Inspection window cover	1	
11	GBT5783-M12X30-8.8-A3L	Hexagon headed bolt	4	
12	GBT91-5X25-AOP	Cotter pin	1	
13	TD800A.371C-02	Special bolt M16X75-10.9-A3L	4	
14	FT800.37.198	Fork shaft bushing	4	
15	GBT899-AM12-M12X1.5X35-10.9-A2L	Stud	10	
16	SPL6177.2-M12X1.5-10-F3	Hexagon flange nuts	10	
17	GBT899-AM16-M16X1.5X40-10.9-A3L	Stud	2	
18	SPL6177.2-M16X1.5-10-F3	Hexagon flange nuts	2	
19	GBT119.1-16m6X28-AOP	Round pin	2	
20	GBT5782-M12X65-10.9-A2L	Hexagon headed bolt	2	
21	GBT6170-M16-10-A3L	Type 1 hexagon nut	4	
22	GBT5783-M16X45-10.9-A3L	Hexagon headed bolt	1	

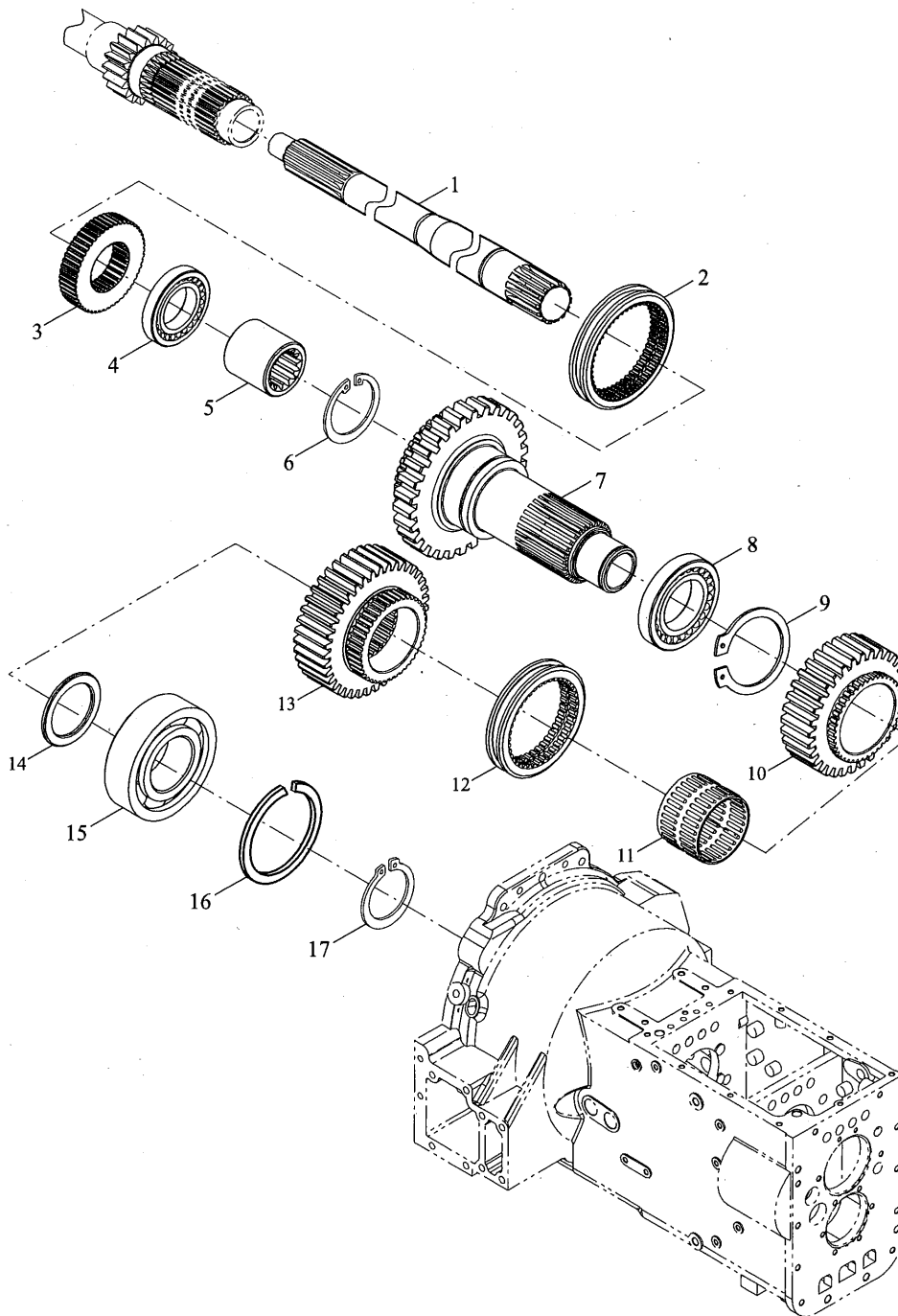
TD800A.372G Main and auxiliary gear assembly-1(013)



TD800A.372G Main and auxiliary gear assembly-1(013)

No.	Part code and specification	Part name	Quantity	Remark
	TD800A.372G	Main and auxiliary gear assembly	1	
1	FT800.37C.107	Input shaft bearing seat	1	
2	GBT9877.1-FB50X72X8F	Inner packing frame rotary shaft lip seal ring	1	
3	FT800.37.172	Adjusting shim	1	
4	GBT276-6310	Deep groove ball bearing	1	
5	GBT5783-M10X25-8.8-A3L	Hexagon headed bolt	1	
6	GBT93-10-A3L	Normal type single coil spring lock washers	1	
7	FT800.37C.011	Input shaft assembly	1	
7.1	FT800.37C.021	Input shaft compression	1	
7.2	FT800.37.113	Input shaft seal	1	
8	GBT894.1-55	Circlip for shaft	2	
9	TD800A.372F-01	Second gear	1	
10	FT800.37.117c	Bushing	2	
11	QLWZB120-K64X74X41ZW	Needle bearing	3	
12	TD800A.372F-02	Third gear	1	

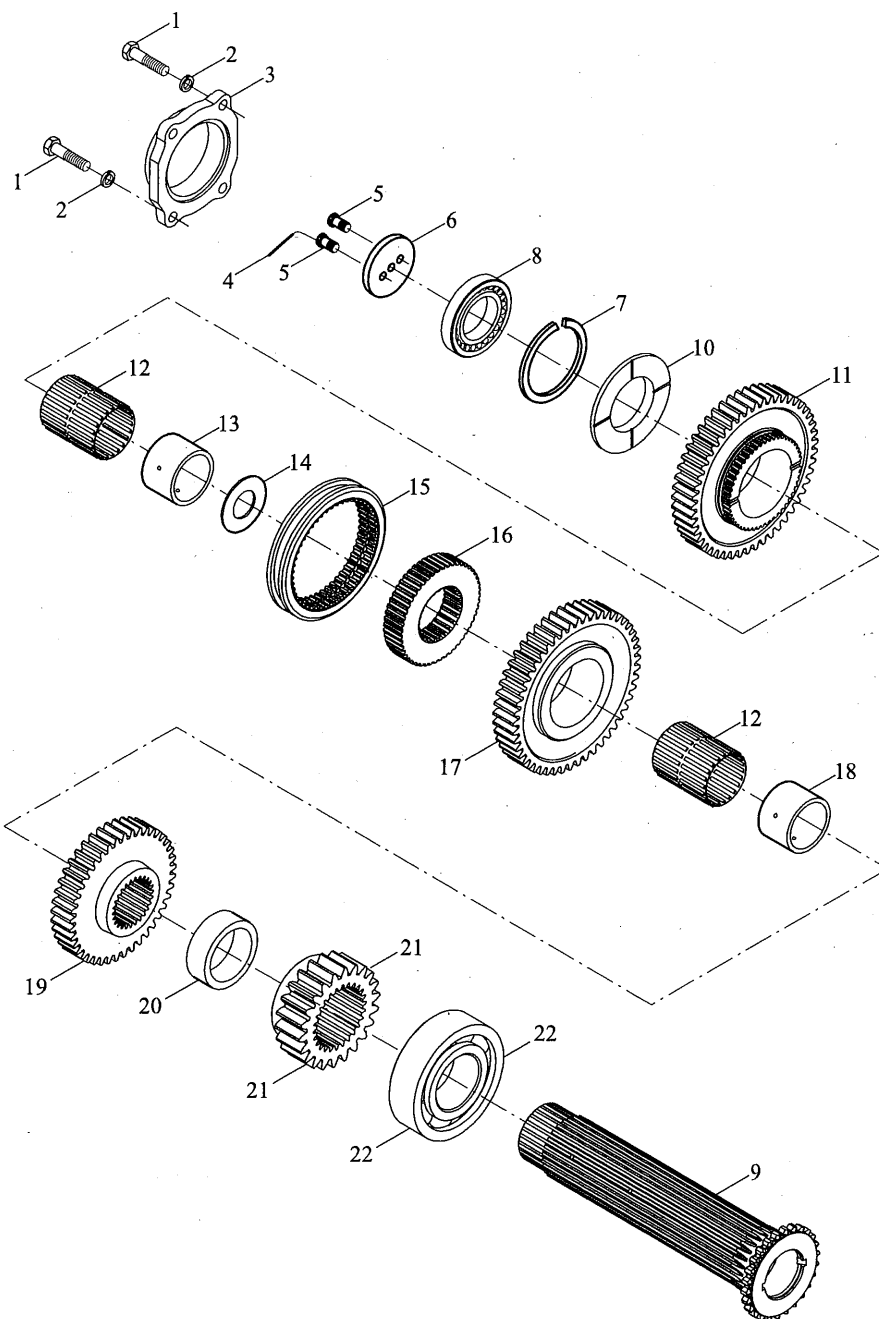
TD800A.372G Main and auxiliary gear assembly-2(013)



TD800A.372G Main and auxiliary gear assembly-2(013)

No.	Part code and specification	Part name	Quantity	Remark
	TD800A.372G	Main and auxiliary gear assembly	1	
1	FT800.37C.104	Power output front axle	1	
2	FT800.37.118	III-IV Mesh cover	1	
3	FT800.37.119	III-IV Gear tooth base	1	
4	TD800A.372F-15	Bearing 20209	1	
5	FT800.37.106	Power output shaft connecting sleeve	1	
6	GBT893.1-28	Elastic retainer ring for hole	1	
7	TD800A.372F-03	Shuttle countershaft	1	
8	TD800A.372F-16	Bearing NUP1014	1	
9	GBT894.1-70	Circlip for shaft	1	
10	TD800A.372F-04	Auxiliary gear	1	
11	QLWZB120-K55X62X46ZW	Needle bearing	1	
12	TD800A.372F-05	Auxiliary gear engagement sleeve	1	
13	TD800A.372F-06	Shuttle gear	1	
14	TD800A.372F-07	Intermediate collar	1	
15	GBT276-6408N	Deep groove ball bearing	1	
16	GBT305-110-116.6	Stop ring	1	
17	GBT894.1-40	Circlip for shaft	1	

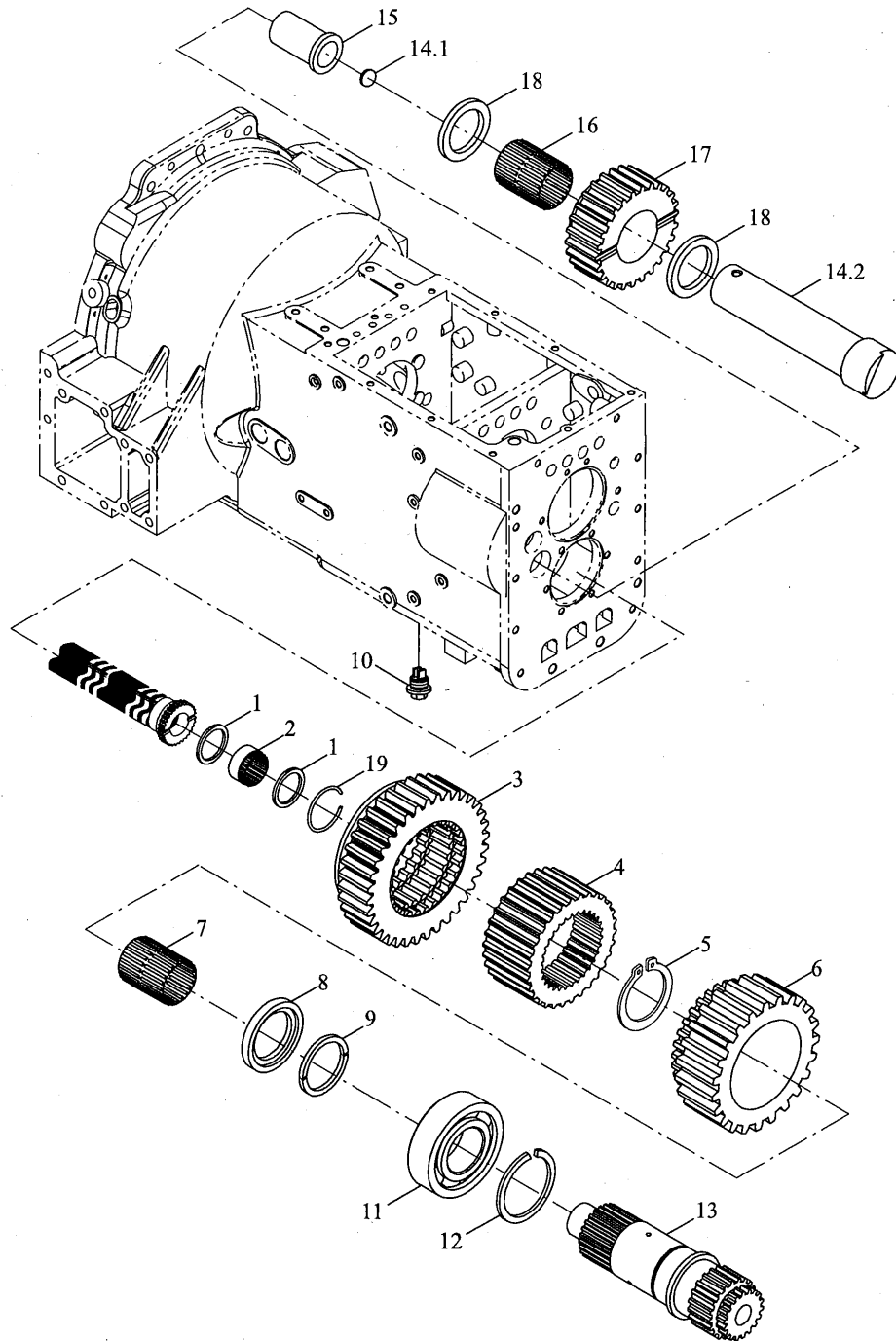
TD800A.372G Main and auxiliary gear assembly-3(013)



TD800A.372G Main and auxiliary gear assembly-3(013)

No.	Part code and specification	Part name	Quantity	Remark
	TD800A.372G	Main and auxiliary gear assembly	1	
1	GBT5783-M10X25-8.8-A3L	Hexagon headed bolt	8	
2	GBT93-10-A3L	Normal type single coil spring lock washers	8	
3	FT800.37.179	Intermediate shaft end cover	1	
4	FT800A.37A.244	Hot dip galvanized steel wire -1.4	1	
5	TD800A.372-01	Special bolt M10X20	2	
6	FT800.37.187	Ring	1	
7	GBT305-90-96.5	Stop ring	1	
8	GBT276-6210N	Deep groove ball bearing	1	
9	TD800A.372F-12b	Intermediate shaft	1	
10	FT800.37.178c	Intermediate thrust ring	1	
11	FT800.37.124c	Driven gear	1	
12	QLWZB120-K64X74X41ZW	Needle bearing	3	
13	FT800.37.123c	Driven gear bushing	1	
14	FT800.37.209c	Sleeve II	1	
15	FT800.37.118	Mesh cover	2	
16	FT800.37.119	Gear tooth base	2	
17	TD800A.372F-14	Driven gear	1	
18	FT800.37.117c	bushing	2	
19	TD800A.372F-13	Gear driven gear	1	
20	FT800.37.176	Intermediate casing	1	
21	TD800A.372F-11	Gear driven gear	1	
22	GBT283-NUP211E	Cylindrical roller bearing	1	

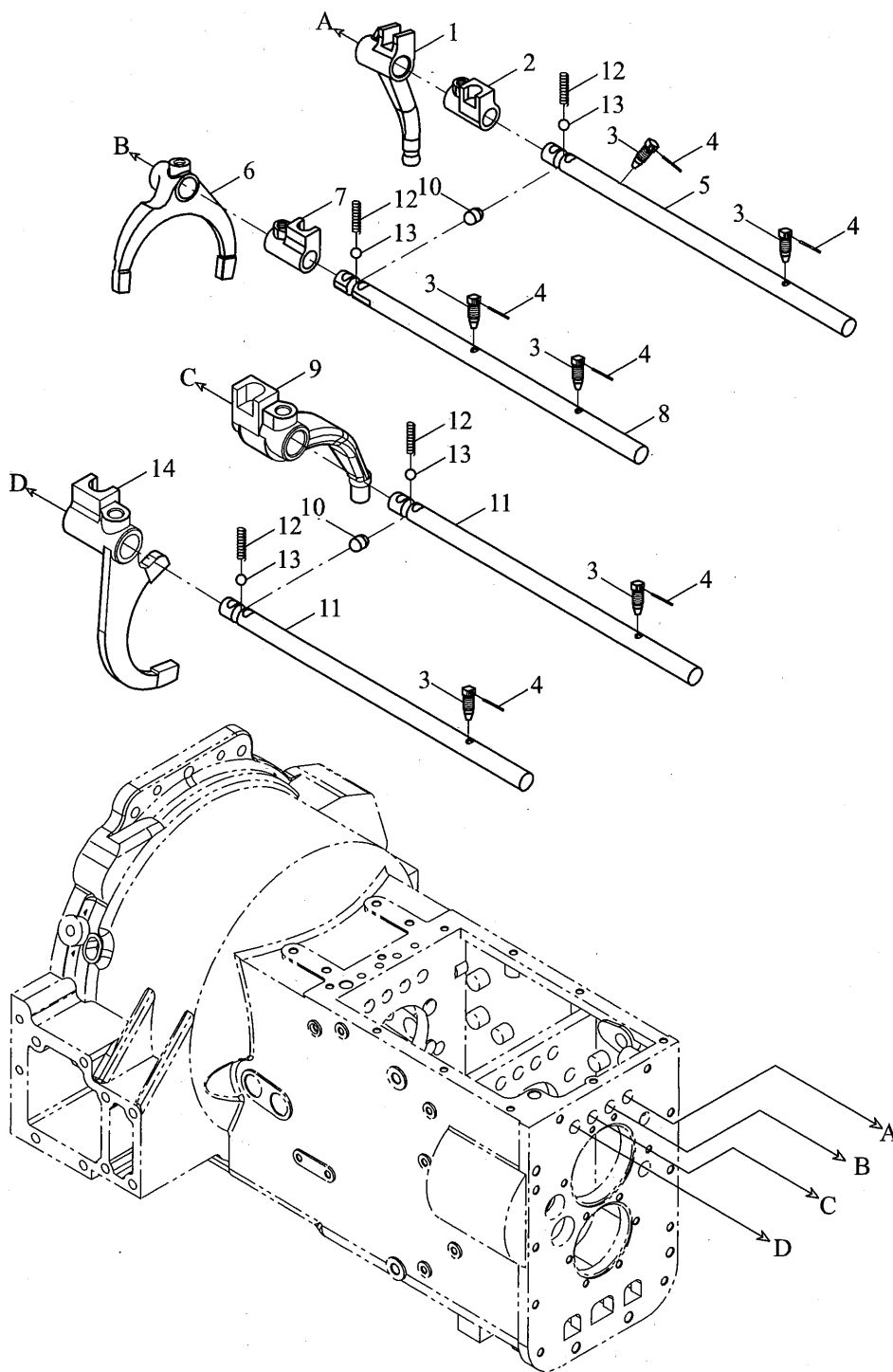
TD800A.372G Main and auxiliary gear assembly-4(013)



TD800A.372G Main and auxiliary gear assembly-4(013)

No.	Part code and specification	Part name	Quantity	Remark
	TD800A.372G	Main and auxiliary gear assembly	1	
1	TD800A.372G-02	Needle spacer	2	
2	TD800A.372H.1	Needle roller assembly	1	
3	TD800A.372F-09a	Shuttle gear	1	
4	TD800A.372F-10a	Shuttle gear	1	
5	GBT894.1-42	Circlip for shaft	1	
6	FT800.37D.128a	Shuttle gear	1	
7	QLWZB120-K55X62X46ZW	Needle bearing	1	
8	TD800A.372G-01	Thrust ring	1	
8	TD800A.372G-10	Thrust ring	1	
8	TD800A.372G-11	Thrust ring	1	
8	TD800A.372G-12	Thrust ring	1	
8	TD800A.372G-13	Thrust ring	1	
8	TD800A.372G-14	Thrust ring	1	
8	TD800A.372G-15	Thrust ring	1	
8	TD800A.372G-16	Thrust ring	1	
9	FT800.37D.236	Thrust ring	1	
10	FT65.38.026	Oil plug assembly	1	
11	GBT276-6211N	Deep groove ball bearing	1	
12	GBT305-100-106.5	Stop ring	1	
13	TF1004.372A-04a	Output shaft	1	
14	FT800.37D.023	Idler shaft assembly	1	
14.1	Q72114	Plug	1	
14.2	FT800.37D.136	Idler shaft	1	
15	FT800.37D.232	Idler pulley	1	
16	QLWZB120-K35X45X43ZW	Needle bearing	1	
17	FT800.37D.326	Idler	1	
18	FT800.37D.233	Ring	1	
19	GBT895.1-42	Steel wire ring for hole	1	

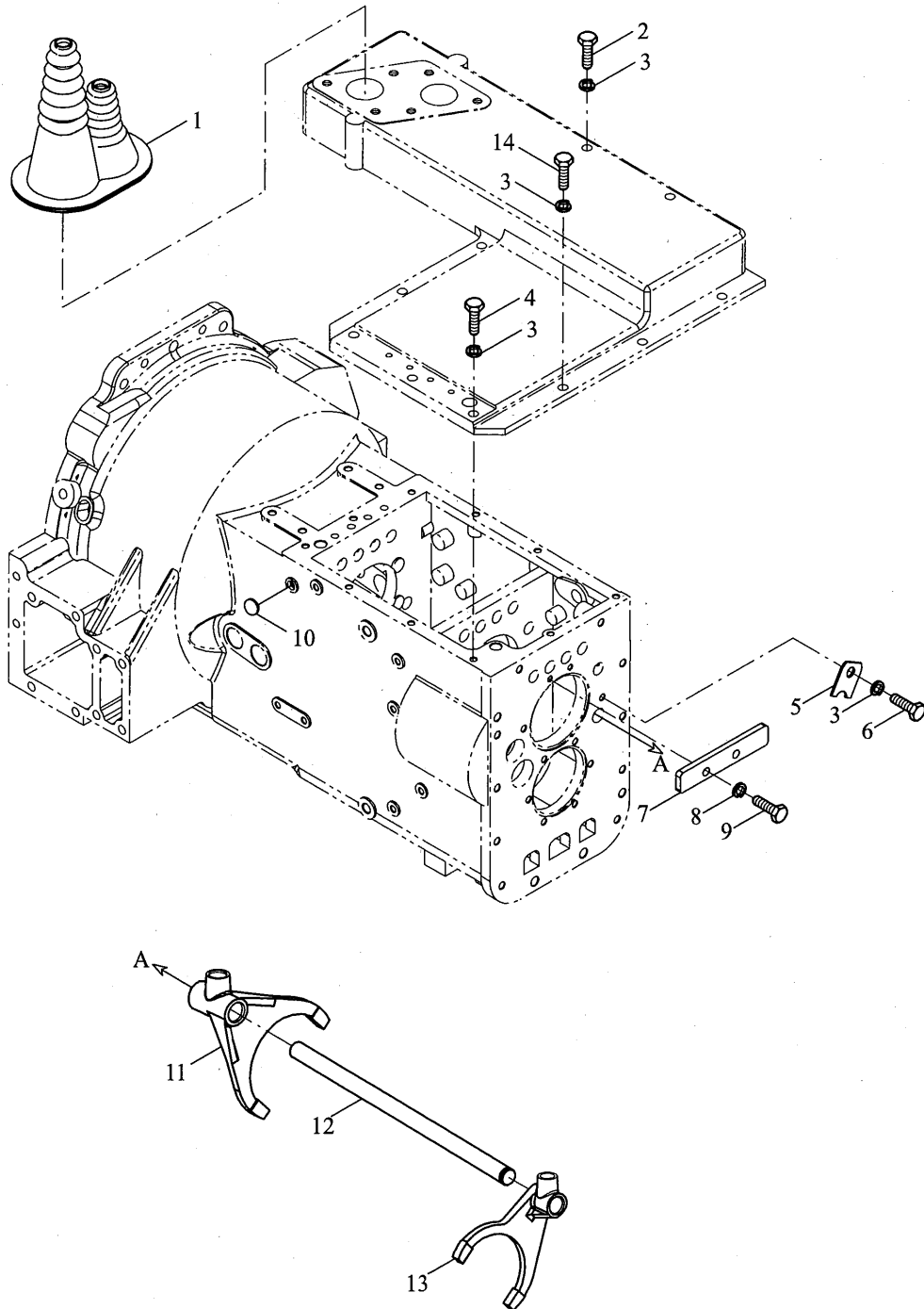
TD800A.373B Steering mechanism assembly-1(012)



TD800A.373B Steering mechanism assembly-1(012)

No.	Part code and specification	Part name	Quantity	Remark
	TD800A.373B	Steering mechanism assembly	1	
1	FT800.37.154	I shift lever	1	
2	TD800A.373B-05	File shift head	1	
3	FT800.37.194	Set screw	6	
4	FT800A.37A.244	Hot dip galvanized steel wire -1.4	6	
5	FT800A.37.318	Shift fork shaft	1	
6	FT800.37.158	Gear shift fork	1	
7	TD800A.373B-01	File shift head	1	
8	FT800A.37.319	Shift fork shaft	1	
9	TD800A.373B-02	Shuttle shift lever	1	
10	FT800.37.177	Interlock pin	2	
11	FT800A.37.320a	Auxiliary gear shift fork shaft	2	
12	FT800.37.139	Spring	4	
13	GBT308-10-C100-b	Steel ball	4	
14	TD800A.373B-03	Auxiliary gear shift fork	1	

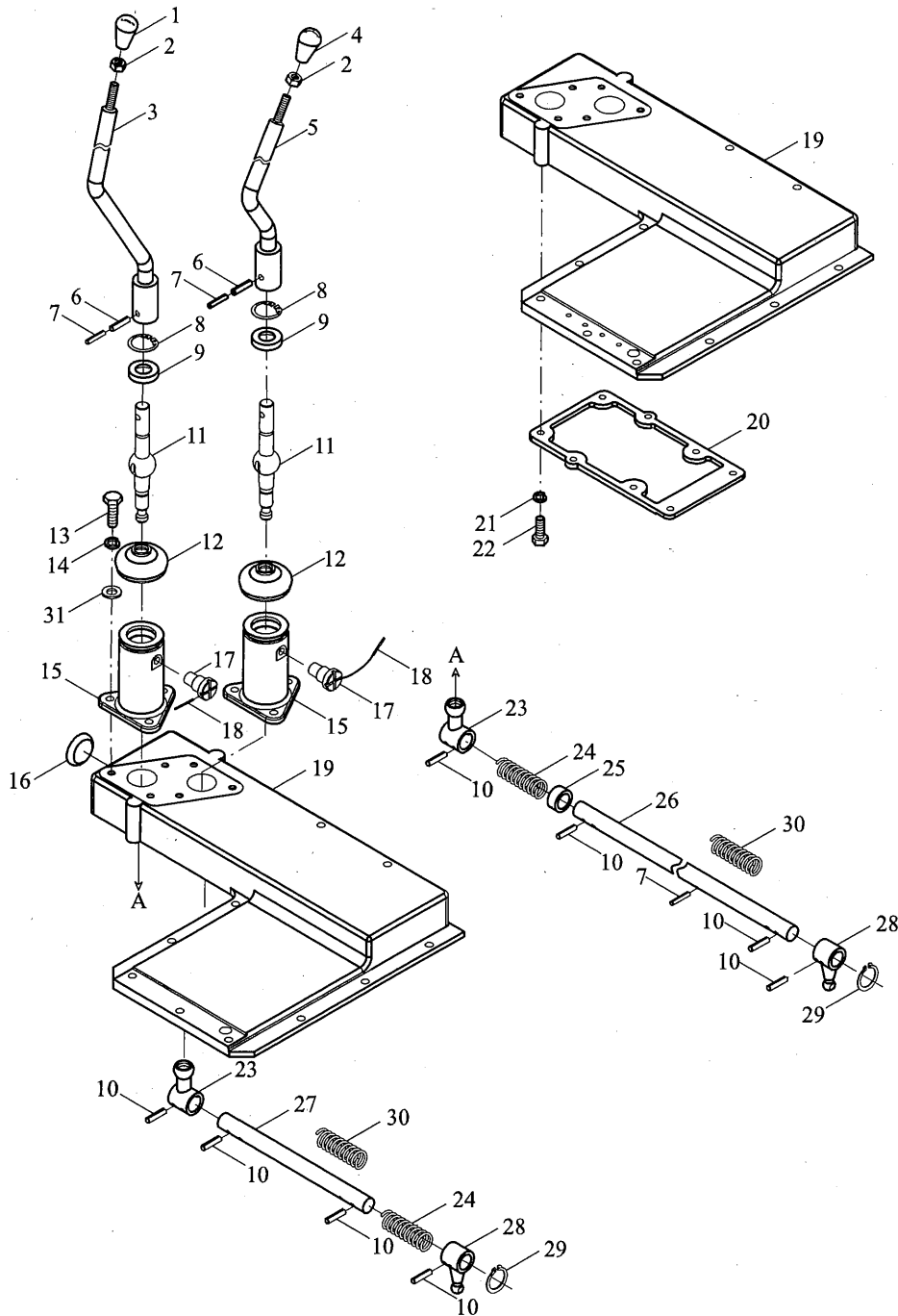
TD800A.373B Steering mechanism assembly-2(012)



TD800A.373B Steering mechanism assembly-2(012)

No.	Part code and specification	Part name	Quantity	Remark
	TD800A.373B	Steering mechanism assembly	1	
1	TF1004.452-11	Seal sleeve	1	
2	TD800A.373-01	Special bolt M10X75	2	
3	GBT93-10-A0P	Normal type single coil spring lock washers	11	
4	GBT5783-M10X25-8.8-A3L	Hexagon headed bolt	3	
5	FT800.37.169	Locating plate	1	
6	GBT5783-M10X20-8.8-A3L	Hexagon headed bolt	1	
7	FT800A.37.327	Shift limit plate	1	
8	GBT93-8-A0P	Normal type single coil spring lock washers	2	
9	GBT5783-M8X20-8.8-A2L	Hexagon headed bolt	2	
10	Q72214	Bowl plug piece	1	
11	FT800.37.161c	I II shift fork	1	
12	FT800.37.153	Center fork shaft	1	
13	TF1004.373-02	Auxiliary gear shift fork	1	
14	GBT5783-M10X30-8.8-A3L	Hexagon headed bolt	5	

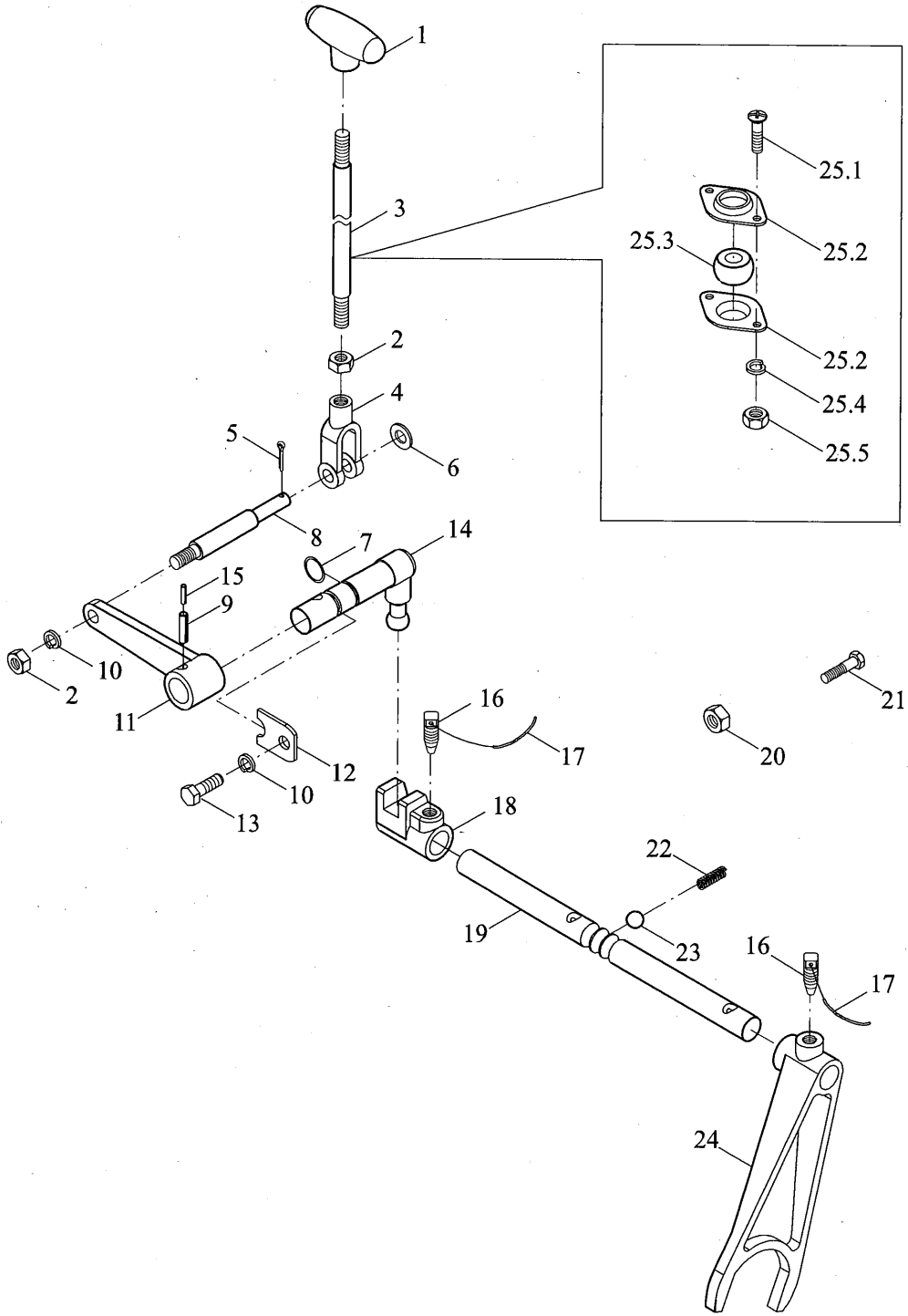
TD800A.373B Steering mechanism assembly-3(012)



TD800A.373B Steering mechanism assembly-3(012)

No.	Part code and specification	Part name	Quantity	Remark
	TD800A.373B	Steering mechanism assembly	1	
	TD800A.373B.1	Side control assembly	1	
1	TD800A.373B.1.1	Side shift handle assembly	1	
2	GBT6170-M10-8-A3L	Hexagon Nut - Type 1	2	
3	TD800A.373B.1.3c	The auxiliary transmission lever welding	1	
4	FT800.37.015b	Main shift handle ball assembly	1	
5	TD800A.373B.1.2b	The main gear lever of welding	1	
6	QLWZB140-8X35	Rolled elastic cylindrical pin	2	
7	QLWZB140-5X32	Rolled elastic cylindrical pin	3	
8	GBT893.1-40	Hole Circlip	2	
9	FT800A.37.305	Nylon seat	2	
10	QLWZB140-8X32	Rolled elastic cylindrical pin	8	
11	TC05373060006	The joystick	2	
12	FT800A.37.307	Rubber Sleeve	2	
13	GBT70.1-M10X20-8.8-A3L	Hexagon Screw	6	
14	GBT93-10-A3L	Normal type single coil spring lock washers	6	
15	TD800A.373B.1-04	Auxiliary gear shift lever support	2	
16	Q72224	Bowl plug piece	2	
17	FT800A.37.326	Shift lever locating pin	4	
18	TF1004.374-02	Low carbon steel wire SZ-1.4x250	2	
19	FT800A.37N.308a	Side control cover	1	
20	FT800A.37.309a	Side control cover	1	
21	GBT93-8-A3L	Normal type single coil spring lock washers	8	
22	GBT5783-M8X20-8.8-A2L	Hexagon Head Bolt	8	
23	TC05373060007	Gear shift lever	2	
24	TF1254.373.1-02	Return spring	2	
25	FT800A.37.314	Spacer Bush	1	
26	TD800A.373B.1-01b	Auxiliary transmission control lever	1	
27	FT800A.37.312b	Main transmission control lever	1	
28	FT800A.37.315a	Internal control head	2	
29	TB604.374B.1-14	Shaft Circlip	2	
30	TB604.374B.1-15	Gear lever spring	2	
31	GBT97.1-16-A3L	Flat Washer	2	

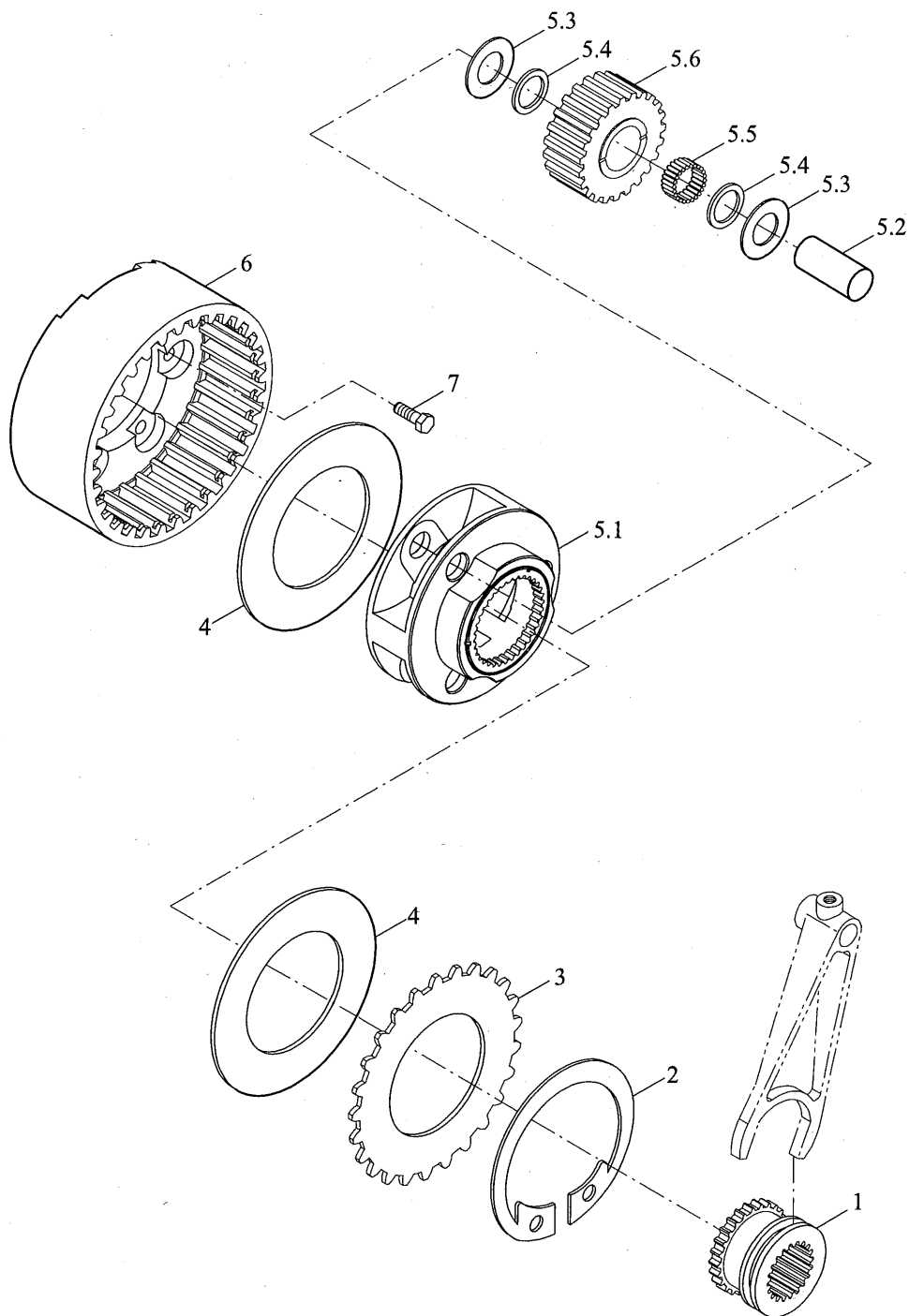
TD800A.374B Crawling gear assembly-1



TD800A.374B Crawling gear assembly-1

No.	Part code and specification	Part name	Quantity	Remark
	TD800A.374B	Crawling gear assembly	1	
1	TD800A.374B-02	Crawl handle	1	
2	GBT6172.1-M10-04-A3L	Hexagon Thin Nut	3	
3	FT800A.37A.243	Pull Rod	1	
4	FT65.43.134	Right-hand fork	1	
5	GBT91-3.2X30-A0P	Split Pin	1	
6	GBT97.1-10-A0P	Flat Washer	1	
7	GBT3452.1-17.0X1.80G	O-ring	1	
8	FT800A.37A.242	Connecting rod	1	
9	GBT879.1-8X30	Spring Cylindrical Pin	1	
10	GBT93-10-A0P	Normal type single coil spring lock washers	8	
11	FT800A.37A.040	Creeping rocker arm	1	
12	FT800.37.169	Locating plate	1	
13	GBT5783-M10X25-10.9-A3L	Hexagon Head Bolt	6	
14	FT800A.37A.224	Creeping rocker arm	1	
15	GBT879.1-5X30	Elastic cylindrical pin	1	
16	FT800.37.194	Set screw	2	
17	FT800A.37A.244	Hot dip galvanized steel wire -1.4	2	
18	TD800A.374B-01	Crawling dial	1	
19	FT800.37A.220	Crawl shift fork shaft	1	
20	GBT6172.1-M12-04-A3L	Hexagon Thin Nut	1	
21	GBT5781-M10X20-4.8-A3L	Hexagon Head Bolt	1	
22	FT800.37.139	Spring	1	
23	GBT308-10-G100-b	Steel Ball	1	
24	FT800.37A.225	High and low shift fork	1	
25	TG1204.435.2	Seal liner assembly	1	
25.1	GBT818-M6X14-4.8-A2L	Screw	1	
25.2	TG1204.435.2-01	Spherical seat bushing	1	
25.3	TG1204.435.2-02	Spherical bush	1	
25.4	GBT93-6	Normal type single coil spring lock washers	1	
25.5	GBT6170-M6-8-A2L	Hexagon Nut - Type 1	1	

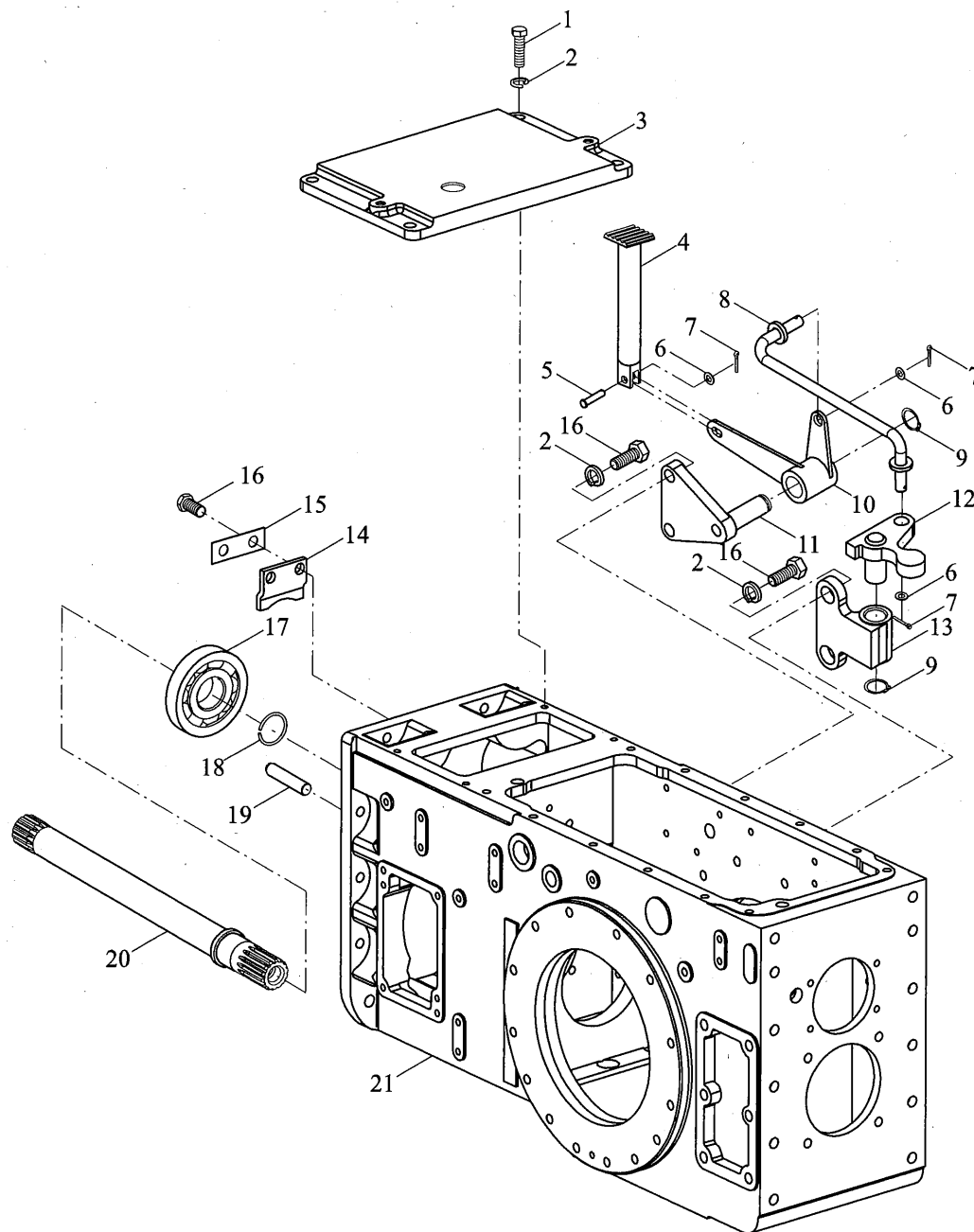
TD800A.374B Crawling gear assembly-2



TD800A.374B Crawling gear assembly-2

No.	Part code and specification	Part name	Quantity	Remark
	TD800A.374B	Crawling gear assembly	1	
1	FT800.37A.218	Creep joint sleeve	1	
2	GBT893.1-170	Hole Circlip	1	
3	FT800.37D.216	Planet carrier plate	1	
4	FT800.37D.230	Wear pad	2	
5	FT800.37D.018	Planet carrier assembly	1	
5.1	FT800.37A.024	Welding planet carrier	1	
5.2	FT800.37A.213	Planet gear shaft	3	
5.3	FT800.37A.212	Planetary gear ring	6	
5.4	FT800.37A.214	Needle ring	6	
5.5	GBT309-4X25.8-G2X-2X-4	Kingpin	57	
5.6	FT800.37D.211	Planet gear	3	
6	FT800.37D.210	Inner gear ring	1	
7	GBT5783-M12X35-8.8-A3L	Hexagon Head Bolt	1	

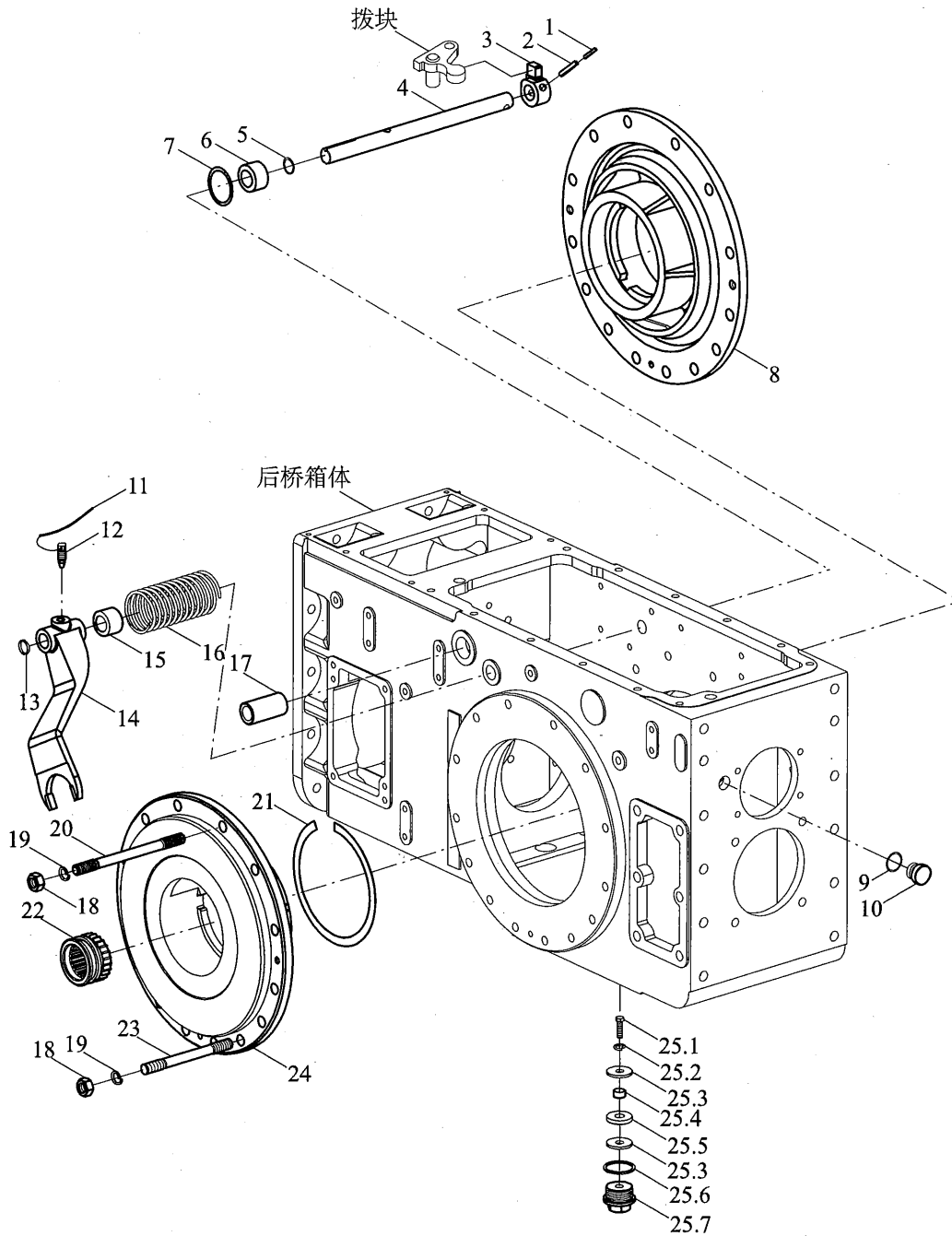
TD804A.38C Rear axle box assembly-1(001)



TD804A.38C Rear axle box assembly-1(001)

No.	Part code and specification	Part name	Quantity	Remark
	TD804A.38C	Rear axle box assembly	1	
1	GBT5783-M10X25-4.8-A3L	Bolt	4	
2	GBT93-10-AOP	Normal type single coil spring lock washers	8	
3	FT800.38.102	Rear axle housing cover	1	
4	FT800A.38.017	Welding foot	1	
5	GBT882-8X24-AOP	Axis Pin	1	
6	GBT95-8-AOP	Washer	3	
7	GBT91-3.2X22-AOP	pin	3	
8	FT800A.38.258	Pull Rod	1	
9	GBT894.1-20	Cirelip for shaft	2	
10	FT800A.38.016	Rocker Weldment	1	
11	FT800A.38.252	Shaft	1	
12	FT800A.38.250	Dial block	1	
13	FT800A.38.251	Mounting seat	1	
14	FT800.38.123	Plate	1	
15	FT800.38.124	Lock sheet	1	
16	GBT5781-M10X25-8.8-A3L	Bolt	6	
17	GBT276-6306	Deep Groove Ball Bearing	1	
18	GBT895.2-30	Steel wire ring for shaft	1	
19	GBT119.1-12m6X30-AOP	Round pin	2	
20	FT800.38.125	Power output shaft	1	
21	TD804A.38C-01	Rear axle housing	1	

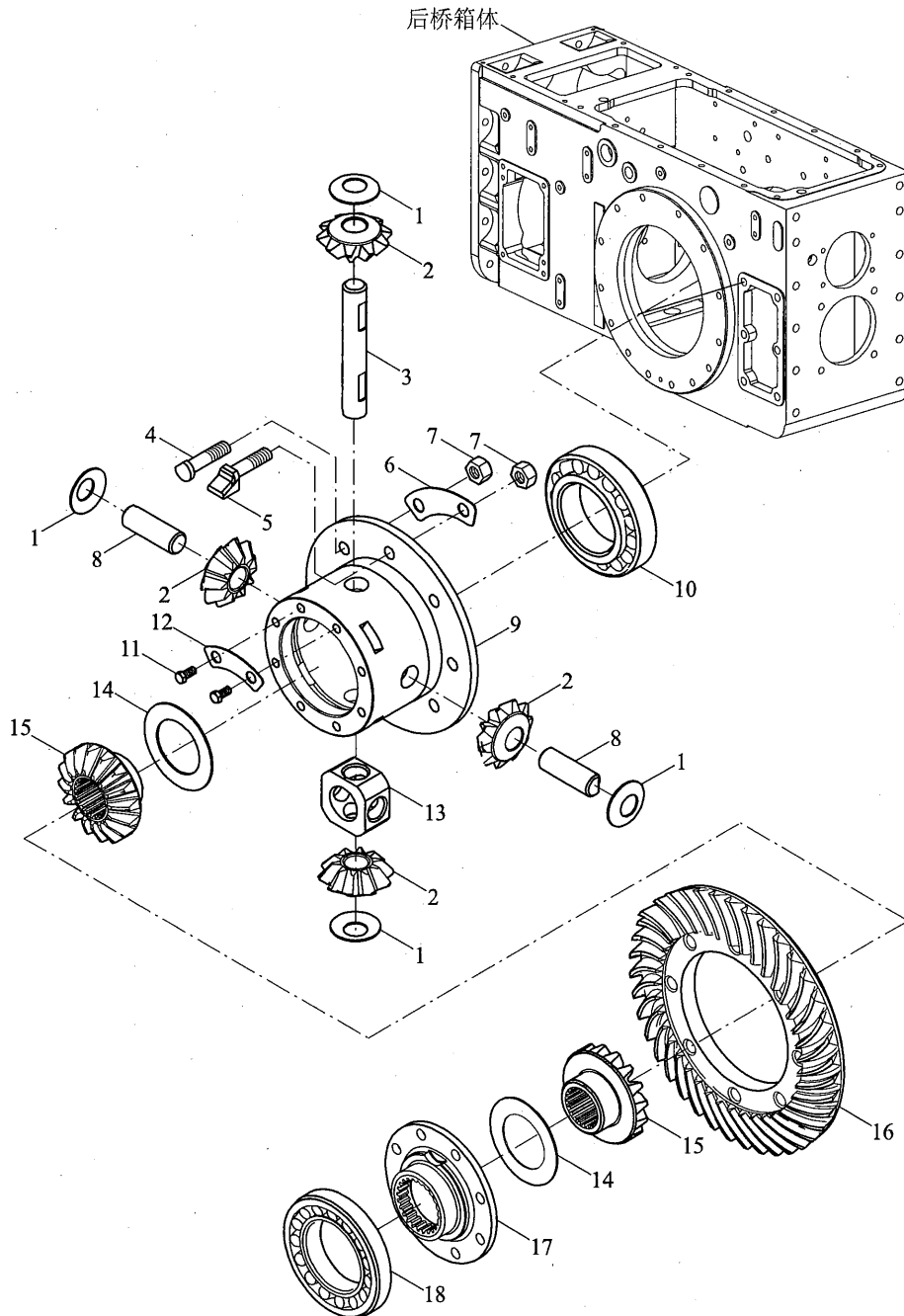
TD804A.38C Rear axle box assembly-2(001)



TD804A.38C Rear axle box assembly-2(001)

No.	Part code and specification	Part name	Quantity	Remark
	TD804A.38C	Rear axle box assembly	1	
1	GBT879.1-5X40	Pin	1	
2	GBT879.1-8X40	Pin	1	
3	FT800.38.109	Dial block	1	
4	FT800.38.111	Differential lock lever	1	
5	GBT3452.1-20.0X2.65G	O ring	1	
6	FT800A.38.259	Sleeve	1	
7	GBT3452.1-30.0X2.65G	O ring	1	
8	FT800.38.106	Right bearing seat	1	
9	GBT3452.1-17.0X2.65G	O ring	1	
10	FT800.38.115	Blocking	1	
11	TF1004.374-02	Galvanized steel wire SZ-1.4 * 270	1	
12	FT800.37.194	Set screw	1	
13	Q72220	Bowl plug piece	1	
14	FT800.38.114	Differential lock fork	1	
15	FT800.38.206	Spacer Bush	1	
16	FT800.38.112	Differential lock spring	1	
17	FT800.38.134	Bushing	1	
18	GBT6171-M14X1.5-10-A3L	Nut	28	
19	GBT93-14-AOP	Washer	28	
20	GBT899-AM14-M14X1.5X200-10.9-A3L	Stud	2	
21	FT800.38.221	Adjusting shim	On demand	
22	FT800.38.113	Differential lock engagement sleeve	1	
23	GBT899-AM14-M14X1.5X190-10.9-A3L	Stud	26	
24	FT800.38.108	Left bearing seat	1	
25	FT800.38.014	Oil drain plug assembly	1	
25.1	GBT5781-M10X25-A3L	Bolt	1	
25.2	GBT93-10-AOP	Washer	1	
25.3	FT800.38.144	Magnet washer	2	
25.4	FT800.38.145	Magnetic isolation aluminum sleeve	1	
25.5	FT800.38.143	Magnet	1	
25.6	JBT982-36	Washer	1	
25.7	FT800.38.141	Oil Discharging Screw Plug	1	

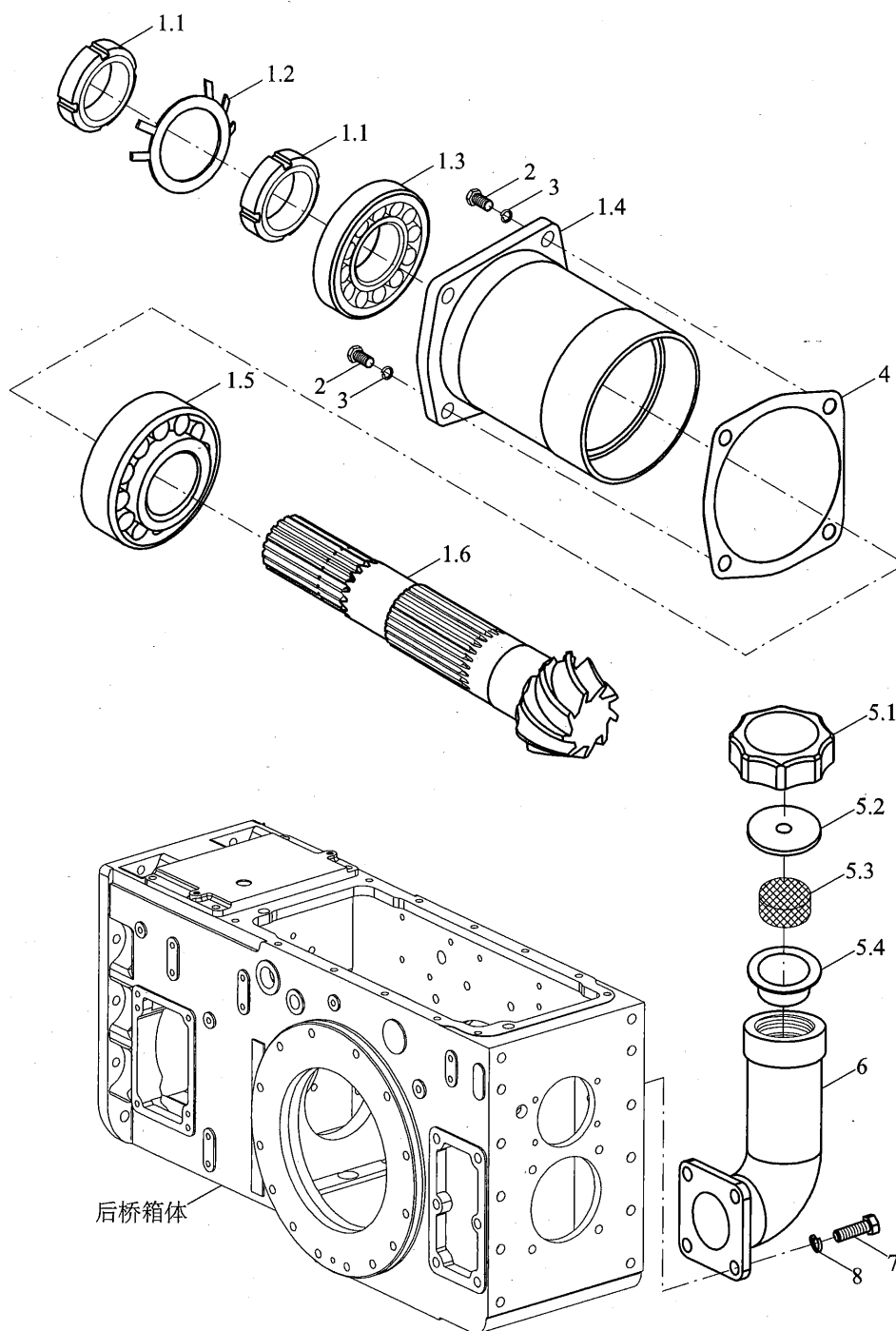
TD804A.38C Rear axle box assembly-3(001)



TD804A.38C Rear axle box assembly-3(001)

No.	Part code and specification	Part name	Quantity	Remark
	TD804A.38C	Rear axle box assembly	1	
	FT800.38.012	Differential assembly	1	
1	FT800.38.216	Planet gear gasket	4	
2	FT800.38.217a	Planet gear	4	
3	FT800.38.215	Planet gear shaft	1	
4	FT800.38.211	Large bevel gear retaining screw	4	
5	FT800.38.212	Planet gear shaft stop screw	4	
6	FT800.38.213	Lock sheet	4	
7	GB/T 6171-M14 × 1.5-A3L	Nut	8	
8	FT800.38.131	Short planet gear shaft	2	
9	FT800.38.128	Differential housing	1	
10	GB/T 297-32216	Bearing	1	
11	GB/T 5783-M12 × 25-A3L	Bolt	8	
12	FT800.38.218	Lock sheet	4	
13	FT800.38.132	Central ring	1	
14	FT800.38.200	Half shaft gear gasket	On demand	
	FT800.38.210	Half shaft gear gasket	On demand	
	FT800.38.220	Half shaft gear gasket	On demand	
	FT800.38.230	Half shaft gear gasket	On demand	
	FT800.38.240	Half shaft gear gasket	On demand	
	FT800.38.250	Half shaft gear gasket	On demand	
15	FT800.38.130a	Half axle gear	2	
16	FT800.38.129	Great circle gear	1	
17	FT800.38.133	Differential cover	1	
18	GB/T 297-30216	Bearing	1	

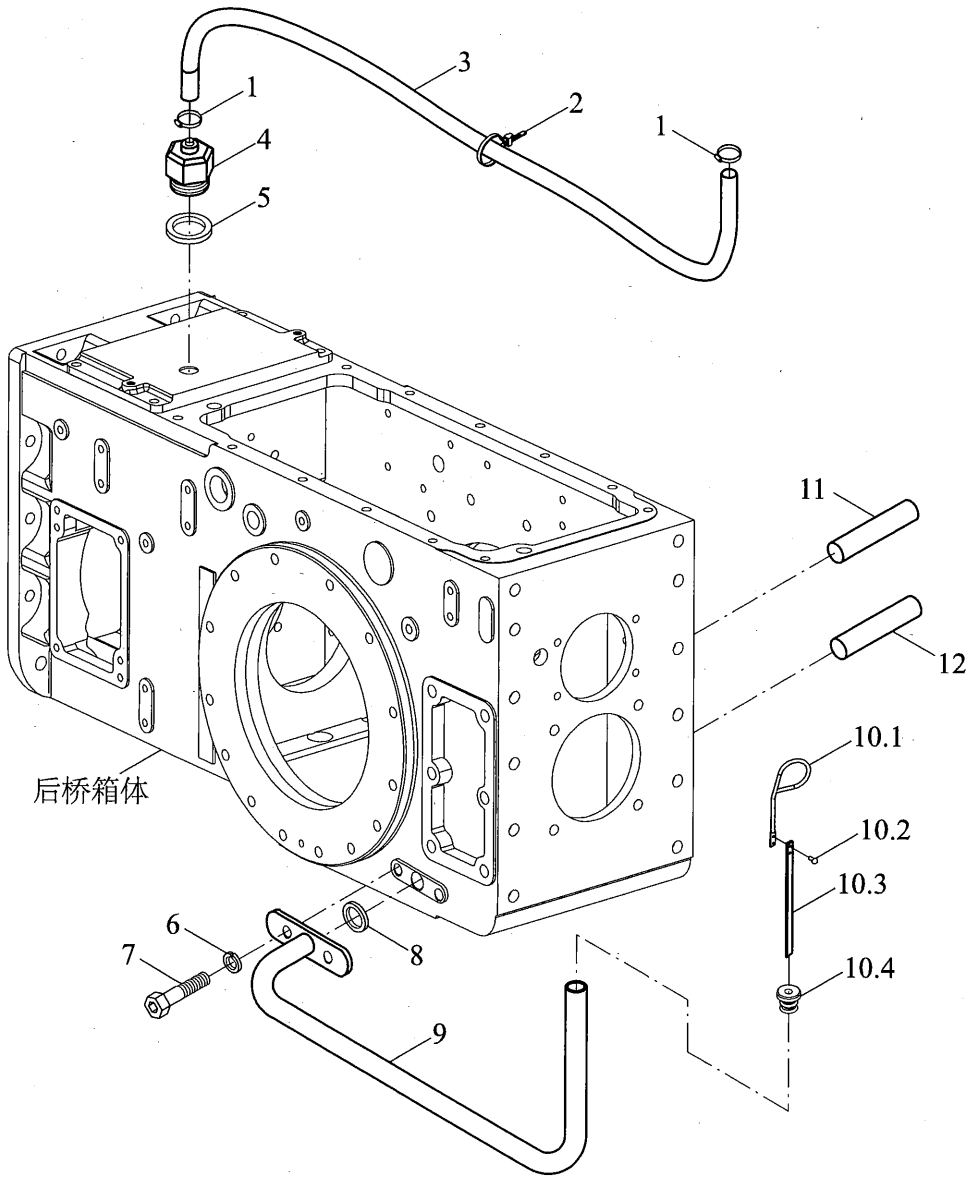
TD804A.38C Rear axle box assembly-4(001)



TD804A.38C Rear axle box assembly-4(001)

No.	Part code and specification	Part name	Quantity	Remark
	TD804A.38C	Rear axle box assembly	1	
1	FT800.38.011	Small bevel gear assembly	1	
1.1	FT800.38.207	Round Nut	2	
1.2	GBT858-50	Check washer	1	
1.3	GBT297-30310	Bearing	1	
1.4	FT800.38.205	Small bevel gear bearing seat	1	
1.5	GBT297-32311	Bearing	1	
1.6	FT800.38.126	Small bevel gear	1	
2	GBT5783-M12X35-8.8-A3L	Bolt	4	
3	GBT93-12-AOP	Washer	4	
4	FT800.38.208	Adjusting shim	On demand	
5	FT800.38.017	The rear axle filler cap assembly	1	
5.1	FT800.38.150	Filling the shell	1	
5.2	FT800.38.149	Filling ring	1	
5.3	TA650.502.3-04	Sponge	1	
5.4	FT800.38.148	Filler rubber pad	1	
6	FT800.38.103a	Rear bridge feed pipe	1	
7	GBT5781-M10X25-8.8-A3L	Bolt	4	
8	GBT93-10-AOP	Washer	4	

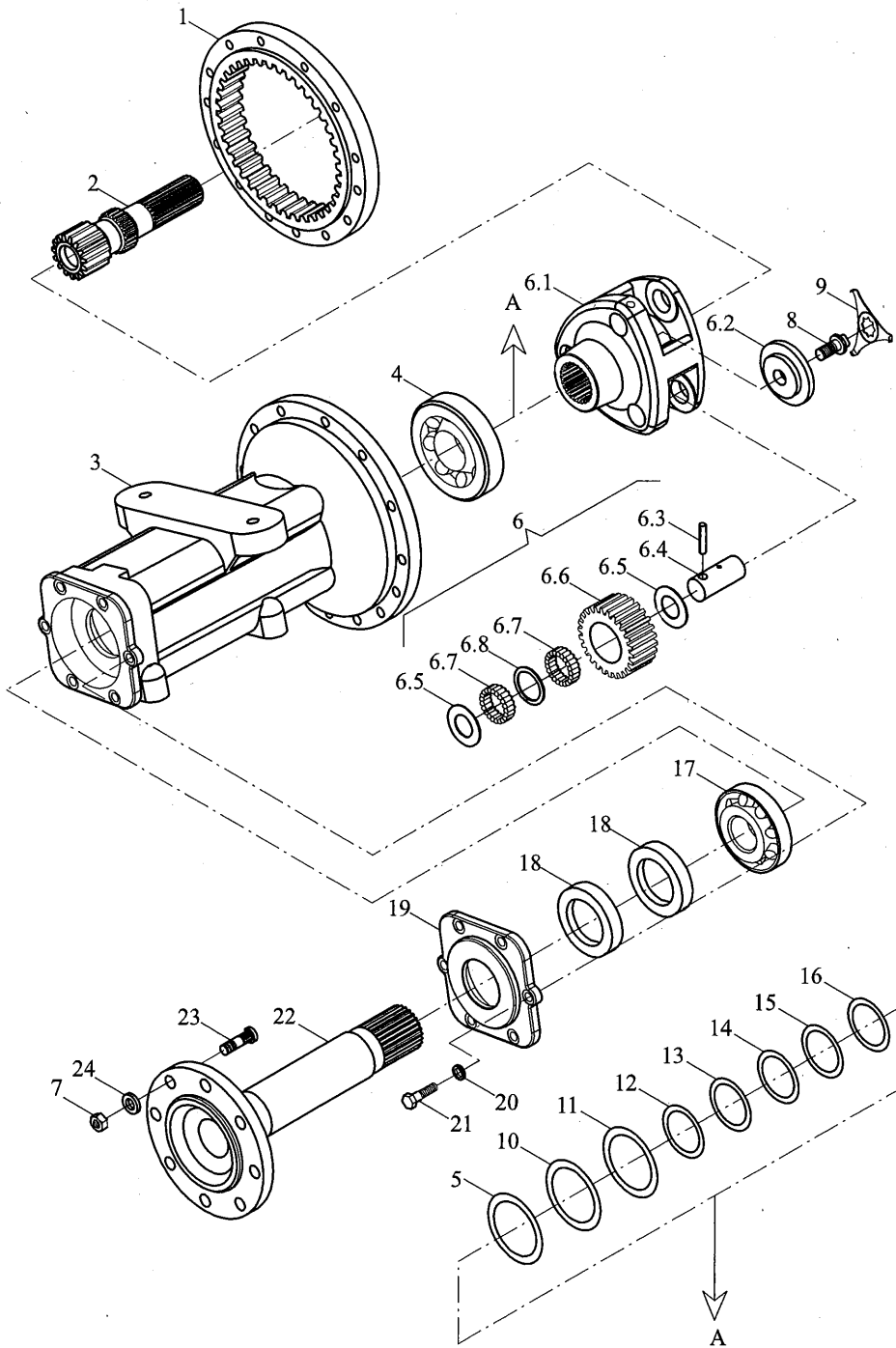
TD804A.38C Rear axle box assembly-5(001)



TD804A.38C Rear axle box assembly-5(001)

No.	Part code and specification	Part name	Quantity	Remark
	TD804A.38C	Rear axle box assembly	1	
1	Q67512	A type screw drive hoop	2	
2	Q67405100	Plastic band	1	
3	FT800A.38.195	Breathing hose	1	
4	FT65.55.176	Respiratory connector	1	
5	JBT982-12	Combined Seal Gasket	1	
6	GBT93-8-A0P	Normal type single coil spring lock washers	2	
7	GBT70.1-M8X25-8.8-A2L	Inner six angle screw	2	
8	GBT3452.1-15X2.65G	O shaped ring	1	
9	FT800A.38.019	Dipstick tube assembly	1	
10	FT800A.38.018	Oil dipstick assembly	1	
10.1	FT800A.38.216	Stick handle	1	
10.2	GBT867-2X3	Cup head rivet	2	
10.3	FT800A.38.217	Dipstick	1	
10.4	FT800A.38.218	Rubber seat	1	
11	GBT119.1-20m6X55-A0P	Cylindrical pin	2	
12	GBT119.1-20m6X65-A0P	Cylindrical pin	2	

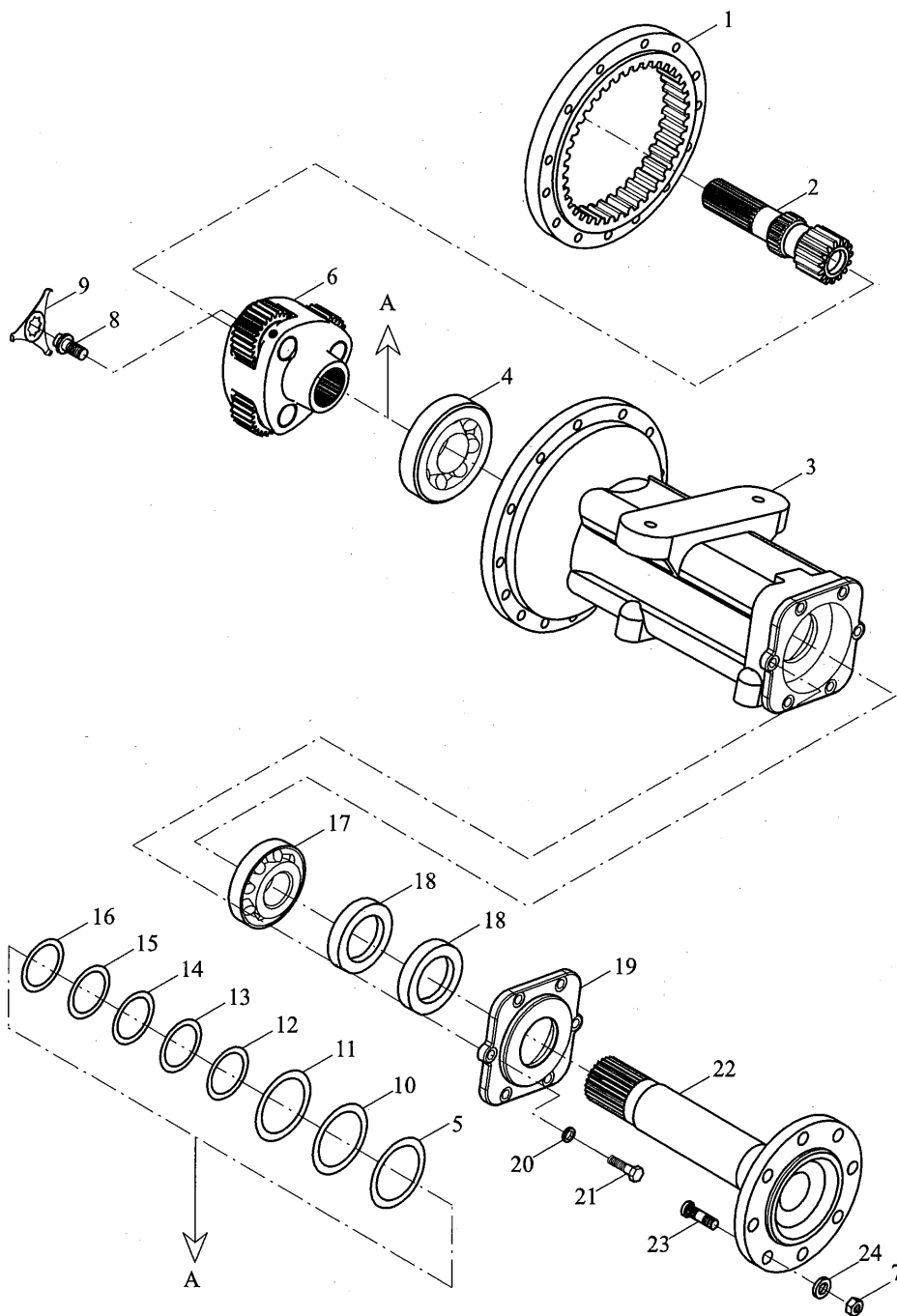
TD800.391B Left final drive assembly(006)



TD800.391B Left final drive assembly(006)

No.	Part code and specification	Part name	Quantity	Remark
	TD800.391B	Left final drive assembly	1	
1	FT800.39.108	Final drive ring gear	1	
2	FT800.39.113	Left half shaft	1	
3	FT800.39C.103	Half shell	1	
4	GBT297-30214	Tapered Roller Bearings	1	
5	FT800.39.137	Rough adjustment pad	1	
6	FT800.39.011	Final drive planet carrier assembly	1	
6.1	FT800.39.104	Planet carrier	1	
6.2	FT800.39.106b	Planetary platen	1	
6.3	QLWZB140-12X32	Coiled elastic pin	3	
6.4	FT800.39.111	Planetary gear shaft	3	
6.5	FT800.39.110	Planetary needle roller outer spacer	6	
6.6	FT800.39.107	Planetary gear	3	
6.7	FT800.39.019	Roller assembly	6	
6.8	FT800.39.109	Roller inner spacer	3	
7	GBT6176-M20X1.5-LH-10-A3L	Type 2 Hexagon Nut	8	
8	FT800.39.105a	Planet carrier fixing bolt	1	
9	FT800.39.112a	Stop gasket	1	
10	FT800.39.138	Rough adjustment pad	1	
11	FT800.39.131	Rough adjustment pad	1	
12	FT800.39.136	Fine adjustment pad	1	
13	FT800.39.135	Fine adjustment pad	1	
14	FT800.39.134	Fine adjustment pad	1	
15	FT800.39.133	Fine adjustment pad	1	
16	FT800.39.132	Fine adjustment pad	1	
17	GBT297-30218	Tapered Roller Bearings	1	
18	GBT9877.1-FB100X130X12D	Lip-shape seal ring	2	
19	FT800.39C.131	End cap	1	
20	GBT93-14-A0P	Normal type single coil spring lock washer	6	
21	GBT5783-M14X40-8.8-A3L	Hex bolt	6	
22	TD800.391B-01	Drive shaft	1	
23	FT800.39.101c	Drive wheel fixing bolt	8	
24	FT800.39.130	Washer	8	

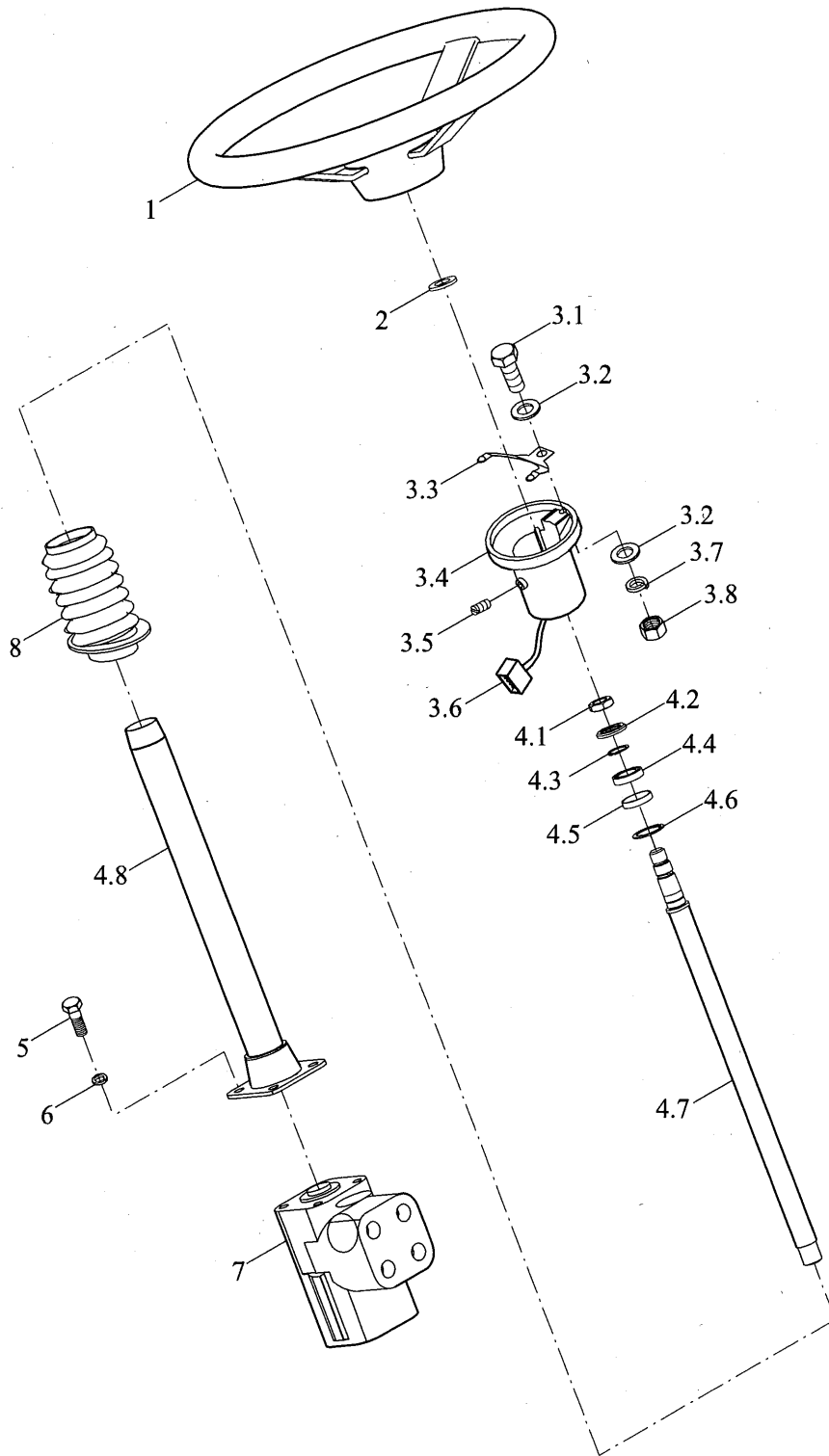
TD800.392B Right final drive assembly(006)



TD800.392B Right final drive assembly(006)

No.	Part code and specification	Part name	Quantity	Remark
	TD800.392B	Right final drive assembly	1	
1	GBT5783-M14X40-8.8-A3L	Hex bolt	6	
2	GBT93-14-A0P	Normal type single coil spring lock washer	6	
3	FT800.39C.131	End cap	1	
4	GBT9877.1-FB100X130X12D	Lip-shape seal ring	2	
5	GBT297-30214	Tapered roller bearing	1	
6	FT800.39C.103	Half shell	1	
7	TD800.391B-01	Drive shaft	1	
8	GBT297-30218	Tapered Roller Bearings	1	
9	FT800.39.011	Final drive planet carrier assembly	1	
10	FT800.39.105a	Planet carrier fixing bolt	1	
11	FT800.39.114	Right half shaft	1	
12	FT800.39.108	Final drive ring gear	1	
13	FT800.39.137	Rough adjustment pad	1	
14	FT800.39.130	Washer	8	
15	GBT6176-M20X1.5-10-A3L	Type 2 hexagon nut	8	
16	FT800.39.132	Fine adjustment pad	1	
17	FT800.39.133	Fine adjustment pad	1	
18	FT800.39.134	Fine adjustment pad	1	
19	FT800.39.135	Fine adjustment pad	1	
20	FT800.39.136	Fine adjustment pad	1	
21	FT800.39.112a	Stop gasket	1	
22	FT800.39.138	Rough adjustment pad	1	
23	FT800.39.101d	Drive wheel fixing bolt	8	
24	FT800.39.131	Rough adjustment pad	1	

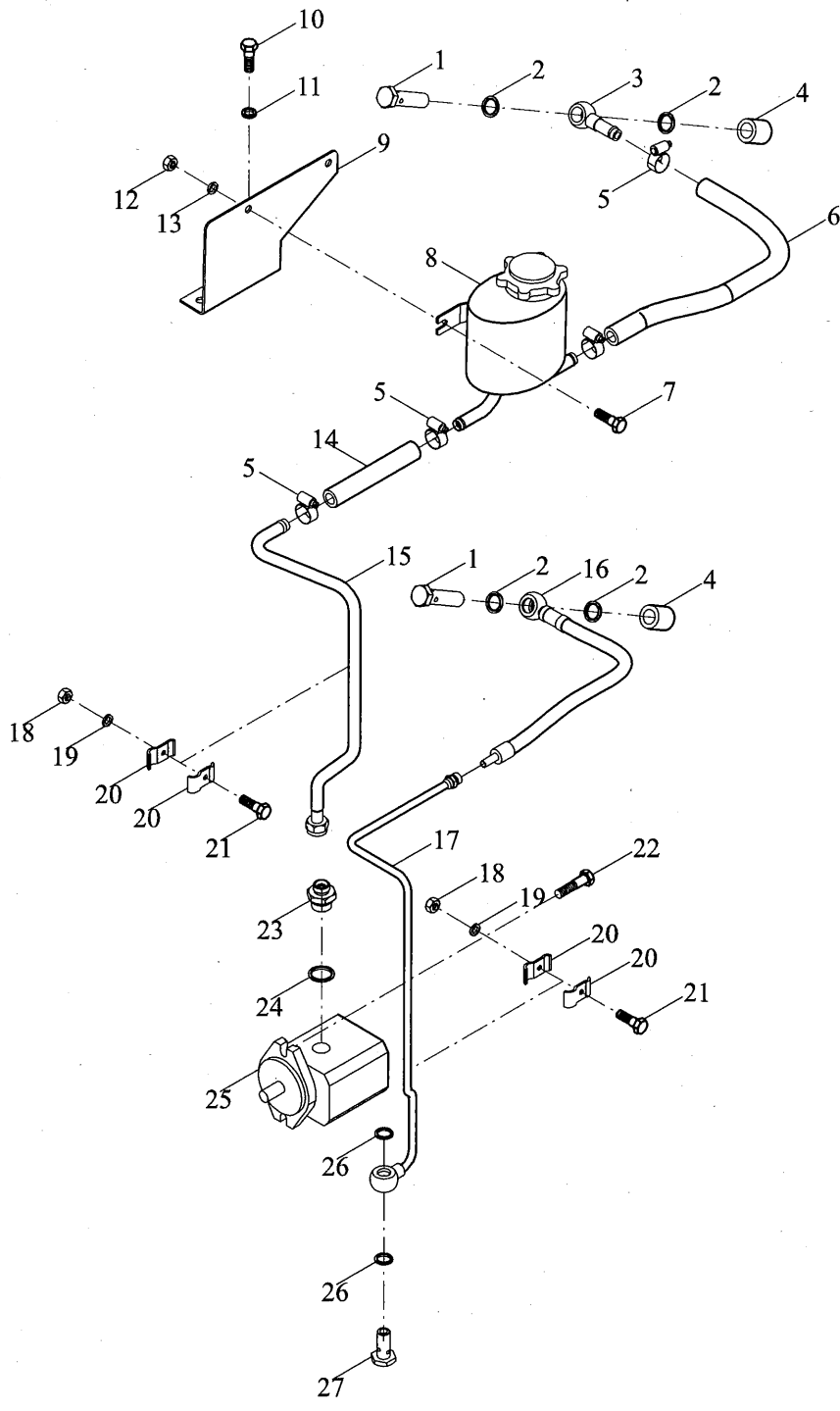
TC05401030000K Steering gear and steering wheel assembly(001)



TC05401030000K Steering gear and steering wheel assembly(001)

No.	Part code and specification	Part name	Quantity	Remark
	TC05401030000K	Steering gear and steering wheel assembly	1	
1	FT800A.40L.050	Steering wheel assembly	1	
2	GBT97.1-16-A0P	Flat Washer	1	
3	TC07401010001K	Horn brush assembly	1	
3.1	GBT67-M5X12-4.8-A2L	Slotted Pan Head Screw	1	
3.2	GBT848-5-A0P	Small washer	2	
3.3	FT650.40.170	Copper brush	1	
3.4	FT650.40.169	Horn brush holder	1	
3.5	GBT73-M5X8-14H-A2L	Slotted set screw with flat point	1	
3.6	TC07401010002K	Horn assembly	1	
3.7	GBT93-5	Normal type single coil spring lock washers	1	
3.8	GBT6170-M5-8-A2L	Hexagon Nut - Type 1	1	
4	FT800A.40L.029	Steering column assembly	1	
4.1	GBT6173-M16X1.5-05-A3L	Hexagon Thin Nut	1	
4.2	FT650.40.172	Bearing ring	1	
4.3	GBT894.1-20	Circlip for shaft	1	
4.4	GBT276-61804-2LS	Deep Groove Ball Bearing	1	
4.5	FT650.40.173	Bearing ring 2	1	
4.6	GBT893.1-32	Circlip for hole	1	
4.7	FT800A.40L.109	Steering rod	1	
4.8	FT800A.40L.030	The steering sleeve welding	1	
5	GBT5783-M10X25-8.8-A3L	Hexagon Head Bolt	4	
6	GBT93-10-A0P	Normal type single coil spring lock washers	4	
7	FT804.40L.032	Steering gear and valve block assembly	1	
8	TA700.40Q.1-01	Steering rod jacket	1	

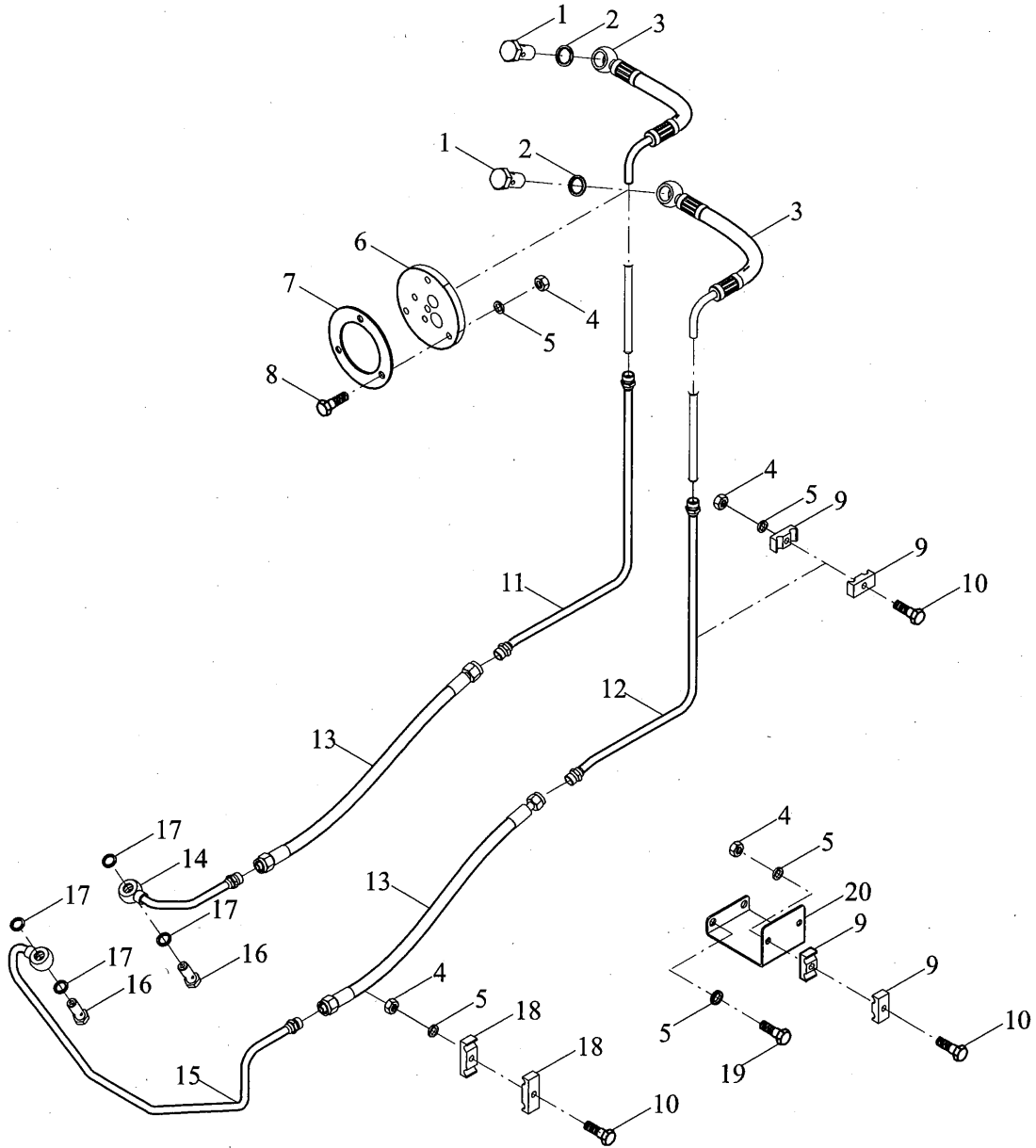
TD904.402G Hydraulic steering assembly-1



TD904.402G Hydraulic steering assembly-1

No.	Part code and specification	Part name	Quantity	Remark
	TD904.402G	Hydraulic steering assembly	1	
1	FT800.40L.110	Hollow bolt	2	
2	JB/T 982-20	Combined Seal Gasket	4	
3	FT800A.40L.111	Oil outlet pipe	1	
4	FT800.40L.109	Short nozzle	2	
5	Q67627	B-Type Worm Transmission Hose Clamp	4	
6	FT800A.40L.102	Suction hose	1	
7	GB/T 5783-M10×20-8.8-A3L	Hexagon Head Bolt	2	
8	FT800A.40L.020	Steering oil tank and breather assembly	1	
9	FT800A.40A.017	Steering oil tank bracket assembly	1	
10	GB/T 5781-M12×30-4.8-A3L	Hexagon Head Bolt	2	
11	GB/T 93-12-AOP	Normal type single coil spring lock washers	2	
12	GB/T 6170-M10-8-A3L	Type 1 hexagon nut	2	
13	GB/T 93-10-AOP	Normal type single coil spring lock washers	4	
14	FT800A.40L.101	Oil Inlet Hose	1	
15	TD900.402A.1a	Oil pump suction pipe assembly	1	
16	TD904.402A.3	High pressure hose assembly	1	
17	TD900.402A.2	Oil pump oil pipe assembly	1	
18	GB/T 6170-M6-8-A2L	Type 1 hexagon nut	2	
19	GB/T 93-6-AOP	Normal type single coil spring lock washers	2	
20	FT800.40L.108	Short tubing clamp	4	
21	GB/T 5783-M6×25-8.8-A2L	Hexagon Head Bolt	2	
22	GB/T 5783-M10×30-8.8-A3L	Hexagon Head Bolt	2	
23	TD900.402A-01	End through joint body M27-M22	1	
24	JB/T 982-27	Combined Seal Gasket	1	
25	FT800A.40A.028	Steering pump assembly	1	
26	JB/T 982-18	Combined Seal Gasket	2	
27	FT700.40G.109	Hollow bolt	1	

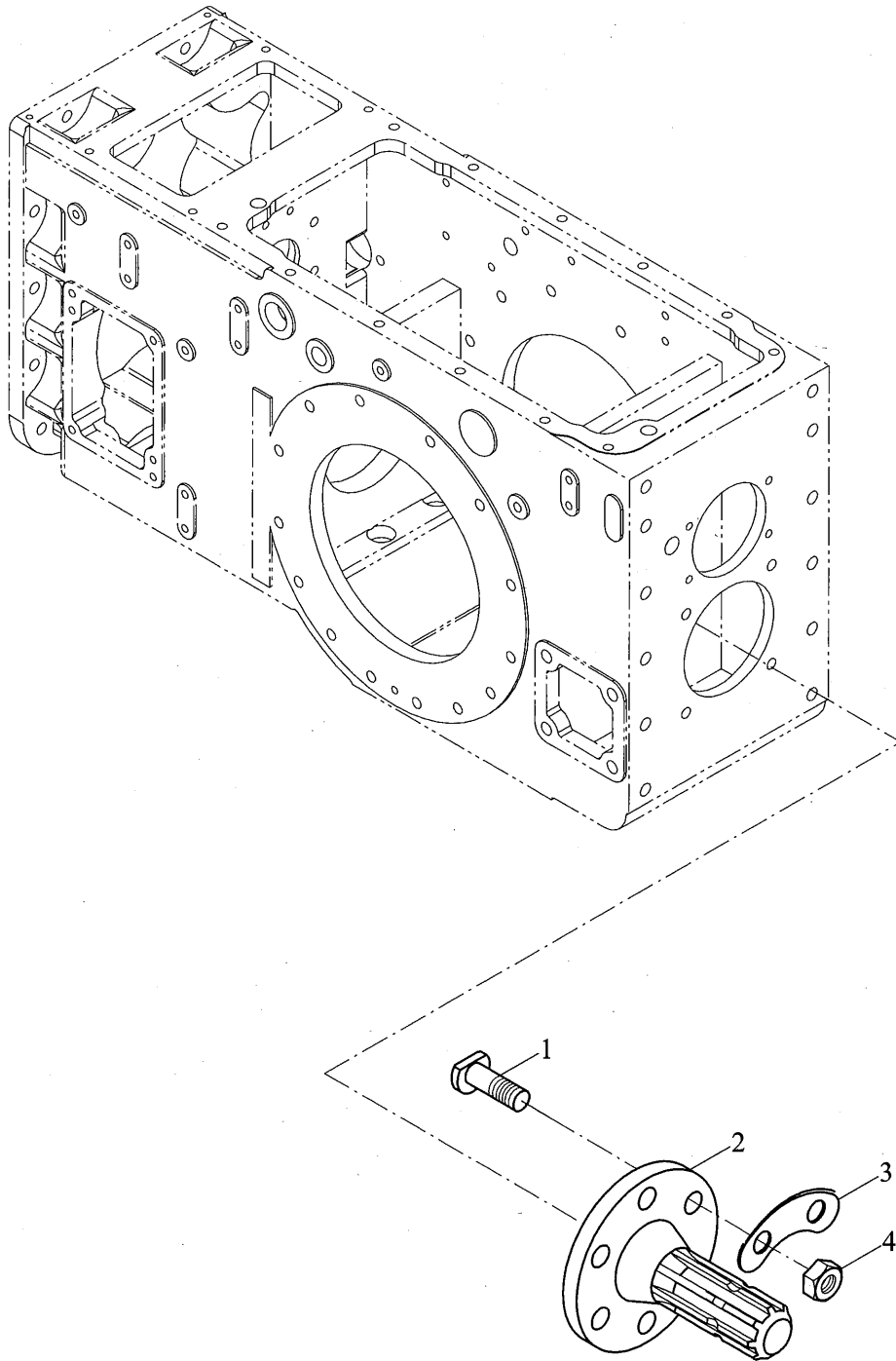
TD904.402G Hydraulic steering assembly-2



TD904.402G Hydraulic steering assembly-2

No.	Part code and specification	Part name	Quantity	Remark
	TD904.402G	Hydraulic steering assembly	1	
1	FT650.40.102	Hollow bolt M20X1.5	2	
2	JB/T 982-20	Combined Seal Gasket	6	
3	TD904.402D.1	Steering gear oil outlet hose assembly	2	
4	GB/T 6170-M8-8-A2L	Hexagon Nut - Type 1	7	
5	GB/T 93-8-AOP	Normal type single coil spring lock washers	9	
6	FT800A.40L.106	Dampling Mat	1	
7	FT800A.40L.107	Pad	1	
8	GB/T 5781-M8 × 30-4.8-A2L	Hexagon Head Bolt	3	
9	FT354.40C.121	Double pipe clamp	6	
10	GB/T 5781-M8 × 40-4.8-A2L	Hexagon Head Bolt	4	
11	TD904.402A.6	Oil left hard pipe assembly	1	
12	TD904.402A.5	Right hard pipe assembly	1	
13	TD904.402A.7	High pressure hose L10-430	2	
14	TD904.402A.9	Left cylinder tube welding	1	
15	TD904.402A.8	Right cylinder tube welding	1	
16	FT800.40.172	Hollow bolt	2	
17	JB/T 982-14	Combined Seal Gasket	4	
18	FT804A.40C.101	Double pipe clamp	2	
19	GB/T 5781-M8 × 16-4.8-A2L	Hexagon Head Bolt	2	
20	FT804A.40C.102	Fixing Plate	1	

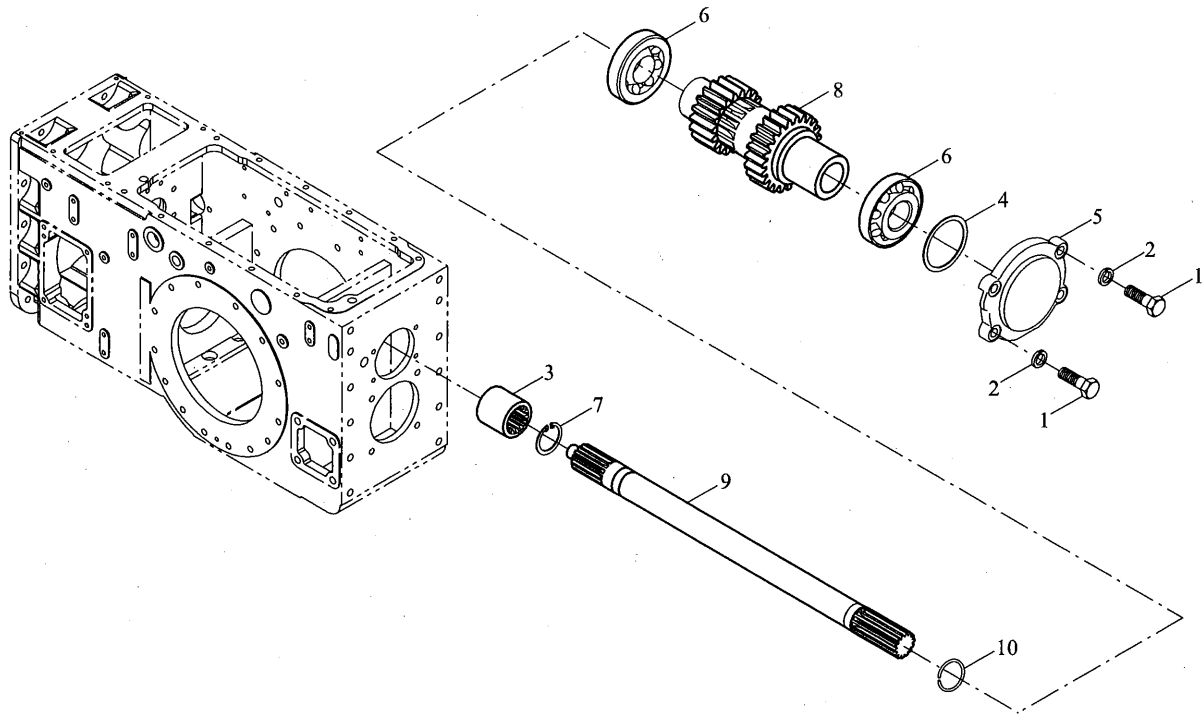
TD800.411C Power output shaft assembly(003)



TD800.411C Power output shaft assembly(003)

No.	Part code and specification	Part name	Quantity	Remark
	TD800.411C	Power output shaft assembly	1	
1	FT800A.41.143	Power output shaft connecting bolt	6	
2	FT800A.41C.107	Type 35 power output shaft	1	
3	FT800A.41.144	Lock sheet	3	
4	GBT6176-M14X1.5-8-A3L	2 type six angle nut	6	

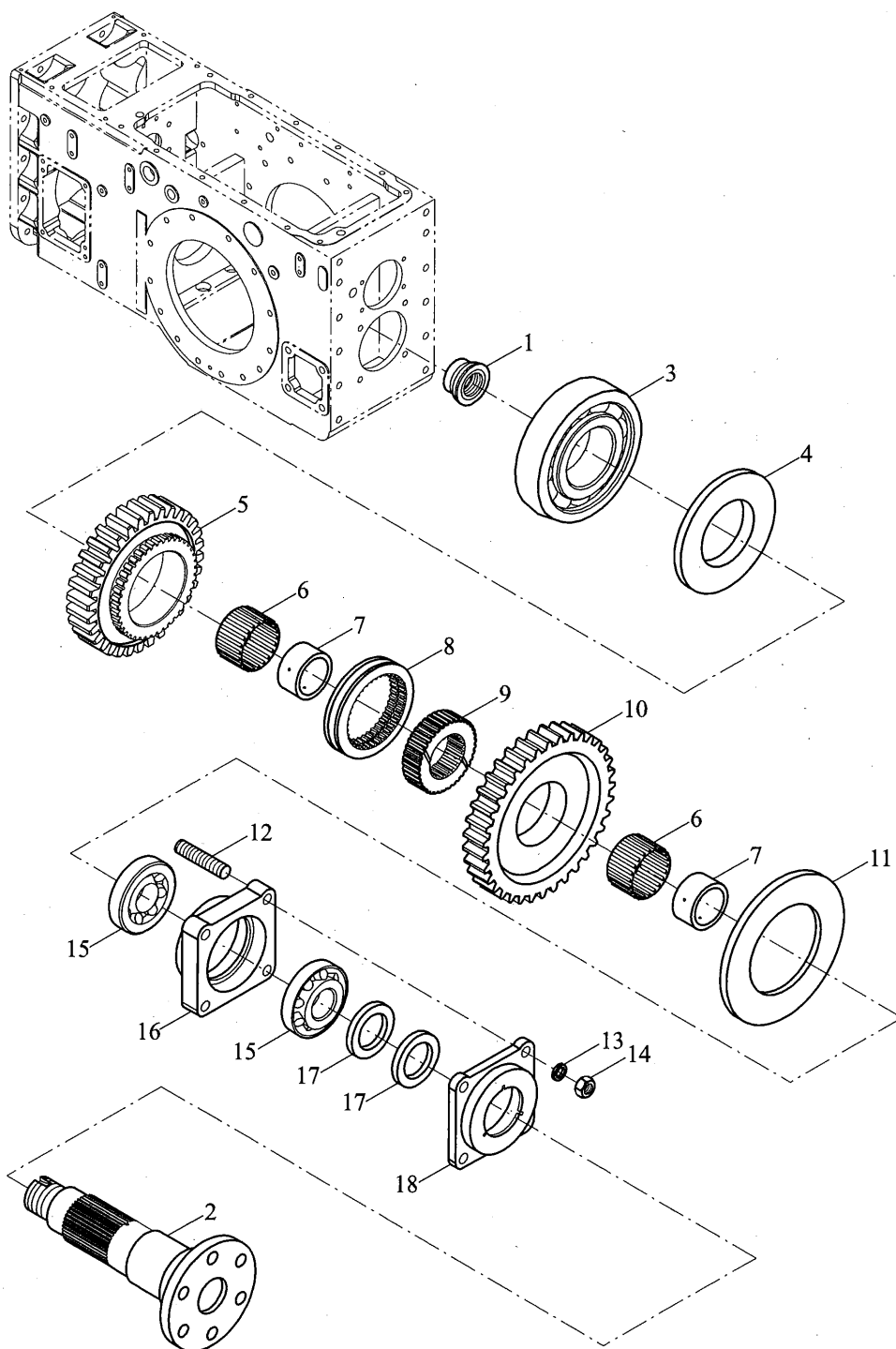
TD800.412R Power output gear assembly-1(002)



TD800.412R Power output gear assembly-1(002)

No.	Part code and specification	Part name	Quantity	Remark
	TD800.412R	Power output gear assembly	1	
1	GBT5783-M10X30-8.8-A3L	Head Bolt	4	
2	GBT93-10-A3L	Normal type single coil spring lock washers	4	
3	FT800.37.106	Power output shaft connecting sleeve	1	
4	TD800.412P-05	Clearance adjusting pad	1	
4	TD800.412P-03	Clearance adjusting pad	1	
4	TD800.412P-04	Clearance adjusting pad	1	
4	TD800.412P-06	Clearance adjusting pad	1	
5	TD800.412P-01	Power output double gear bearing seat	1	
6	GBT297-30309	Tapered roller bearing	2	
7	GBT893.1-28	Circlip for hole	1	
8	TD800.412R-01	Power output duplex gear	1	
9	FT800.41.105	Power take-off drive shaft	1	
10	GBT895.2-30	Steel wire ring for shaft	1	

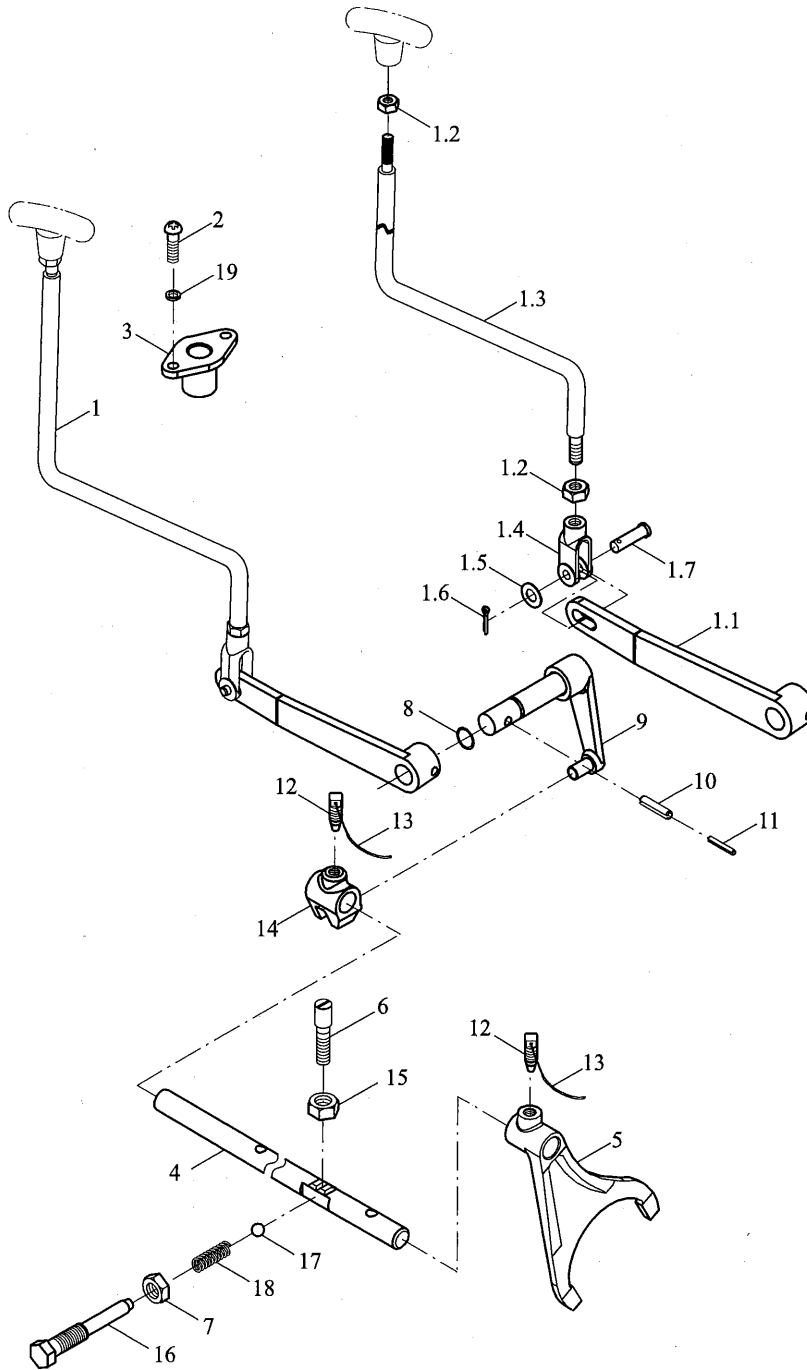
TD800.412R Power output gear assembly-2(002)



TD800.412R Power output gear assembly-2(002)

No.	Part code and specification	Part name	Quantity	Remark
	TD800.412R	Power output gear assembly	1	
1	FT800A.41.139	Power output shaft lock nut	1	
2	FT800A.41.108	Power take-off drive shaft	1	
3	GBT288-22210C	Spherical Roller Bearings	1	
4	FT800A.41.141	Power output shaft	1	
5	TD800.412M-02	Power output passive gear	1	
6	QLWZB120-K68X78X34	Needle shaft	2	
7	FT800A.41.113	Power output gear	2	
8	TC05412030004	Power output shift engagement sleeve	1	
9	FT800.37.119	Gear tooth base	1	
10	TD800.412K-02	Power output high grade passive gear	1	
11	FT800A.41.142	Power output shaft rear retainer ring	1	
12	GBT899-AM14-M14X1.5X65-8.8-A3L	Stud Bolt	4	
13	GBT93-14-A3L	Normal type single coil spring lock washers	4	
14	GBT6176-M14X1.5-8-A3L	2 type six angle nut	4	
15	GBT297-30212	Tapered Roller Bearings	2	
16	FT800A.41.124	Power output shaft rear bearing seat	1	
17	GBT9877.1-FB70X90X10D	Inner packing frame rotary shaft lip seal ring	2	
18	FT800A.41.125	Rear oil seal seat of power output transmission shaft	1	

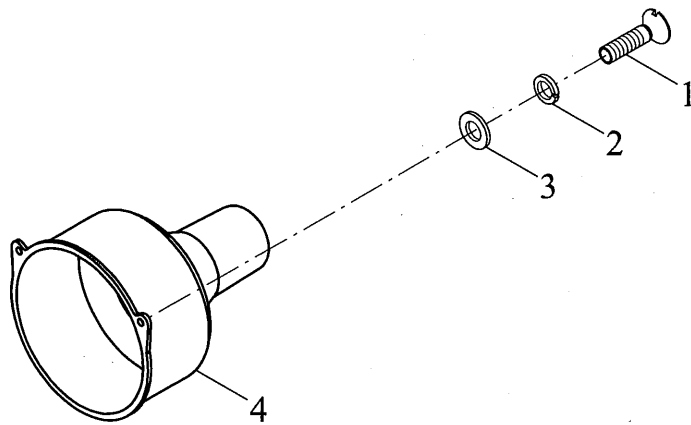
TD800.413 Power output control mechanism assembly



TD800.413 Power output control mechanism assembly

No.	Part code and specification	Part name	Quantity	Remark
	TD800.413	Power output control mechanism assembly	1	
1	FT800A.41.013	Power output lever assembly	1	
1.1	FT800A.41.146	Power output rocker arm	1	
1.2	GBT6170-M10-8-A3L	Type 1 hexagon nut	2	
1.3	FT800A.41.147	Power output lever	1	
1.4	FT804.42.150	Pull fork	1	
1.5	GBT97.1-8-A0P	Flat Washer	1	
1.6	GBT91-3.2X30-A0P	Split Pin	1	
1.7	GBT882-B8X26	Pin shaft	1	
2	GBT818-M6X16-4.8-A2L	Cross recessed pan head screw	2	
3	FT800A.41.173	Seal seat	1	
4	FT800.41.106a	Fork shaft	1	
5	FT800A.41.114	Power output high and low shift fork	1	
6	TD800.413-01	Stop screw	1	
7	GBT6172.1-M12-04-A3L	Hexagon Thin Nut	1	
8	GBT3452.1-17.0X1.80C	Hydraulic Pneumatic Rubber O-Ring Seal	2	
9	FT800.41.011	Power output control rod inner rocker arm assembly	1	
10	GBT879.1-8X35	Spring Cylindrical Pin	1	
11	GBT879.1-5X35	Spring Cylindrical Pin	1	
12	FT800.37.194	Set screw	2	
13	FT800A.41.241	Hot dip galvanized steel wire -1.4	2	
14	FT800.41.240	Dial the head	1	
15	GBT6172.1-M16-04-A3L	Hexagon Thin Nut	1	
16	GBT71-M12X35-14H-A3L	Slotted cone set screws	1	
17	GBT308-10-G100-b	Steel Ball	1	
18	FT800.37.139	Spring	1	
19	GBT93-6-A3L	Normal type single coil spring lock washers	2	

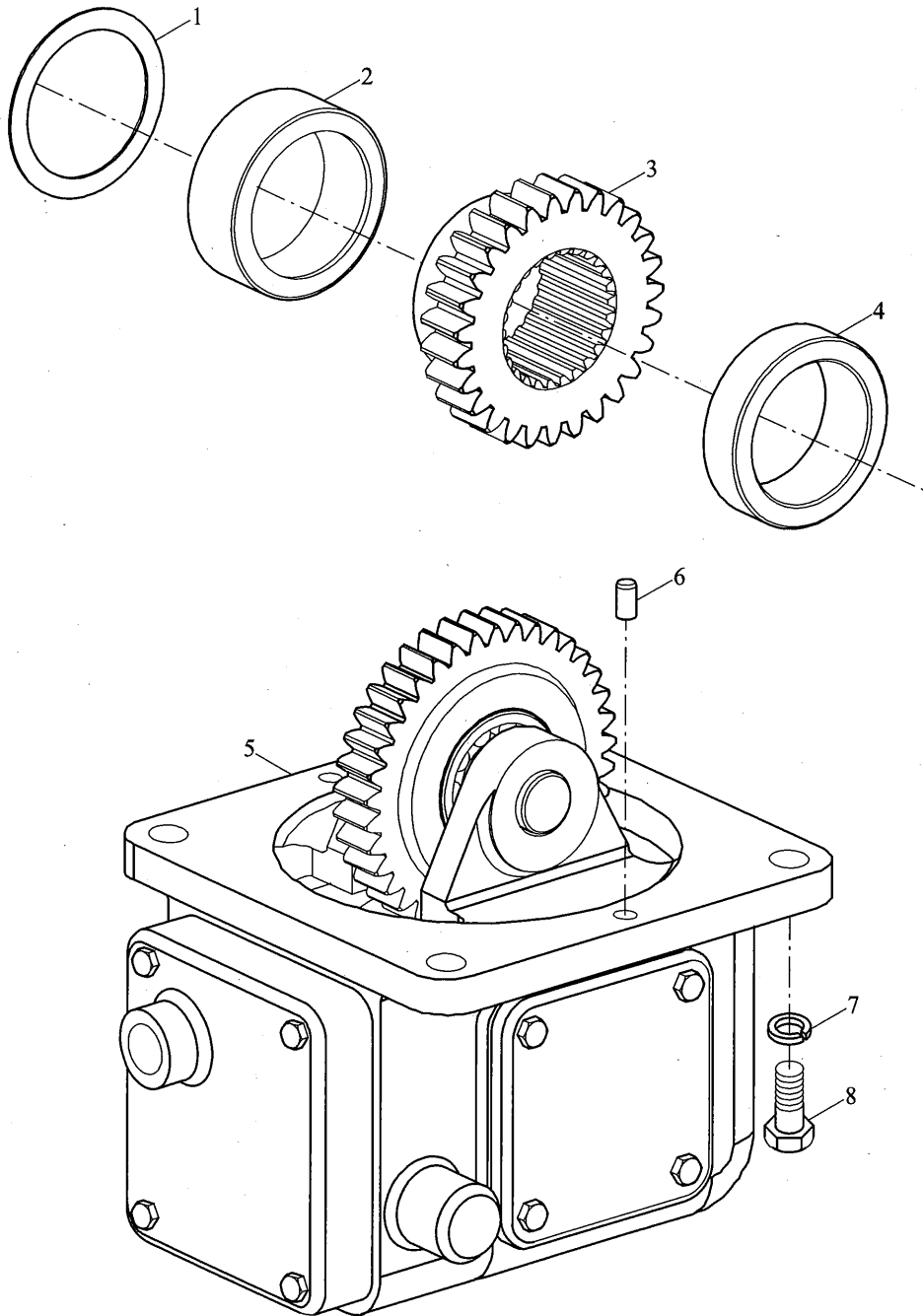
TC05414010000K Power output shield assembly(001)



TC05414010000K Power output shield assembly(001)

No.	Part code and specification	Part name	Quantity	Remark
	TC05414010000K	Power output shield assembly	1	
1	GBT65-M5X12-4.8-A2L	Slotted Pan Head Screw	2	
2	GBT93-5-A3L	Normal type single coil spring lock washers	2	
3	GBT97.1-5-A3L	Flat Washer	2	
4	TD800.411A-02	Power output shaft shield	1	

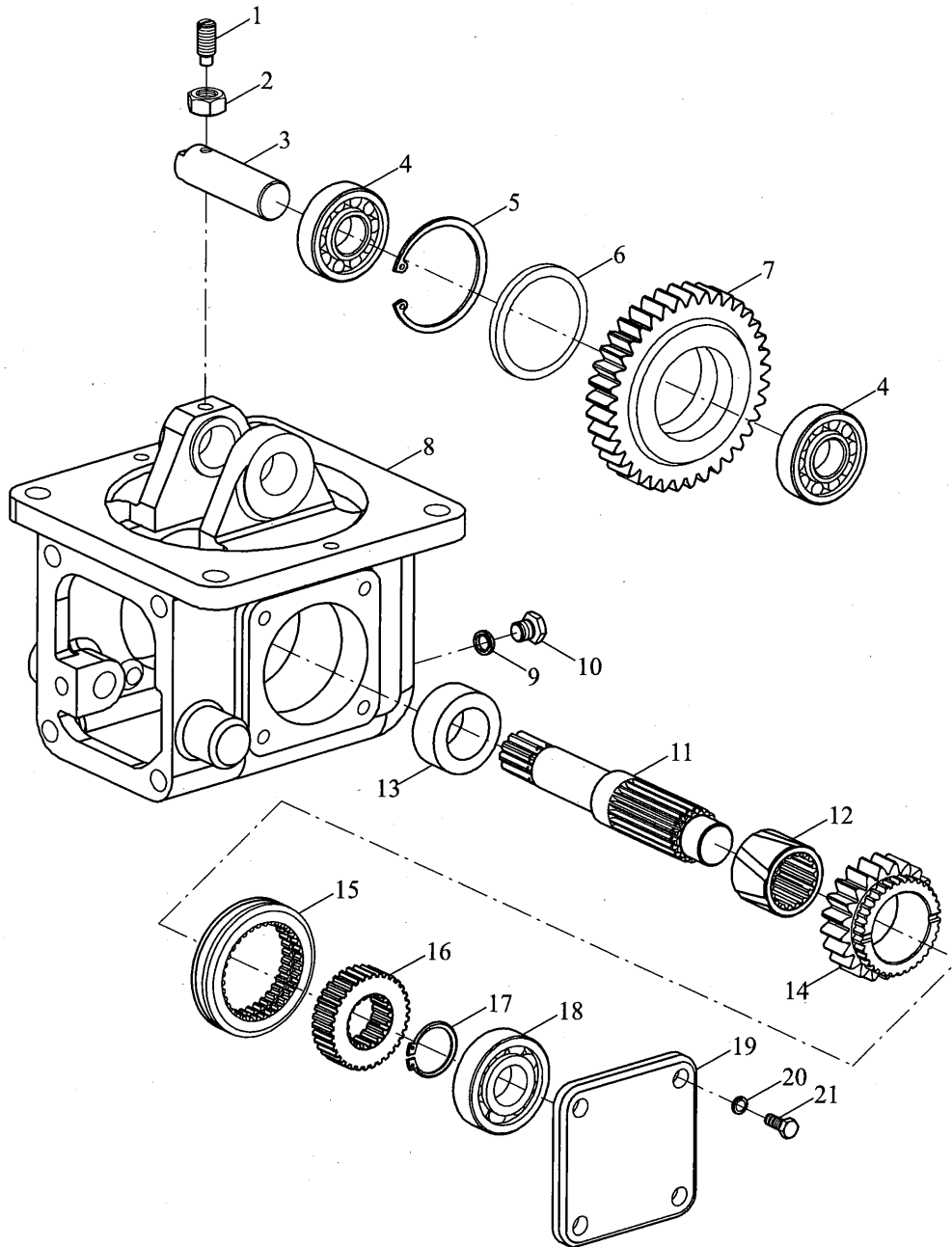
TD904.421A Transfer case assembly-1(004)



TD904.421A Transfer case assembly-1(004)

No.	Part code and specification	Part name	Quantity	Remark
	TD904.421A	Transfer case assembly	1	
1	FT804.42.109	Adjusting shim	1	
2	FT804.42.101	Spacer Bush	1	
3	FT804.42B.102a	Driving gear	1	
4	FT804.42.111	Spacer Bush	1	
5	TD904.421A.1	Transfer gear box assembly	1	
6	GBT119.1-8h8X16-A3L	Round pin	2	
7	GBT93-14-A3L	Normal type single coil spring lock washers	4	
8	GBT5783-M14X35-8.8-A3L	Hexagon Head Bolt	4	

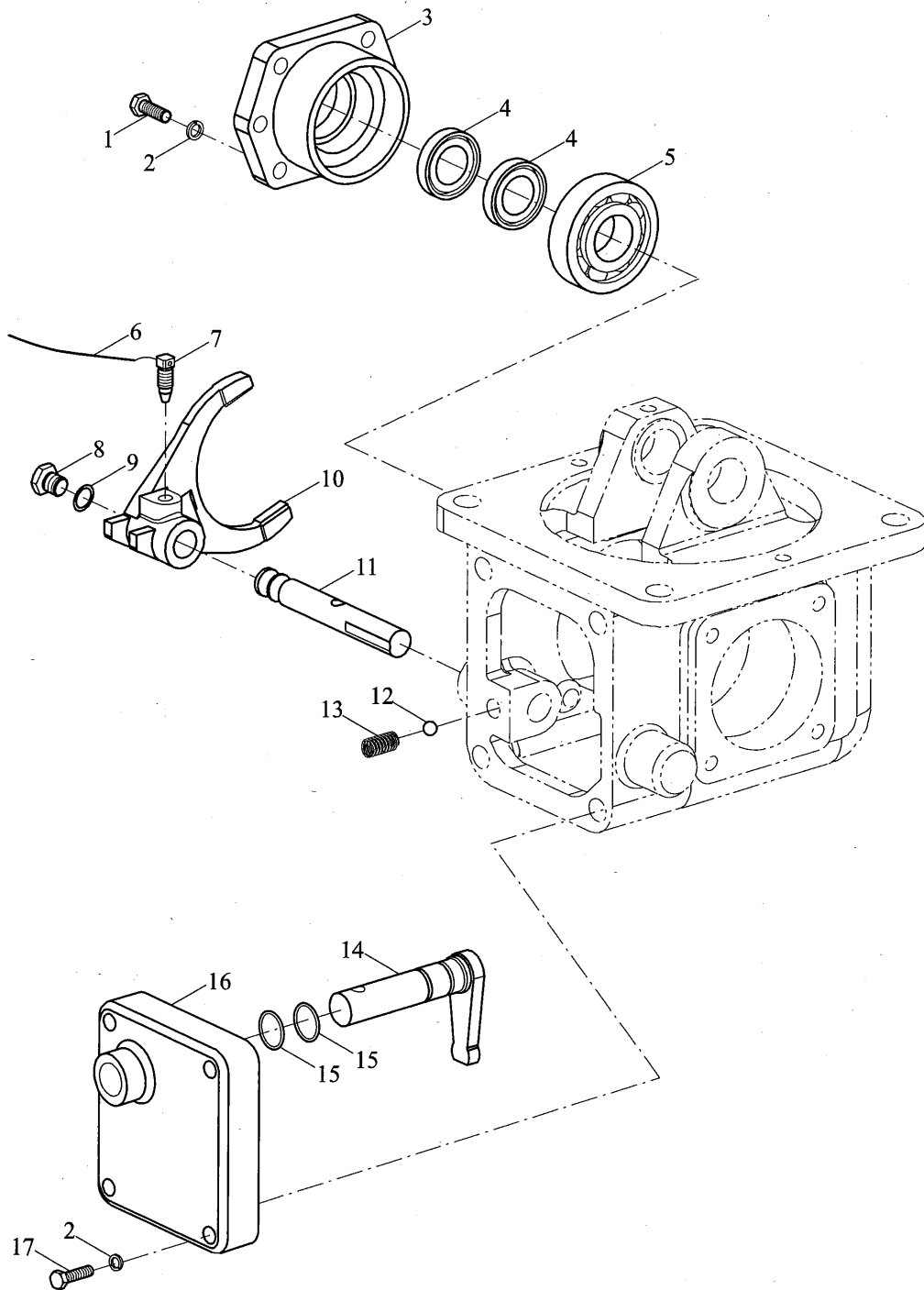
TD904.421A Transfer case assembly-2(004)



TD904.421A Transfer case assembly-2(004)

No.	Part code and specification	Part name	Quantity	Remark
	TD904.421A	Transfer case assembly	1	
	TD904.421A.1	Transfer gear box assembly	1	
1	GBT85-M10X25-33H	Square set screws with long	1	
2	GBT6172.1-M10-04-A3L	Hexagon Thin Nu	1	
3	FT804.42.104a	Intermediate gear shaft	1	
4	GBT283-NJ305E	Cylindrical roller bearing	2	
5	GBT893.1-62	Circlip for hole	1	
6	FT804.42B.161a	Washer	1	
7	FT804.42.103a	Idler gear	1	
8	FT804.42.105a	Split box	1	
9	JBT982-18	Combined Seal Gasket	2	
10	FT804.42.110	Plug	2	
11	FT804.42.118b	Transfer case gear shaft	1	
12	FT804.42.117c	Gear bushing	1	
13	FT804.42.119a	Spacer Bush	1	
14	FT804.42.116a	Passive gear	1	
15	FT804.42.114	Meshing sleeve	1	
16	FT804.42.115	Meshing tooth base	1	
17	GBT894.1-38	Circlip for shaft	1	
18	GBT276-6306	Deep Groove Ball Bearing	1	
19	FT804.42.112	Back cover	1	
20	GBT93-10-A3L	Normal type single coil spring lock washers	12	
21	GBT5783-M10X25-8.8-A3L	Head Bolt	4	

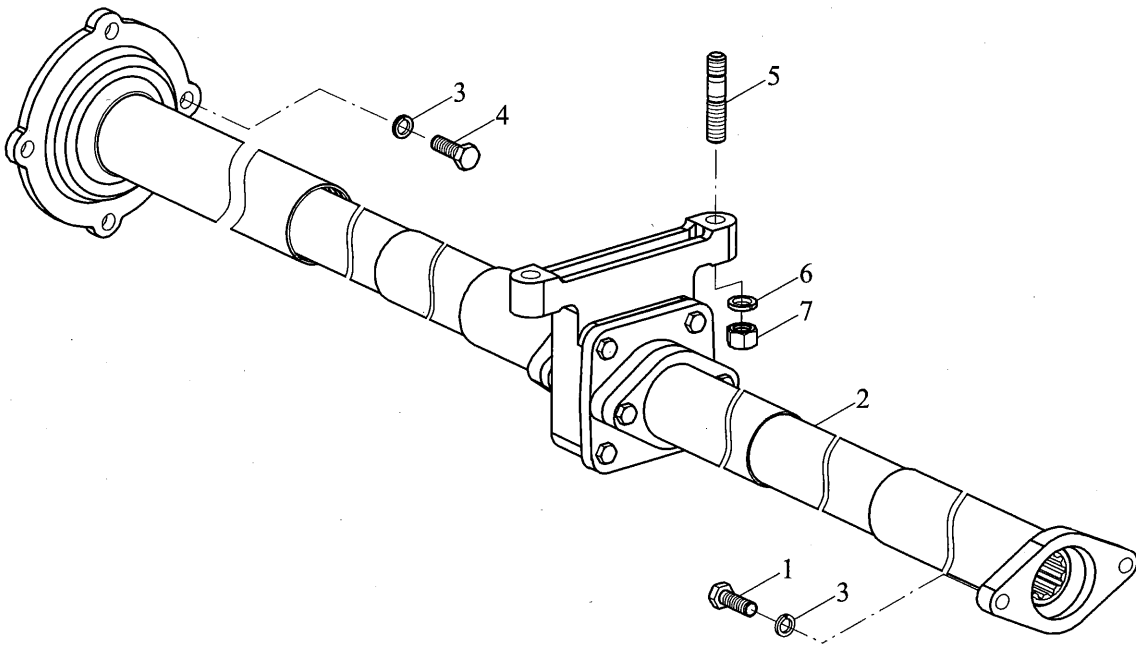
TD904.421A Transfer case assembly-3(004)



TD904.421A Transfer case assembly-3(004)

No.	Part code and specification	Part name	Quantity	Remark
	TD904.421A	Transfer case assembly	1	
	TD904.421A.1	Transfer gear box assembly	1	
1	GBT5783-M10X30-8.8-A3L	Head Bolt	4	
2	GBT93-10-A3L	Normal type single coil spring lock washers	12	
3	FT804.42.120	Front Cover	1	
4	GBT9877.1-FB30X52X7D	Inclusive Rotating Shaft Lip-Shaped Seal Ring	2	
5	GBT283-NJ306	Cylindrical roller bearing	1	
6	TD904.421.2-04	Locking wire	1	
7	FT800.37.194	Set screw	1	
8	FT804.42.110	Plug	2	
9	JBT982-18	Combined Seal Gasket	2	
10	FT804.42.107	Separating fork	1	
11	FT804.42.108	Shifting fork shaft	1	
12	GBT308-10-G100-b	Steel Ball	1	
13	FT800.37.139	Spring	1	
14	FT804.42.010	Rotary Shaft Weldment	1	
15	GBT3452.1-17.0X1.80G	O-Ring	2	
16	FT804.42.106	Side cover	1	
17	GBT5783-M10X45-8.8-A3L	Hexagon Head Bolt	4	

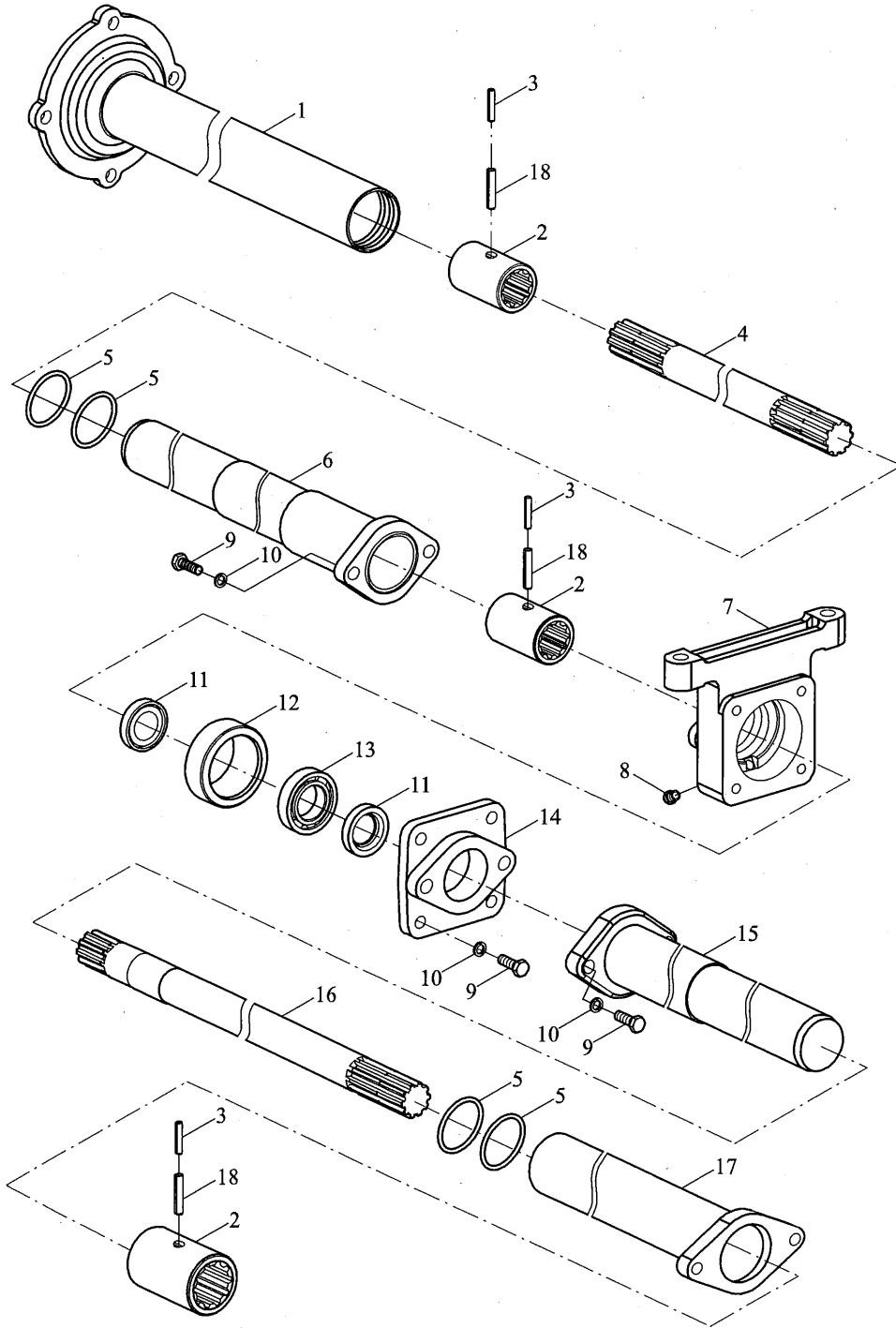
TD904.422A Transfer gear shaft and shield assembly-1



TD904.422A Transfer gear shaft and shield assembly-1

No.	Part code and specification	Part name	Quantity	Remark
	TD904.422A	Transfer gear shaft and shield assembly	1	
1	GB/T 5783-M10 × 30-A3L	Bolt	2	
2	TD904.422A.1	Transfer gear shaft and shield assembly	1	
3	GB/T 93-10-A0P	Washer	6	
4	GB/T 5783-M10 × 25-A3L	Bolt	4	
5	GB/T 899-AM16-M16 × 1.5 × 50-A3L	Stud	2	
6	GB/T 93-16-A0P	Washer	2	
7	GB/T 6176-M16 × 1.5	Nut	2	

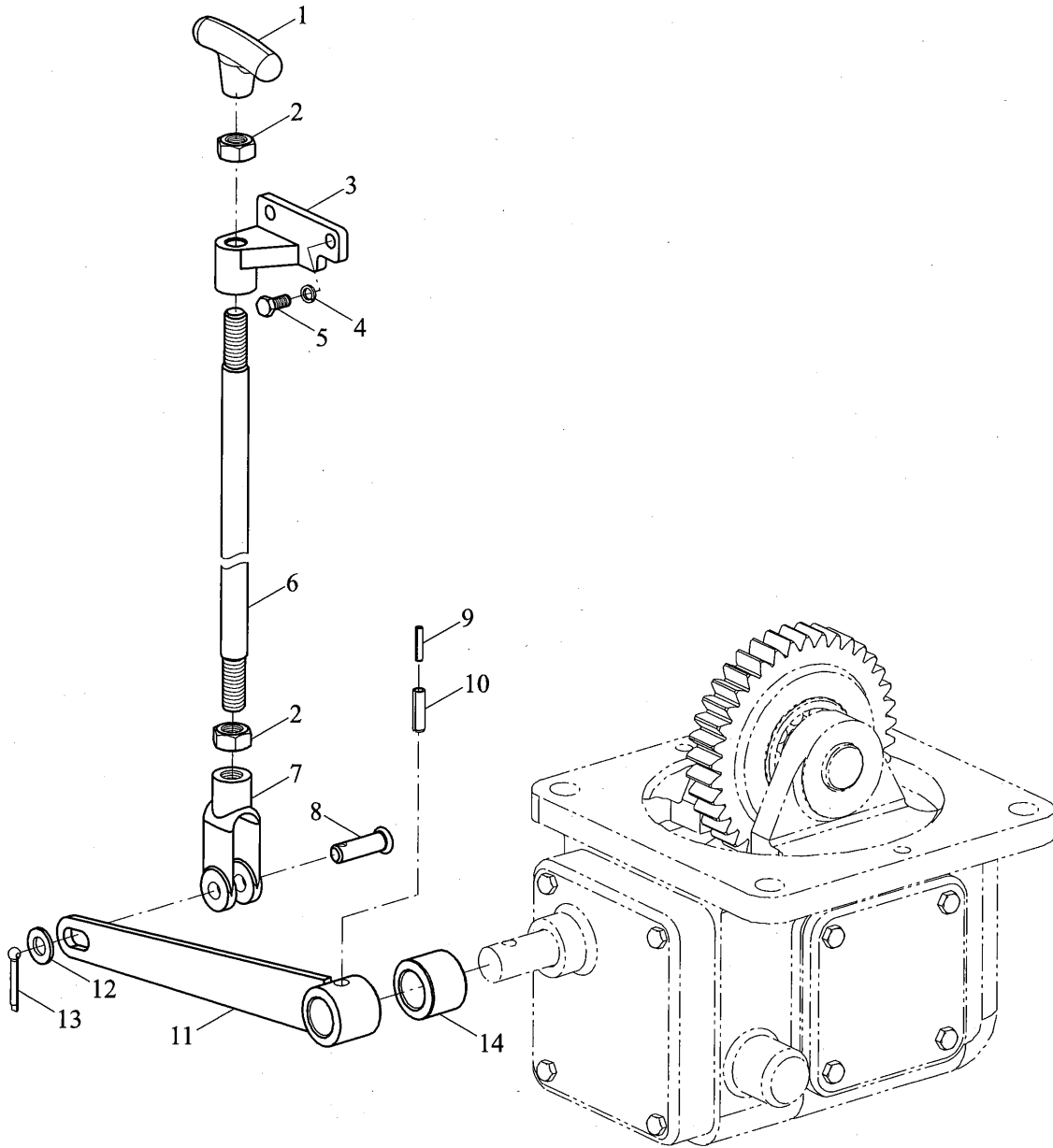
TD904.422A Transfer gear shaft and shield assembly-2



TD904.422A Transfer gear shaft and shield assembly-2

No.	Part code and specification	Part name	Quantity	Remark
	TD904.422A	Transfer gear shaft and shield assembly	1	
	TD904.422A.1	Transfer gear shaft and shield assembly	1	
1	FT804A.42.016	Outer sheath bonding II	1	
2	FT804.42.123b	Spline sleeve	3	
3	GB/T879.1-3.5 × 40	Pin	3	
4	FT804A.42.130b	Front drive shaft	1	
5	GB 3452.1-45.0 × 3.55G	O shaped ring	4	
6	FT804.42.015	The inner sheath bonding II	1	
7	FT804A.42.129	Bearing seat	1	
8	JB/T 7940.1-M10 × 1	Oil cup	1	
9	GB/T 5783-M10 × 30-A3L	Bolt	8	
10	GB/T 93-10-A0P	Washer	8	
11	GB/T 9877.1-FB30 × 52 × 7D	Oil Sealing	2	
12	FT804.42.128	Rubber ring	1	
13	GB/T 276-6006	Bearing	1	
14	FT804.42.127	Bearing seat cover	1	
15	FT804.42.014	The outer sheath bonding (1)	1	
16	FT804.42.125b	Intermediate drive shaft	1	
17	FT804.42.011	The outer sheath bonding (1)	1	
18	GB/T879.1-6 × 40	Pin	3	

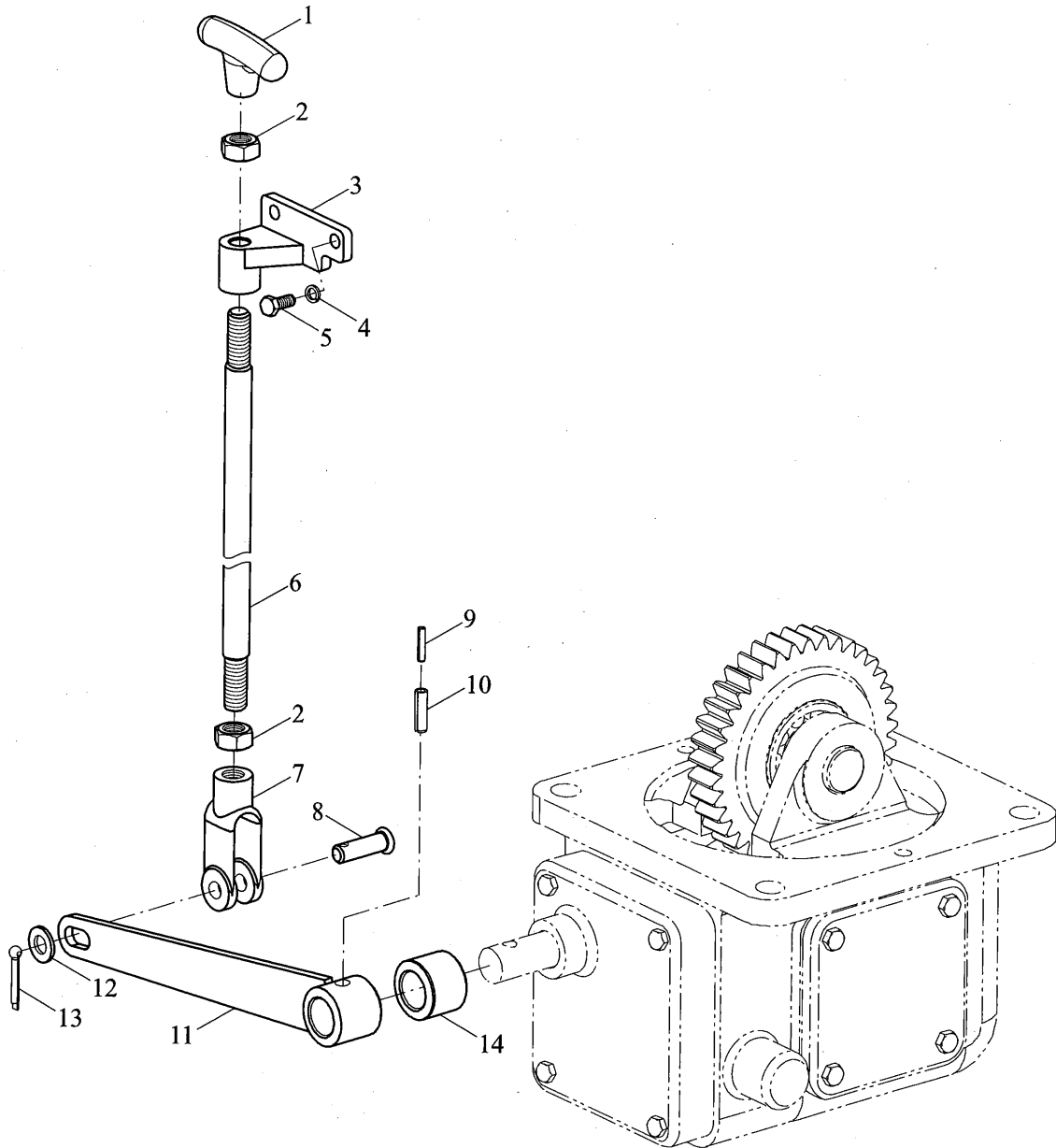
TD904.423 Transfer box control assembly(007)



TD904.422A Transfer gear shaft and shield assembly-2

No.	Part code and specification	Part name	Quantity	Remark
	TD904.422A	Transfer gear shaft and shield assembly	1	
	TD904.422A.1	Transfer gear shaft and shield assembly	1	
1	FT804A.42.016	Outer sheath bonding II	1	
2	FT804.42.123b	Spline sleeve	3	
3	GB/T879.1-3.5 × 40	Pin	3	
4	FT804A.42.130b	Front drive shaft	1	
5	GB 3452.1-45.0 × 3.55G	O shaped ring	4	
6	FT804.42.015	The inner sheath bonding II	1	
7	FT804A.42.129	Bearing seat	1	
8	JB/T 7940.1-M10 × 1	Oil cup	1	
9	GB/T 5783-M10 × 30-A3L	Bolt	8	
10	GB/T 93-10-A0P	Washer	8	
11	GB/T 9877.1-FB30 × 52 × 7D	Oil Sealing	2	
12	FT804.42.128	Rubber ring	1	
13	GB/T 276-6006	Bearing	1	
14	FT804.42.127	Bearing seat cover	1	
15	FT804.42.014	The outer sheath bonding (1)	1	
16	FT804.42.125b	Intermediate drive shaft	1	
17	FT804.42.011	The outer sheath bonding (1)	1	
18	GB/T879.1-6 × 40	Pin	3	

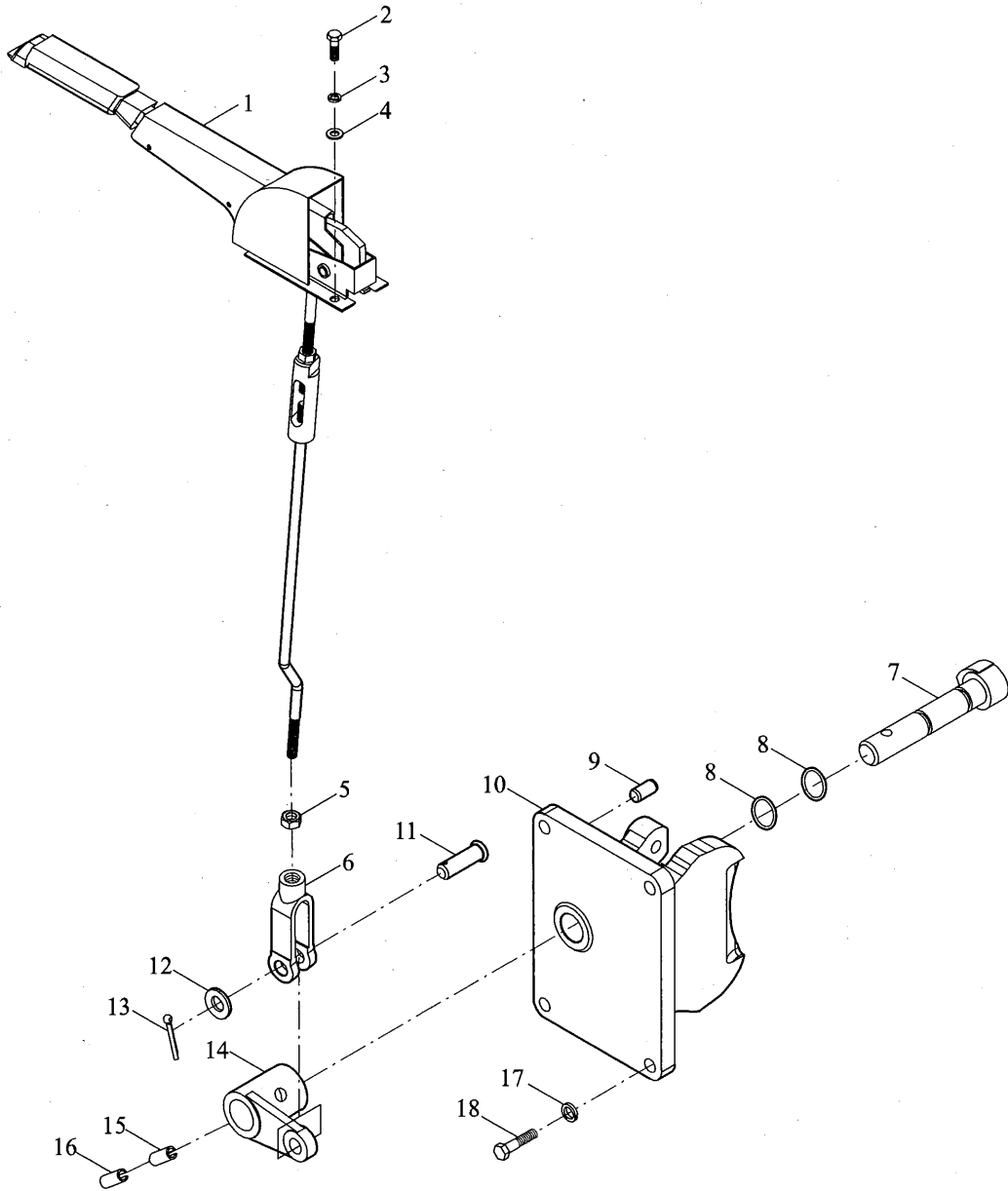
TD904.423 Transfer box control assembly(007)



TD904.423 Transfer box control assembly(007)

No.	Part code and specification	Part name	Quantity	Remark
	TD904.423	Transfer box control assembly	1	
1	TD904.423-01	Four-wheel drive	1	
2	GBT6170-M10-8-A3L	Hexagon Nut - Type 1	2	
3	FT804A.42.121	Guide tube	1	
4	GBT93-10-A0P	Normal type single coil spring lock washers	2	
5	GBT5783-M10X25-8.8-A3L	Hexagon Head Bolt	2	
6	FT804A.42.122	Control lever	1	
7	FT804.42.150	Pull fork	1	
8	GBT882-B8X26	Axis Pin	1	
9	GBT879.2-5X32	Elastic cylindrical pin	1	
10	GBT879.1-8X32	Elastic cylindrical pin	1	
11	FT804A.42.012	Rocker Weldment	1	
12	GBT97.1-8-A0P	Flat Washer	1	
13	GBT91-3.2X30-A0P	Split Pin	1	
14	FT804.42B.160	Spacer Bush	1	

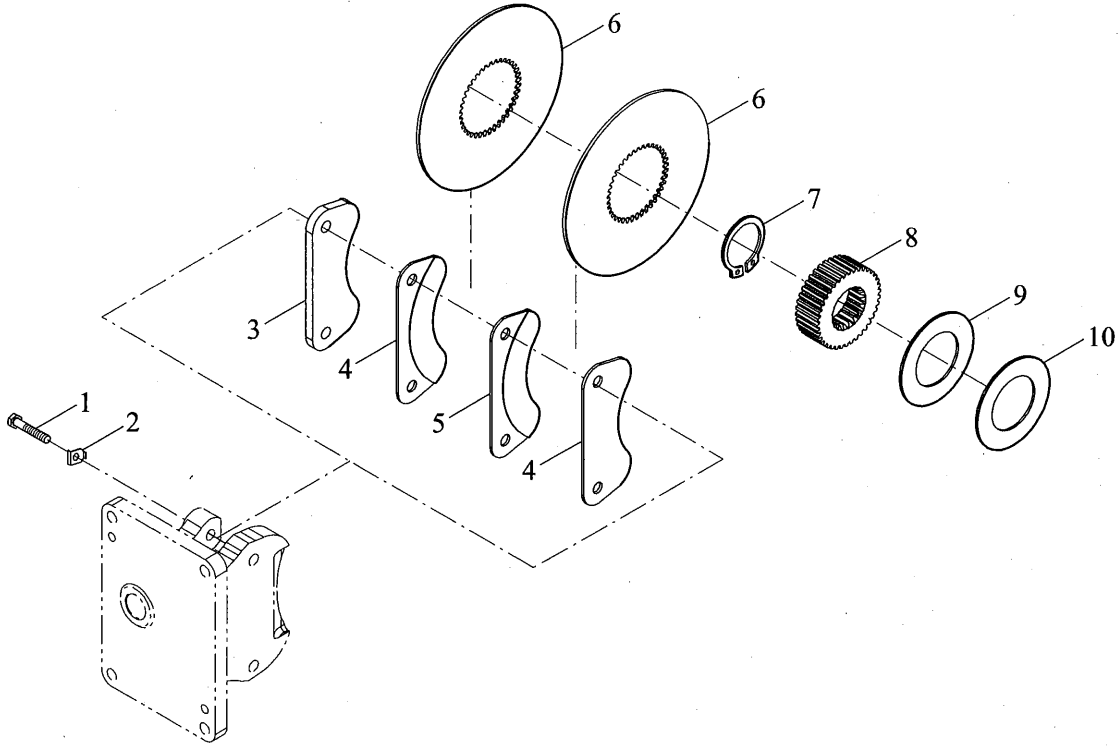
FT800A.43C.001 Brake assembly-1



FT800A.43C.001 Brake assembly-1

No.	Part code and specification	Part name	Quantity	Remark
	FT800A.43C.001	Brake assembly	1	
	FT800A.43.014	Hand brake assembly	1	
1	FT800A.43.051	Hand brake handle handle assembly	1	
2	GBT5783-M8X25-8.8-A2L	Hex bolt	4	
3	GBT93-8-A3L	Normal type single coil spring lock washer	4	
4	GBT97.1-8-A3L	Plain washer	4	
5	GBT6171-M10X1-8-A2L	Type 1 hexagon nut	1	
6	FT800.21.240	Drawer fork	1	
7	FT800.43.169	Brake camshaft	1	
8	GBT3452.1-15X2.65G	O-ring (void)	2	
9	GBT119.1-8h8X16-A3L	Round pin	2	
10	FT800.43.132	Cover seat	1	
11	GBT882-B10X30	Pin	1	
12	GBT97.1-10-A3L	Plain washer	4	
13	GBT91-3.2X20-A3L	Cotter pin	2	
14	FT800A.43.321	Handle	1	
15	GBT879.1-8X30	Elastic cylindrical pin	1	
16	GBT879.1-5X30	Elastic cylindrical pin	1	
17	GBT93-10-A3L	Normal type single coil spring lock washer	4	
18	GBT5783-M10X30-8.8-A3L	Hex bolt	4	

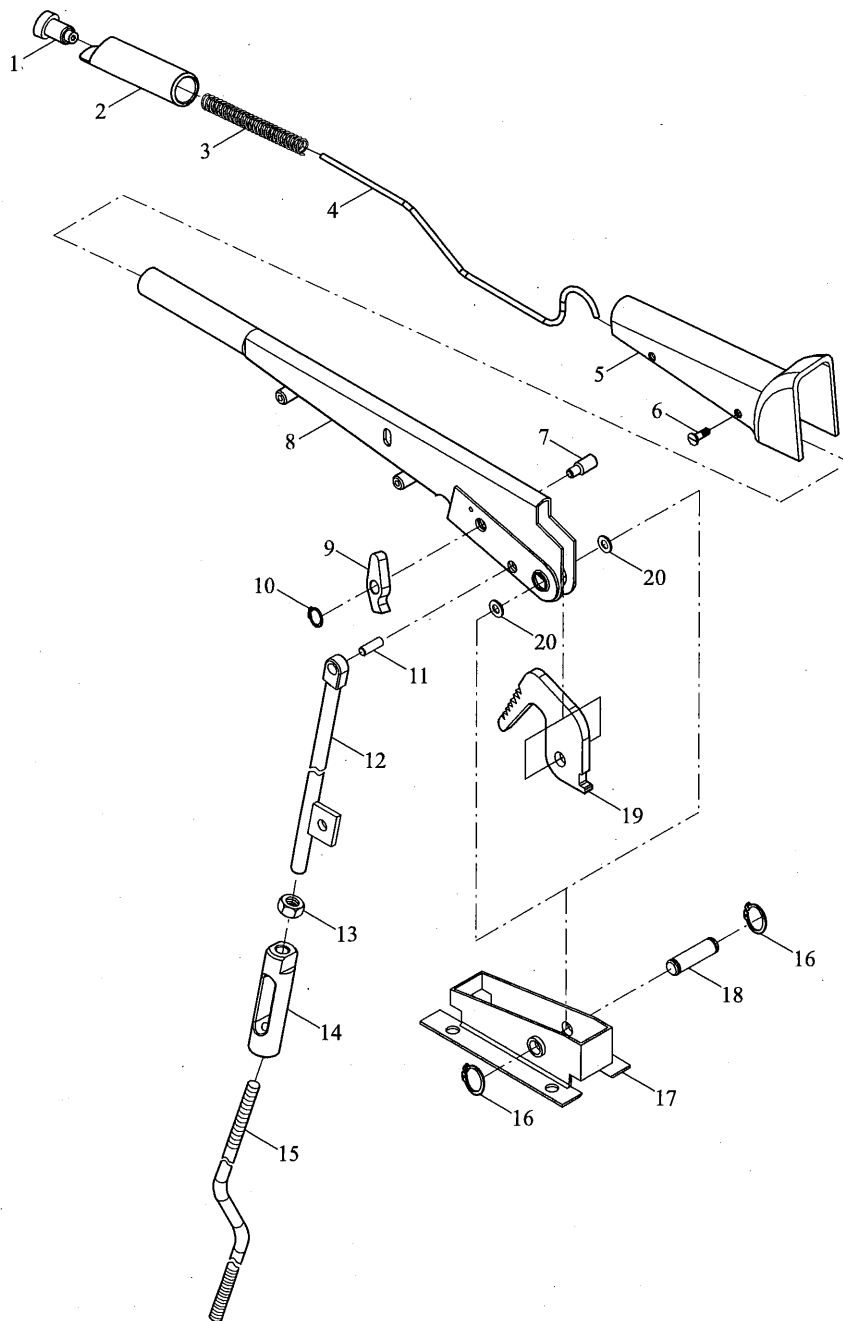
FT800A.43C.001 Brake assembly-2



FT800A.43C.001 Brake assembly-2

No.	Part code and specification	Part name	Quantity	Remark
	FT800A.43C.001	Brake assembly	1	
	FT800A.43.014	Hand brake assembly	1	
1	FT800.43.194	Bolt	2	
2	GBT854-10	Stop washer	2	
3	FT800.43.131	Pressure plate	1	
4	FT800.43.023	Friction pieces	2	
5	FT800.43.024	Intermediate friction plate pieces	1	
6	FT800.43.141	Steel sheet	2	
7	GBT894.1-48	Shaft with elastic ring	1	
8	FT800.43.136	Spline sleeves	1	
9	FT800.43.142	Adjusting washer	1	
10	FT800.43.145	Adjusting washer	1	

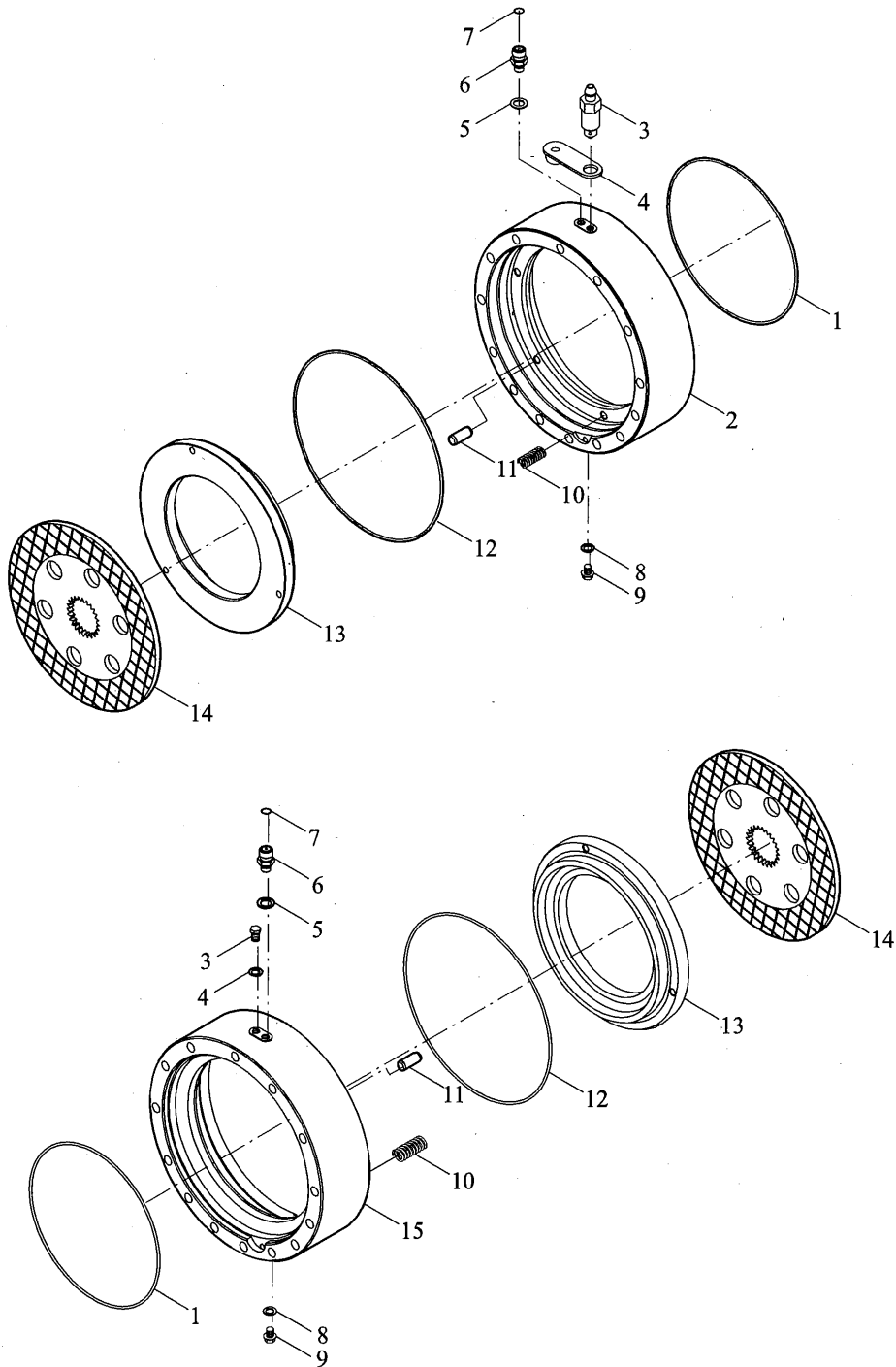
FT800A.43C.001 Brake assembly-3



FT800A.43C.001 Brake assembly-3

No.	Part code and specification	Part name	Quantity	Remark
	FT800A.43C.001	Brake assembly	1	
	FT800A.43.014	Hand brake assembly	1	
	FT800A.43.051	Hand brake handle handle assembly	1	
1	FT800A.21.045	Button assembly	1	
2	FT800A.21.319	Manipulate the glove	1	
3	FT800.43.180	Spring	1	
4	FT800A.21.315	Mandrel	1	
5	FT800A.21.320	Shield	1	
6	GBT68-M4X10-4.8-A2L	Type 1 hexagon nut	4	
7	FT800A.21.322	Small pin	1	
8	FT800A.21.044	Handle handle assembly	1	
9	FT800A.21.314	Pawl	1	
10	GBT894.1-6	Circlip for shaft	1	
11	FT800A.21.323	Pin	1	
12	FT800A.43.070	Hand brake short rod welding	1	
13	GBT6171-M10X1-8-A2L	Type 1 hexagon nut	1	
14	TG1204.435-01	Adjust the sleeve	1	
15	FT800A.43.403	Hand brake long lever	1	
16	GBT894.1-14	Circlip for shaft	2	
17	FT800A.43.058	Hand brake operating handle holder	1	
18	FT800A.21.321	Pin	1	
19	FT800A.43.310	Ratchet	1	
20	TS06212010009	Washer	2	

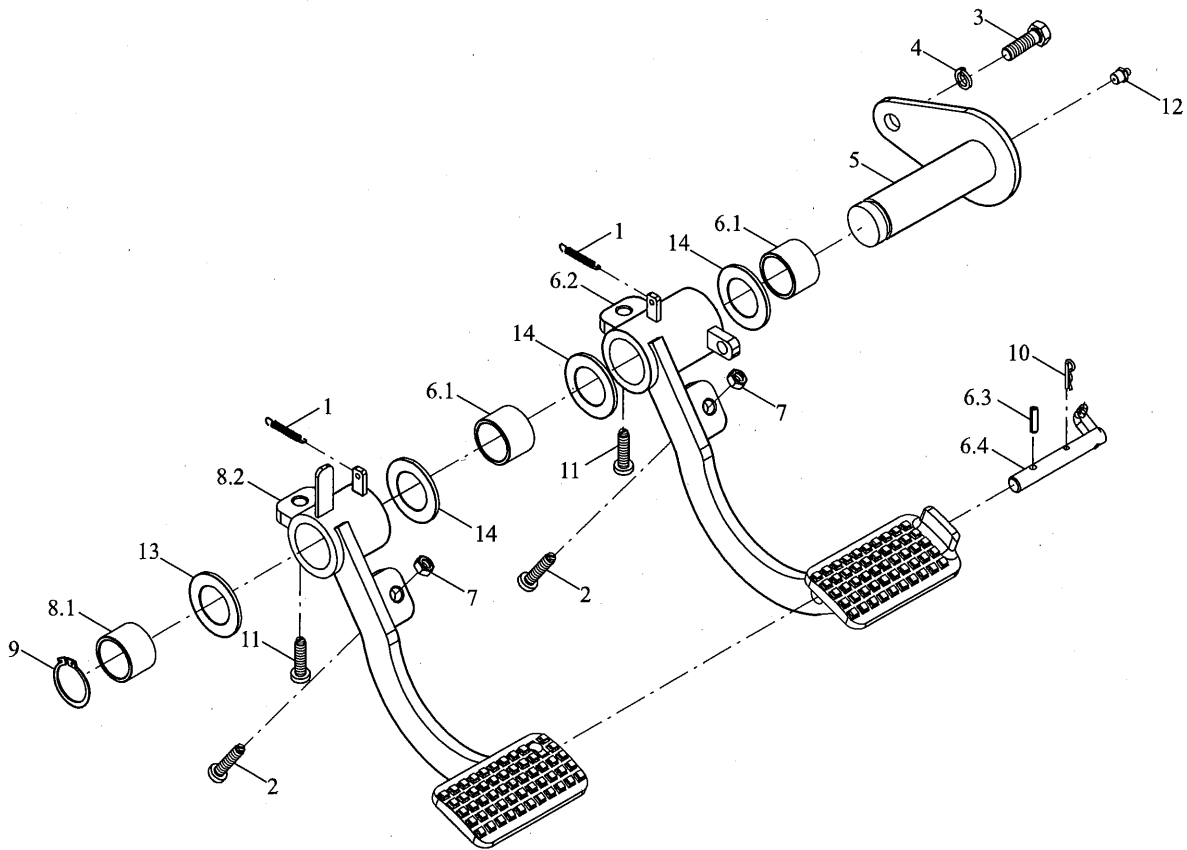
FT800A.43C.001 Brake assembly-4



FT800A.43C.001 Brake assembly-4

No.	Part code and specification	Part name	Quantity	Remark
	FT800A.43C.001	Brake assembly	1	
	FT800.43.015	Brake assembly	1	
1	FT800.43.149	Sealing ring (I)	2	
2	FT800.43.153b	Right brake cylinder	1	
3	TD950.43.5-04	Deflated screw	2	
4	TD950.43.5-05	Dust cover	2	
5	JBT982-16	Combined sealing washer	2	
6	FT800.43.130	Connector body	2	
7	GBT3452.1-10.0X1.80G	O-ring	2	
8	JBT982-10	Combined sealing washer	2	
9	TG1204.431-08	Hexagon head plug M10X1	2	
10	FT800.43.173	Spring	12	
11	GBT119.1-10m6X22-A0P	Round pin	6	
12	FT800.43.150	Sealing ring (II)	2	
13	FT800.43.151	Brake piston	2	
14	FT800.43.027	Friction plate assembly	2	
15	FT800.43.147b	Left brake cylinder	1	

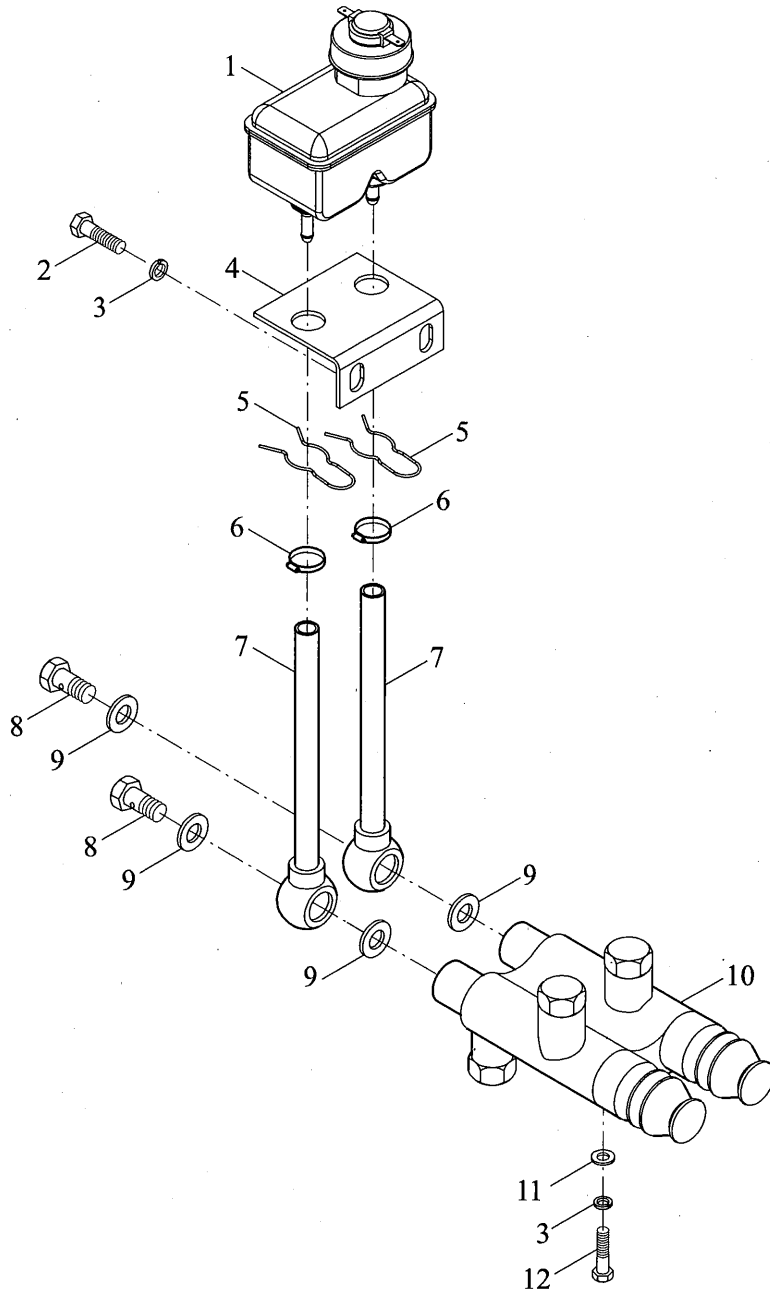
FT800A.43C.001 Brake assembly-5



FT800A.43C.001 Brake assembly-5

No.	Part code and specification	Part name	Quantity	Remark
	FT800A.43C.001	Brake assembly	1	
1	TD800.43-01	Pedal return spring	2	
2	FT800.43.103	Adjust the screws	2	
3	GBT5783-M8X20-8.8-A2L	Bolt	1	
4	GBT93-8-A3L	Washer	1	
5	FT800A.43.053	Brake pedal support shaft welding	1	
6	FT800A.43C.014	Right brake rocker	1	
6.1	TG1654.212B.1-01	Bushing	2	
6.2	FT800A.43C.016	Right brake rocker welding	1	
6.3	GBT879.1-5X16	Pin	1	
6.4	FT800A.43.065	Brake interlocking rod welding	1	
7	GBT6170-M8-8-A2L	Nuts	2	
8	FT800A.43C.013	Left brake rocker arm	1	
8.1	TG1654.212B.1-01	Bushing	1	
8.2	FT800A.43C.015	Left brake rocker welding	1	
9	GBT894.1-30	Retaining ring	1	
10	FT800A.43.401	Lock pin	1	
11	FT800.43.030	Adjust the screw fit	2	
12	JBT7940.1-M8X1	Straight hydraulic grease nipple	1	
13	TF1004.433-01	Nylon sleeves	4	

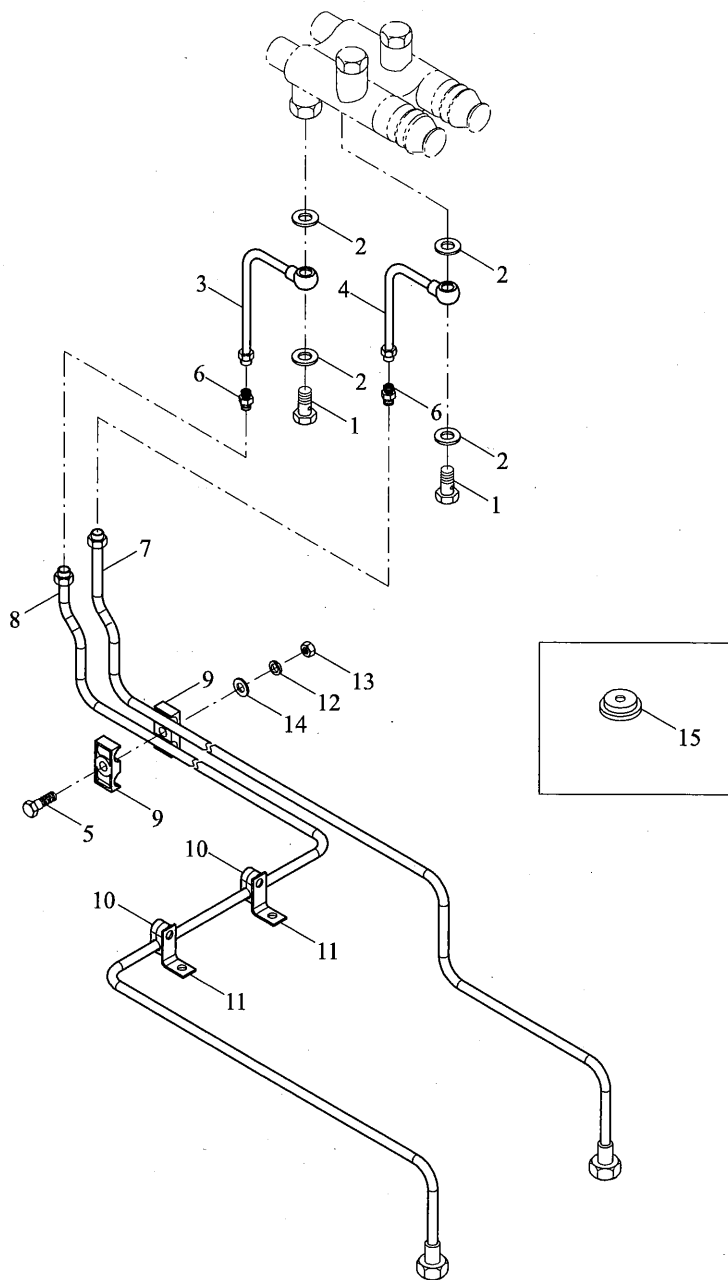
FT800A.43C.001 Brake assembly-6



FT800A.43C.001 Brake assembly-6

No.	Part code and specification	Part name	Quantity	Remark
	FT800A.43C.001	Brake assembly	1	
1	TG1204.433.2	Brake tank assembly	1	
2	GBT5783-M10X20-8.8-A3L	Hex bolt	2	
3	GBT93-10-A3L	Washer	5	
4	TD800.43.2	Brake tank bracket welding	1	
5	TG1204.433-04	Clasped	2	
6	Q673B115	Steel type elastic hoop	2	
7	FT800A.43C.105	Oil hose	2	
8	FT800.43.115	Tubing joint screw	2	
9	JBT982-12	Combined sealing washer	4	
10	FT800A.43C.018	Brake pump assembly	1	
11	GBT97.1-10-A3L	Washer	3	
12	GBT5783-M10X30-8.8-A3L	Hex bolt	3	

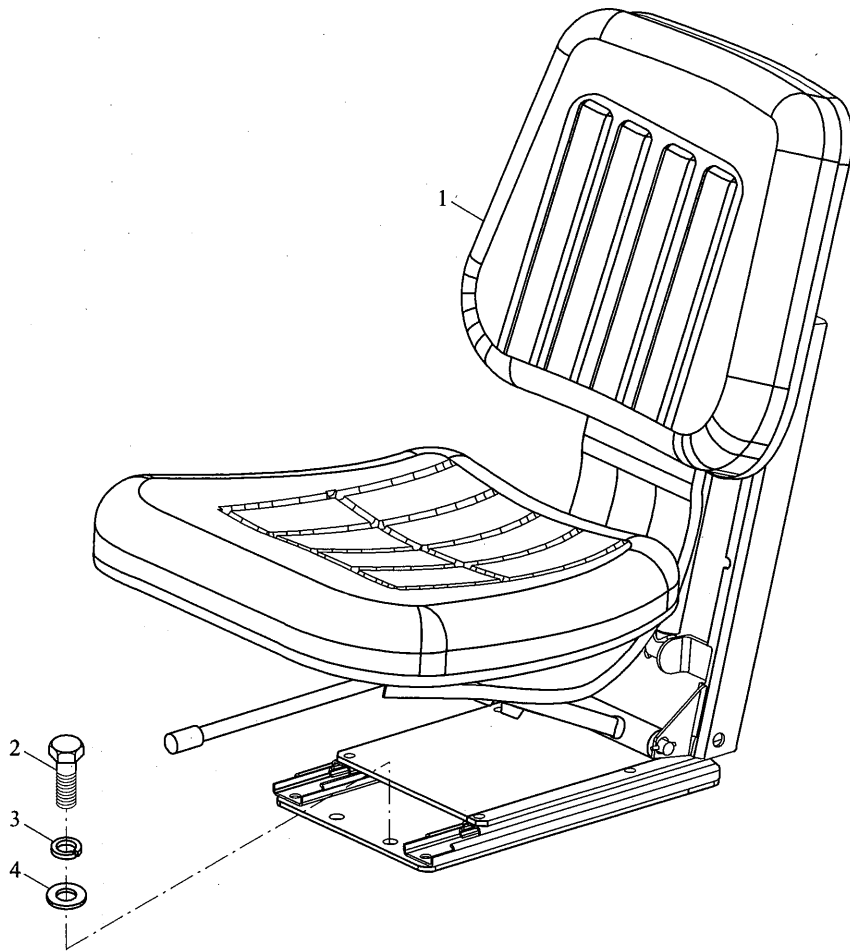
FT800A.43C.001 Brake assembly-7



FT800A.43C.001 Brake assembly-7

No.	Part code and specification	Part name	Quantity	Remark
	FT800A.43C.001	Brake assembly	1	
1	FT800.43.115	Tubing joint screw	2	
2	JBT982-12	Combined sealing washer	4	
3	FT800A.43C.011b	Left brake short tubing assembly	1	
4	FT800A.43C.012b	Right brake short tubing assembly	1	
5	GBT5783-M8X40-8.8-A2L	Hex bolt	2	
6	FT800A.43.315	Card type straight connector body	2	
7	FT800A.43.057b	Right brake tubing assembly	1	
8	FT800A.43.056b	Left brake long tubing assembly	1	
9	FT800A.43C.229	Double hole clamp	4	
10	F600190	Tube clip combination (V)	2	
11	FT800A.43.335	Tubing fixing plate	2	
12	GBT93-8-A3L	Washer	2	
13	GBT6170-M10-8-A3L	Type 1 hexagon nut	2	
14	GBT97.1-8-A3L	Plain washer	2	
15	FT800A.43C.230	Gland	2	

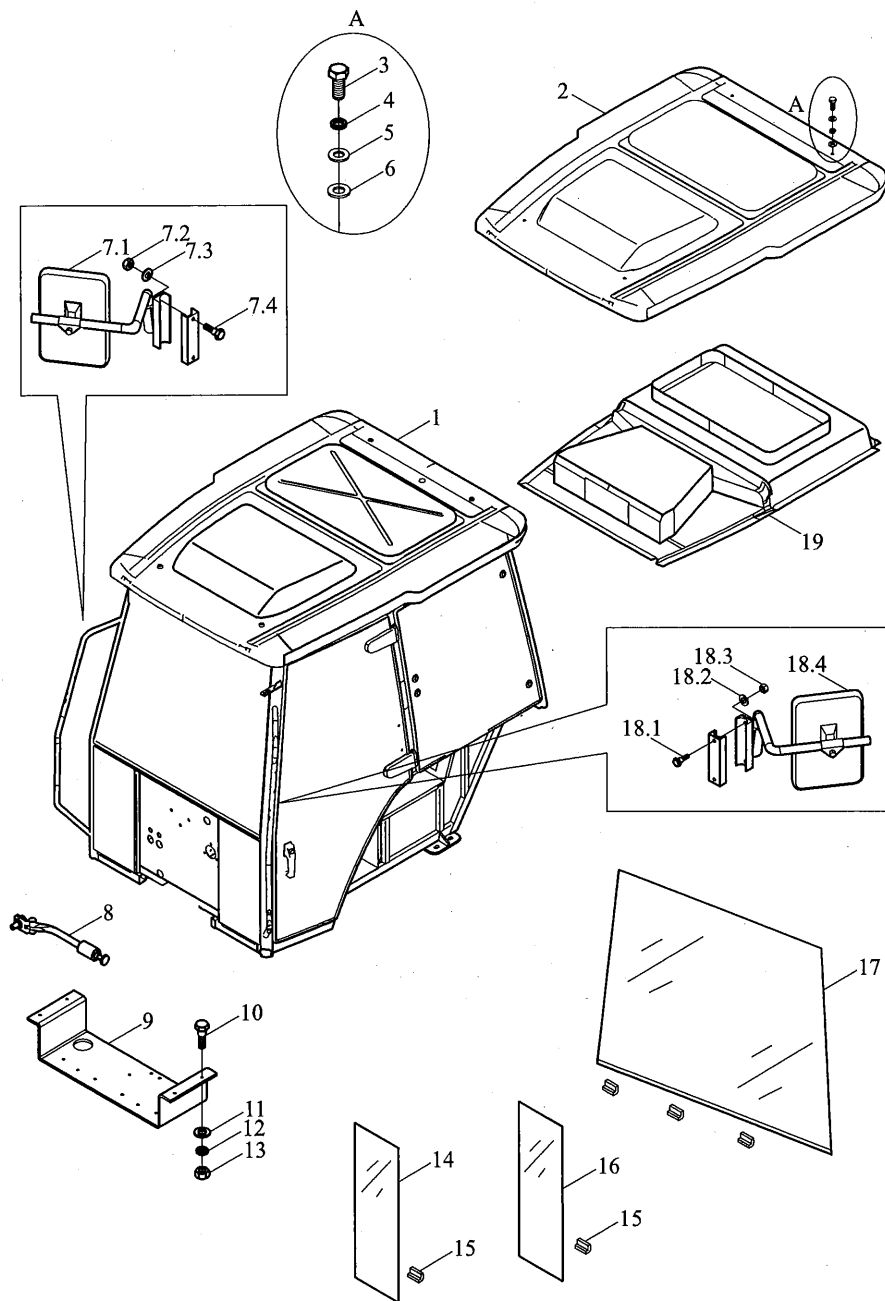
FT800A.44.001 Seat mounting assembly(004)



FT800A.44.001 Seat mounting assembly(004)

No.	Part code and specification	Part name	Quantity	Remark
1	FT800A.44.001	Seat mounting assembly	1	
1	FT800A.44.011	Seat assembly	1	
2	GBT5783-M12X35-8.8-A3L	Hex bolt	4	
3	GBT93-12-AOP	Normal type single coil spring lock washer	4	
4	GBT97.1-12-AOP	Plain washer	4	

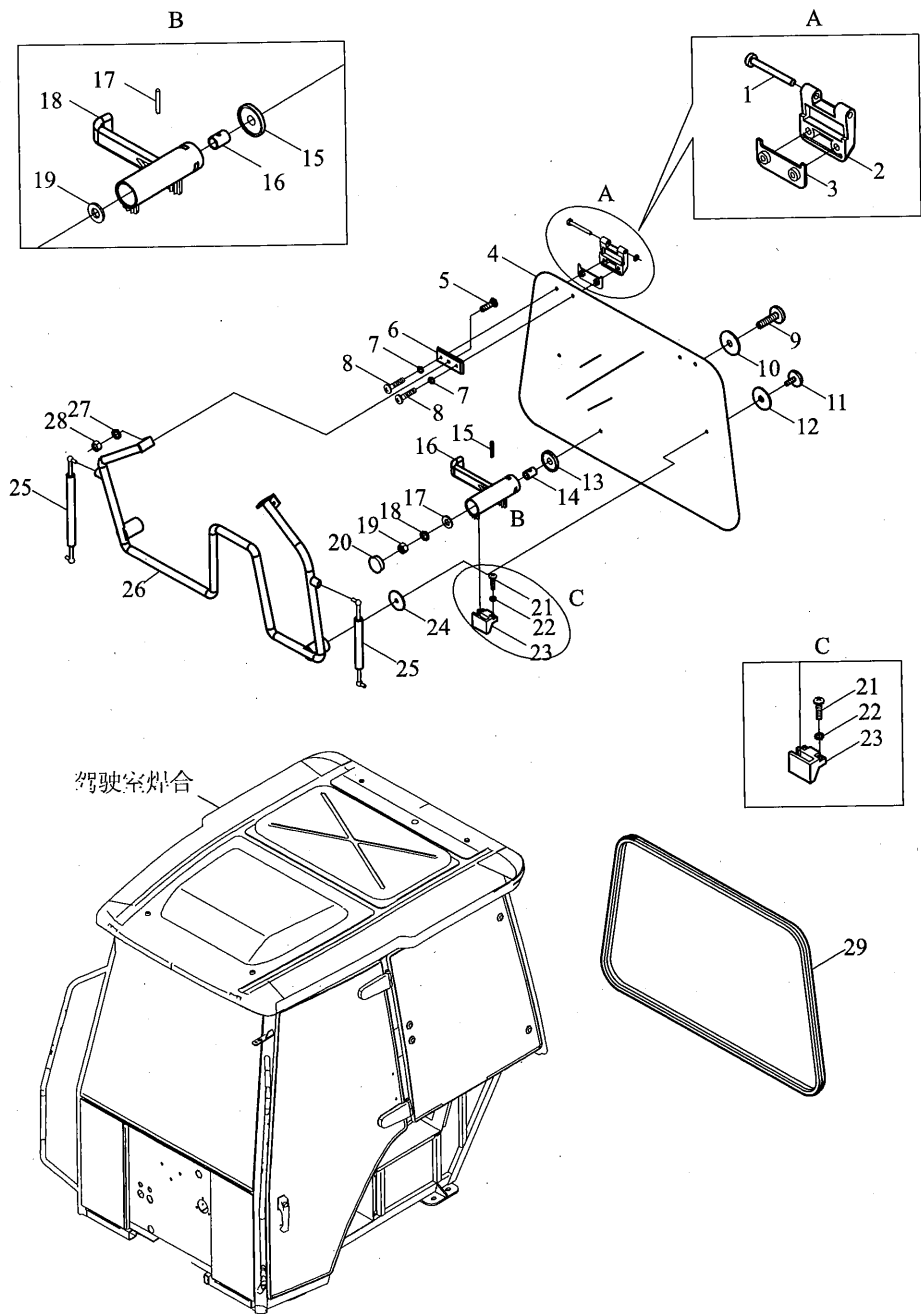
TD904.451B Cab assembly-1



TD904.451B Cab assembly-1

No.	Part code and specification	Part name	Quantity	Remark
	TD904.451B	Cab assembly	1	
1	TD904.451.1	Cab welding	1	
2	TD804.451.2	Roof assembly	1	
3	GB/T 5783-M10 × 55-A3L	Bolt	4	
4	GB/T 93-10-A0P	Washer	10	
5	GB/T 97.1-10-A0P	Washer	10	
6	FT65.45.839	Rear window lock bolt washer	4	
7	FT800A.45.058	Left rear mirror assembly	1	
7.1		Left rear view mirror assembly	1	
7.2	GB/T 6170-M6-A2L	Nut	2	
7.3	GB/T 97.1-6-A0P	Washer	2	
7.4	GB/T 5782-M6 × 70-A3L	Bolt	2	
8	FT65.45.017	Strut assembly	2	
9	TD804.451-04	Supporting plate	1	
10	GB/T 5783-M6 × 20-A2L	Bolt	4	
11	GB/T 97.1-6-A0P	Washer	12	
12	GB/T 93-6-A0P	Washer	12	
13	GB/T 6170-	Nut M6-A2L	4	
14	TD804.451-03	Right front window glass	1	
15	FT65.45.604	Glass block	10	
16	TD804.451-02	Left front window glass	1	
17	TD804.451-01	Front windshield	1	
18	FT800A.45.059	Right rear mirror assembly	1	
18.1	GB/T 5782-M6 × 70-A3L	Bolt	2	
18.2	GB/T 97.1-6-A0P	Washer	2	
18.3	GB/T 6170-M6-A2L	Nut	2	
18.4		Right rear view mirror assembly	1	
19	TD804.451B.8	Inner lining assembly	1	

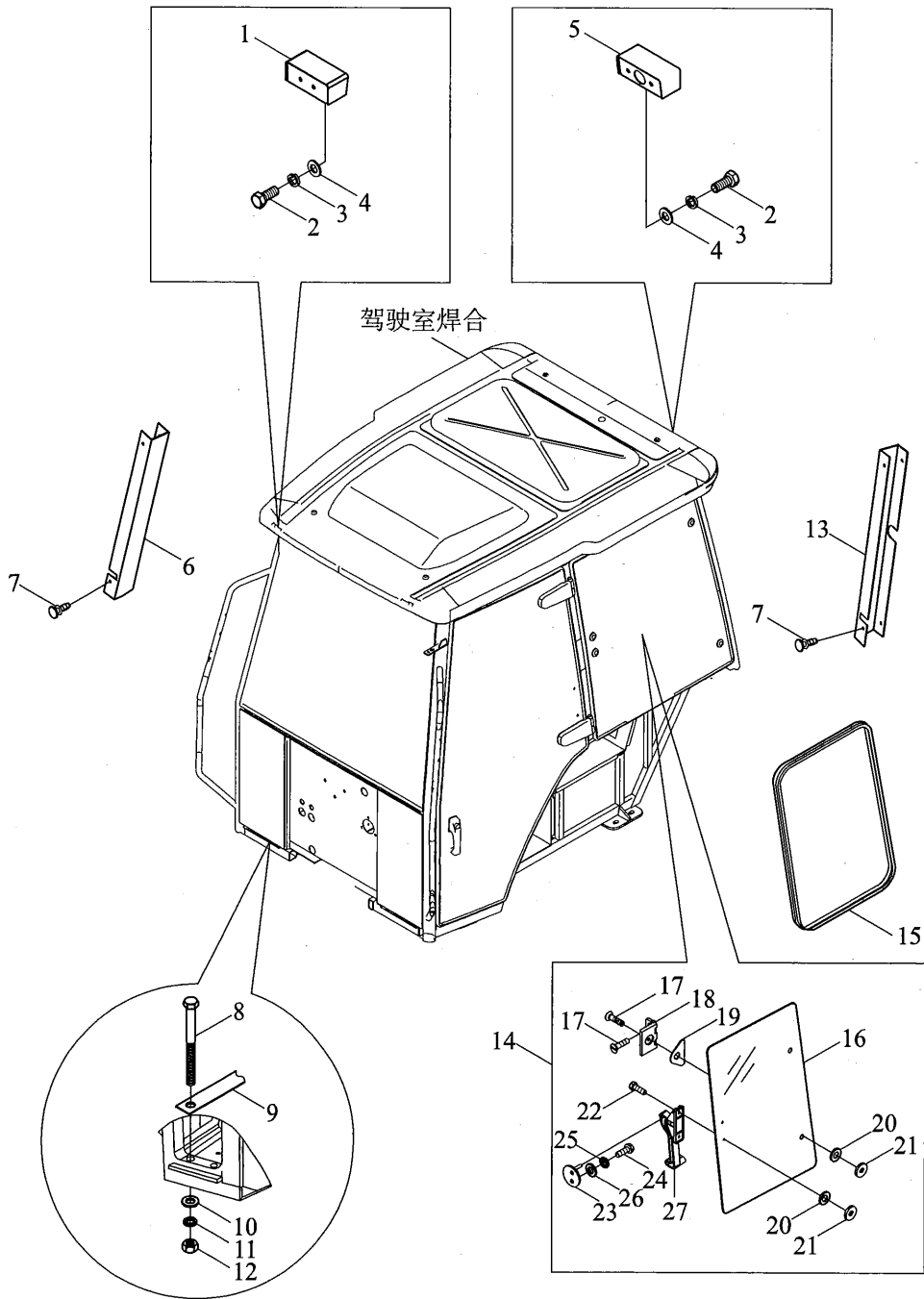
TD904.451B Cab assembly-2



TD904.451B Cab assembly-2

No.	Part code and specification	Part name	Quantity	Remark
	TD904.451B	Cab assembly	1	
	TD804.451.7	Rear window assembly	1	
1	FT65.45.834	Rear window hinge pin	2	
2	FT65.45.832	Base	2	
3	FT65.45.833	Base gasket	2	
4	TD804.451.7-01	Rear window glass	1	
5	GB/T 818-M8 × 16-A2L	Screw	2	
6	FT65.45.824	Gland	2	
7	GB/T 93-6-A0P	Washer	4	
8	GB/T 818-M6 × 16-A2L	Screw	4	
9	FT65.45.829	Bolt rod	1	
10	FT65.45.839	Rear window lock bolt washer	1	
11	FT65.45.825	Cast bolt	2	
12	FT65.45.836	Plastic bolt washer	2	
13	FT65.45.838	A seal	1	
14	FT65.45.830	Sleeve	1	
15	FT65.45.828	Rear lock pin	1	
16	FT65.45.831	Lock body	1	
17	FT65.45.827	Washer	1	
18	GB/T 93-12-A0P	Washer	1	
19	GB/T 6170-M12-A3L	Nut	1	
20	FT65.45.826-	Back cover	1	
21	GB/T 5783-M5 × 20-A2L	Screw	2	
22	GB/T 93-5-A0P	Washer	2	
23	FT65.45.837	Clamping block	1	
24	FT65.45.840	Fixed block gasket	2	
25	TD804.451.7-03	Rear gas spring	2	
26	TD804.451.7.1	The rear window handle welding	1	
27	GB/T 93-8-A0P	Washer	2	
28	GB/T 6170-M8-A2L	Nut	2	
29	TD804.451.7-02	Rear window glass seal	1	

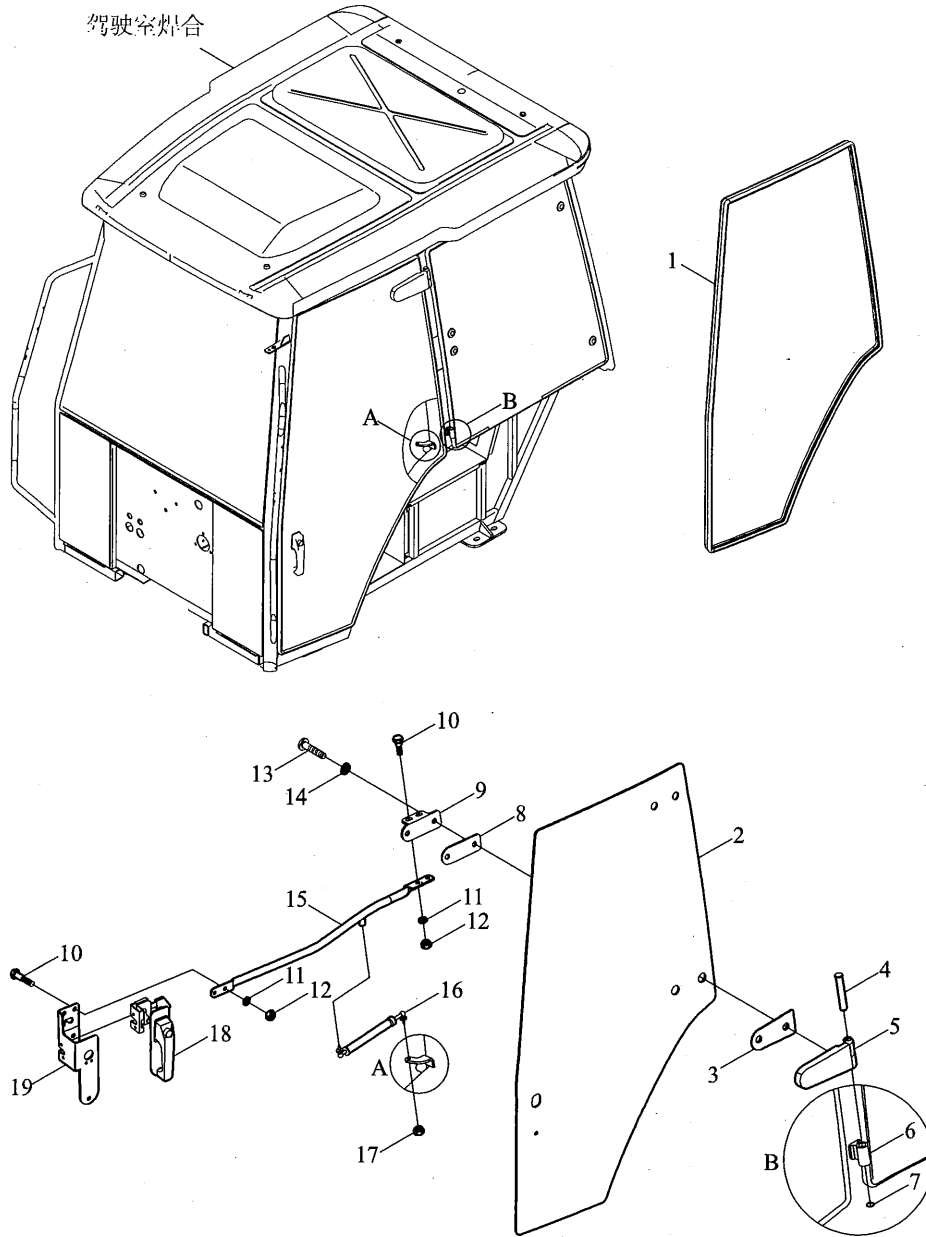
TD904.451B Cab assembly-3



TD904.451B Cab assembly-3

No.	Part code and specification	Part name	Quantity	Remark
	TD904.451B	Cab assembly	1	
1	FT65.45.098	Front lamp bracket assembly	2	
2	GB/T 5783-M6 × 16-A2L	Bolt	8	
3	GB/T 93-6-A0P	Washer	12	
4	GB/T 97.1-6-A0P	Washer	12	
5	FT65.45.097	Rear lamp bracket assembly	2	
6	TD804.451-06	Right middle column interior	1	
7	TG1254.452-18	Large decorative buckle	8	
8	GB/T 5783-M12 × 80-A2L	Bolt	4	
9	FT800.45.949	Paste sealant	On demand	
10	GB/T 97.1-12-A0P	Washer	12	
11	GB/T 93-12-A0P	Washer	16	
12	GB/T 6170-M12-A3L	Nut	12	
13	TD804.451-05	Left Zhongzhu interior	1	
14	TD804.451.5	Left window assembly	1	
	TD804.451.6	Right window assembly	1	
15	TD804.451.5-02	Left door glass seal	1	
	TD804.451.6-02	Right side window seal	1	
16	TD804.451.5-01	Left window glass	1	
	TD804.451.6-01	Right window glass	1	
17	GB/T 819-M8 × 16-A2L	Screw	12	
18	FT65.45.730	Side window hinge	4	
19	FT65.45.715	Side window movable hinge gasket	4	
20	FT65.45.720	Rubber washer	8	
21	FT65.45.719	Side window cast nut	8	
22	GB/T 5783-M8 × 16-A2L	Bolt	2	
23	FT65.45.750	Pin joint	2	
24	GB/T 818-M5 × 20-A2L	Screw	2	
25	GB/T 93-5-A0P	Washer	2	
	GB/T 97.1-5-A0P	Washer	2	
26	FT65.45.740	Left window	1	
27	FT65.45.741	Right window	1	

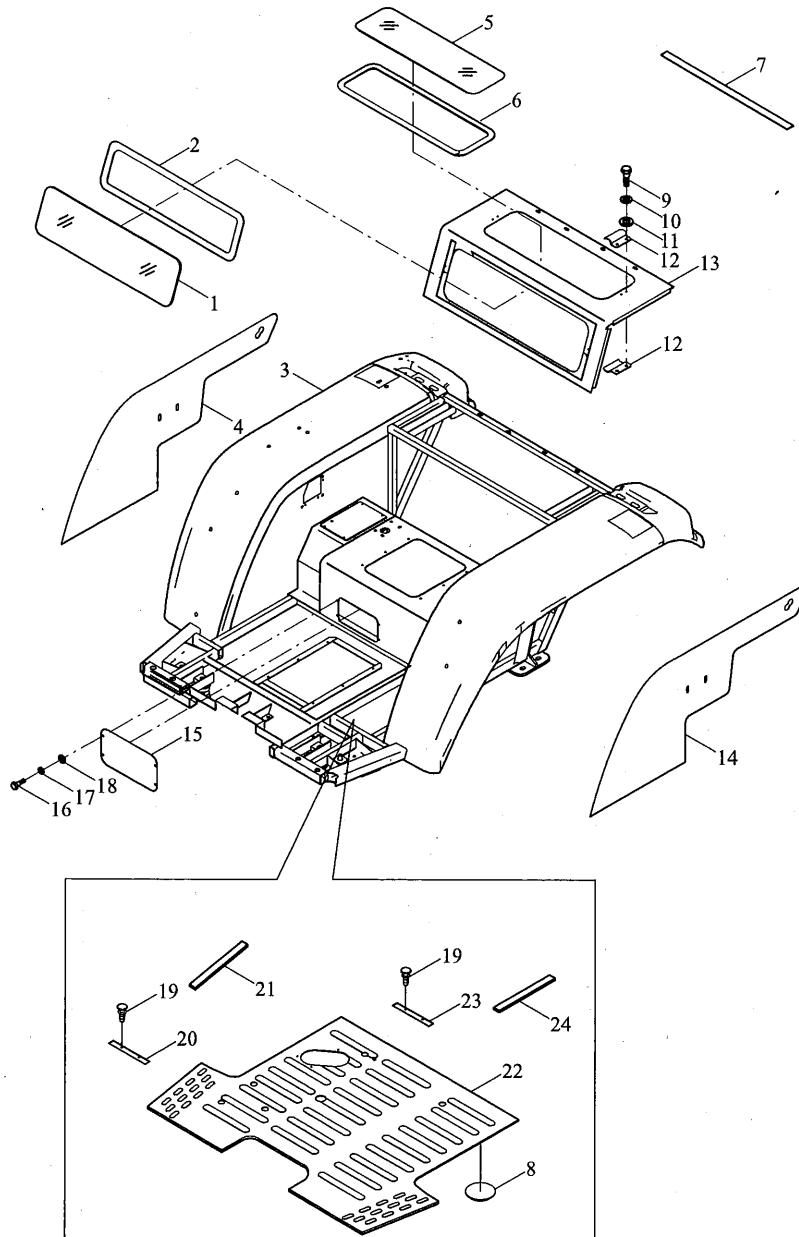
TD904.451B Cab assembly-4



TD904.451B Cab assembly-4

No.	Part code and specification	Part name	Quantity	Remark
	TD904.451B	Cab assembly	1	
	TD804.451.3	Left door assembly	1	
	TD804.451.4	Right door assembly	1	
1	TD804.451.3-02	Left door glass seal	1	
	TD804.451.4-02	Right door glass seal	1	
2	TD804.451.3-01	Left door glass	1	
	TD804.451.4-01	Right door glass	1	
3	TD804.451.3-07	Door glass outer block	4	
4	TD804.451.3-10	Door connecting pin	4	
5	TD804.451.3-09	Door mounting plate	4	
6	TD804.451.3-08	Door hinge	4	
7	GB/T 896-6-AOP	Cirelip	4	
8	TD804.451.3-06	Door glass inner cushion block	4	
9	TD804.451.3-05	Rear door armrest mounting bracket	1	
	TD804.451.4-04	Mounting bracket for right door armrest	1	
10	GB/T 5783-M10 × 20-A2L	Bolt	4	
11	GB/T 93-10-AOP	Washer	4	
12	GB/T 6170-M10-A2L	Nut	4	
13	GB/T 5782-M14 × 25-A3L	Screw	2	
14	GB/T 93-14-AOP	Washer	2	
15	TD804.451.3.1	Left door armrest welding	1	
	TD804.451.4.1	Right door armrest welding	1	
16	TD804.451.3-03	Door spring	2	
17	GB/T 6170-M8-A2L	Nut	2	
18	FT65.45.055	Left door lock assembly	1	
	FT65.45.056	Left door lock assembly	1	
19	TD804.451.3-04	Left car door lock body fixing plate	1	
	TD804.451.4-03	Right door lock body fixing plate	1	

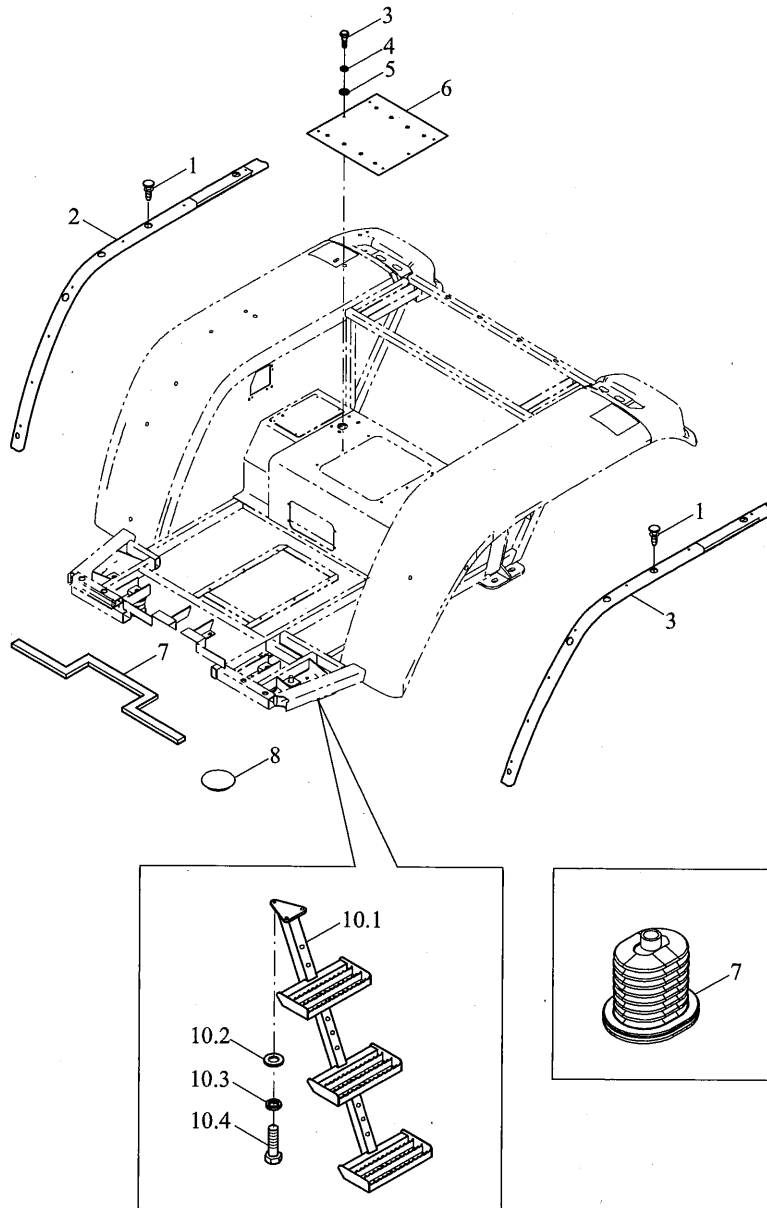
TD800.452 Floor assembly-1



TD800.452 Floor assembly-1

No.	Part code and specification	Part name	Quantity	Remark
	TD800.452	Floor assembly	1	
1	TD800.452-01	Rear window glass	1	
2	TD800.452-02	Rear window glass sealing strip	1	
3	TD800.452Q.1	Floor welding assembly	1	
4	FT800A.45.308	Right fender interior trim	1	
5	TD800.452-06	Rear glass on the floor	1	
6	TD800.452-08	Strip seal	1	
7	TD800.452Q-03	Rear and lower window rubber strip	1	
8	TD800.452-04	Cover	1	
9	GB/T 5783-M5 × 25-8.8-A2L	Hex bolt	8	
10	GB/T 97.1-5-A0P	Plain washer	8	
11	GB/T 96.1-5-A0P	Big washer	8	
12	TD800.452-07	Glass clamp	8	
13	TD800.452-03a	Rear apron interior	1	
14	FT800A.45.307	Left fender interior trim	1	
15	TD800.452-14	Front shutoff plate	1	
16	GB/T 5783-M6 × 16-8.8-A2L	Hex bolt	4	
17	GB/T 93-6-A0P	Normal type single coil spring lock washer	4	
18	GB/T 97.1-6-A0P	Plain washer	4	
19	TG1254.452-18	Large decorative buckle	13	
20	TD800.451D-08	Right anterior and lower seal	1	
21	TD800.451D-06	Right lower side seal	1	
22	FT800A.45.301	Front floor mat	1	
23	TD800.451D-07	Left anterior and lower seal	1	
24	TD800.451D-05	Lower left side seal	1	

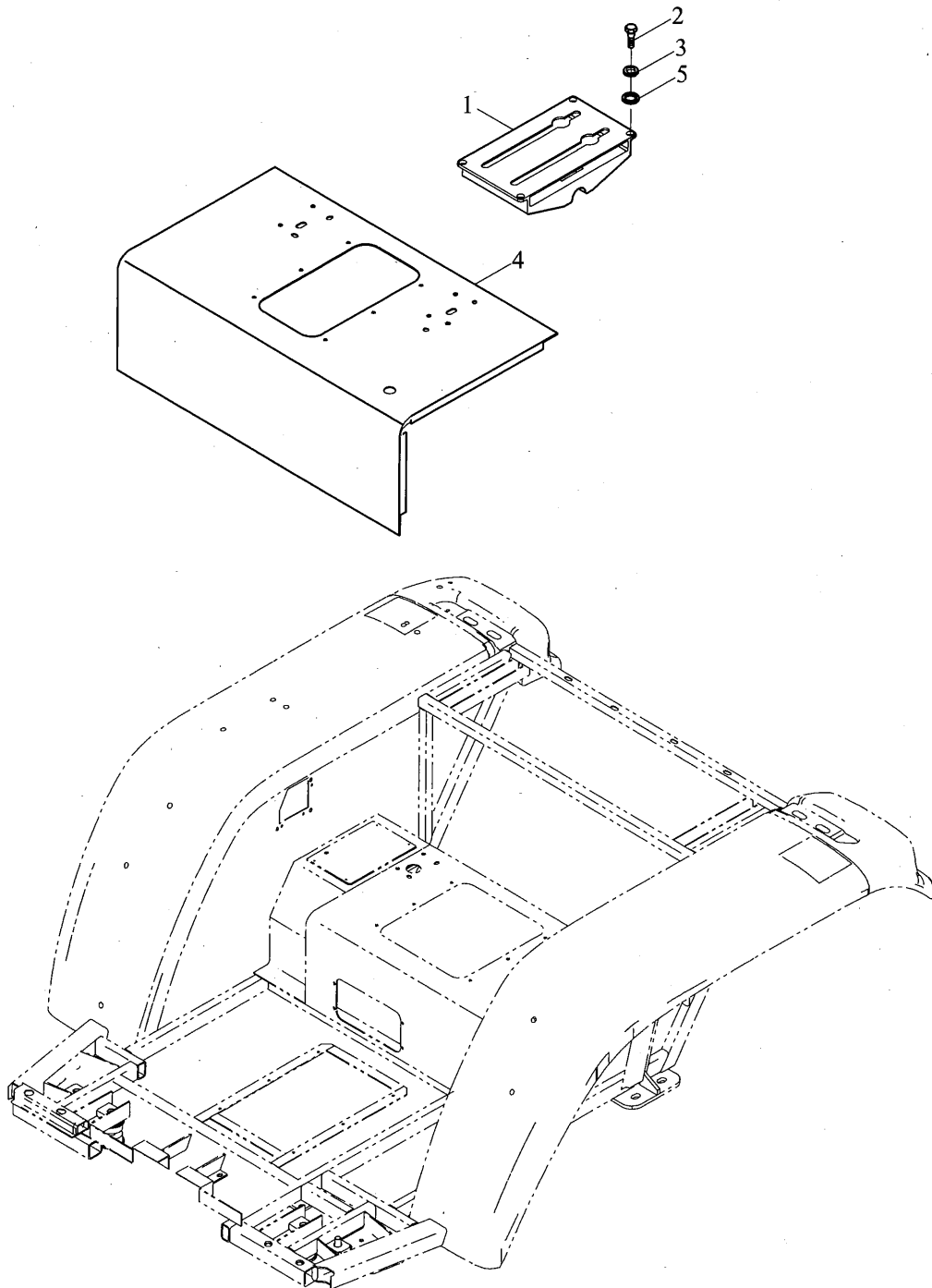
TD800.452 Floor assembly-2



TD800.452 Floor assembly-2

No.	Part code and specification	Part name	Quantity	Remark
	TD800.452	Floor assembly	1	
1	TG1254.452-18	Large decorative buckle	13	
2	TD800.452-10	Long rubber pad	2	
3	GB/T 5783-M8 × 20-8.8-A2L	Hex bolt	6	
4	GB/T 93-8-AOP	Normal type single coil spring lock washer	6	
5	GB/T 97.1-8-AOP	Plain washer	6	
6	FT800A.45.031	Sealing plate	1	
7	TD800.452-12	Front circumference baffle seal	1	
8	TD800.452-11	Cover	1	
9	TD800.452-09	Sealing sleeve	1	
10	TD800.452.2	Pedal assembly assembly	1	
10.1	TD800.452.2.1	Pedal welding	2	
10.2	GB/T 97.1-10-AOP	Washer	6	
10.3	GB/T 93-10-AOP	Washer	6	
10.4	GB/T 5783-M10 × 35-A2L	Bolt	6	

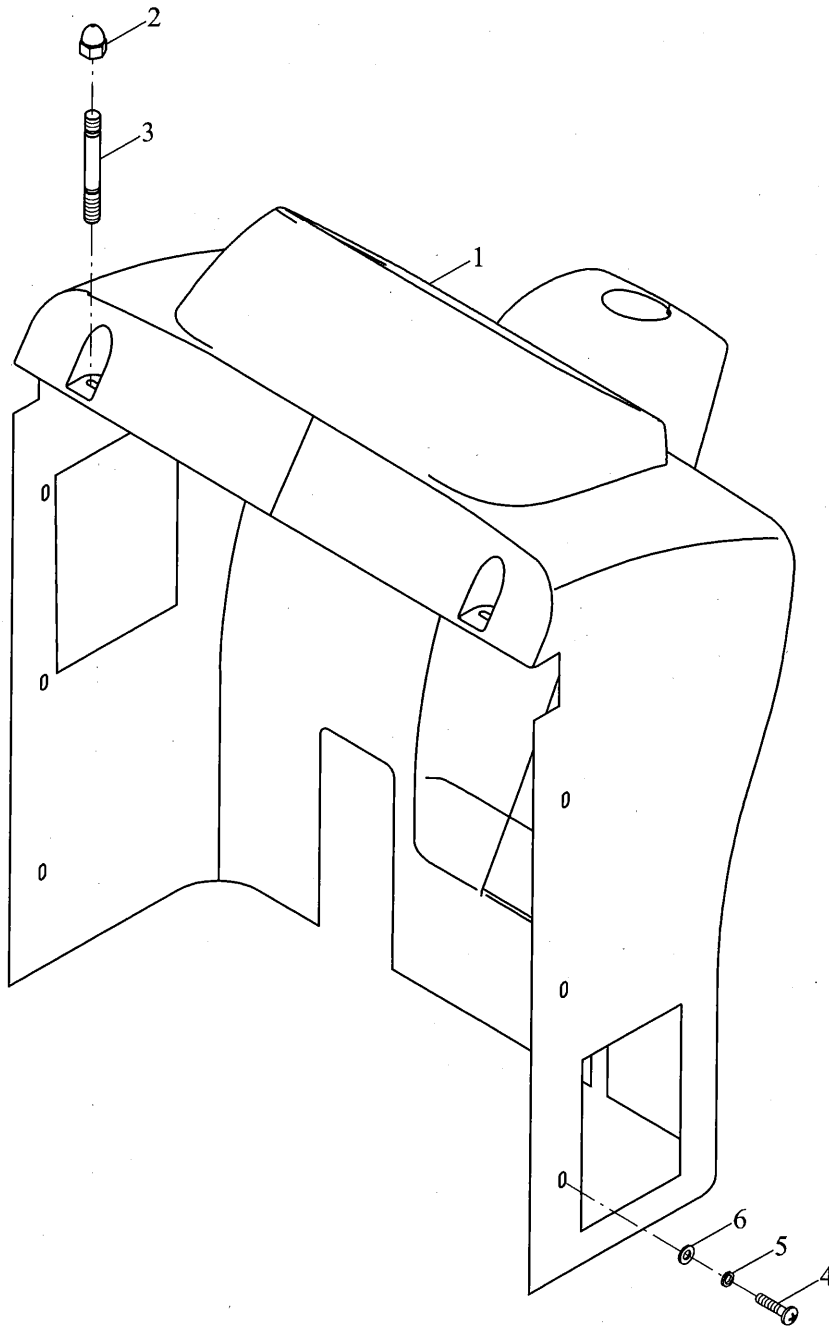
TD800.454A Control panel assembly(004)



TD800.454A Control panel assembly(004)

No.	Part code and specification	Part name	Quantity	Remark
1	TD800.454A	Control cover plate assembly	1	
1	FT804A.45.097	Cover plate combination	1	
2	GBT5783-M6X20-8.8-A2L	Hex bolt	4	
3	GBT93-6-A0P	Normal type single coil spring lock washer	4	
4	FT804A.45.315	Medium floor mat	1	
5	GBT97.1-6-A0P	Plain washer	4	

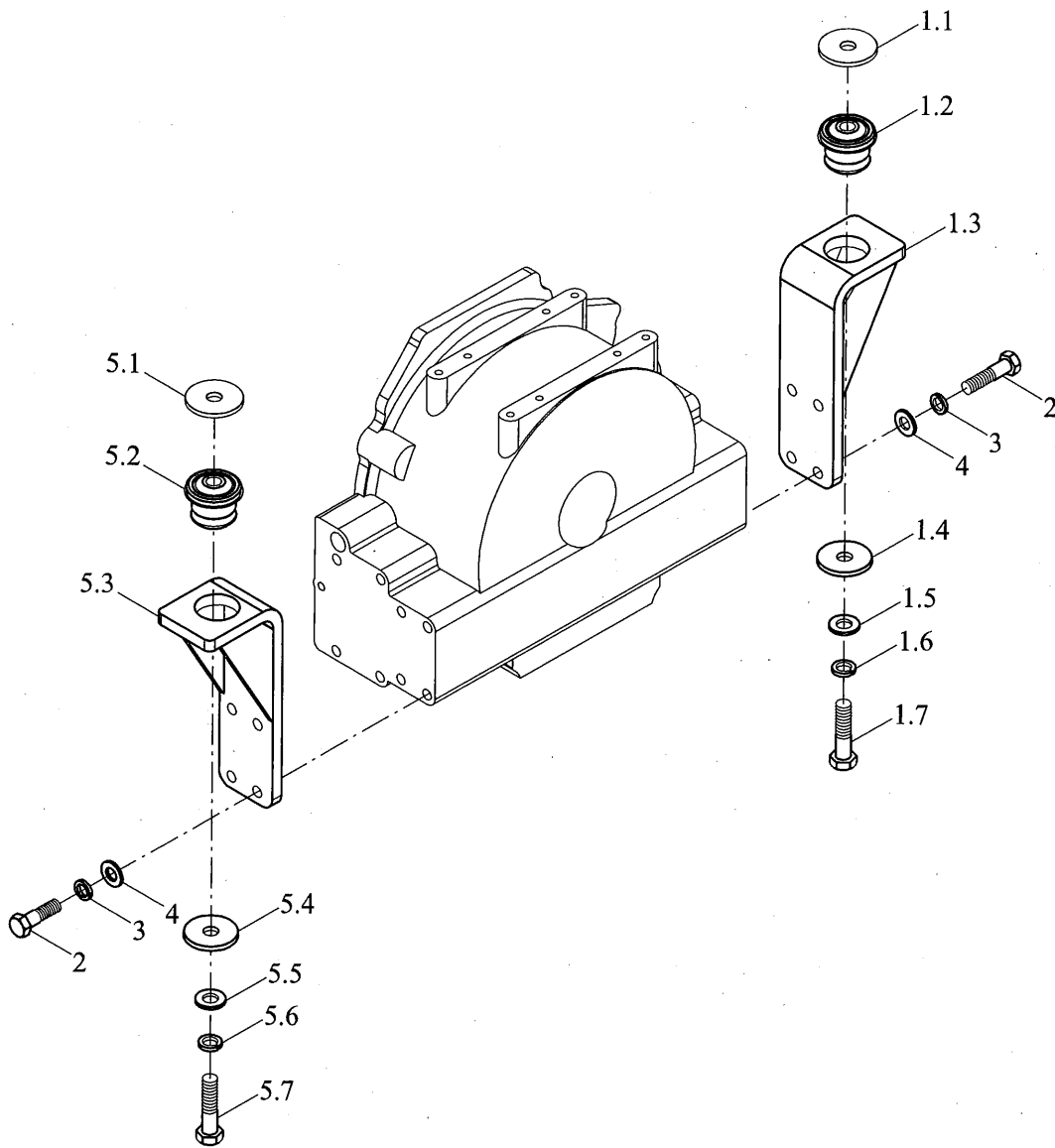
TD800.456G Instrument panel assembly



TD800.456G Instrument panel assembly

No.	Part code and specification	Part name	Quantity	Remark
	TD800.456G	Instrument panel assembly	1	
1	TD800.456G.1	Instrument panel assembly	1	
2	FT65.45.999	Nut	2	
3	GB/T 901-M6×40-8.8-A1L	Equal length stud	2	
4	GB/T 818-M6×20-4.8-A2L	Type 1 hexagon nut	6	
5	GB/T 93-6-A0P	Normal type single coil spring lock washers	6	
6	GB/T 97.1-6-A0P	Flat Washer	6	

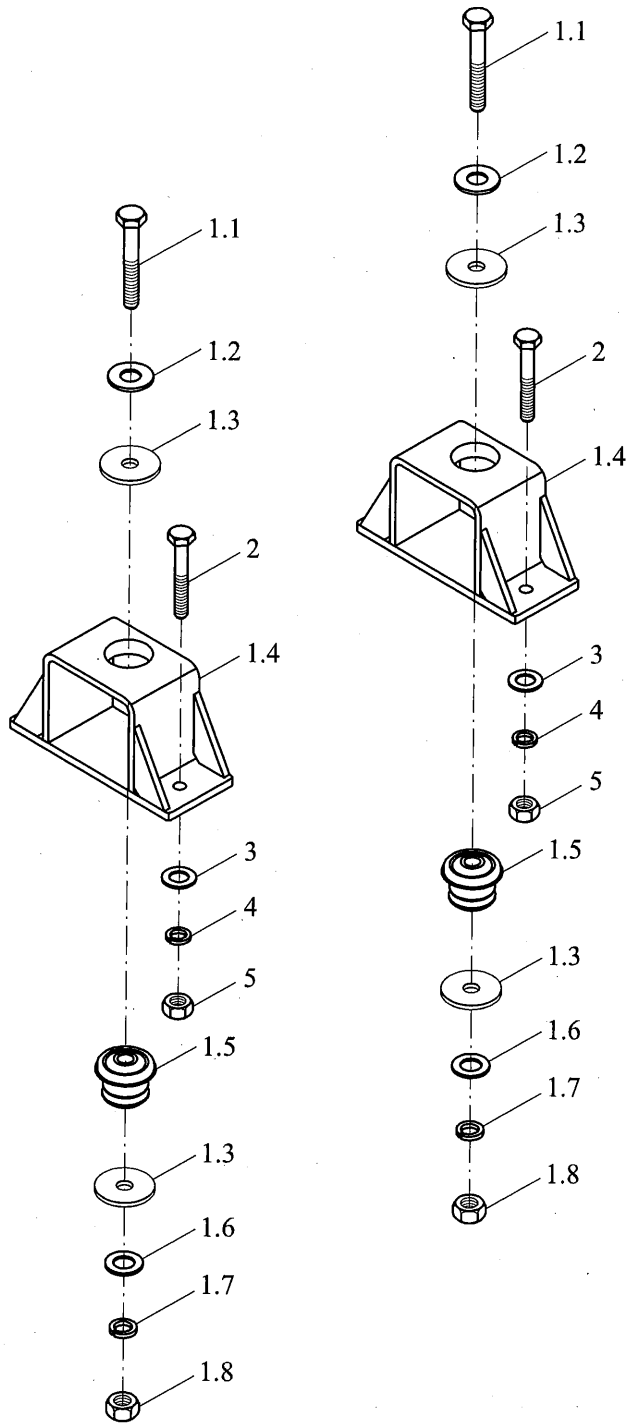
TD800.457 Front connector assembly



TD800.457 Front connector assembly

No.	Part code and specification	Part name	Quantity	Remark
	TD800.457	Front connector assembly	1	
1	TD800.457B.2	Right front connection	1	
1.1	TD800.457B.1-01	Circlip	1	
1.2	TD800.457B.1.2	Damping block	1	
1.3	TD800.457B.2.1	Install right front connecting bracket	1	
1.4	TD800.457B.1-02	Circlip(2)	1	
1.5	GBT95-20-A0P	Flat Washer	1	
1.6	GBT93-20-A0P	Normal type single coil spring lock washers	1	
1.7	GBT5782-M20X110-8.8-A3L	Hexagon Head Bolt	1	
2	GBT5783-M16X45-8.8-A3L	Hexagon Head Bolt	8	
3	GBT93-16-A0P	Normal type single coil spring lock washers	8	
4	GBT97.1-16-A0P	Flat Washer	8	
5	TD800.457B.1	Left front connection	1	
5.1	TD800.457B.1-01	Circlip	1	
5.2	TD800.457B.1.2	Damping block	1	
5.3	TD800.457B.1.1	Left front connecting bracket installation	1	
5.4	TD800.457B.1-02	Circlip(2)	1	
5.5	GBT95-20-A0P	Flat Washer	1	
5.6	GBT93-20-A0P	Normal type single coil spring lock washers	1	
5.7	GBT5782-M20X110-8.8-A3L	Hexagon Head Bolt	1	

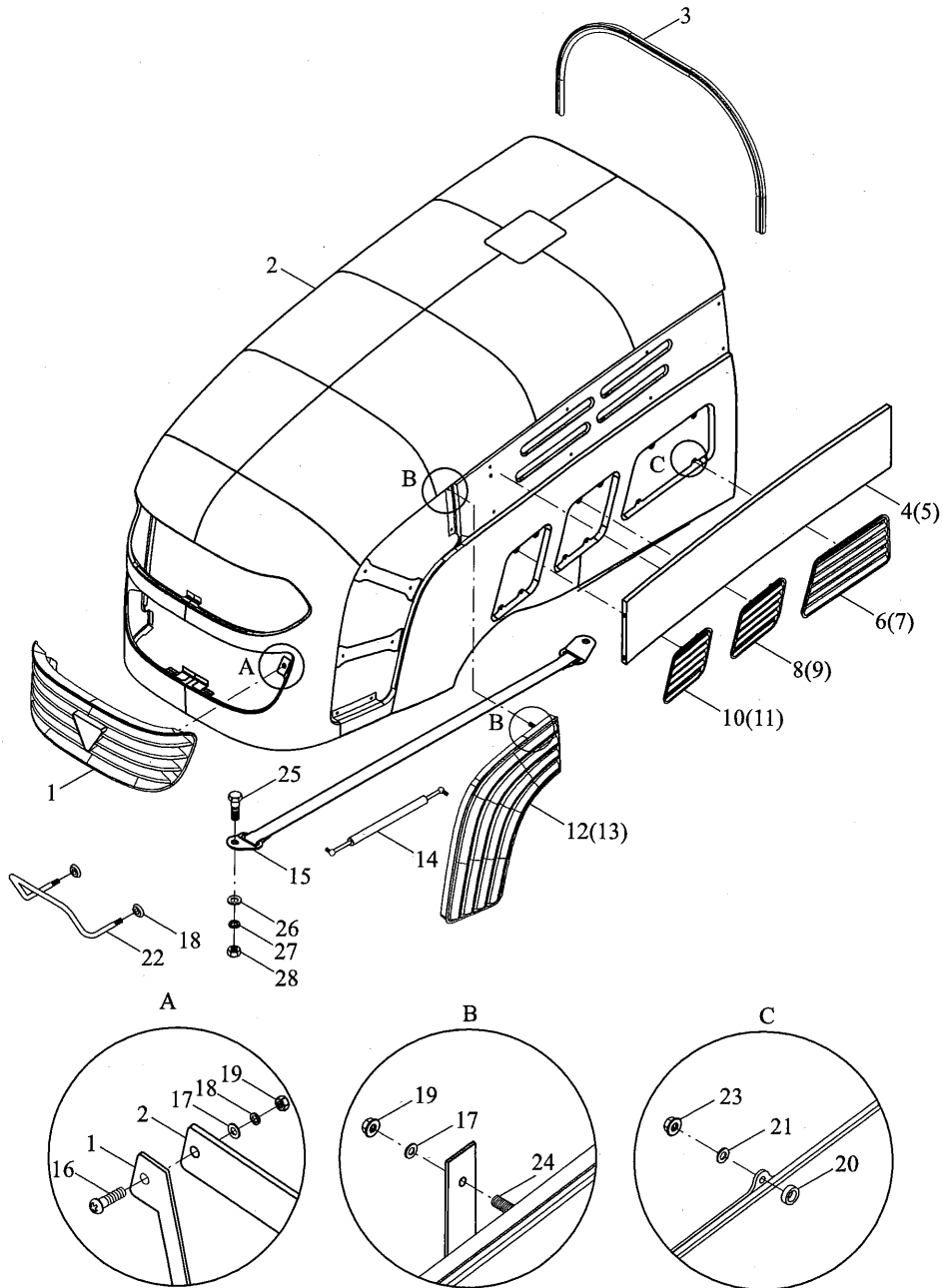
TD800.458 Rear connector assembly



TD800.458 Rear connector assembly

No.	Part code and specification	Part name	Quantity	Remark
	TD800.458	Rear connector assembly	1	
1	TD800.458C.1	After connection	2	
1.1	GBT5782-M20X110-8.8-A3L	Hexagon Head Bolt	1	
1.2	GBT96.1-20-A0P	Big Washer	1	
1.3	TD800.457B.1-01	Circlip	2	
1.4	TD800.458C.1.1	After connecting weldment	1	
1.5	TD800.457B.1.2	Damping block	1	
1.6	GBT95-20-A0P	Flat Washer	1	
1.7	GBT93-20-A0P	Normal type single coil spring lock washers	1	
1.8	GBT6170-M20-8-A9L	Hexagon Nut - Type 1	1	
2	GBT5783-M16X80-8.8-A3L	Hexagon Head Bolt	4	
3	GBT97.1-16-A0P	Flat Washer	4	
4	GBT93-16-A0P	Normal type single coil spring lock washers	4	
5	GBT6170-M16-8-A3L	Hexagon Nut - Type 1	4	

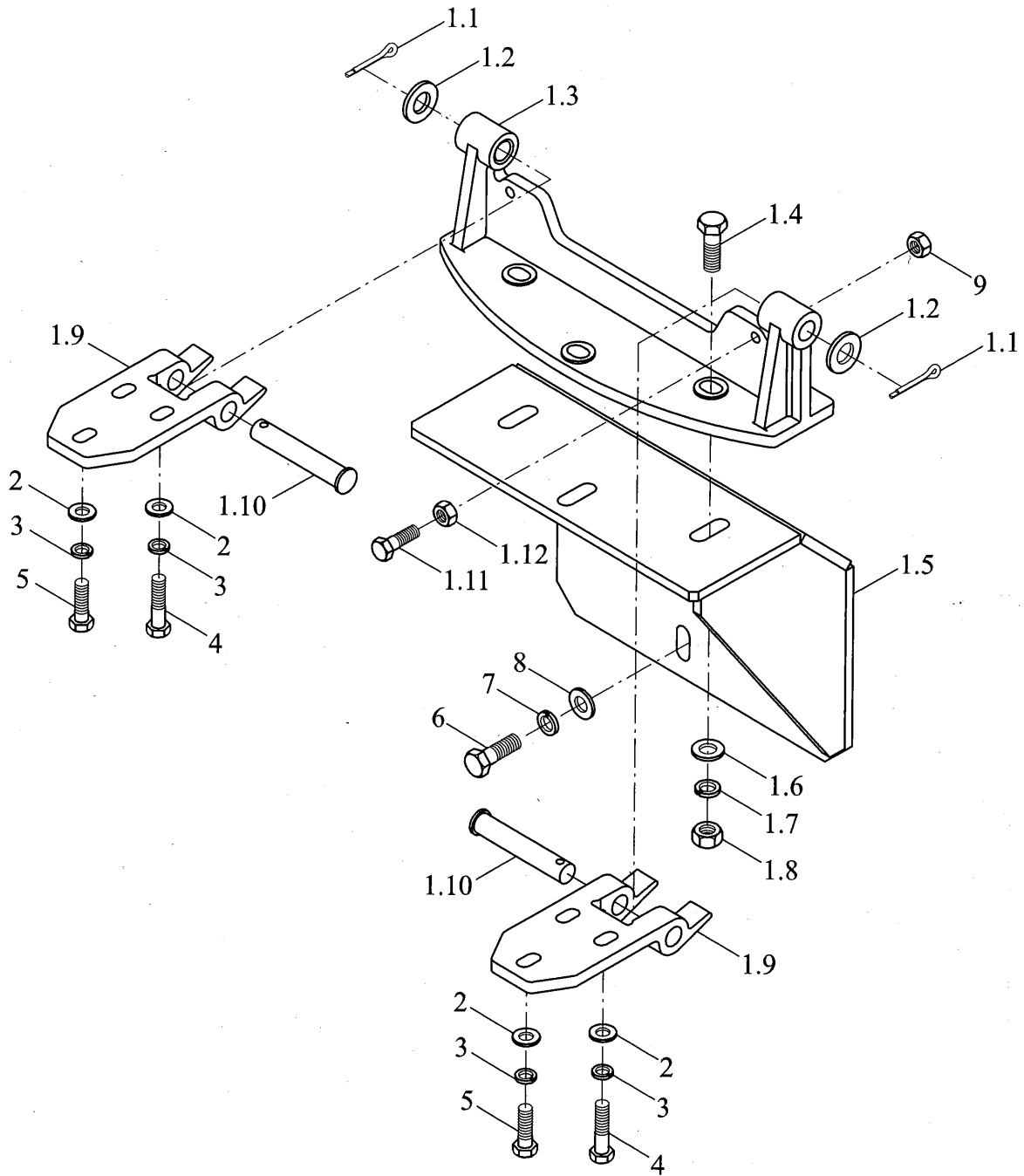
TD800.471A Hood assembly-1(013)



TD800.471A Hood assembly-1(013)

No.	Part code and specification	Part name	Quantity	Remark
	TD800.471A	Hood assembly	1	
1	TG1204.471A.2	Hood face mesh plate	1	
2	TD800.471A.1	Welding hood	1	
3	FT800B.47.242	Hood seal	1	
4	FT800B.47.304	Left rear trim panel	1	
5	FT800B.47.305	Right rear trim panel	1	
6	FT800B.47.310	Left lower grid	1	
7	FT800B.47.311	Right lower grid	1	
8	FT800B.47.308	Left bottom grid	1	
9	FT800B.47.309	Right bottom grid	1	
10	FT800B.47.306	Left front lower grid	1	
11	FT800B.47.307	Right front lower grid	1	
12	TG1204.471A-03	Hood left mesh plate	1	
13	TG1204.471A-04	Right hood mesh plate	1	
14	TD800.471A-01	Cover gas spring	2	
15	TA820.471A-01	Drawstring hood	1	
16	GBT5783-M6X16-8.8-A2L	Hexagon Head Bolt	14	
17	GBT96.1-6-AOP	Flat Washer	20	
18	TD800.471A-05	Cover the front handle washer assembly	2	
19	QCT864-M6	Six angle flange face face tooth nut	20	
20	TB400B.471-18	Mat Block	24	
21	GBT96.1-5-AOP	Flat Washer	40	
22	TD800.471A-04	Cover the front handle	1	
23	QCT864-M5	Six angle flange face face tooth nut	40	
24	GBT5783-M6X12-8.8-A2L	Hexagon Head Bolt	4	
25	GBT5783-M8X20-8.8-A2L	Hexagon Head Bolt	1	
26	GBT97.1-8-AOP	Flat Washer	1	
27	GBT93-8-AOP	Normal type single coil spring lock washers	1	
28	GBT6170-M8-8-A2L	Hexagon Nut - Type 1	1	

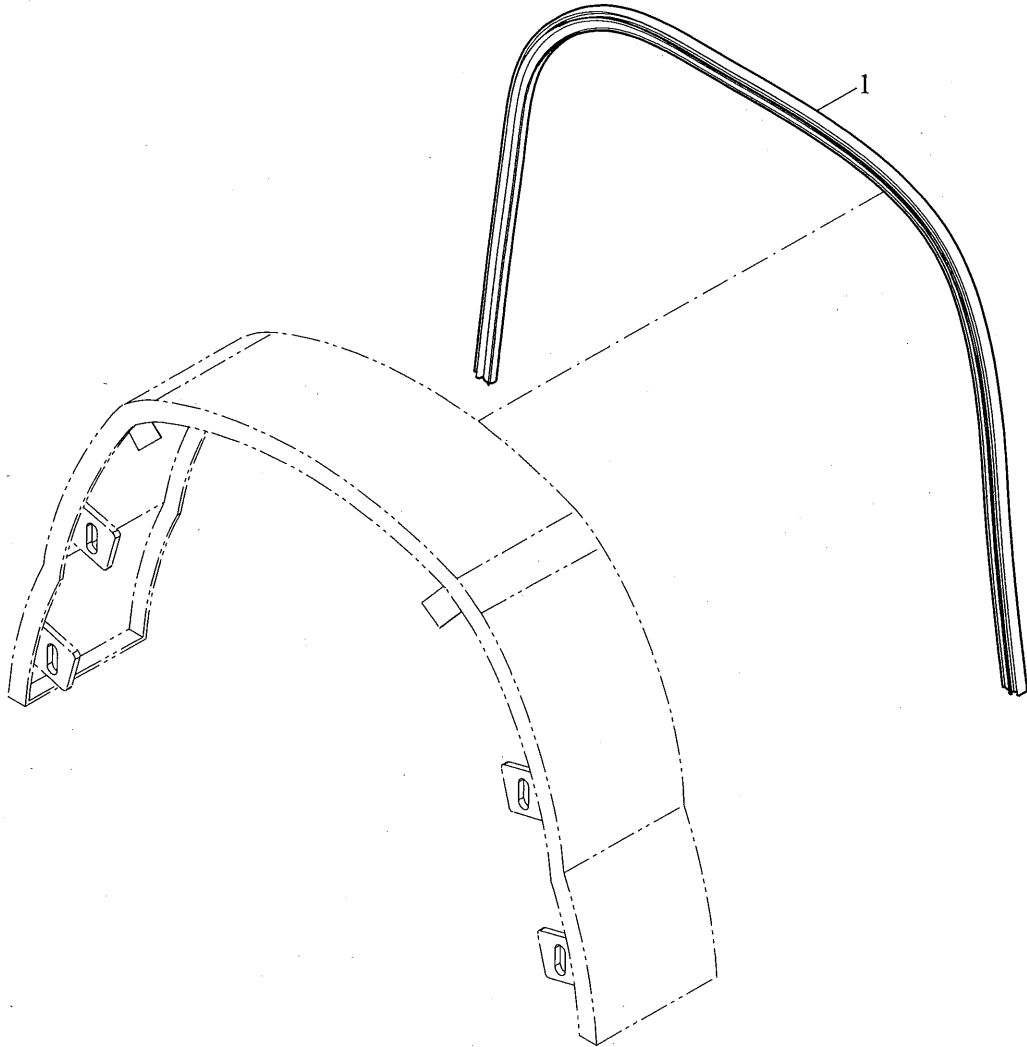
TD800.471A Hood assembly-2(013)



TD800.471A Hood assembly-2(013)

No.	Part code and specification	Part name	Quantity	Remark
	TD800.471A	Hood assembly	1	
1	FT800B.47.016	Hood hinge assembly	1	
1.1	GBT91-5X32-A0P	Split Pin	2	
1.2	GBT97.1-16-A0P	Washer	2	
1.3	FT800B.47B.162	Hinge lower seat	1	
1.4	GBT5782-M12X45-A3L	Bolt	3	
1.5	FT800B.47.060a	Under the hood bracket	1	
1.6	GBT97.1-12-A0P	Washer	3	
1.7	GBT93-12-A0P	Washer	3	
1.8	GBT6170-M12-A3L	Nut	3	
1.9	FT800B.47B.161	Hinged seat	2	
1.10	GBT882-B16X90-A0P	Pin	2	
1.11	GBT5783-M10X40-A3L	Bolt	2	
1.12	GBT6170-M10-A3L	Nut	2	
2	GBT96.1-10-A0P	Large washer	6	
3	GBT93-10-A0P	Normal type single coil spring lock washers	3	
4	GBT5783-M10X45-8.8-A3L	Hexagon Head Bolt	2	
5	GBT5783-M10X30-8.8-A3L	Hexagon Head Bolt	1	
6	GBT5783-M12X30-8.8-A3L	Hexagon Head Bolt	3	
7	GBT93-12-A0P	Normal type single coil spring lock washers	5	
8	GBT96.1-12-A0P	Large washer	5	
9	GBT6170-M12-8-A3L	Type 1 hexagon nut	2	

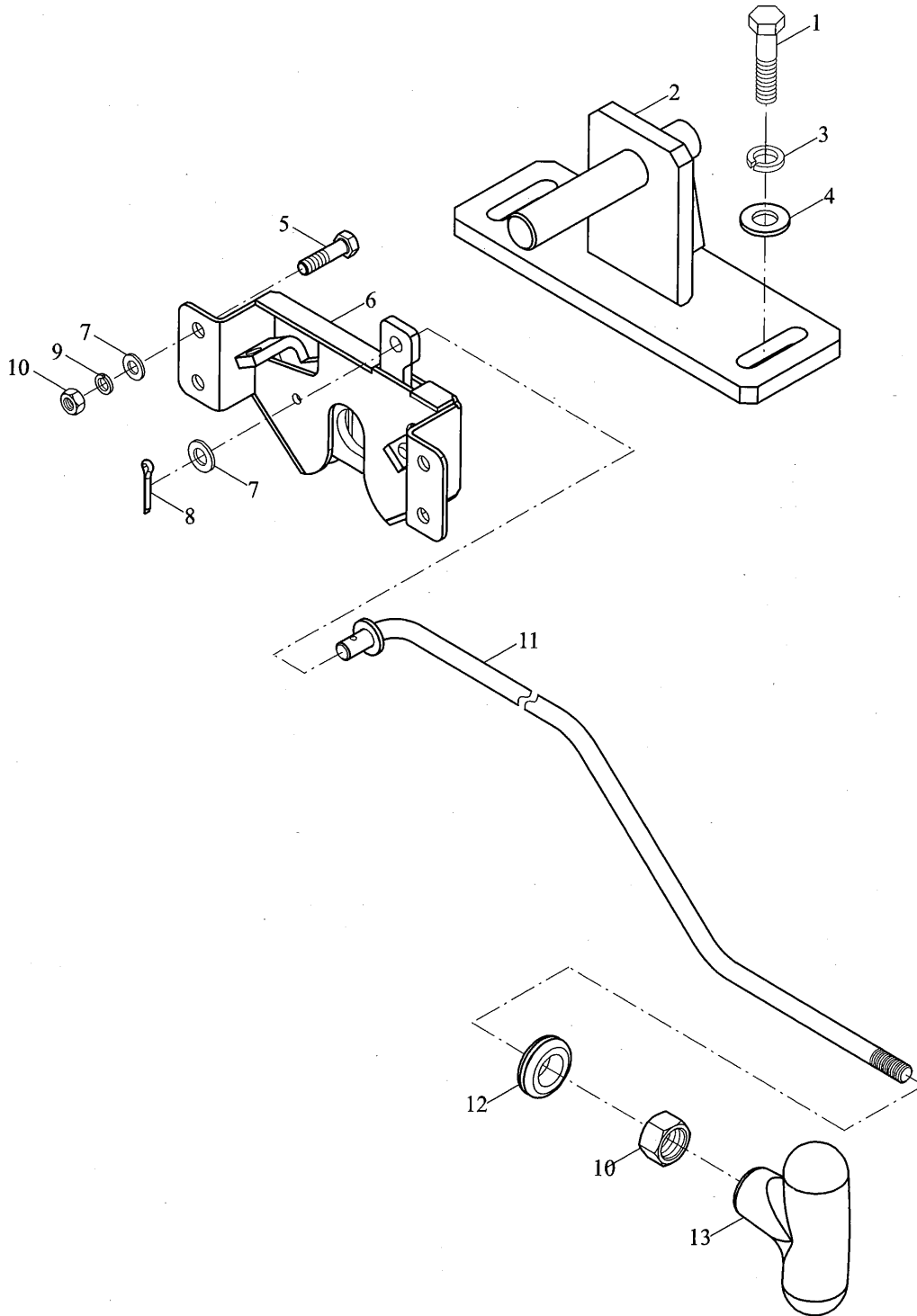
TD800.472B Hood under hoarding assembly



TD800.472B Hood under hoarding assembly

No.	Part code and specification	Part name	Quantity	Remark
1	TD800.472B FT800B.47.241	Hood under hoarding assembly Lower tail seal	1 1	

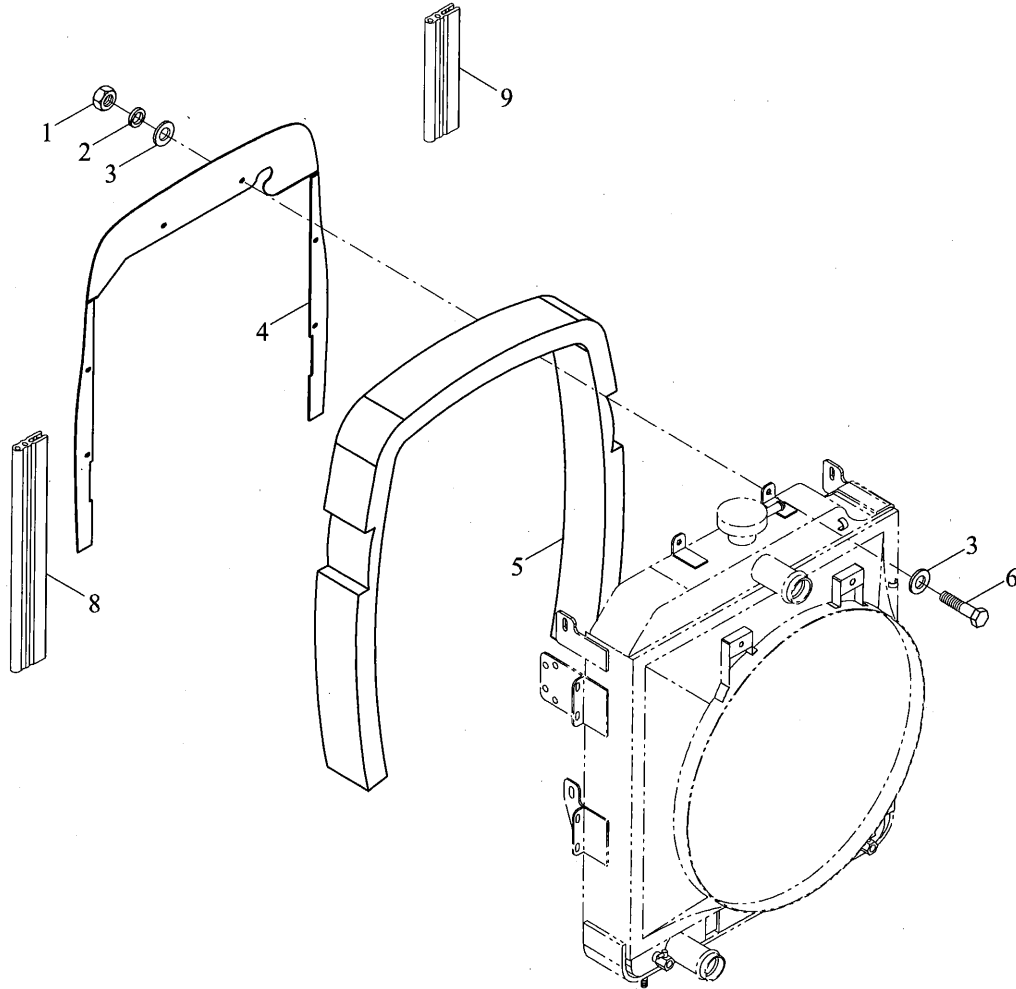
TD800.474B Hood lock assembly



TD800.474B Hood lock assembly

No.	Part code and specification	Part name	Quantity	Remark
	TD800.474B	Hood lock assembly	1	
1	GBT5783-M8X30-8.8-A2L	Bolt	2	
2	TD800.474B.4	Hood lock cylinder welding	1	
3	GBT93-8-A0P	Washer	2	
4	GBT96.1-8-A0P	Washer	2	
5	GBT5783-M6X20-8.8-A2L	Bolt	4	
6	TG1654.471A.2.1-01	Hood lock	1	
7	GBT97.1-6-A0P	Washer	5	
8	GBT91-1.6X32-A0P	Split Pin	1	
9	GBT93-6-A0P	Washer	5	
10	GBT6170-M6-8-A2L	Nut	5	
11	TD800.474B.2	Pull rod weldment	1	
12	TB450.473-02	Apron	1	
13	FT800A.47.056	Handle assembly	1	

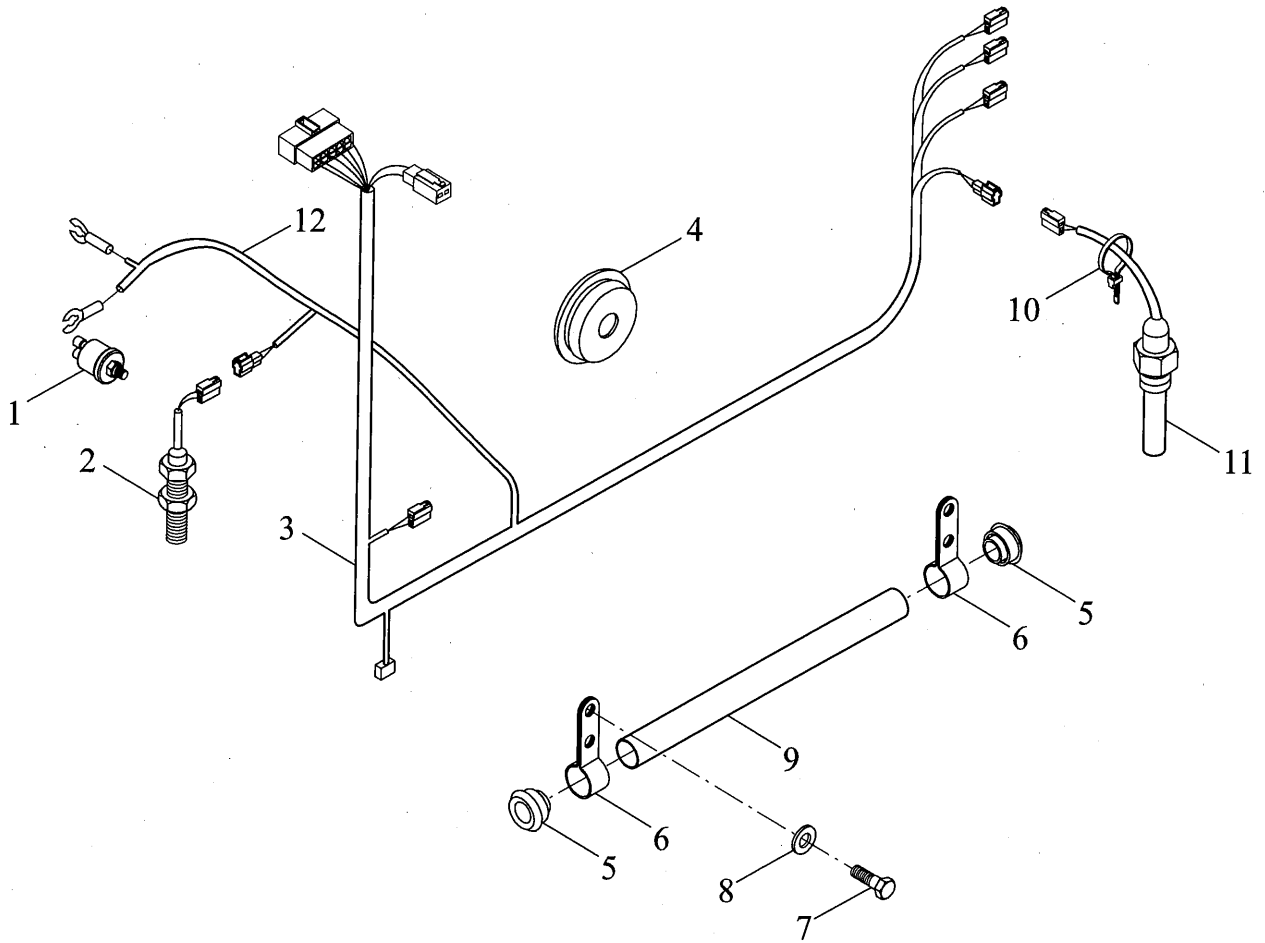
TD800.475M Hood seal assembly



TD800.475M Hood seal assembly

No.	Part code and specification	Part name	Quantity	Remark
1	TD800.475M	Hood seal assembly	1	
2	GB/T 6170-M6-8-A2L	Type 1 hexagon nut	6	
3	GB/T 93-6-A0P	Normal type single coil spring lock washer	6	
4	GB/T 97.1-6-A0P	Plain washer	6	
5	TD800.475M-01	Water tank sealing plate	1	
6	TD800.475B-01	Water tank sealing plate	1	
7	GB/T 5783-M6 × 20-8.8-A2L	Hex bolt	6	
8	TD800.475B-04	Sealing strip	1	
9	TD800.475B-07	Sealing layer 1	1	

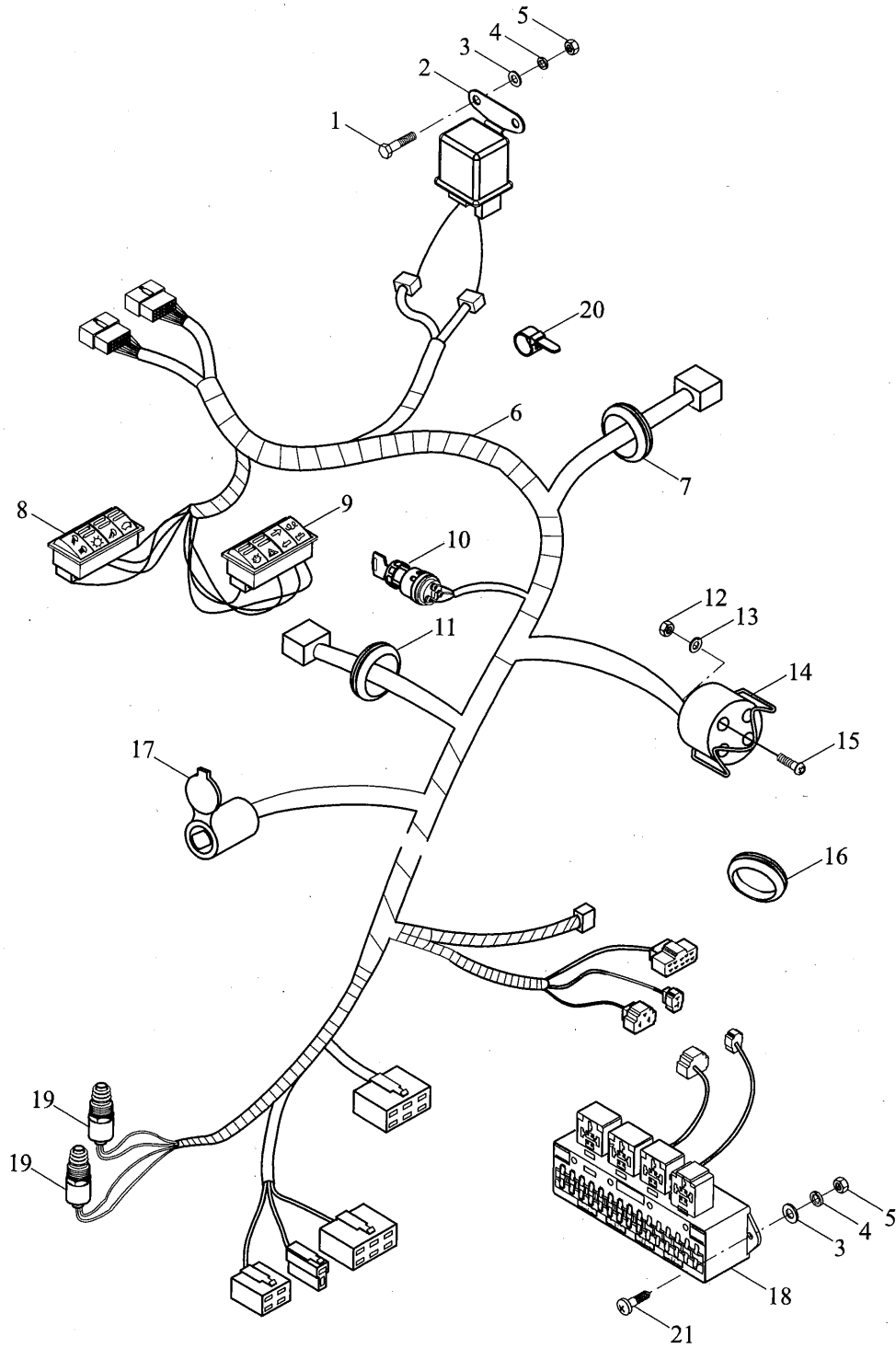
TC0548103000K Engine wiring harness assembly



TC0548103000K Engine wiring harness assembly

No.	Part code and specification	Part name	Quantity	Remark
	TC0548103000K	Engine wiring harness assembly	1	
1	FT65.48.073a	Oil pressure alarm	1	
2	TS10481010002	Speed sensor	1	
3	TC05481030001K	Engine wiring harness assembly	1	
4	FT800A.48L.101	Apron (1)	1	
5	FT800.48L.107	Retaining sleeve	2	
6	FT800.48L.108a	Fastening clip	2	
7	GB/T 5783-M10 × 20-8.8-A3L	Hexagon Head Bolt	2	
8	GB/T 97.1-10-A0P	Flat Washer	2	
9	FT800.48L.106	Wire casing	1	
10	Q67405100	Plastic Fasten Strip	4	
11	TC05481010002K	Water temperature sensor assembly	1	
12	TC05481030002K	Air conditioning dryer wiring harness	1	

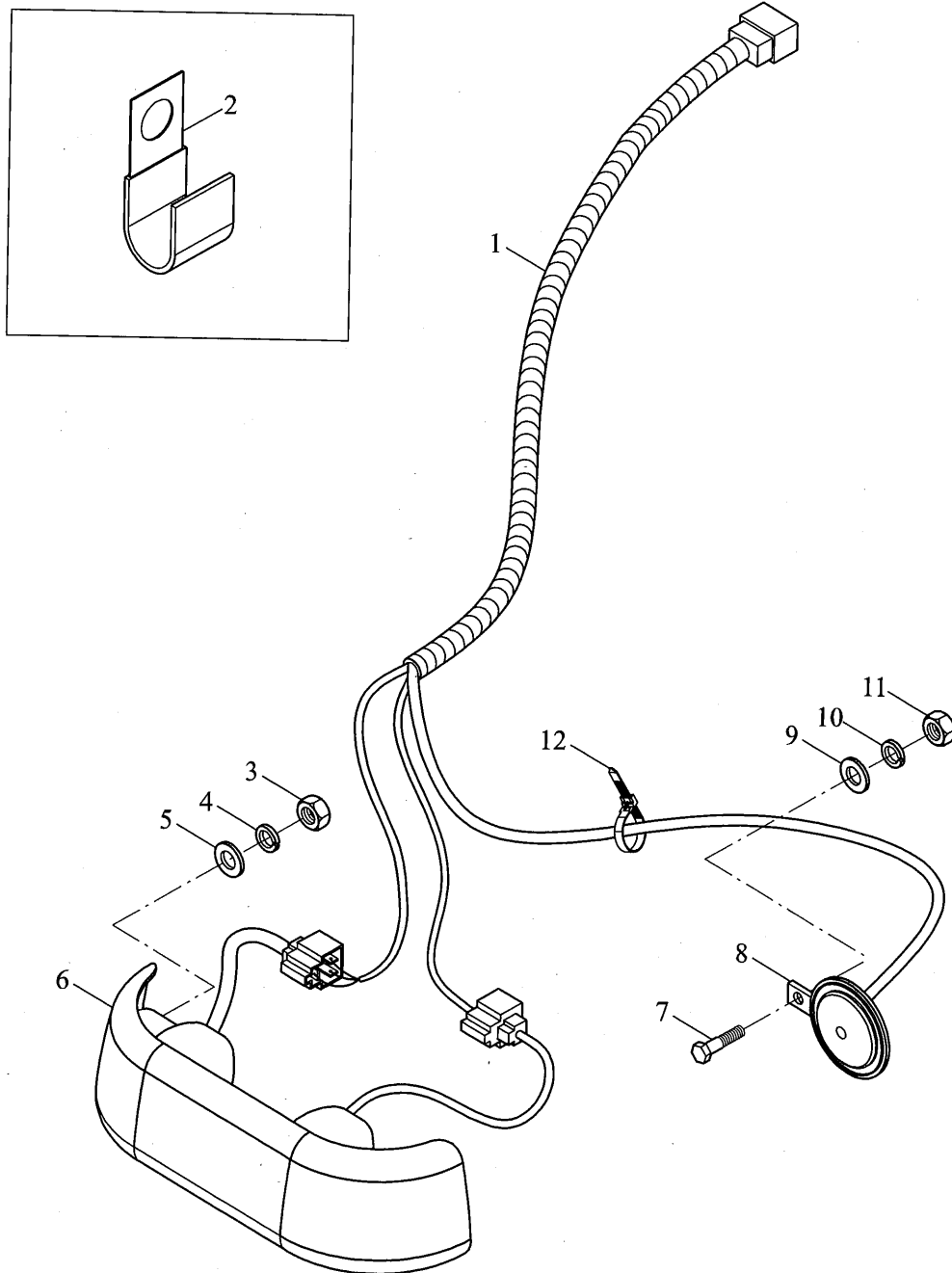
TC05482020000K Body harness assembly(003).



TC05482020000K Body harness assembly(003).

No.	Part code and specification	Part name	Quantity	Remark
	TC05482020000K	Body harness assembly	1	
1	GBT5783-M6X12-8.8-A2L	Head Bolt	2	
2	FT300.48.055	Starting Relay	1	
3	GBT97.1-6-A3L	Flat Washer	6	
4	GBT93-6-A3L	Normal type single coil spring lock washers	6	
5	GBT6170-M6-8-A2L	Hexagon Nut - Type 1	6	
6	TC05482020001K	Body harness assembly	1	
7	TC05482020002K	Apron (five)	1	
8	TD800.482F.4	Left plate switch	1	
9	FT65.48.652	Quadruple rocker switch (two)	1	
10	TB550.482.3	Ignition lock	1	
11	TC05482020003K	Apron	1	
12	GBT6170-M4-8-A2L	Hexagon Nut - Type 1	2	
13	GBT97.1-4-A3L	Flat Washer	2	
14	FT800.48B.068	Working lamp socket	1	
15	GBT68-M4X35-4.8-A1L	Slotted countersunk (flat) head screw	2	
16	TS08481010003K	Apron	1	
17	TC07482010002K	Charger socket	1	
18	TD950.482E.2	Central electrical box assembly	1	
19	TB550.484.2	Brake light switch	2	
20	3724D01-201	Loose tie	6	
21	GBT818-M6X25-4.8-A2L	Cross recessed pan head screw	4	

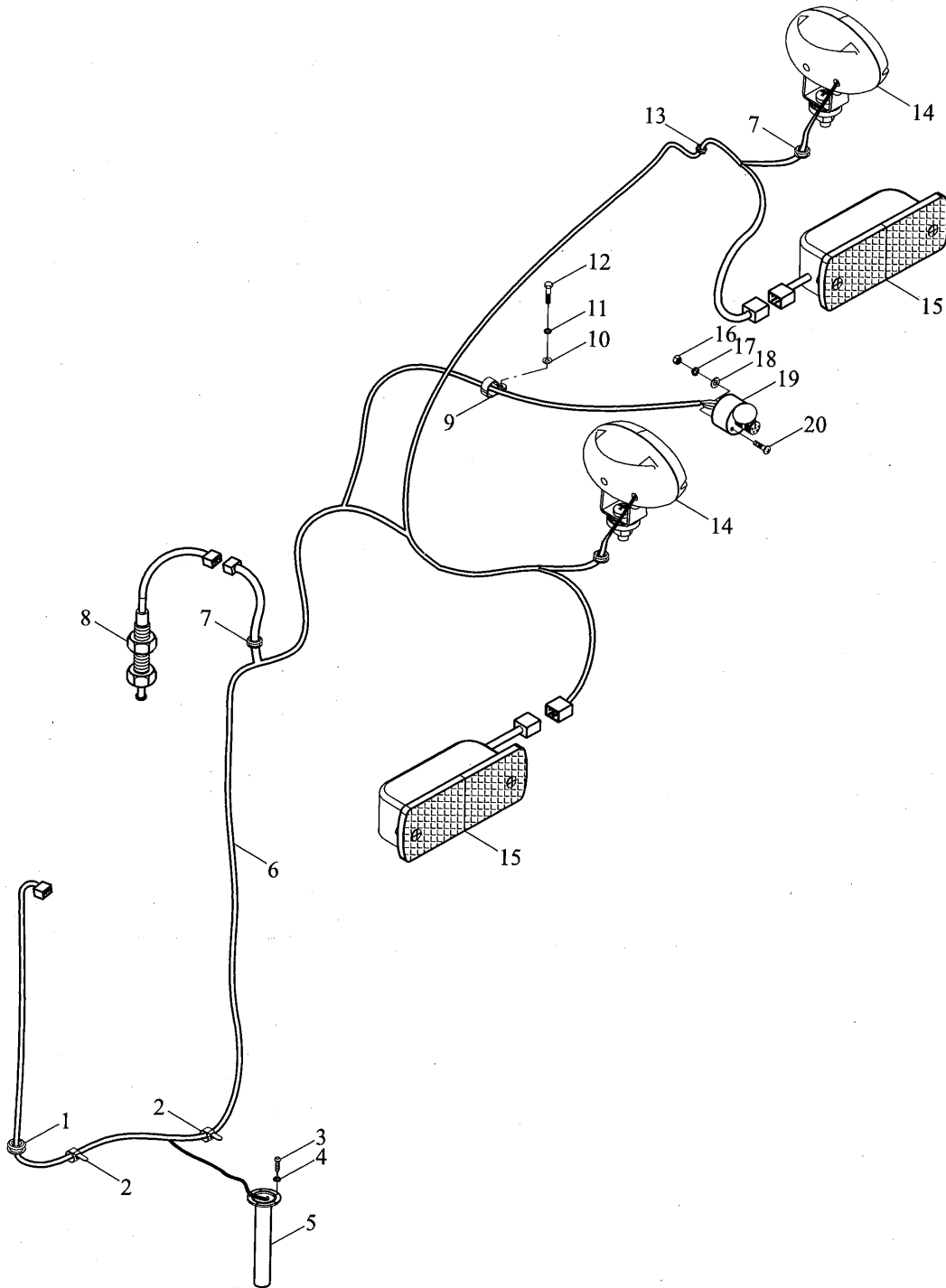
TC05483010000K Headlight harness assembly(001)



TC05483010000K Headlight harness assembly(001)

No.	Part code and specification	Part name	Quantity	Remark
	TC05483010000K	Headlight harness assembly	1	
1	TC05483010001K	Headlight harness assembly	1	
2	FT65.48.095	Harness fastening clip (1)	2	
3	GBT6170-M6-8-A2L	Hexagon Nut - Type 1	2	
4	GBT93-6-A0P	Normal type single coil spring lock washers	2	
5	GBT97.1-6-A0P	Flat Washer	2	
6	TC07483010002K	Headlight assembly	1	
7	GBT5783-M8X16-8.8-A2L	Hexagon Head Bolt	3	
8	FT65.48.340	Horn Assembly	1	
9	GBT97.1-8-A0P	Flat Washer	3	
10	GBT93-8-A0P	Normal type single coil spring lock washers	3	
11	GBT6170-M8-8-A2L	Hexagon Nut - Type 1	1	
12	Q67405100	Plastic Fasten Strip	1	

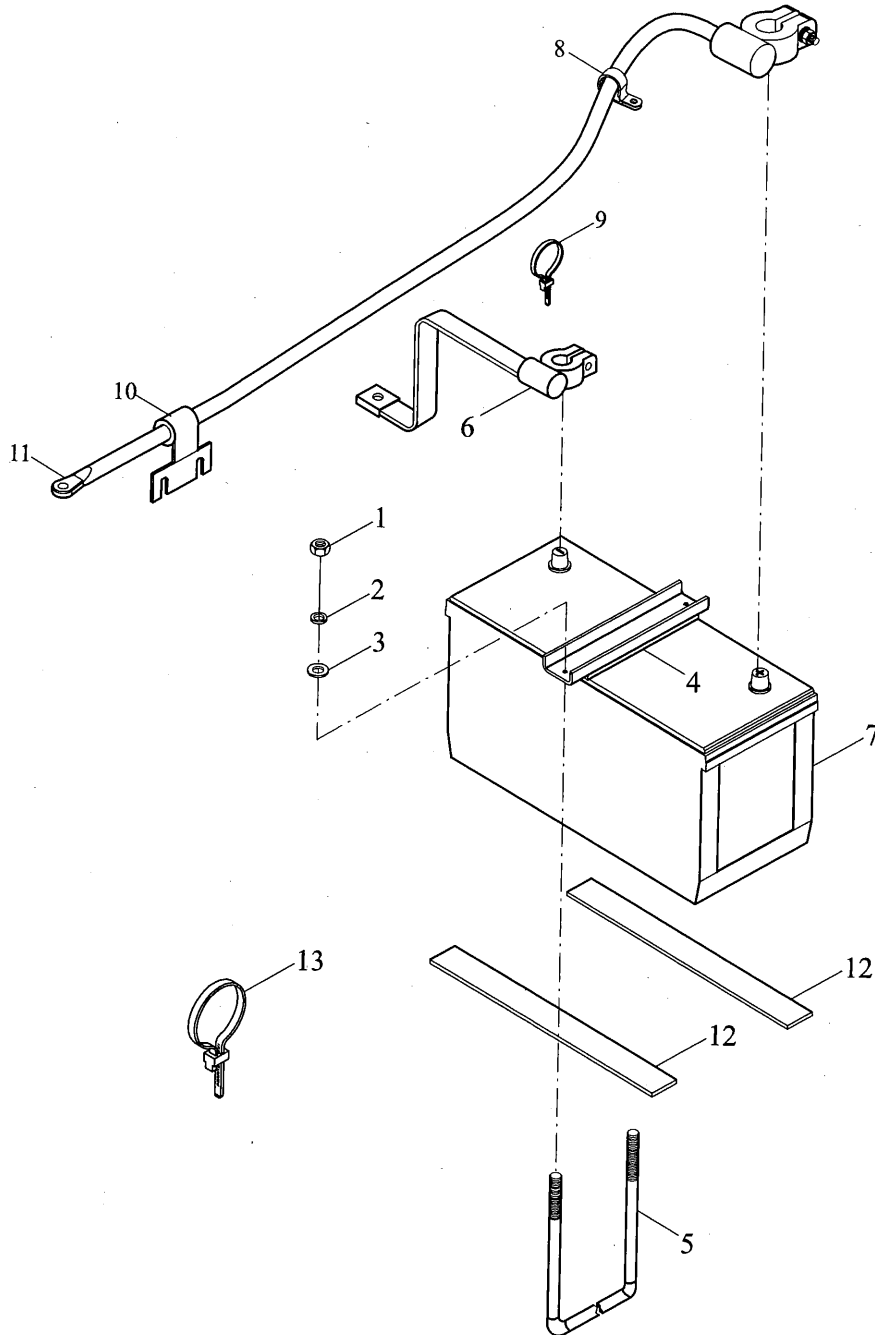
TC05484010000K Rear lamp wiring harness mounting assembly(005)



TC05484010000K Rear lamp wiring harness mounting assembly(005)

No.	Part code and specification	Part name	Quantity	Remark
1	TC05484010000K	Rear lamp wiring harness mounting assembly	1	
2	TS08484010004K	Through apron	1	
3	3724D01-201	Loose tie	6	
4	GBT818-M4X10-4.8-A2L	Cross recessed pan head screw	5	
5	GBT93-4-A3L	Normal type single coil spring lock washers	5	
6	TD800.484.2	Oil quantity sensor	1	
7	TC05484030002K	The rear wire harness assembly	1	
8	FT65.48.094	Threading apron (two)	3	
9	FT800A.48L.088	Parking brake switch	1	
10	FT800A.48L.106	Harness clamp	1	
11	GBT97.1-12-A3L	Flat Washer	1	
12	GBT93-12-A3L	Normal type single coil spring lock washers	1	
13	GBT5783-M12X25-8.8-A3L	Hexagon Head Bolt	1	
14	FT65.48.092	Threading apron (three)	2	
15	TC02484020003	Rear work light assembly	2	
16	TD800.484B.2	Rear taillight assembly	2	
17	GBT6170-M5-8-A2L	Hexagon Nut - Type 1	3	
18	GBT93-5-A3L	Normal type single coil spring lock washers	3	
19	GBT97.1-5-A3L	Flat Washer	3	
20	TD900.484.2	Rear trailer socket	1	
21	GBT819.1-M5X35-4.8-A1L	Cross Recessed Countersunk Head Screw	3	

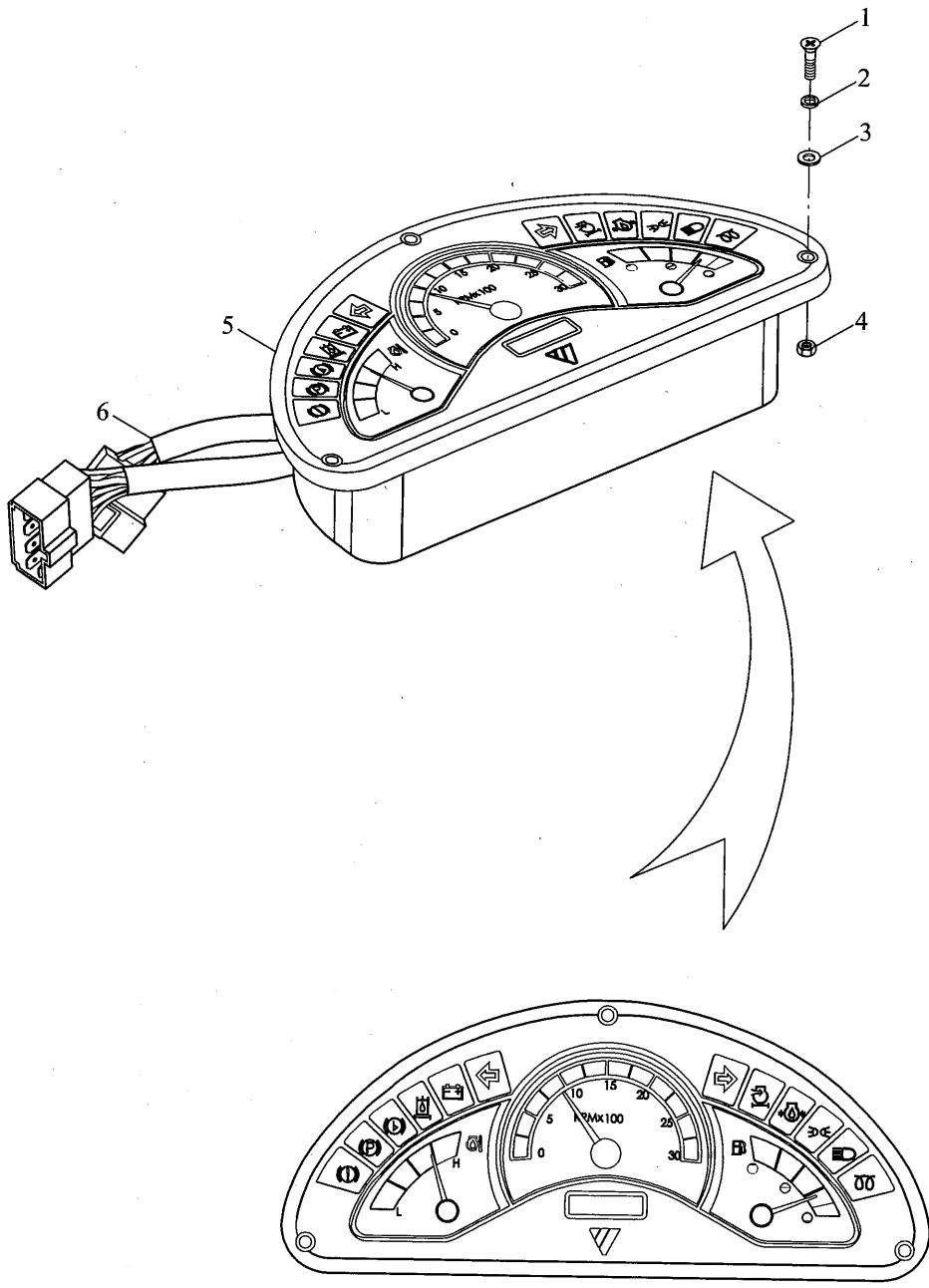
TD800.485A Battery mounting assembly(012)



TD800.485A Battery mounting assembly(012)

No.	Part code and specification	Part name	Quantity	Remark
	TD800.485A	Battery mounting assembly	1	
1	GBT6170-M8-8-A2L	Type 1 hexagon nut	2	
2	GBT93-8-A0P	Normal type single coil spring lock washers	2	
3	GBT97.1-8-A0P	Flat Washer	2	
4	TG1204.485-02	Battery clamp	1	
5	TG1204.485-01	Battery U tie rod	1	
6	FT65.48.091	Battery wire	1	
7	TG1204.485.1	Battery assembly	1	
8	TD800.485A-03	Fixing clip	1	
9	Q67405200	Plastic Fasten Strip	1	
10	FT65.48.112	Power cord fixing plate	1	
11	FT65.48.090a	Battery power cable	1	
12	TB450.485.1	Shock absorber	2	
13	TC05485010010	Double tie	1	

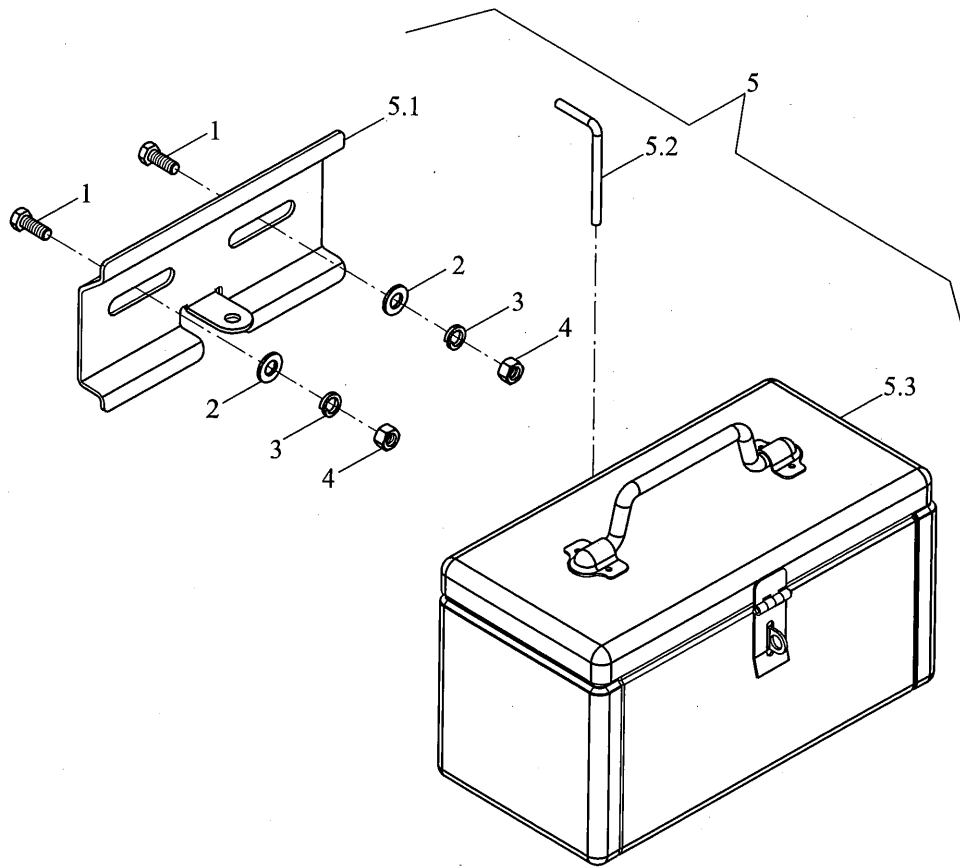
TC07487010000K Combination instrument installation assembly



TC07487010000K Combination instrument installation assembly

No.	Part code and specification	Part name	Quantity	Remark
	TC07487010000K	Combination instrument installation assembly	1	
1	GB/T 68-M5 × 20-4.8-A2L	Slotted countersunk (flat) head screw	3	
2	GB/T 93-5-A0P	Normal type single coil spring lock washers	3	
3	GB/T 95-5-A0P	Flat Washer	3	
4	GB/T 6170-M5-8-A2L	Type 1 hexagon nut	3	
5	TD800.487M.1	Combined instrument assembly	1	
6	TC07487010001K	Transition line assembly	1	

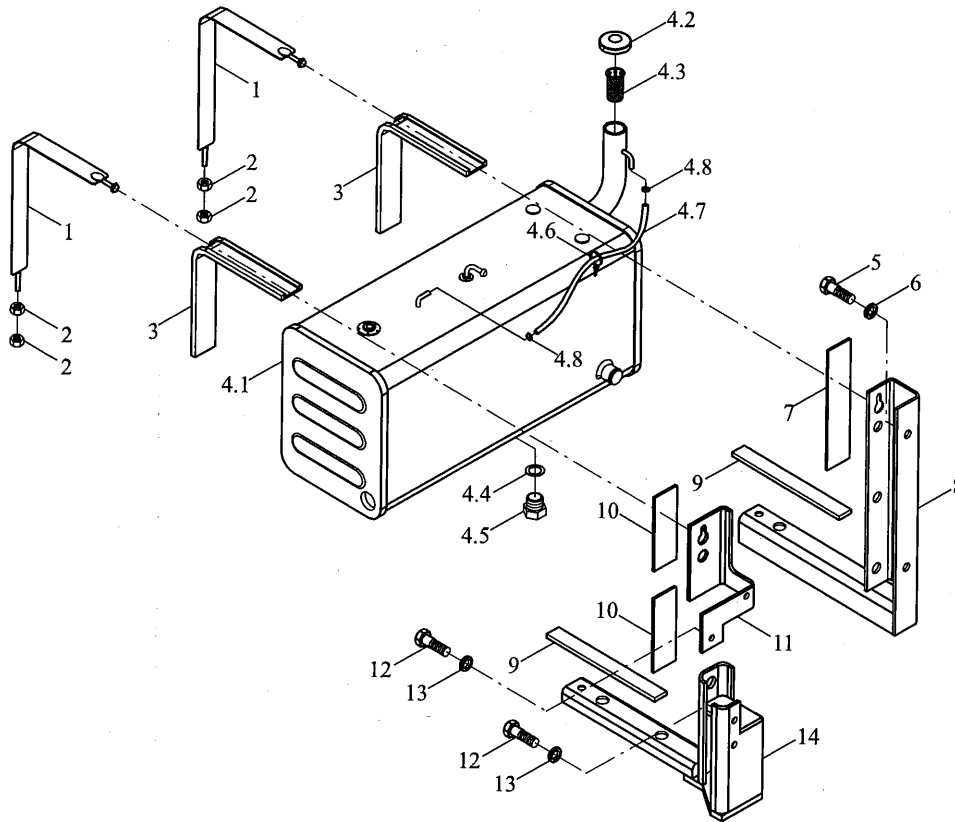
FT300.49.001 Tool kit assembly



FT300.49.001 Tool kit assembly

No.	Part code and specification	Part name	Quantity	Remark
1	GBT5783-M12X35-8.8-A3L	Hex bolt	2	
2	GBT97.1-12-A0P	Plain washer	2	
3	GBT93-12-A0P	Normal type single coil spring lock washer	2	
4	GBT6170-M12-8-A3L	Type 1 hexagon nut	2	
5	TB400.49.1	Toolbox supply assembly	1	
5.1	FT65.49.103	Fixed support plate	1	
5.2	FT65.49.102	Plug	1	
5.3	TB400.49.1.1	Toolbox welding riveting assembly	1	

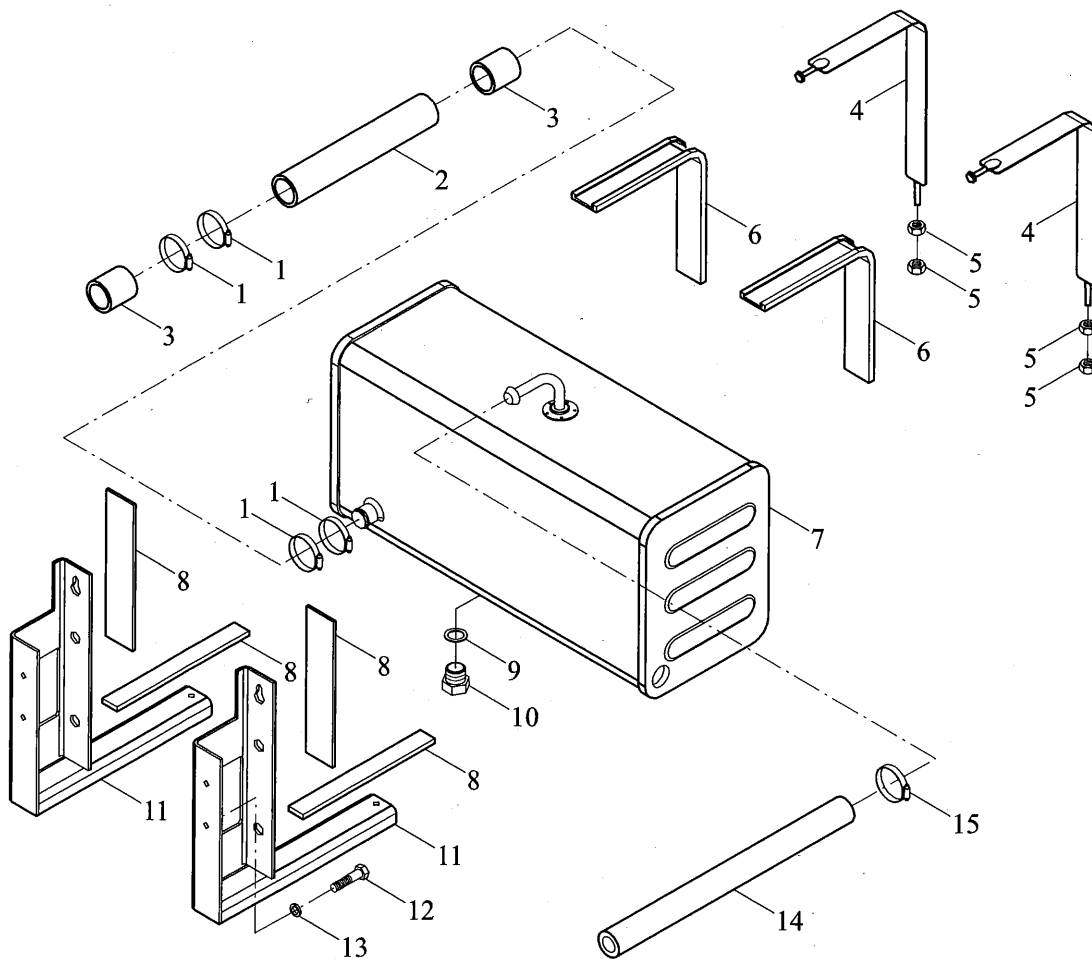
TD800.501A Main oil tank mounting assembly



TD800.501A Main oil tank mounting assembly

No.	Part code and specification	Part name	Quantity	Remark
	TD800.501A	Main oil tank mounting assembly	1	
1	FT800A.50.051	Main oil tank belt assembly	2	
2	GBT6170-M10-10-A3L	Type 1 hexagon nut	4	
3	FT800A.50.209	Main oil tank rubber strip	2	
4	TD800.501A.1	Main fuel tank assembly	1	
4.1	TD800.501A.1.2	The main fuel tank welding	1	
4.2	TD800.501A.1.1	Tank cap	1	
4.3	FT300.50.015	Strainer Assembly	1	
4.4	TS09580010005	O shaped ring 13.3X2.2-M16X1.5	1	
4.5	FT65.50.226	Oil Discharging Screw Plug	1	
4.6	Q67405300	Plastic Fasten Strip	3	
4.7	TD800.501A.1-01	Breathing hose	1	
4.8	Q67627	B-Type Worm Transmission Hose Clamp	2	
5	GBT5783-M16X30-8.8-A3L	Hexagon Head Bolt	2	
6	GBT93-16-A0P	Normal type single coil spring lock washers	2	
7	FT800A.50.207	Main oil tank rubber pad (1)	1	
8	TD800.501.2	The main fuel tank bracket	1	
9	TD800.502-01	Tank gasket	2	
10	TD800.501-05	Oil tank pad	2	
11	TD800.501.3	On the bracket	1	
12	GBT5783-M10X20-8.8-A3L	Hexagon Head Bolt	4	
13	GBT93-10-A0P	Normal type single coil spring lock washers	4	
14	TD800.501.4	Under the bracket	1	

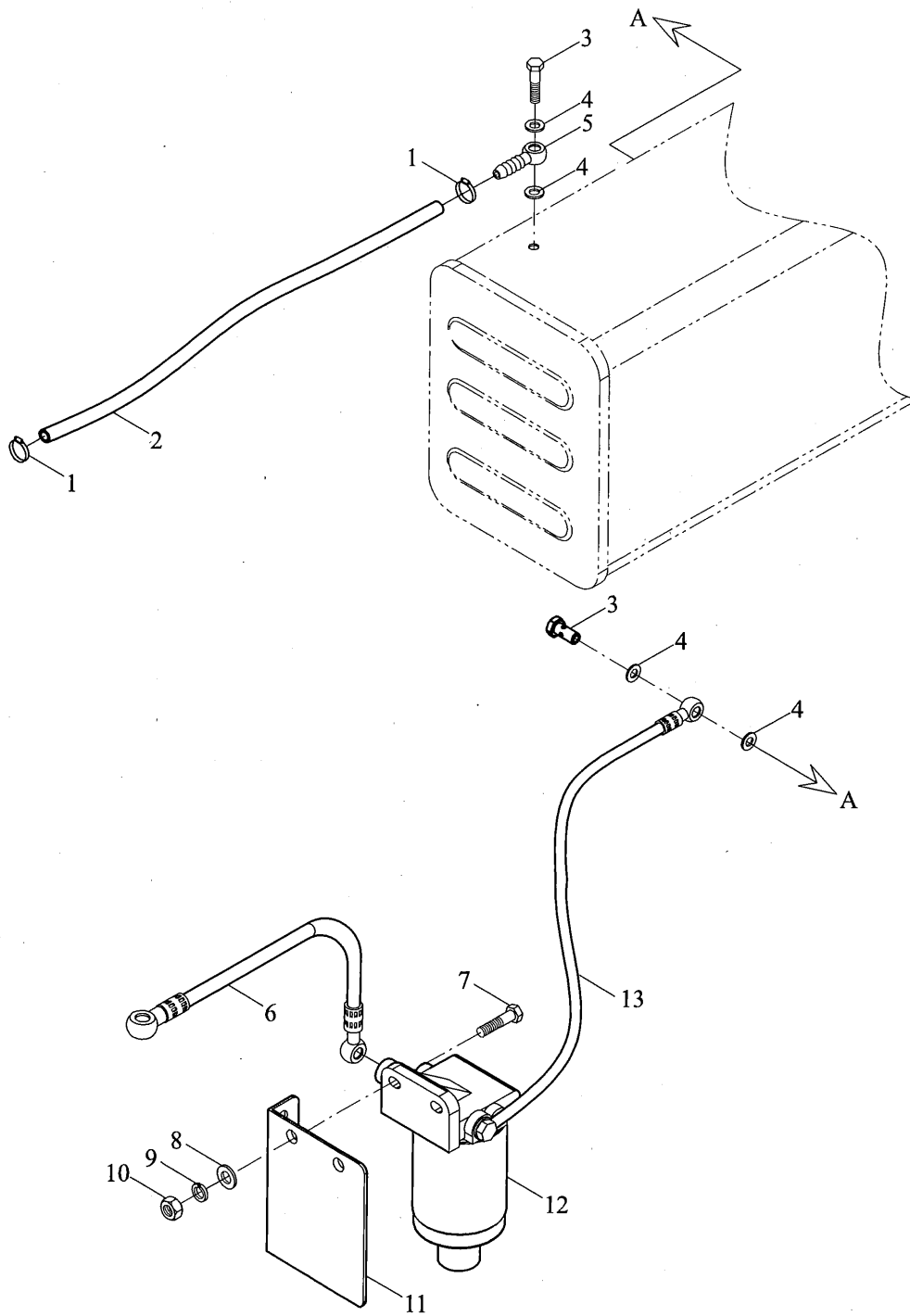
TD800.502 Auxiliary fuel tank mounting assembly



TD800.502 Auxiliary fuel tank mounting assembly

No.	Part code and specification	Part name	Quantity	Remark
	TD800.502	Auxiliary fuel tank mounting assembly	1	
1	Q67645	B-Type Worm Transmission Hose Clamp	4	
2	TD800.502-03a	Main auxiliary tank connection pipe	1	
3	TD800.502-05	Rubber connecting pipe	2	
4	TD800.502.3	The auxiliary fuel tank strap welding	2	
5	GBT6170-M10-8-A3L	Hexagon Nut - Type 1	4	
6	TD800.502-02	Auxiliary fuel tank strap rubber strip	2	
7	TD800.502.1	The auxiliary fuel tank welding	1	
8	TD800.502-01	Tank gasket	4	
9	TS09580010005	O shaped ring 13.3X2.2-M16X1.5	1	
10	FT65.50.226	Oil drain plug	1	
11	TD800.502.2	The auxiliary fuel tank bracket	2	
12	GBT5783-M10X20-8.8-A3L	Hexagon Head Bolt	4	
13	GBT93-10-A0P	Normal type single coil spring lock washers	4	
14	TD800.505-01	Breathing hose	1	
15	Q673B23	Steel Band Type Elastic Hoop	2	

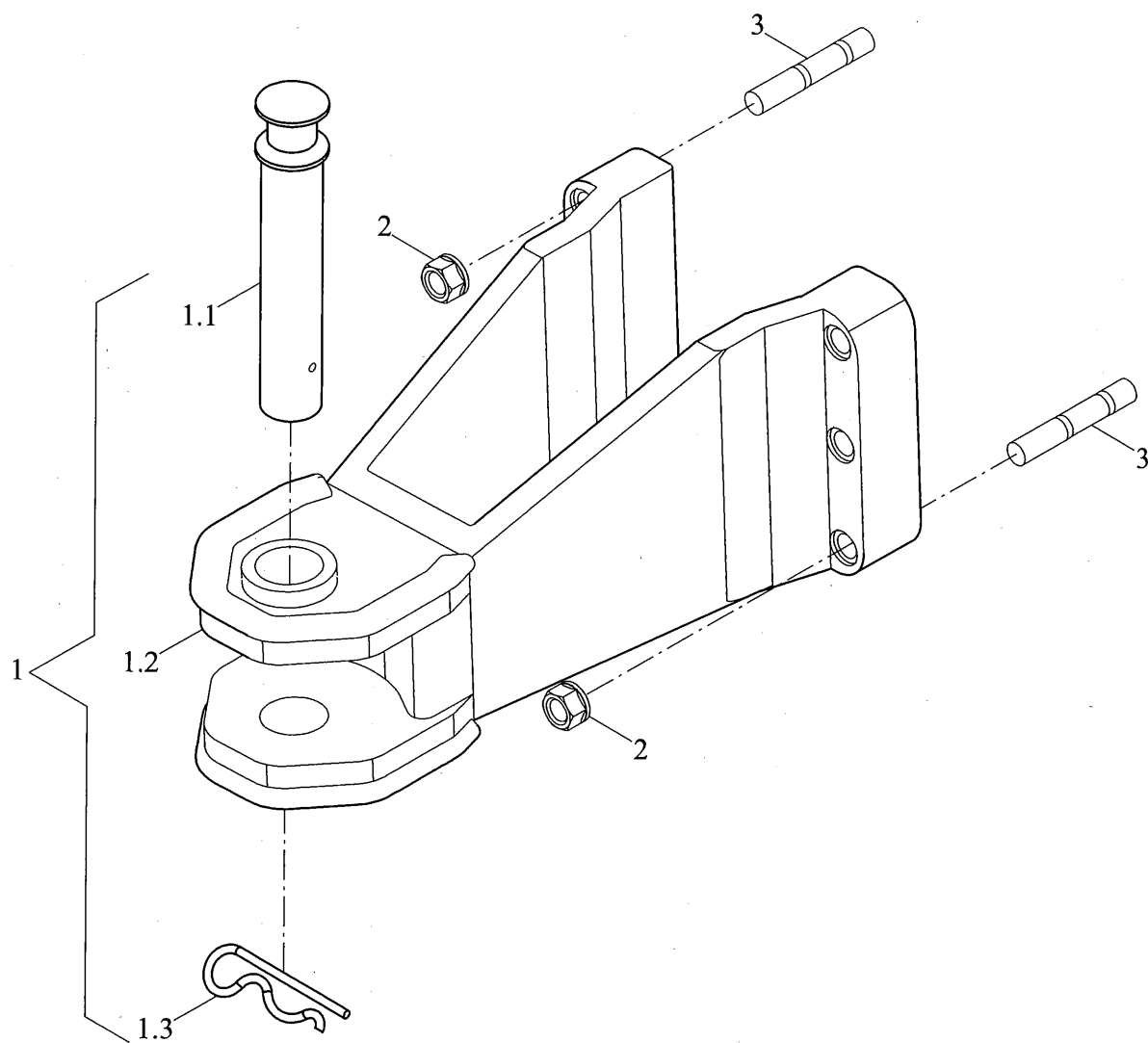
TD800.503C Inlet and outlet pipe assembly



TD800.503C Inlet and outlet pipe assembly

No.	Part code and specification	Part name	Quantity	Remark
	TD800.503C	Inlet and outlet pipe assembly	1	
1	Q67627	B-Type Worm Transmission Hose Clamp	2	
2	FT700.50G.121	Oil return pipe	1	
3	FT65.50.106	Hollow bolt	2	
4	JBT982-14	Combined Seal Gasket	4	
5	FT800A.50.162	Tubing joint	1	
6	TD800.503C.1	Oil pipe assembly	1	
7	GBT5783-M8X30-8.8-A2L	Hexagon Head Bolt	2	
8	GBT97.1-8-A0P	Flat Washer	2	
9	GBT93-8-A0P	Normal type single coil spring lock washers	2	
10	GBT6170-M8-8-A2L	Hexagon Nut - Type 1	2	
11	TD800.503A-01	Mounting bracket	1	
12	FT800A.50.061a	Spin filter assembly	1	
13	TD800.503J.1	Oil pipe assembly	1	

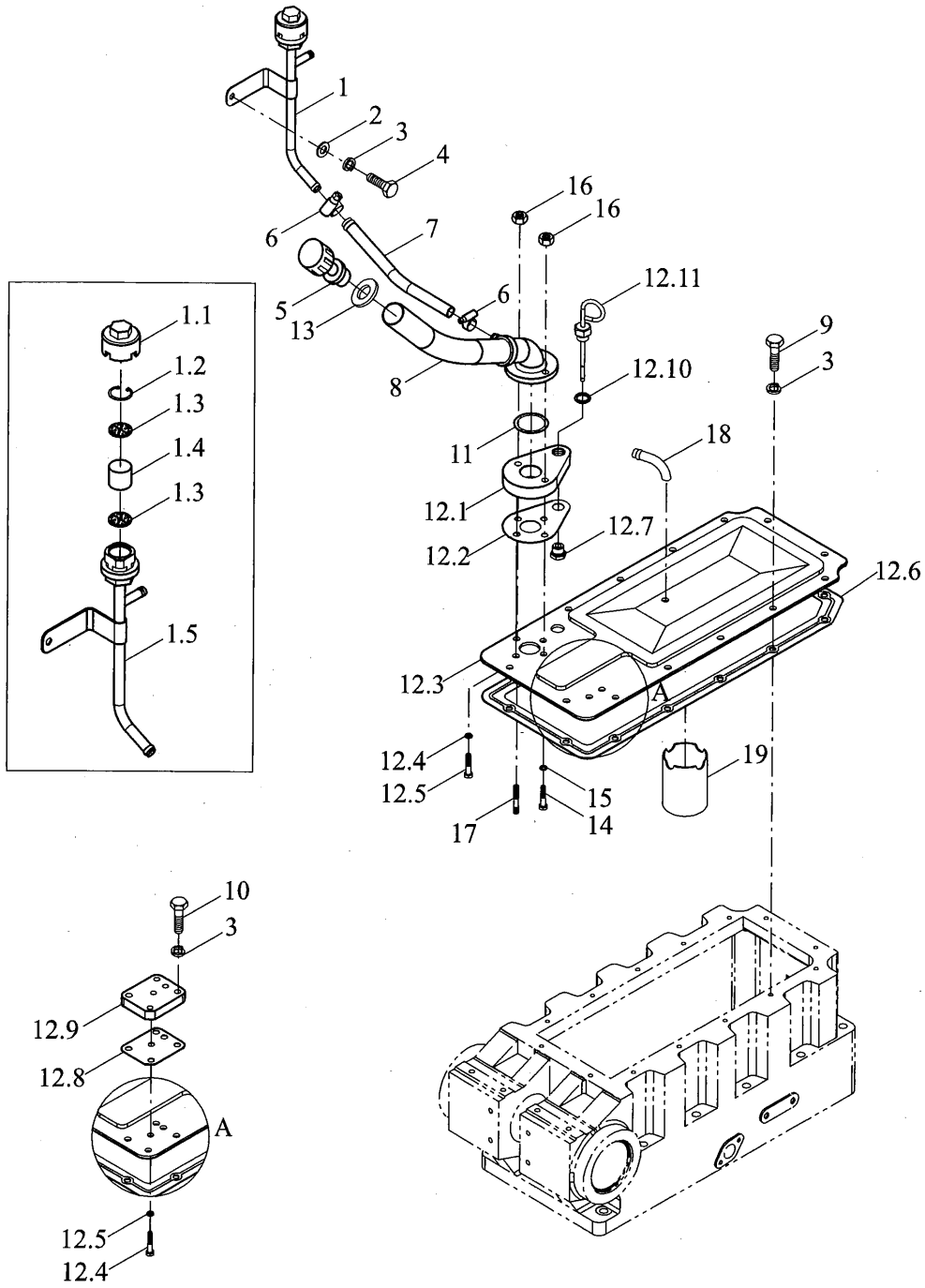
FT800.53.001 Trailing device assembly



FT800.53.001 Trailing device assembly

No.	Part code and specification	Part name	Quantity	Remark
	FT800.53.001	Trailing device assembly	1	
1	FT800.53.010	Trailer combination device assembly	1	
1.1	FT800.53.102	Hook pin	1	
1.2	FT800.53.101	Towing rack	1	
1.3	FT800.53.111	Spring latch	1	
2	SPL-CO-M16-F3	Six angle nut	6	
3	GBT899-GM16-M16X75-10.9-A3L	Double end stud	6	

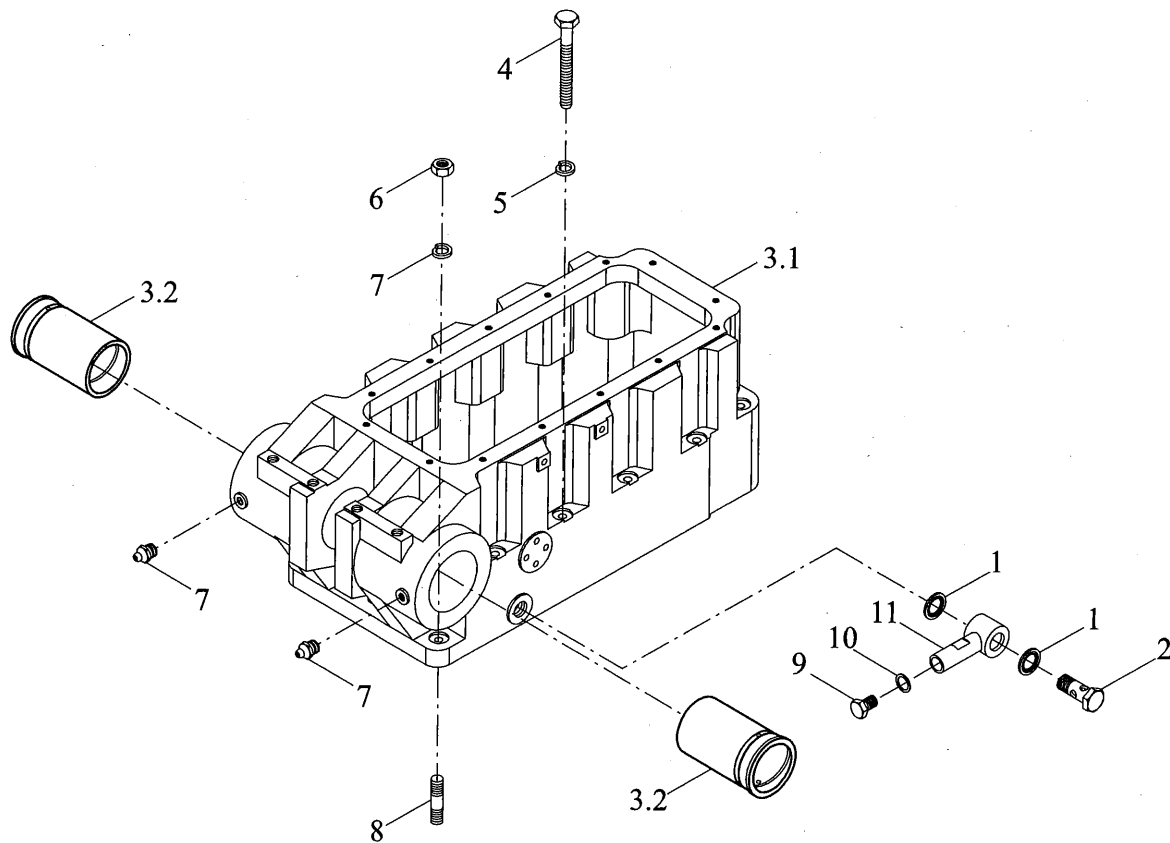
TD800.55 Lift assembly-1



TD800.55 Lift assembly-1

No.	Part code and specification	Part name	Quantity	Remark
	TD800.55	Lift assembly	1	
1	TD800.55.6a	Breather assembly	1	
1.1	FT700.55D.136	Breather cap	1	
1.2	GBT893.1-26	Circlip for hole	1	
1.3	FT650.40.167	Seat Plate	2	
1.4	FT700.55D.109	Respirator filter	1	
1.5	TD800.55.6a.1	The respirator body welding	1	
2	GBT97.1-8-A0P	Flat Washer	1	
3	GBT93-8-A0P	Normal type single coil spring lock washers	15	
4	GBT5783-M8X16-8.8-A2L	Hexagon Head Bolt	1	
5	TA700.55A.7-01a	Oil filling screw plug	1	
6	Q67522	A type worm drive hose ring	2	
7	TD800.55.3-01	Connecting Rubber Pipe	1	
8	TD800.55.3a.1b	Oil filler welding assembly	1	
9	GBT5783-M8X20-8.8-A2L	Hexagon Head Bolt	14	
10	GBT5782-M8X45-8.8-A2L	Hexagon Head Bolt	3	
11	GBT3452.1-36.5X2.65G	O-Ring	1	
12	TD800.55.8	Upper cover assembly	1	
12.1	TD800.55.8-03	Filler block	1	
12.2	TD800.55.8-04	Filler plug	1	
12.3	TD800.55.8-01	Upper cover base	1	
12.4	GBT5783-M8X16-8.8-A2L	Hexagon Head Bolt	4	
12.5	GBT93-8-A0P	Normal type single coil spring lock washers	4	
12.6	TD800.55.8-02	Upper cover gasket	4	
12.7	TD800.55.8-06	Bearing pad	1	
12.8	TD800.55.8-05	Bearing pad	1	
12.9	TD800.55.8-07	Hollow plug	1	
12.10	JBT982-16	Combined Seal Gasket	1	
12.11	FT800.55A.011	Oil level gauge assembly	1	
13	JBT982-33	Combined Seal Gasket	1	
14	GBT5783-M8X45-8.8-A2L	Hexagon Head Bolt	1	
15	JBT982-8	Combined Seal Gasket	1	
16	GBT6170-M8-8-A2L	Hexagon Nut - Type 1	2	
17	GBT899-M8X45-8.8-A2L	Stud Bolt	1	
18	TD800.55.8-09	Breathing tube	1	
19	TD800.55.8-10	Respirator isolation tube	1	

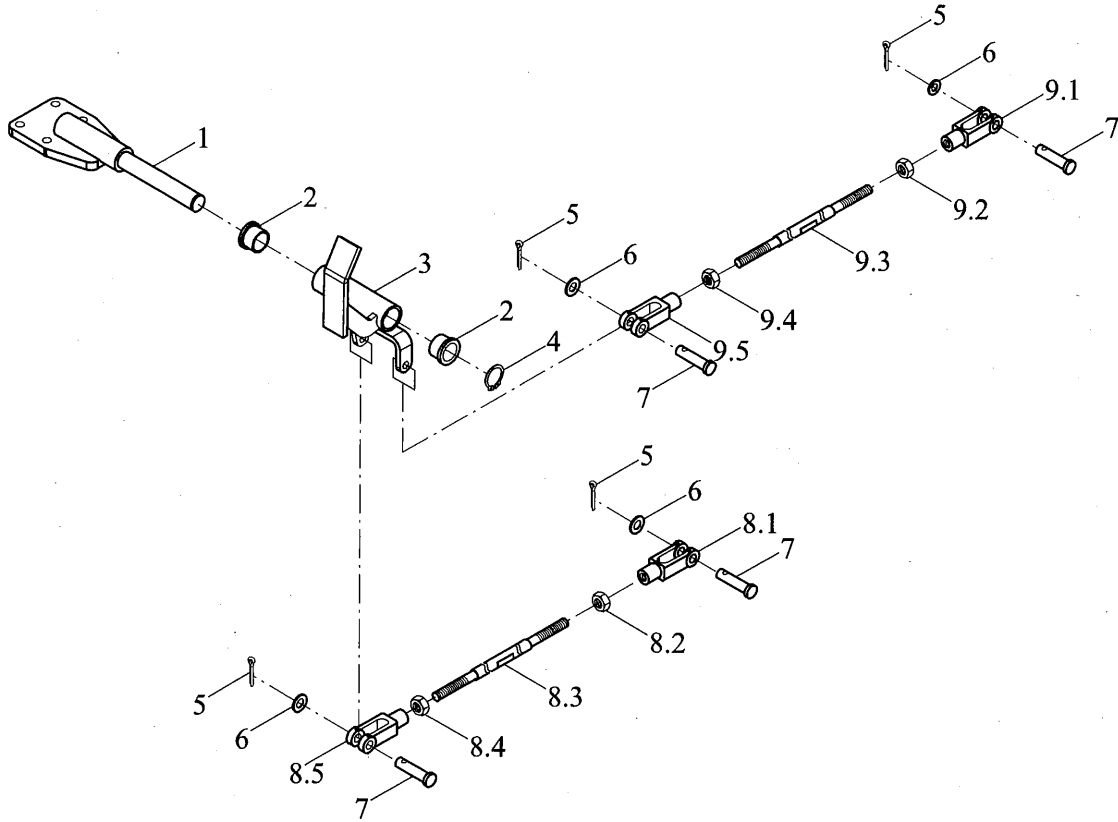
TD800.55 Lift assembly-2



TD800.55 Lift assembly-2

No.	Part code and specification	Part name	Quantity	Remark
	TD800.55	Lift assembly	1	
1	JBT982-24	Combined Seal Gasket	2	
2	FT800.55A.118	Hollow bolt	1	
3	FT800.55A.015	A lifter shell pressing assembly	1	
3.1	FT800.55A.103	Lifter shell	1	
3.2	FT800.55A.111	Copper sleeve	2	
4	TD800.55-02	Hexagon Head Bolt	10	
5	TB404.312B-01	Washer	10	
6	SPL-CO-M12-10-F3	Six angle nut	3	
7	JBT7940.1-M10X1	Straight hydraulic grease nipple	2	
8	GBT899-GM12-M12X40-10.9-A3L	Stud Bolt	3	
9	Q617B18	Hexagon Screw Plug	1	
10	JBT982-18	Combined Seal Gasket	1	
11	FT800.55A.016	Hinge assembly	1	

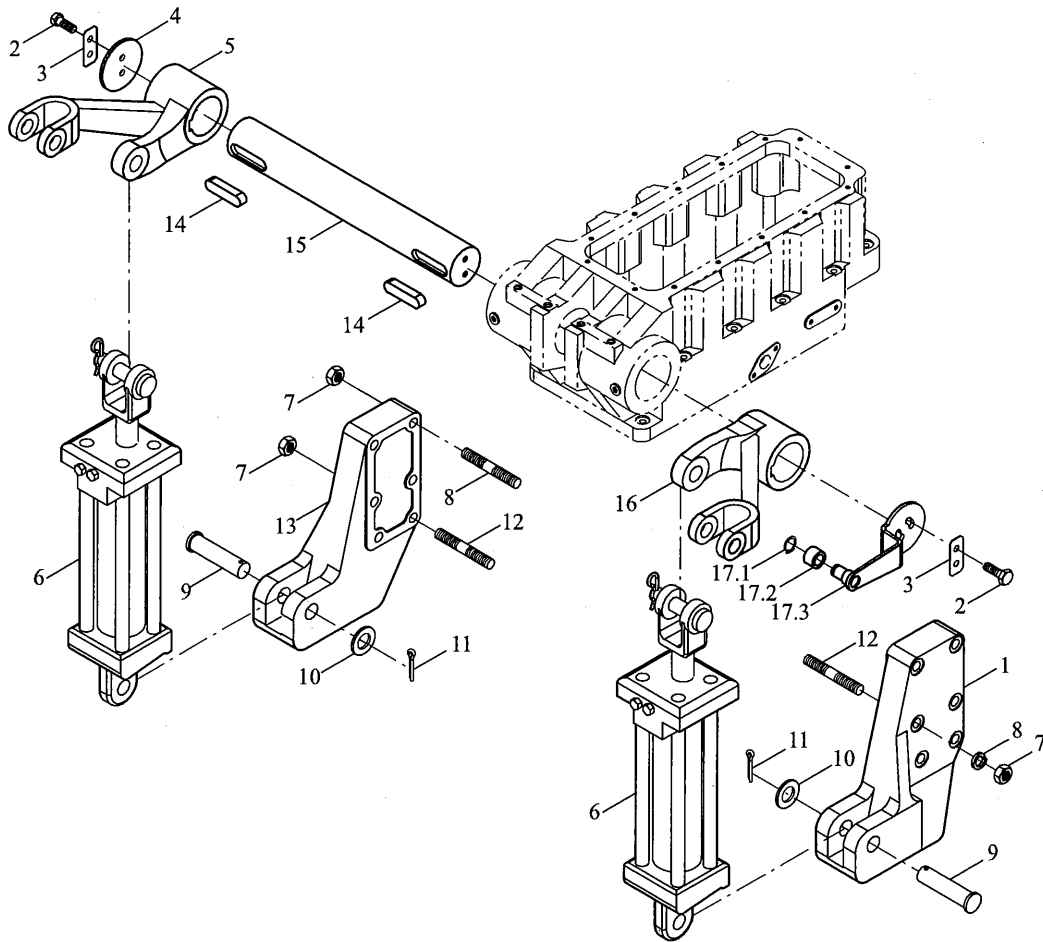
TD800.55 Lift assembly-3



TD800.55 Lift assembly-3

No.	Part code and specification	Part name	Quantity	Remark
	TD800.55	Lift assembly	1	
	TD800.55.2a	Feedback mechanism assembly	1	
1	TD800.55.2.3	Bearing assembly	1	
2	TD800.55.2a-01	Nylon jacket	2	
3	TD800.55.2.1a	Rocker Weldment	1	
4	GBT894.1-20	Circlip for shaft	1	
5	GBT91-3.2X16-A0P	Split Pin	4	
6	GBT97.1-8-A0P	Flat Washer	4	
7	GBT882-B8X30	Axis Pin	4	
8	TD800.55.2.2	Adjusting rod assembly	1	
8.1	TD800.55.2.2-01	Right-hand fork	1	
8.2	GBT6170-M8-8-A2L	Hexagon Nut - Type 1	1	
8.3	TD800.55.2.2-02	Regulating rod	1	
8.4	GBT6170-M8-LH-8-A2L	Hexagon Nut - Type 1	1	
8.5	TD800.55.2.2-03	Left-hand fork	1	
9	TD800.55.2a.4	Adjusting screw assembly 1	1	
9.1	TD800.55.2.2-01	Right-hand fork	1	
9.2	GBT6170-M8-A2L	Hexagon Nut - Type 1	1	
9.3	TD800.55.2A.4-01	Regulating rod	1	
9.4	GBT6170-M8-LH-A2L	Hexagon Nut - Type 1	1	
9.5	TD800.55.2.2-03	Left-hand fork	1	

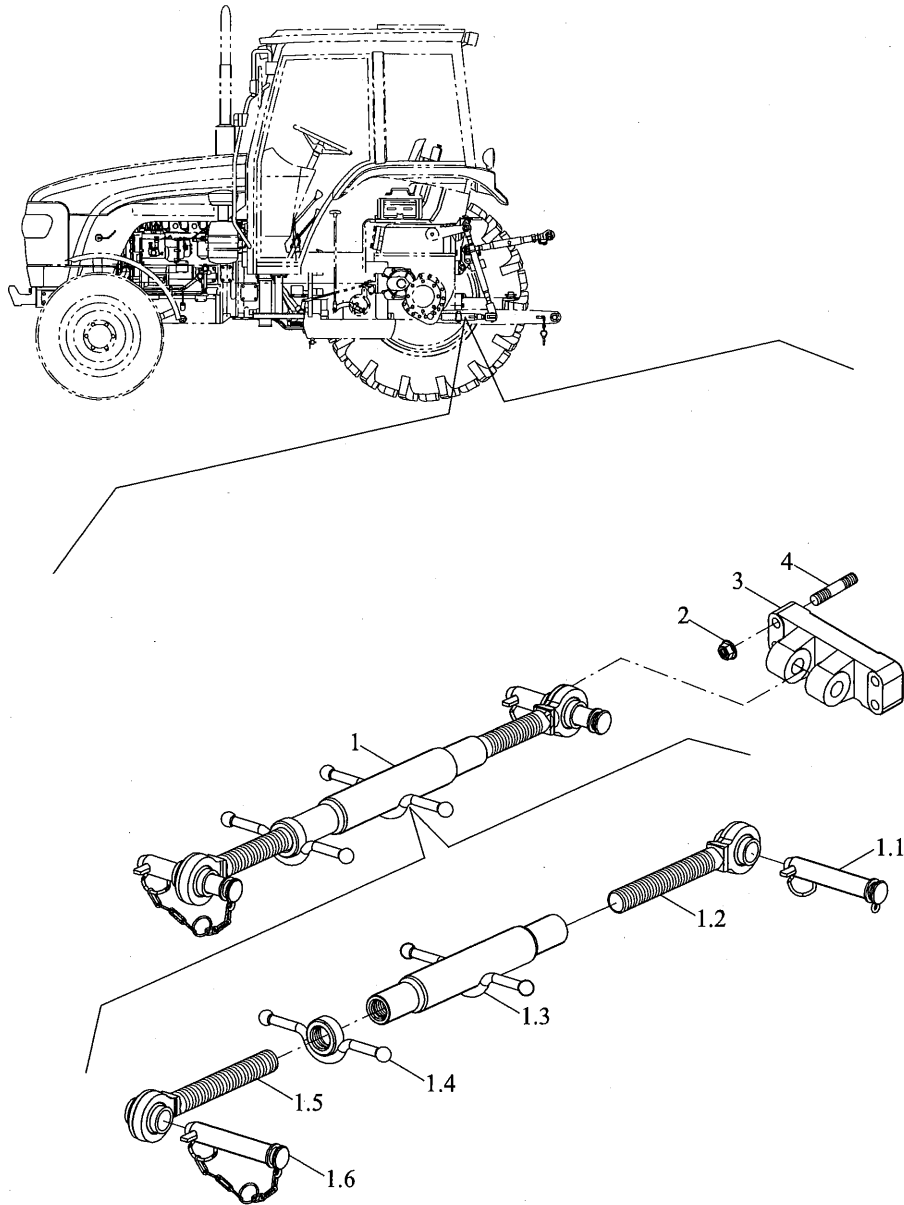
TD800.55 Lift assembly-4



TD800.55 Lift assembly-4

No.	Part code and specification	Part name	Quantity	Remark
	TD800.55	Lift assembly	1	
1	FT800.55A.114C	Right cylinder bracket	1	
2	GBT5783-M10X20-8.8-A3L	Hexagon Head Bolt	4	
3	FT800.55A.112	Stop pad	2	
4	FT800.55A.115	Lifting arm plate	1	
5	TD800.55.4	Eft lift arm compression	1	
6	FT800.55A.012	Lift cylinder assembly	2	
7	SPL-CO-M18-F3	Six angle nut	12	
8	GBT899-GM18-M18X65-10.9-A3L	Stud Bolt	8	
9	FT800.55A.116	Axis Pin	2	
10	FT800.55A.105	Washer	2	
11	GBT91-6.3X40-A0P	Split Pin	2	
12	GBT899-GM18-M18X55-10.9-A3L	Double end stud	4	
13	FT800.55A.104c	Left cylinder bracket	1	
14	GBT1096-20X12X80	Flat Key	2	
15	FT800.55A.107	Lifting shaft	1	
16	TD800.55.5	Right ascension arm compression	1	
17	TD800.55.1	Feedback arm assembly	1	
17.1	GBT894.1-20	Circlip for shaft	1	
17.2	TD800.55.1-01	Rolling Wheel	1	
17.3	TD800.55.1.1	Feedback arm welding	1	

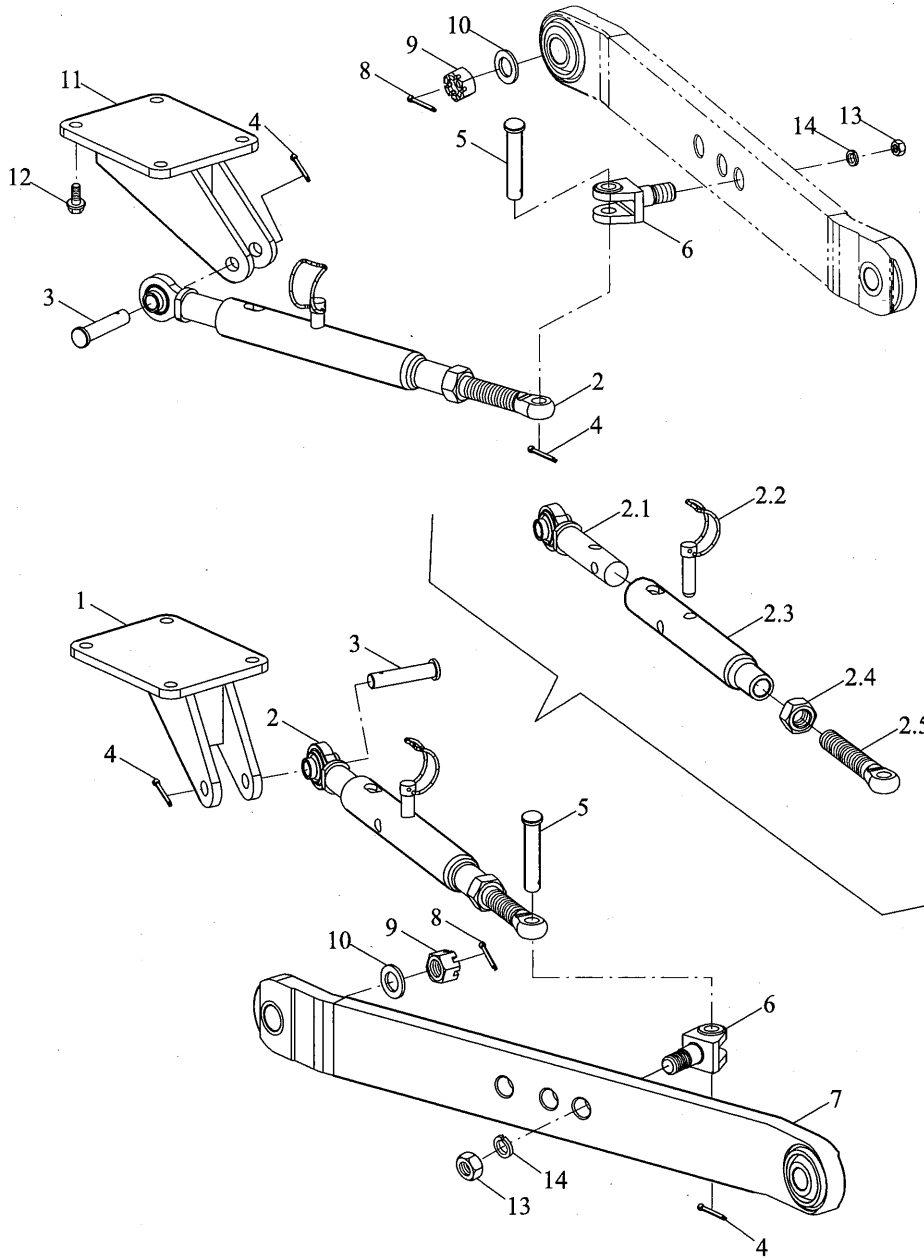
FT800.56A.001 Suspension assembly-1 (011)



FT800.56A.001 Suspension assembly-1 (011)

No.	Part code and specification	Part name	Quantity	Remark
	FT800.56A.001	Suspension assembly	1	
1	FT800.56A.017	Upper pull rod assembly	1	
1.1	TD800.56A.1.1	Connecting rod pin assembly	1	
1.2	FT800.56.025	Top rod adjusting screw extrusion assembly	1	
1.3	FT800.56.024	Adjusting screw pipe handle welding assembly	1	
1.4	FT800.56.029	Upper rod lock nut assembly	1	
1.5	FT800.56.023	Upper rod rear adjusting screw extrusion assembly	1	
1.6	FT800.56.027	Upper pull rod pin and lock pin assembly	1	
2	SPL-CO-M16-F3	Hexagon head nut with collar	4	
3	FT800.56A.101a	Upper rod support	1	
4	GBT899-M16X65-10.9-A3L	Stud bolt	4	

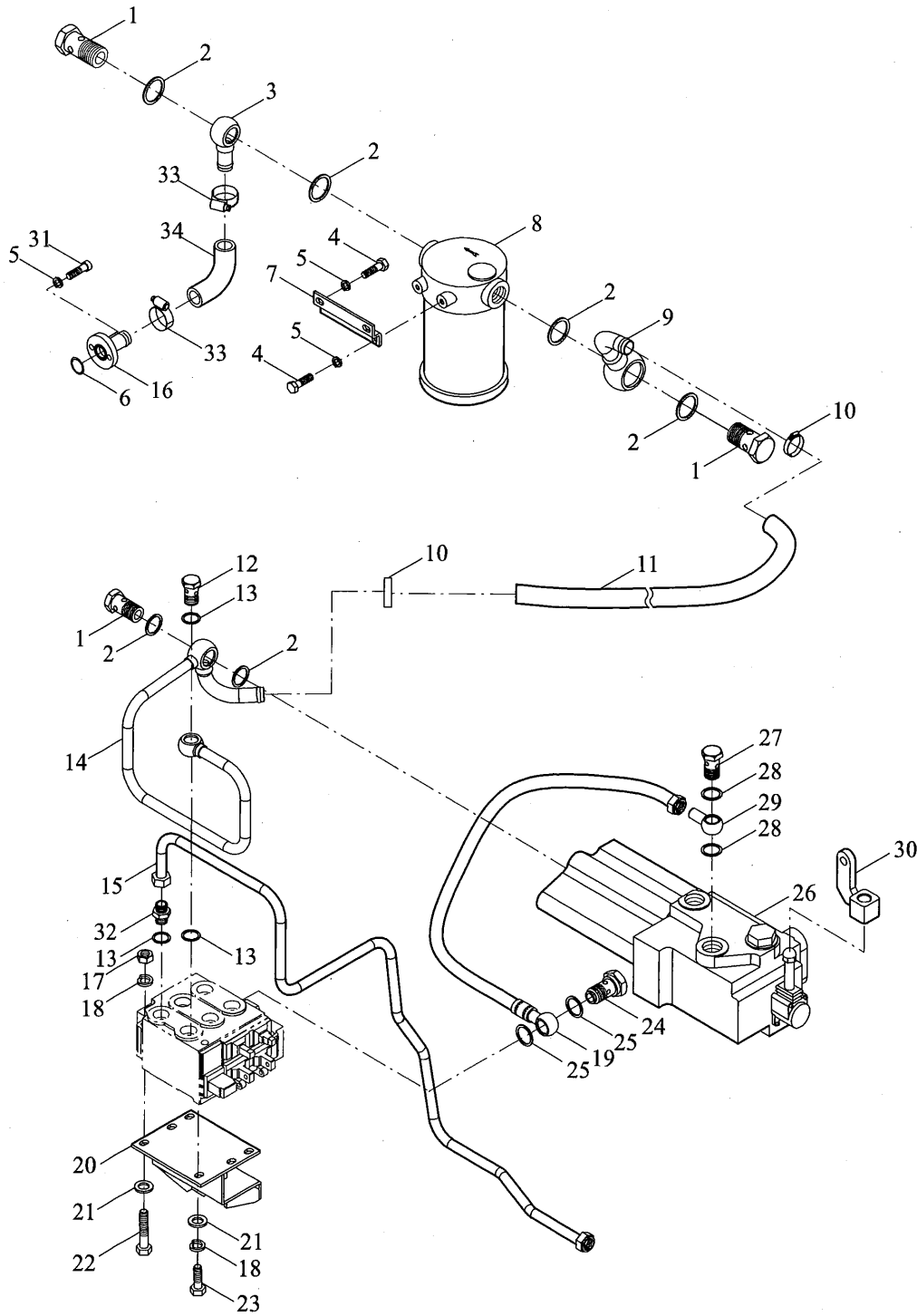
FT800.56A.001 Suspension assembly-2 (011)



FT800.56A.001 Suspension assembly-2 (011)

No.	Part code and specification	Part name	Quantity	Remark
	FT800.56A.001	Suspension assembly	1	
1	FT800.56.026	Right limiting rod connecting fork assembly	1	
2	FT800.56.011a	Limit lever assembly	2	
2.1	FT800.56.018	Limit lever Riveting assembly	1	
2.2	FT800.56.019	Limit lever pin assembly	1	
2.3	FT800.56.036	Limit rod pipe welding	1	
2.4	FT800.56.264	Trapezoidal nut Tr28X3	1	
2.5	FT800.56.107	Regulating screw	1	
3	FT800.56.101	Pin ϕ 19*85	2	
4	GBT91-4X50-A3L	Cotter pin	4	
5	FT800.56.103	Pin ϕ 19*63	2	
6	FT800.56.104	Limit lever bolt	2	
7	FT800.56A.012a	Pull rod assembly	2	
8	GBT91-5X40-A3L	Cotter pin	2	
9	GBT9459-M24X2-04-A3L	Six angle slotted thin nut	2	
10	GBT95-24-A3L	Flat washer	2	
11	FT800.56.014	Left limit rod connecting fork assembly	1	
12	GBT16674.1-M16X35-10.9-A3L	Hex bolt with flange	8	
13	GBT6171-M24X2-8-A3L	Type 1 hexagon nut	2	
14	GBT93-24-A3L	Normal type single coil spring lock washer	2	

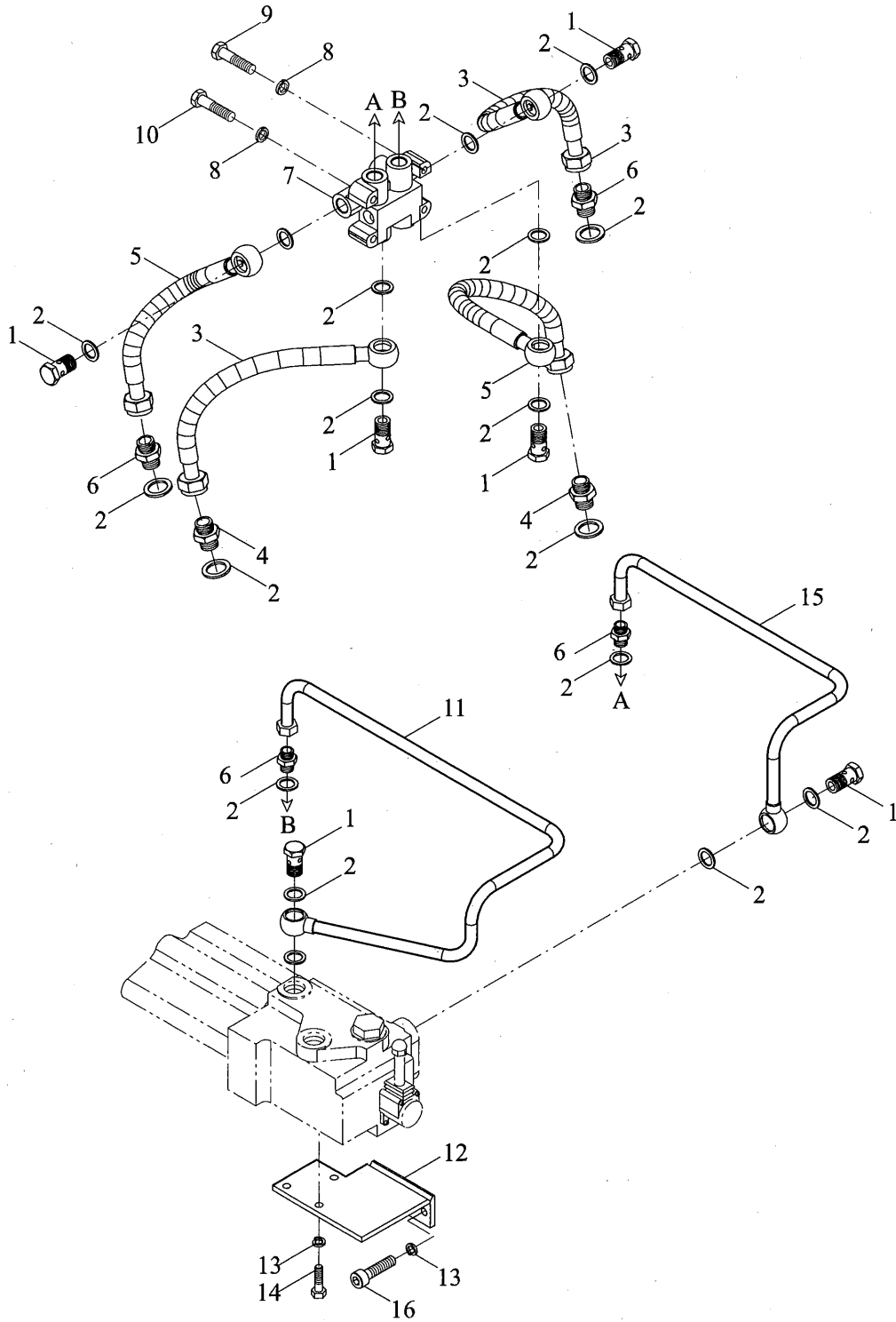
TD924.582B Hydraulic system assembly-2



TD924.582B Hydraulic system assembly-2

No.	Part code and specification	Part name	Quantity	Remark
	TD924.582B	Hydraulic system assembly	1	
1	FT65.55.139	Hollow bolt	3	
2	JBT982-27	Combined Seal Gasket	6	
3	TA820.582.1	Return oil filter oil pipe assembly 1	1	
4	GBT5783-M8X25-8.8-A2L	Hexagon Head Bolt	4	
5	GBT93-8-A0P	Normal type single coil spring lock washers	6	
6	GBT3452.1-22.4X1.80G	Hydraulic Pneumatic Rubber O-Ring Seal	1	
7	FT800.58A.105	Return oil filter bracket	1	
8	FT800.58A.040a	Oil return oil filter assembly	1	
9	FT800.58A.037	Oil return oil inlet pipe assembly	1	
10	Q67645	B-Type Worm Transmission Hose Clamp	2	
11	FT904A.58.890	Oil return hose	1	
12	FT654.58.107	Hollow bolt -1	1	
13	JBT982-22	Combined Seal Gasket	3	
14	FT904A.58.031	Return pipe welding	1	
15	TD924.582A.1	Multiway valve inlet pipe assembly	1	
16	TD924.582.9	Return oil filter oil pipe assembly	1	
17	GBT6170-M10-10-A3L	Hexagon Nut - Type 1	3	
18	GBT93-10-A0P	Normal type single coil spring lock washers	4	
19	TD924.582A.2	Distributor inlet assembly	1	
20	FT904A.58.012	Multi valve bracket	1	
21	GBT95-10-A0P	Flat Washer	4	
22	GBT5782-M10X70-8.8-A2L	Hexagon Head Bolt	3	
23	GBT5783-M10X20-8.8-A3L	Hexagon Head Bolt	1	
24	FT654.58.112	Hollow bolt -3	1	
25	JBT982-20	Combined Seal Gasket	2	
26	FT800.58A.010	FP-L15E single valve distributor	1	
27	FT704.58J.112	Hollow bolt	1	
28	JBT982-24	Combined Seal Gasket	2	
29	TD924.582A-01	Joint	1	
30	FT904A.58.080a	The connecting sleeve welding	1	
31	GBT70.1-M8X25-8.8-A2L	Hexagon socket cap head screw	2	
32	TD924.582-02	Card sleeve type end joint (M22-24)	1	
33	Q67638	B-Type Worm Transmission Hose Clamp	2	
34	TD924.582.8	Oil return hose	1	

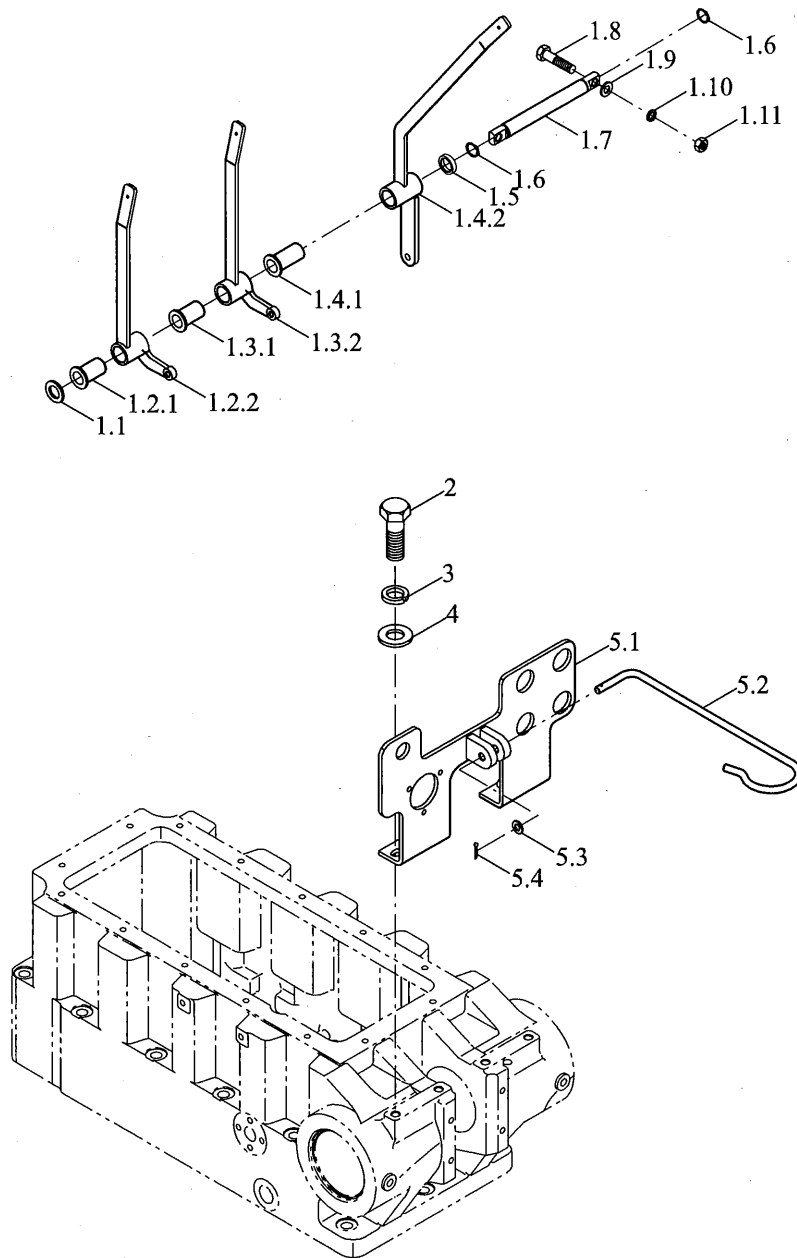
TD924.582B Hydraulic system assembly-3



TD924.582B Hydraulic system assembly-3

No.	Part code and specification	Part name	Quantity	Remark
	TD924.582B	Hydraulic system assembly	1	
1	FT650.40.102	Hollow bolt M20X1.5	6	
2	JBT982-20	Washer	16	
3	TD924.582.4	Cylinder inlet assembly 1	3	
4	TD924.582.6	Slow down valve assembly	2	
5	TD924.582.5	Cylinder inlet assembly 2	1	
6	GBT3733-L16A	Clip type end straight pipe joint	4	
7	FT800.58A.107a	Tubing connector	1	
8	GBT93-8-A0P	Normal type single coil spring lock washers	4	
9	GBT5782-M8X65-8.8-A2L	Hexagon Head Bolt	2	
10	GBT5782-M8X45-8.8-A2L	Hexagon Head Bolt	2	
11	TD924.582.1	Distributor output tubing assembly 2	1	
12	FT904A.58.030	Distributor bracket	1	
13	GBT93-10-A0P	Normal type single coil spring lock washers	5	
14	GBT5783-M10X25-8.8-A3L	Hexagon Head Bolt	3	
15	TD924.582.2	Distributor output tubing assembly 1	1	
16	GBT70.1-M10X25-8.8-A3L	Hexagon Screw	2	

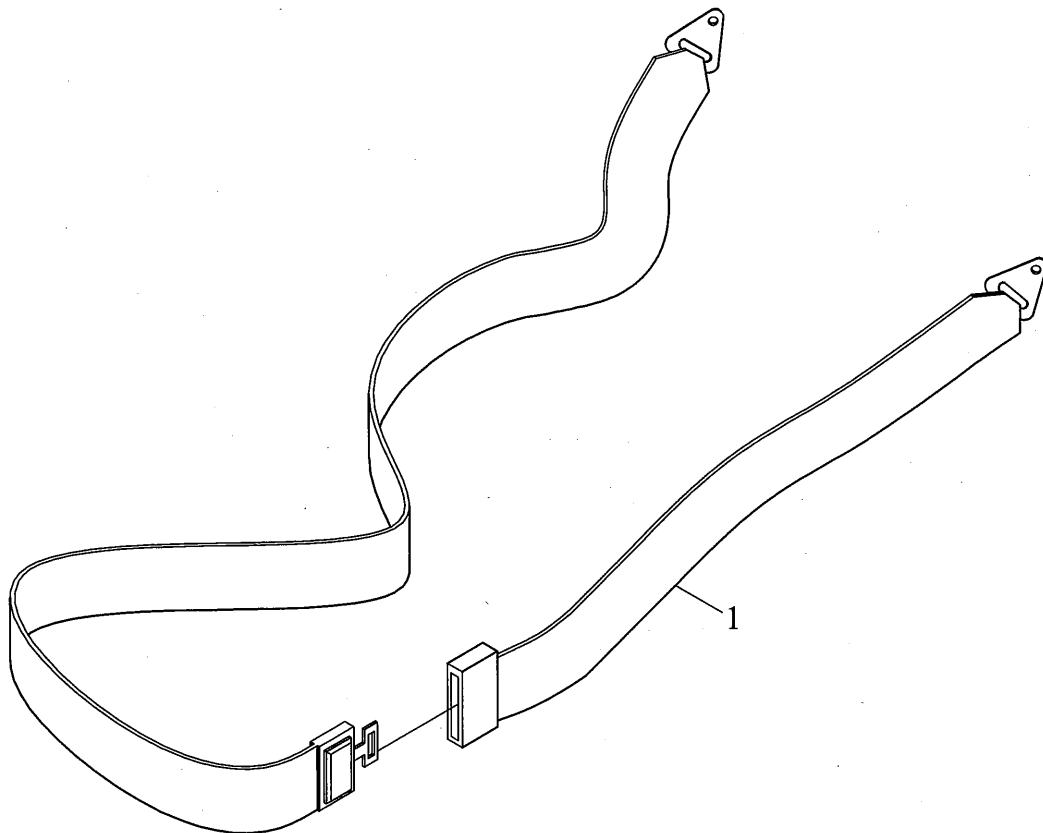
TD924.582B Hydraulic system assembly-4



TD924.582B Hydraulic system assembly-4

No.	Part code and specification	Part name	Quantity	Remark
	TD924.582B	Hydraulic system assembly	1	
1	TD904A.582.1	Steering mechanism assembly	1	
1.1	TF1004.583A.9-03	Washer 18	1	
1.2	TD904A.582.1.2	Handle press fit assembly	1	
1.2.1	TD800.57C.1.2-01	Nylon sleeve 2	1	
1.2.2	FT904A.58.051a	Type 1 hexagon nut	1	
1.3	TD904A.582.1.3	Handle press fit assembly	1	
1.3.1	TD800.57C.1.2-01	Nylon sleeve 2	1	
1.3.2	FT904A.58.052a	The lever of -2 welding	1	
1.4	TD904A.582.1.1	Handle press fit assembly	1	
1.4.1	TD800.57C.1.1-01	Nylon sleeve 1	1	
1.4.2	FT904A.58.050b	Distributor handle welding	1	
1.5	FT800A.57.103a	Limit set 1	1	
1.6	GBT894.1-18	Circlip for shaft	2	
1.7	FT800A.57.102a	Fixed Shaft	1	
1.8	GBT5783-M8X30-8.8-A2L	Hexagon Head Bolt	2	
1.9	GBT97.1-8-A0P	Flat Washer	2	
1.10	GBT93-8-A0P	Normal type single coil spring lock washers	2	
1.11	GBT6170-M8-8-A2L	Hexagon Nut - Type 1	2	
2	GBT5783-M10X25-8.8-A3L	Hexagon Head Bolt	2	
3	GBT93-10-A0P	Normal type single coil spring lock washers	2	
4	GBT97.1-10-A0P	Flat Washer	2	
5	FT800.56A.018a	Upper pull rod fixing card combination	1	
5.1	FT800.56A.035b	The connecting plate welding	1	
5.2	FT800.56.263a	Fixed card	1	
5.3	GBT97.1-8-A0P	Flat Washer	1	
5.4	GBT91-2.5X14-A0P	Split Pin	1	

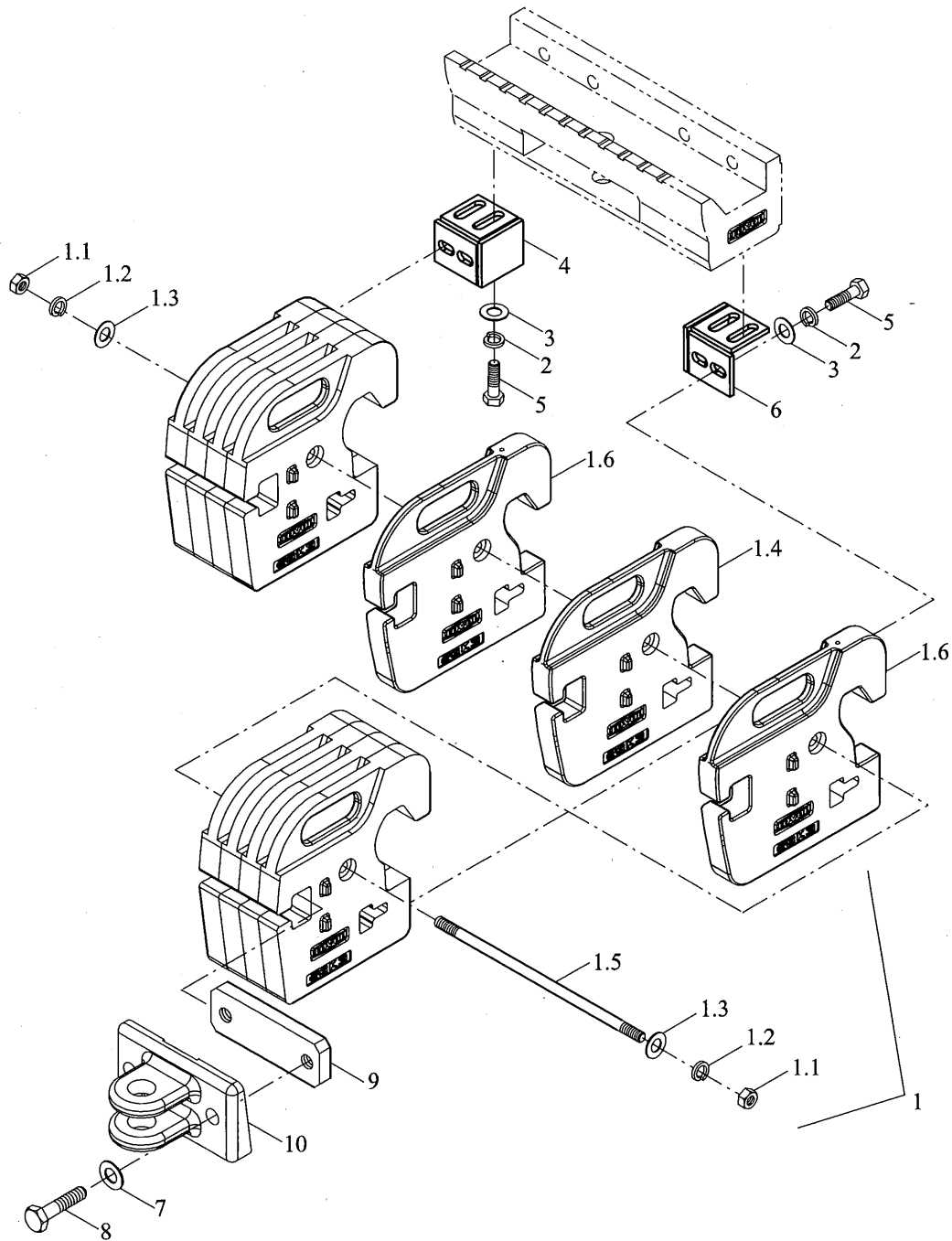
TA600.62 Seat belt mounting assembly(002)



TA600.62 Seat belt mounting assembly(002)

No.	Part code and specification	Part name	Quantity	Remark
1	TA600.62	Seat belt assembly	1	
	TA600.62	Seat belt assembly	1	

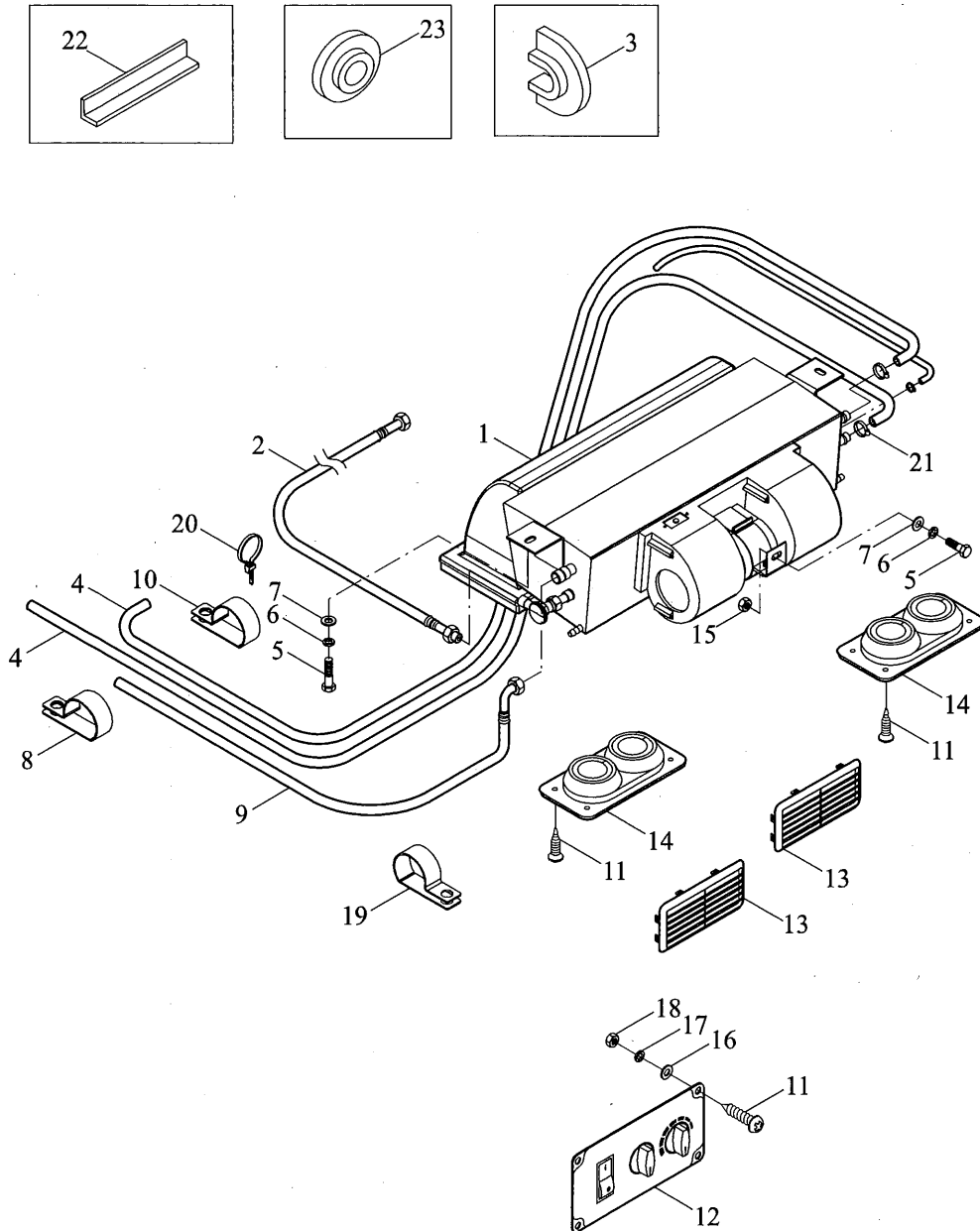
FT800.74B.001 Front weight assembly(007)



FT800.74B.001 Front weight assembly(007)

No.	Part code and specification	Part name	Quantity	Remark
	FT800.74B.001	Front weight assembly	1	
1	FT800.74B.010	Front counter assembly	1	
1.1	GBT6170-M16-8-A3L	Hexagon Nut - Type 1	4	
1.2	GBT93-16-A0P	Normal type single coil spring lock washers	4	
1.3	GBT97.1-16-A0P	Flat Washer	4	
1.4	FT800.74B.106a	Clump weight	9	
1.5	FT700.74B.107	Coupling bolt	2	
1.6	FT800.74B.104	Clump weight	2	
2	GBT93-16-A0P	Normal type single coil spring lock washers	8	
3	GBT97.1-16-A0P	Flat Washer	8	
4	TC05742010002	Right fixed block welding assembly	1	
5	GBT5783-M16X35-8.8-A3L	Hexagon Head Bolt	8	
6	TC05742010001	Left fixed block welding assembly	1	
7	GBT97.1-20-A0P	Flat Washer	2	
8	GBT5785-M20X1.5X80-8.8-A3L	Hexagon Head Bolt	2	
9	TA700.741-02	Traction plate	1	
10	FT650.74.107	Traction lug	1	

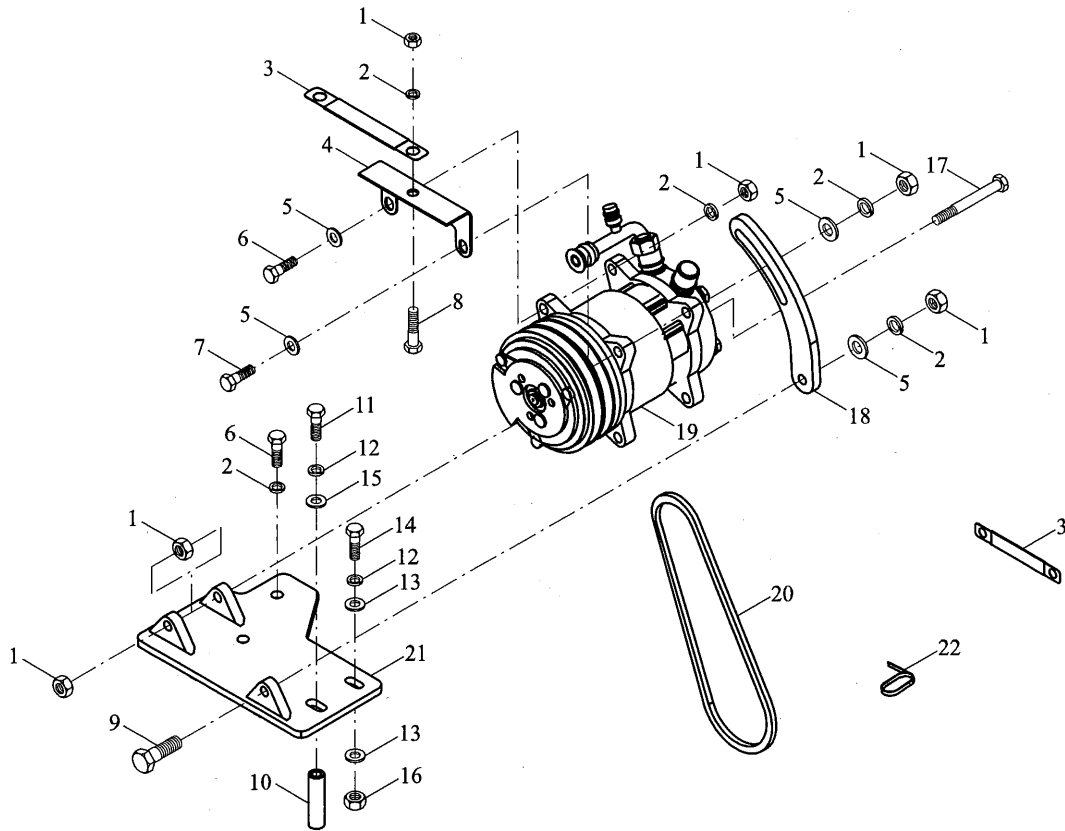
TD800.811A Air conditioning system assembly – cab



TD800.811A Air conditioning system assembly – cab

No.	Part code and specification	Part name	Quantity	Remark
	TD800.811A	Air conditioning system assembly – cab	1	
1	FT800.45.085a	Evaporator assembly	1	
2	TD800.811A-01a	Compressor suction pipe 1	1	
3	TD800.811A-07	Drain adhesive sheet 1	2	
4	FT800.45.997	Air conditioner warm water inlet pipe	2	
5	GB/T 5783-M8 × 20-A2L	Hexagon Head Bolt	3	
6	GB/T 93-8-A0P	Normal type single coil spring lock washers	3	
7	GB/T 97.1-8-A0P	Flat Washer	3	
8	TD800.811A-04	Entrainment tube	2	
9	TD800.811A-02a	Liquid storage tank evaporator high pressure hose	1	
10	TD800.811A-05	Tube entrainment 1	1	
11	GB/T 818-M5 × 16-A2L	Cross recessed pan head screw	12	
12	FT800.45.084	Control panel	1	
13	FT800.45.086	Return air grille	2	
14	FT800.45.087	Air outlet	2	
15	GB/T 6170-M8-A2L	I type six angle nut	1	
16	GB/T 97.1-5-A0P	Flat Washer	12	
17	GB/T 93-5-A0P	Normal type single coil spring lock washers	12	
18	GB/T 6170-M5-A2L	I type six angle nut	12	
19	TD800.485A-03	Fixing clip	1	
20	Q67407200	Plastic Fasten Strip	3	
21	Q676B25	C-Type Worm Transmission Hose Clamp	4	
22	TD800.811A-08	Adhesive patch	2	
23	TD800.811A-06	Drain plug	2	

TC05812020000K Air conditioning system assembly – engine-2(002)



TC05812020000K Air conditioning system assembly – engine-2(002)

No.	Part code and specification	Part name	Quantity	Remark
	TC05812020000K	Air conditioning system assembly – engine	1	
1	GBT6170-M10-8-A3L	Type 1 hexagon nut	6	
2	GBT93-10-A0P	Normal type single coil spring lock washer	6	
3	TD800.485A-03	Fixing clip	2	
4	TD800.812A-03	Compressor baffle	1	
5	GBT97.1-10-A0P	Plain washer	3	
6	GBT5783-M10X35-8.8-A3L	Hex bolt	3	
7	GBT5783-M10X45-8.8-A3L	Hex bolt	1	
8	GBT5783-M10X20-8.8-A3L	Hex bolt	1	
9	GBT5783-M10X40-8.8-A3L	Hex bolt	1	
10	TD800.812K-01	Spacing sleeve	1	
11	TD800.812K-02	M8X115 Hex bolt	1	
12	GBT93-8-A0P	Normal type single coil spring lock washer	4	
13	GBT97.1-8-A0P	Plain washer	4	
14	GBT5783-M8X30-8.8-A2L	Hex bolt	1	
15	GBT96.1-8-A0P	Big washer	1	
16	GBT6170-M8-8-A2L	Type 1 hexagon nut	3	
17	TD800.811-20	Bolt	1	
18	TD800.812H.4	Meniscus	1	
19	TC05812010002K	Compressor	1	
20	TD800.812H.3	Belt	S1	
21	TD800.812K.1	Air-conditioner compressor bracket welding	1	
22	Q67405100	Plastic tight band	1	

FT800.91B.001 Rear counterweight assembly (004)

