



TELSMITH

an Astec company

P.O. Box 539
Mequon, WI 53092-0539

Phone: 800-765-6601
262-242-6600
Fax: 262-242-5812

www.telsmith.com
sales@telsmith.com

TELSMITH

an Astec company

©2009 Telsmith, Inc.
Vibrating Equipment 10/09



TELSMITH an Astec Industries Company
10910 N. INDUSTRIAL DR • MEQUON, WI 53092 USA • 262.242.6600 FAX 262.242.5812 • telsmith.com

www.telsmith.com



VIBRATING EQUIPMENT

TELSMITH VIBRATING EQUIPMENT:

Telsmith offers a full line of vibrating equipment with models specifically designed to serve industries ranging from 24 hour mining operations, to heavy duty aggregate processing and sizing, to recycling asphalt and concrete products. Products include grizzly and pan feeders, inclined screens, horizontal screens and inclined vibrating grizzly screens.

Telsmith vibrating equipment excels at providing advanced technologies combined with

unique screen media and improve screen efficiency, Telsmith engineers deliver innovation that works.

- **Quality:** Manufacturing craftsmen combine the discipline of an ISO 9001: 2008 environment with precision CNC machining and the skill of dedicated master welders. All Telsmith equipment goes through rigorous testing prior to shipping to ensure it measures up to the Telsmith standard.

- **Parts Availability:** Large stock parts inventories and people who know the machines are in place to ensure a quick turnaround. Telsmith Parts will work with you 24 hours a day, seven days a week.

- **Field Service:** On-site service comes from a team of technical specialists ready to respond to a downtime emergency worldwide. Trained Telsmith service specialists are placed in strategic locations to provide prompt response with less travel time.

- **Training:** Telsmith offers several seminars geared at educating your staff on your equipment for optimum performance. Separate seminar sessions are held for equipment maintenance and plant operations giving you the opportunity to focus in on your interests.

outstanding product support. From initial needs assessment through years of service, Telsmith people are the backbone for delivering the Telsmith Difference.

- **Expertise:** Application engineers listen to you and help develop solutions that work. With a complete line of vibrating equipment Telsmith can work with you to find the ideal equipment to fit your needs.



- **Innovative Solutions:** Utilizing modern design tools, Telsmith engineers develop reliable equipment with unique cost saving features. From the development of the Never-Wear™ sealing system that reduces maintenance and operating costs to the creation of custom deck designs that accommodate



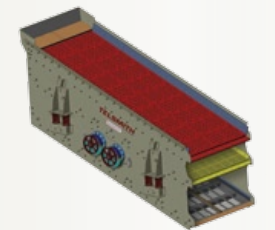
CONTENTS



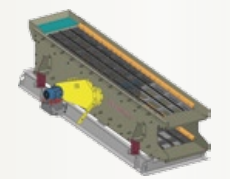
Vibrating Feeders:
Pages 3 to 6




Vibro-King TL™ Screens:
Pages 7 to 10



Valu-King® Screens:
Pages 11 & 12



Horizontal Screens:
Pages 13 to 16



Vibrating Grizzly Scalper:
Pages 17 & 18



VIBRATING FEEDERS



Telsmith feeders are available in sizes ranging from 36" x 12' up to 72" x 34', in a variety of models and configurations.

Severe duty (truck dump) models, built to absorb the impact from trucks dumping large stone, incorporate deep side plates and massive wide flange beam cross supports.

Standard duty models offer lower profiles and are commonly used in portable applications

with loader or excavator feed.

All Telsmith feeders incorporate a heavy duty vibrator assembly with cast shafts, open housing - flow through oil lubrication, double row spherical roller bearings and precision cut gears. Adjustable gear timing and bolt-on counterweights allow for maximum stroke adjustment (both angle and length) to achieve optimum feed control and consistent production.

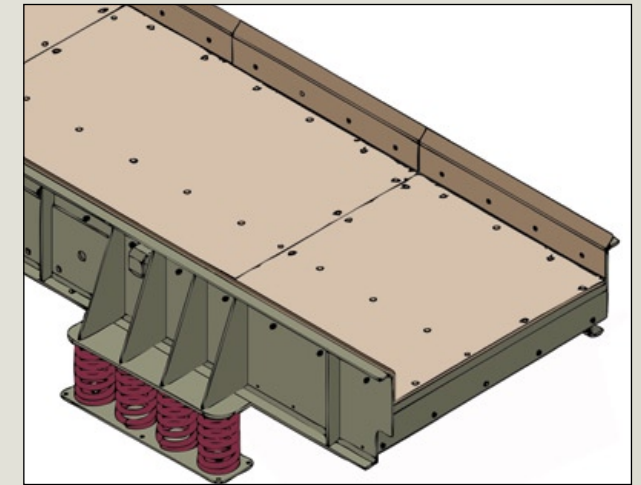
Solid pan, straight deck and step deck configurations offer additional versatility in feeder design to consistently deliver on the promise of outstanding performance.



FEEDER DECK CONFIGURATIONS:

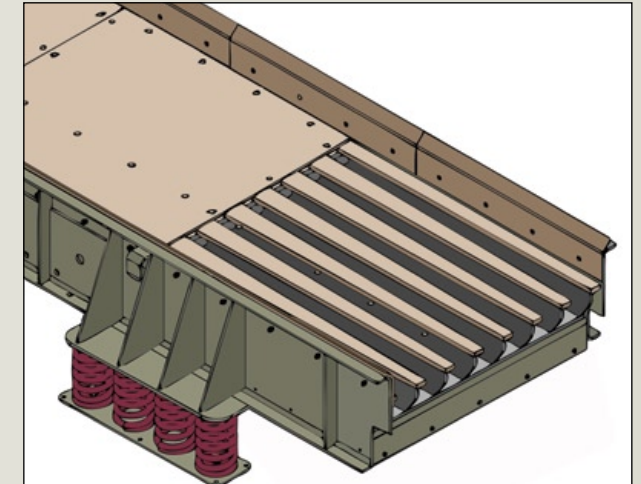
SOLID PAN CONFIGURATION

Solid Pan configurations provide a rugged pan to withstand the impact of heavy loads and still provide consistent feed control. A common use may be high production sand & gravel operation with haul trucks dumping into a hopper and the feeder discharging onto a scalping screen.



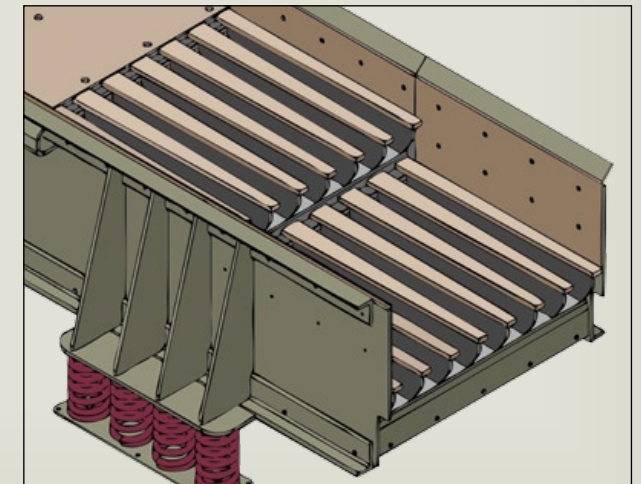
STRAIGHT-DECK CONFIGURATION

Incorporating one set of grizzly bars at the discharge end of the feeder allows smaller material to be "screened out" of the feed material. This arrangement is common on standard duty models in portable plant applications, feeding the oversized material directly into a crusher. Grizzly sections are typically 4' to 5' long.



STEP-DECK CONFIGURATION

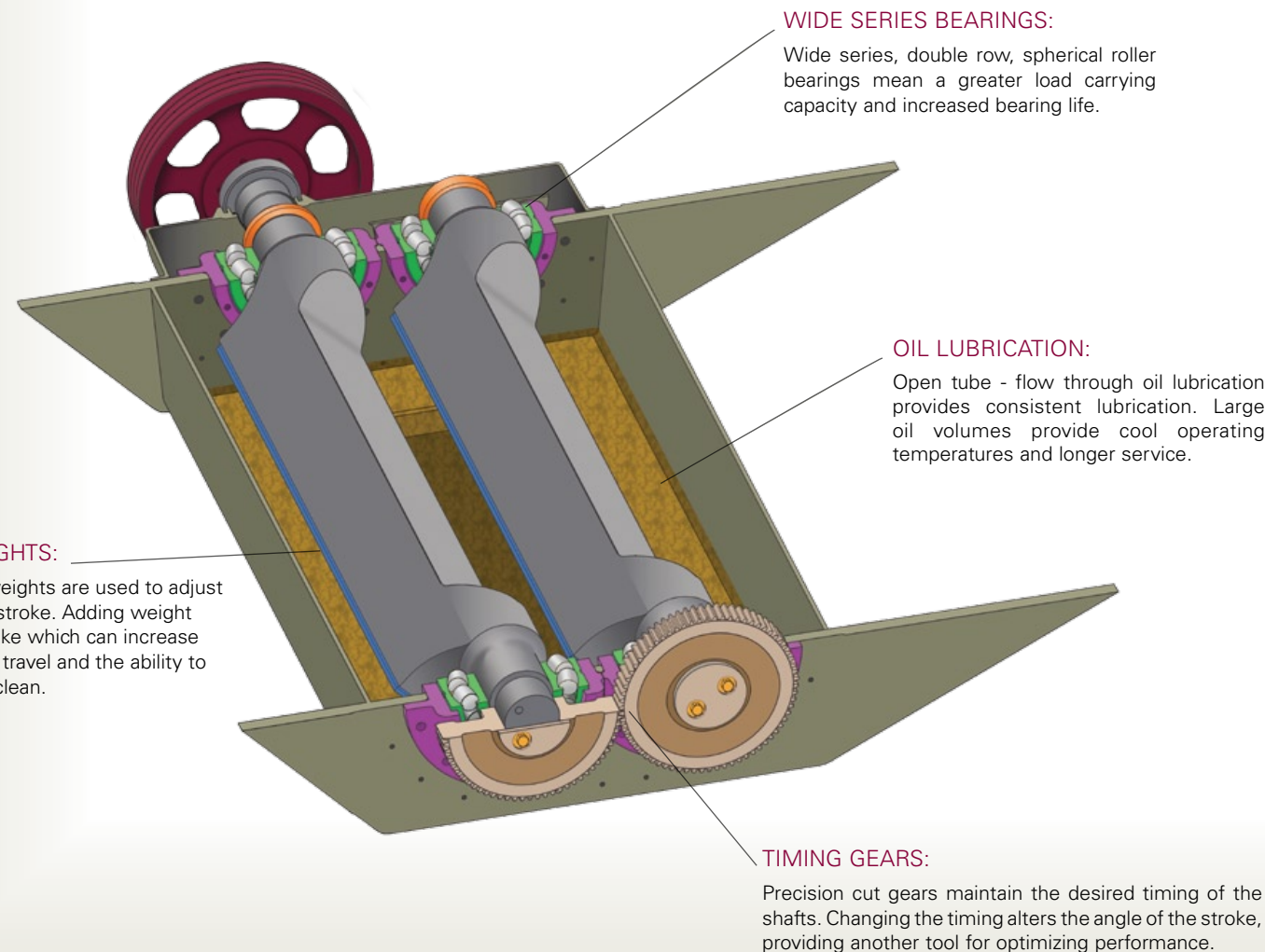
Step-deck grizzly feeders incorporate two or more sections of grizzly bars, increasing the screening area and allowing material to tumble between decks, significantly improving efficiency. Due to the additional height requirement of the step, this arrangement is most common in severe duty models.



HEAVY DUTY VIBRATOR MECHANISM:

Telsmith feeders are equipped with a heavy duty, model HF vibrator mechanism. With decades of operating history, the HF mechanism is among the most reliable available in the mining industry today. Model HF vibrator housings are fabricated from heavy plate in an open tube style for rigidity and strength. Side plates are precision machined to ensure tight sealing and proper bearing alignment. Wide series, double row spherical roller bearings deliver greater load carrying capacity than standard series bearings, providing long service life even in 24 hour operations. Using the open tube design, the HF units carry large oil volumes to insure proper lubrication of bearings and gears with extended service intervals.

Bolt-on positive counterweights allow simple field adjustments to increase (or decrease) the length of the stroke. Precision cut gears maintain the proper shaft timing, generating an efficient straight line stroke to convey material down the feeder pan. This type of mechanism allows for the gear timing to be field altered, changing the angle of the stroke. The ability to modify the stroke angle and length allows versatility to optimize performance in a variety of applications. Rugged, reliable and versatile, Telsmith HF vibrator mechanisms deliver outstanding performance in the toughest work environments.



WIDE SERIES BEARINGS:
Wide series, double row, spherical roller bearings mean a greater load carrying capacity and increased bearing life.

OIL LUBRICATION:
Open tube - flow through oil lubrication provides consistent lubrication. Large oil volumes provide cool operating temperatures and longer service.

POSITIVE WEIGHTS:
Bolt-on positive weights are used to adjust the length of the stroke. Adding weight increases the stroke which can increase "G" forces, rate of travel and the ability to keep grizzly bars clean.

TIMING GEARS:
Precision cut gears maintain the desired timing of the shafts. Changing the timing alters the angle of the stroke, providing another tool for optimizing performance.

SPECIFICATIONS & CAPACITIES:

Standard Duty Vibrating Grizzly Feeders

Width x Length	Bearing Size	Grizzly Selection	Grizzly Bar Length	Weight		Electric motor HP
				Lbs	Kgs	
36"x12'	90 mm	5' Straight	1 @ 5'	7,125	3,232	15
36"x16'	110 mm	5' Straight	1 @ 5'	9,100	4,128	30
42"x16'	110 mm	5' Straight	1 @ 5'	10,050	4,563	30
42"x18'	110 mm	5' Straight	1 @ 5'	11,100	5,035	30
42"x20'	110 mm	5' Straight	1 @ 5'	11,900	5,398	40
48"x16'	110 mm	5' Straight	1 @ 5'	11,800	5,352	30
48"x 20'	110 mm	5' Straight	1 @ 5'	12,000	5,443	40
48"x 20'	140 mm	8' step	2 @ 4'	16,800	7,620	40
54"x 20'	110 mm	5' Straight	1 @ 5'	15,450	7,008	50
54"x 20'	140 mm	5' Straight	1 @ 5'	18,500	8,392	60
60"x 20'	140 mm	5' Straight	1 @ 5'	19,300	8,754	50

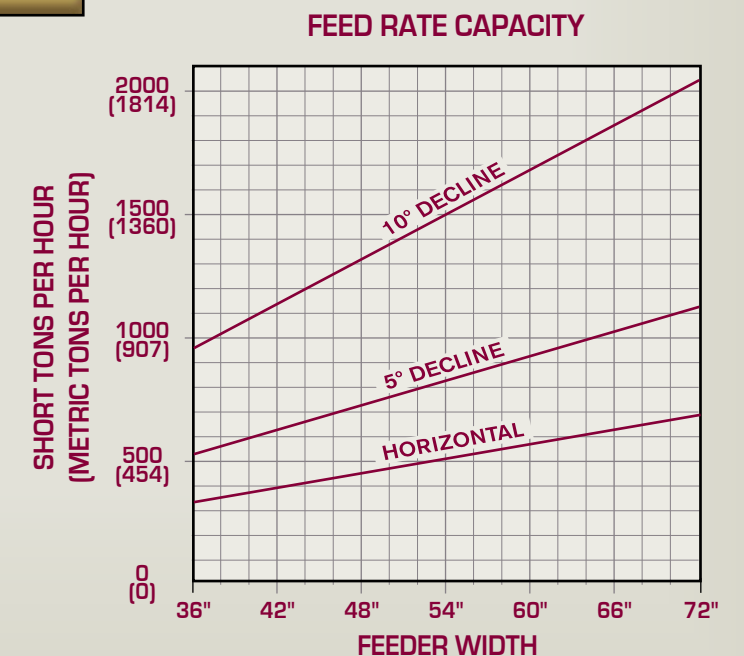
Heavy Duty Vibrating Grizzly Feeders

48"x20'	140 mm	9' Step	2 @ 4.5'	21,950	9,957	50
54"x24'	140 mm	8' Step	2 @ 4'	28,900	13,109	60
60"x20'	140 mm	8' Step	2 @ 4'	25,500	11,567	50
60"x24'	140 mm	10' Step	2 @ 5'	32,500	14,742	60
60"x30'	160 mm	10' Step	2 @ 5'	43,350	19,664	125
72"x26'	160 mm	9' Step	2 @ 4.5'	41,250	18,711	125
72"x36'	160 mm (4-Shaft)	14' Step	2 @ 7'	73,800	33,476	200

FEED RATE CAPACITY:

Feed rates are approximate and will vary depending on the moisture content, plasticity, gradation and general flowability of the material. The following assumptions were used to create the table:

- 1) Throw, speed and material flowability combine to give estimated travel speeds of: 40FPM @ 0°; 65 FPM @ 5°; 120 FPM @ 10°.
- 2) 12" bed depth at the feeder pan discharge or start of grizzly bars.
- 3) Material density = 100 lbs./ft³
- 4) Maximum feeder speed.



VIBRO-KING TLTM SCREENS



TL BODY CONSTRUCTION:

FEED BOX: with A-R liners, absorbs impact and distributes feed, improving efficiency and reducing maintenance.

NO-WELD SIDE PLATES: TelSmith's "no weld" policy on screen side plates eliminates the possibility of stress concentrations in heat affected zones. Huck bolts finish the screen assembly.

RUBBER CURTAIN: Rubber curtains hang from the back plate sealing in dust and allowing easy access to screen media.

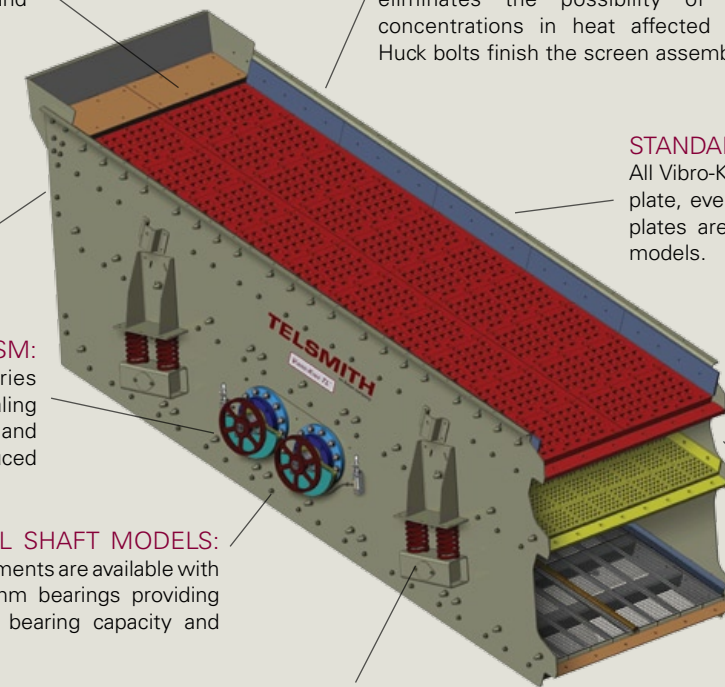
STANDARD 3/8" THICK SIDE PLATES: All Vibro-King TL screens utilize a 3/8" side plate, even the 5' x 14'. Optional 1/2" side plates are available on most 20' and 24' models.

TL VIBRATOR MECHANISM: Incorporates wide series bearings, Never-WearTM sealing system, large oil volumes and oil level sight gauges for reduced operating costs.

SINGLE & DUAL SHAFT MODELS: Dual shaft arrangements are available with 130mm and 160mm bearings providing versatility in load bearing capacity and bearing life.

VIBRATION DAMPENERS: Spring pedestals incorporate vibration dampeners in spring loaded, no maintenance design.

EXTRA DECK SPACING: Extra clearance improves access for media changes reducing maintenance downtime.




TL SHAFT ASSEMBLY:

ADVANCED TECHNOLOGY:

TelSmith R&D has created the TL Never-WearTM sealing system. Using centrifugal force to cast oil away from the shaft casing eliminates the need for a contact lip seal. This eliminates the downtime and expense of repairing worn seals or shaft grooves. An inexpensive, snap-in, urethane labyrinth seal keeps dust out.

LOW MAINTENANCE:

All TL shaft assemblies use wide series bearings for extended service life. In addition, the large shaft casing allows increased oil volumes reducing maintenance frequency.



Oil level sight gauges are located outside of the guard protected area. Built into the sight gauge are oil drain, oil fill and grease zerk fittings for quick maintenance, including oil changes, without removing the guard.

Vibro-King TL[®] screens are the latest in a long history of TelSmith vibrating screen excellence. Incorporating new technologies and packed with features, TL screens are the most reliable, low maintenance inclined screens in the mining and aggregates industries today.

With the TL screen, TelSmith takes a new approach to screen design and application. Recognizing that modern screen media takes many forms and is critical to achieving optimum performance, TelSmith builds each screen around the media selected for the application. Each deck may be custom selected for a different media type.

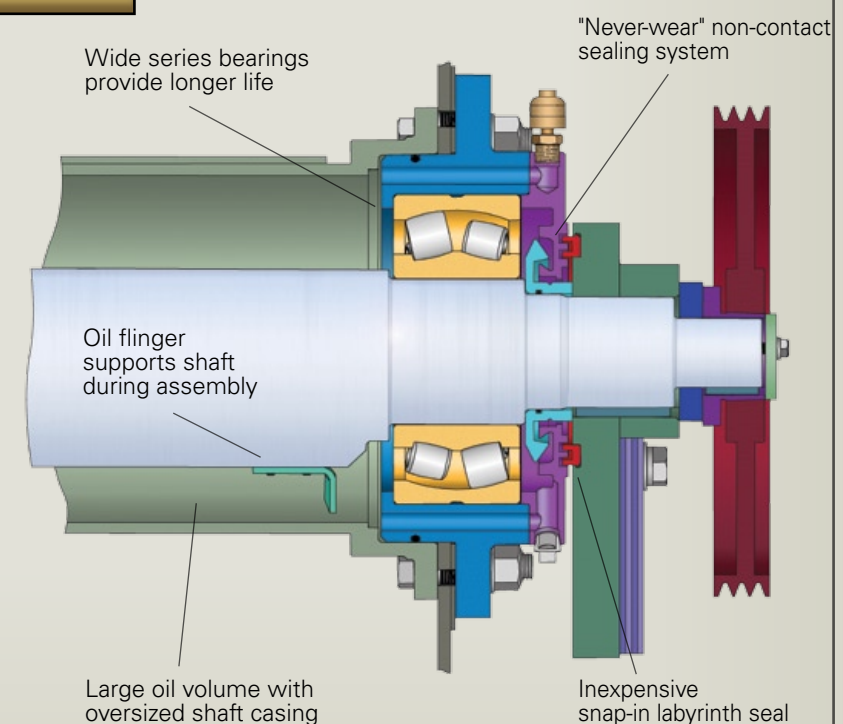
The screen selection process begins with identifying the media for each deck. TelSmith has designed deck frames specifically for performance and endurance with each media type (side tension wire cloth, urethane or rubber, modular urethane or rubber panels, punch plate or steel backed rubber).

Once the media type, openings and deck frames

are defined, side plate thickness is determined (3/8" is standard while 1/2" thick is used for larger screens with high load - heavy duty applications).


With an approximate live weight and load requirement determined, TelSmith selects the vibrator mechanism based on delivering outstanding bearing life while achieving the proper speed, stroke and "G" force for the application. Again, TelSmith has taken a modular approach with 110mm, 130mm and 160mm bearing vibrator mechanisms available in single and dual shaft assemblies, allowing outstanding flexibility and range.

The new Vibro-King TL[®] approach to screen design matches the vibrating screen and screen media as never before, creating outstanding performance and longevity. From heavy duty scalping of coarse stone to fine sizing of finished products, wet or dry processing, the Vibro-King TL is feature packed and built to deliver low cost performance as never before.

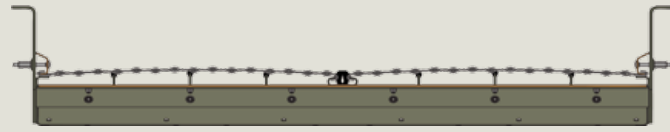


TL DECK FRAME DESIGNS:

SIDE TENSION DECK:

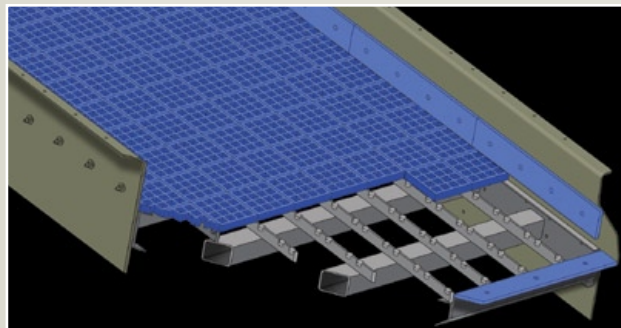


Designed for wire cloth (up to 1/2" dia. wire) or side tension urethane or rubber panels. Fabricated with heavy tubing welded into formed channel sides creating a rigid deck that resists torsional deflection. 6" discharge lips incorporate 3/8" thick AR400 liner.



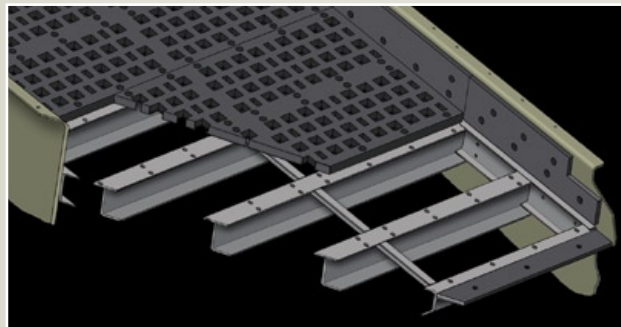
7' & 8' wide screens utilize double crown hook up / hook down design

MODULAR URETHANE DECK:




A flat deck designed for mounting urethane panels of almost any style. Fabricated with heavy tubing welded into formed channel sides creates a rigid deck that resists torsional deflection. Telsmith will factory install customer supplied girders or rails at no charge. Telsmith recommends that the media be installed at the factory (nominal charge) to allow for resonant frequency testing with the media installed. Discharge lip and side liners are sold separately and typically supplied with the media.

HEAVY DUTY J-BEAM DECK:



A heavy duty flat deck designed for mounting bolt-down punch plate or steel backed rubber media. The design utilizes a unique J-Beam concept that allows stone to fall without wearing on the structural members. Telsmith recommends that the media be installed at the factory (nominal charge) to allow for resonant frequency testing with the media installed. Discharge lip and side liners are bolt in 3/8" thick AR400 or steel backed rubber.



The J-Beam concept allows for deep and strong deck frame construction with minimal exposure of the structural cross member to abrasive wear.

ADDITIONAL OPTIONS:



Wash screen spray pipe assembly bolts directly to the spring pedestal. The option includes spray pipes, deflectors, support frame and mounting hardware.



QuickLok[™] tensioning wedges are ideal for side tension media of all kinds. The double wedge design holds firmly during operation and allows quick media changes.

Vibro-King TL screens are available in a range of sizes from 5' x 14' single deck up to 8' x 24' triple deck.

Quad deck screens are available in 6' x 16' and 6' x 20' models.

**VIBRO-KING TL[™]
1, 2 & 3 DECK MODELS**

Screen Size (Width x Length Ft.)	Side Plate Style	Vibrator Assembly Model (Bearing Size)				
		TL22 (110 mm)	TL26 (130 mm)	TL32 (160 mm)	Dual TL26 (130 mm)	Dual TL32 (160 mm)
5 x 14	3/8"	x	x			
5 x 16	3/8"	x	x			
6 x 16	3/8"		x	x	x	
6 x 20	3/8" or 1/2"		x	x	x	x
7 x 20	3/8" or 1/2"			x	x	x
8 x 20	3/8" or 1/2"			x	x	x
8 x 24	3/8" or 1/2"			x	x	x

**VIBRO-KING TL[™]
4 DECK MODELS**

Screen Size (Width x Length Ft.)	Side Plate Style	Vibrator Assembly Model (Bearing Size)				
		TL22 (110 mm)	TL26 (130 mm)	TL32 (160 mm)	Dual TL26 (130 mm)	Dual TL32 (160 mm)
6 x 16	3/8"			x	x	
6 x 20	3/8"			x	x	x

VALU-KING[®] SCREENS



The Telesmith Valu-King[®] line-up of screens offers outstanding value with built-in standard features not normally available in these screen sizes. Ranging from 4' x 8' single deck up to 6' x 16' triple deck, Valu-King models are both versatile and economical.

Ideal for finish sizing, medium duty scalping or fitted with spray bars for rinsing operations, the Valu-King[®] is tough enough to serve in a variety of applications.

The standard deck frame is fabricated using tubular cross members, a construction method normally only

seen on larger screens. Screen decks incorporate a single crown design, accepting side tensioned wire cloth or urethane media. Optional Quicklok wedge style tension bolts are available for quick media changes.

Designed for long service life, the vibrator mechanism incorporates spherical roller bearings and open tube, flow through oil lubrication. Dual seal design (labyrinth & lip seals) insures outstanding bearing life.

For ease of installation, all Valu-King[®] screens include a sub-frame with motor mount and pivotal motor base. V-belt drive, drive guard and balance wheel guard are all packaged with the screen. Lifting eyes, prefabricated into the sub-frame, provide a safe and fast method for installing the screen once it arrives.

Versatility, rugged design, long service life and ease of installation are why the Valu-King[®] leads the industry in features and value.



VALU-KING FEATURES:

FEED BOX: with A-R liners, absorbs impact and distributes feed, improving efficiency and reducing maintenance.

NO-WELD SIDE PLATES: Telesmith's "no weld" policy on screen side plates eliminates the possibility of stress concentrations in heat affected zones. Huck bolts finish the screen assembly.

SUB-FRAME AND MOTOR MOUNT: Offering great value and ease of installation, Valu-King screens include a sub-frame, motor mount, pivotal motor base and V-belt drive.



OIL LUBRICATION: Double row, spherical roller bearings are oil lubricated for long service life. Open tube, flow through design incorporates larger oil volumes extending service intervals.



TUBULAR DECK DESIGN: Screen decks are fabricated using rectangular tubing yielding a rugged construction not normally seen on this size screen.

SIDE TENSION MEDIA: accepts wire cloth or side tension urethane or rubber media. Optional Quicklok tension wedges are available for quick media changes.

Valu-King Specifications

Screen Size (Width x Length Ft.)	Number of Decks	Shaft Assembly (Bearing Size mm)	Electric Motor HP (1800 RPM Motor)	Total Weight		Max. TPH Carrying Cap. (Short Tons)
				Lbs	Kgs	
4 x 8	1	90	7.5	4,310	1,955	190
	2	90	7.5	4,570	2,073	215
	3	90	10	5,570	2,527	285
4 x 10	1	90	10	4,700	2,132	170
	2	90	10	5,050	2,291	195
	3	90	20	6,230	2,826	260
4 x 12	1	90	10	5,140	2,331	155
	2	90	10	5,610	2,545	180
	3	110	20	7,450	3,379	255
4 x 14	1	90	10	5,600	2,540	145
	2	90	10	6,070	2,753	170
	3	110	25	8,180	3,710	245
5 x 12	1	90	10	5,400	2,449	165
	2	90	15	5,950	2,699	195
	3	110	25	8,010	3,633	280
5 x 14	1	90	20	5,910	2,681	155
	2	90	20	6,600	2,994	190
	3	110	30	8,890	4,032	270
5 x 16	1	110	20	6,910	3,134	160
	2	110	20	7,690	3,488	190
	3	110	30	9,730	4,413	270
6 x 16	1	110	25	7,660	3,475	180
	2	110	25	8,550	3,878	220
	3	110	30	10,650	4,831	290

Notes: 1) Live weight includes live body, feed box, discharge lips and counter weights.
 2) Total weight includes live weight plus sub-frame, springs, pivoting motor base, drive and guard (electric motor not included).
 3) Maximum TPH Carrying Capacity is defined as the total feed (TPH) to the screen minus the bottom deck thru's (TPH).
 4) Maximum recommended top size feed is 5' (127 mm).
 5) Maximum recommended top deck screen opening is 3' (76 mm).

HORIZONTAL SCREENS



Telsmith Horizontal Screens offer reliable, versatile performance in a variety of applications. The low horizontal profile is ideal for road portability on rubber tired portable or track mounted plants. Additionally, horizontal screens are often applied in critical sizing areas of stationary plants, or, where the ability to operate at high G-forces helps minimize blinding or assist in dewatering.

Side plates are free from welding to eliminate the weld related stress concentrations that may cause future cracking. An additional reinforcing plate is Huck bolted around the bearing mount area to provide extra strength and longevity.

Multiple deck frame designs including heavy duty for scalping applications, flat decks accepting modular urethane or rubber panels, or crowned decks for side tension media expand the versatility of the Telsmith horizontal screen. All decks are mounted with Huck fasteners providing a rigid body design.

A three shaft vibrator mechanism is used to provide both long service life and outstanding performance. Unlike two shaft units, the three shaft design spreads the load over a greater area, delivering longer bearing and side plate life. Additionally, the three shaft design creates an adjustable oval stroke pattern for superior screening performance.

A full length sub-frame including spring plates, vibration dampeners and motor mount simplifies installation.

Horizontal Screens are available in double or triple deck configurations from 5' x 14' up to 8' x 20'. Additional options including wash assemblies with spray pipes, nozzles and water distribution manifold; live mounted extended discharge chutes; end tensioned decks, and more, make the Telsmith horizontal screen truly versatile.

When a horizontal screen is the right choice, no one provides a better choice than Telsmith.

HORIZONTAL SCREEN FEATURES:

FEED BOX: with A-R liners evenly distributes material onto the screening deck, improving efficiency and reducing maintenance.

WET OR DRY CONFIGURATIONS: Optional spray bars and distribution manifold convert the horizontal screen for wet applications.

VIBRATION DAMPENERS: control the vibration during start-up and shutdown, reducing the loading to the screen and support structure.

VERSATILE DECK DESIGNS: Both crowned and flat decks are available to accommodate side tension or flat panel media. Heavy duty decks are utilized in coarse scalping applications. Bolt-in X-bracing, included on all models, provides extra rigidity.

RUBBER SPRINGS: reduce noise and prevent premature failure of springs in wet or corrosive applications.

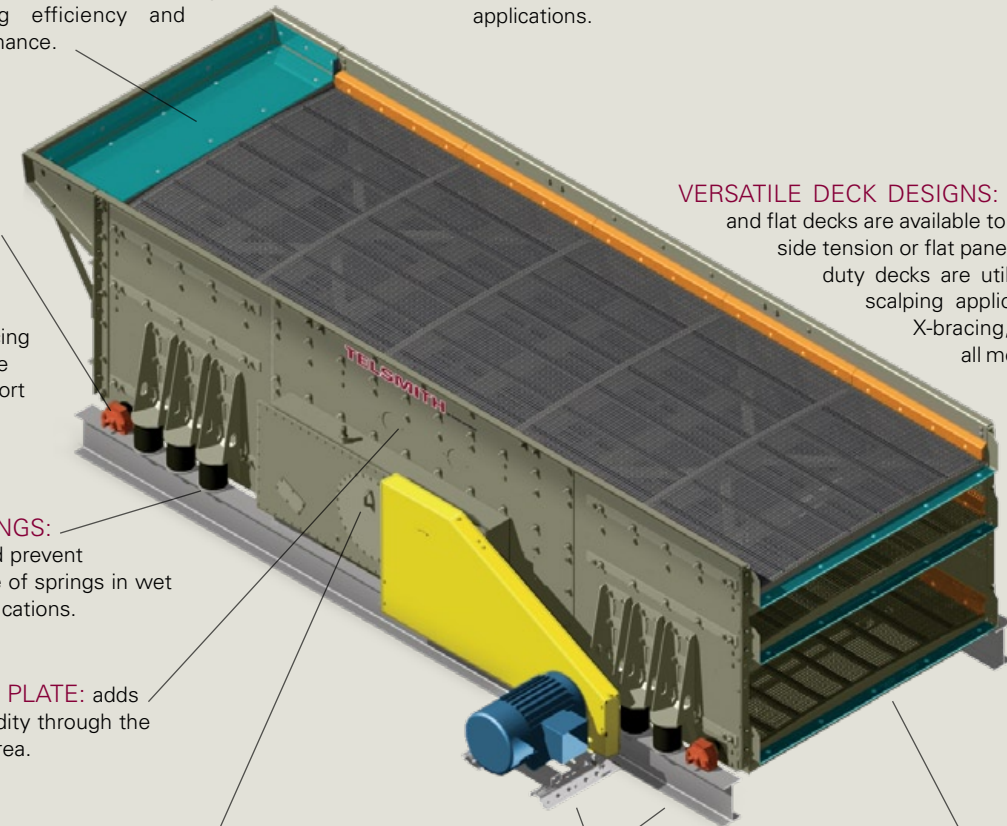
REINFORCING PLATE: adds strength and rigidity through the bearing mount area.

TRIPLE SHAFT VIBRATING UNIT: Three shaft vibrator mechanism is oil lubricated.

Utilizing 6 bearings, loads are distributed over a wide area eliminating stress concentrations and providing long bearing life.

SUB-FRAME AND MOTOR MOUNT: Standard sub-frame simplifies and speeds installation. Motor mount, attached to the sub-frame, assures proper motor location.

DISCHARGE LIPS: with replaceable, bolt-on A-R liners.



WASH SCREEN ARRANGEMENT: The typical arrangement would include spray pipes with nozzles and a water distribution manifold, mounted to the sub-frame, including shut-off valves and hoses.



OPTIONAL EXTENDED DISCHARGE CHUTE: Live mounted discharge chutes are available in several lengths. Different styles, some including blending gates, have been utilized for different applications. Consult factory for details.

SHAFT ASSEMBLY

Telsmith utilizes a three shaft vibrator mechanism which, although more expensive than two shaft designs, offers several advantages:

- 1) Using six bearings (vs. four) spreads the load over a wider area, providing greater load carrying capacity and longer bearing life (important for high-G operation).
- 2) Three shafts can carry a greater offset mass providing

a larger stroke (important on larger screens with coarse openings).

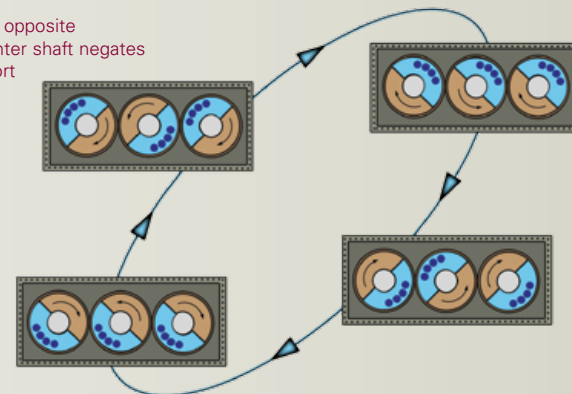
- 3) Three shafts develop an oval stroke while two shafts create a linear stroke (oval has been shown to yield higher screening efficiency in most applications).

This three shaft mechanism delivers versatility, high performance and long service life, all adding up to consistent performance and lower operating costs.

OVAL STROKE:

The oval stroke generated by the three shaft design benefits stratification, improving screening efficiency. In addition, the oval stroke, combined with operation at higher G-forces, will reduce the tendency of material to plug screen openings in some applications.

Gears cause the shafts to rotate in opposite directions. At the midpoint, the center shaft negates only a portion of the combined effort of the other two shafts.



All three weights align at the top and bottom of the stroke to create maximum effort.

Changing the timing of the gears changes the angle of the stroke. Adjustments can be made in 5° increments ranging from 30° to 60° (45° is typical).

ADJUSTABLE STROKE:

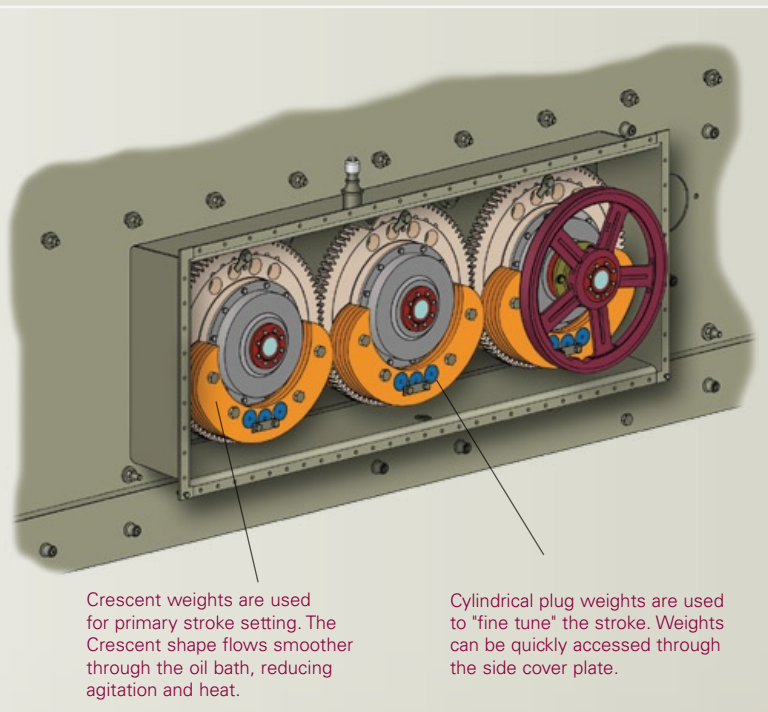
Although the screen will come from the factory tuned for your application, you may wish to do some fine tuning or make significant adjustments when the application changes. The Telsmith three shaft mechanism provides outstanding flexibility when adjusting the stroke size/shape, angle and operating speed.

Cylindrical plug weights provide the fine tuning adjustment. These weights are easily accessed through the side cover.

Crescent Weights provide the primary (coarse) adjustment. The crescent shape reduces the agitation of oil in the case.

Stroke angle is adjustable from 30° to 60° by changing the gear timing. This changes the rate of travel down the screen and may be combined with other adjustments to improve efficiency and reduce plugging or blinding.

An adjustable pitch, split motor sheave allows the screen operating speed to be adjusted without changing sheaves.



Crescent weights are used for primary stroke setting. The Crescent shape flows smoother through the oil bath, reducing agitation and heat.


Cylindrical plug weights are used to "fine tune" the stroke. Weights can be quickly accessed through the side cover plate.



Horizontal Screen Specifications					
Screen Size (Width x Length Ft.)	Number of Decks	Bearing Size	HP of 1200 RPM Electric Motor	Weight	
				Lbs	Kgs
5 x 14	2	160mm	25	11,500	5,216
	3			14,000	6,350
5 x 16	2	160mm	25	12,500	5,670
	3			15,300	6,940
6 x 16	2	160mm	30	15,100	6,849
	3			19,100	8,664
6 x 20	2	160mm	40	19,200	8,709
	3			22,700	10,297
7 x 20	2	190mm	50	21,600	9,798
	3			22,500	11,567
8 x 20	2	190mm	50	25,500	11,567
	3			29,100	13,200

Notes: 1) Specifications represent the finish screen configuration equipped with standard items. Alternate configurations (medium or heavy duty) are not shown.
2) Weight includes sub-frame, motor mount, belt guard and typical wire cloth weight.

GRIZZLY SCALPING SCREENS



Telsmith inclined grizzly scalping screens are most commonly utilized in conjunction with an apron or pan feeder, ahead of the primary crusher. Typically chosen when excessive clay or an abundance of fines are present, grizzly scalpers are capable of efficient scalping in the most difficult applications.

A rugged, heavy duty design, Telsmith inclined scalpers will handle the high tonnage and lump size required at large primary crushing stations. Heavy fabricated cross members, needed to absorb the impact of large feed, form the basis for the grizzly support deck. Huck bolt assembly eliminates welding on the side plates and the problematic stress concentrations that can result. A feed plate absorbs impact and extends grizzly bar life.

Deep section grizzly bars allow up to 6" nominal spacing without interference from cross members. A variety of spacing options are

available upon request.

Utilizing the TL vibrator mechanism, both single and dual shaft models are available. A low maintenance design, the TL vibrator mechanism incorporates high oil volumes to reduce service intervals. For quick access, oil level sight gauges, oil drain & fill plugs, labyrinth seal grease fittings and breathers are plumbed outside the guard area. Wide series bearings and the Never-Wear sealing system work together to yield long bearing life and low maintenance.

An optional second deck is available on all models to provide additional material separation. Typically a flat deck design utilizing J-Beam construction, the deck can be fitted to accept punch plate, rubber clad plate or modular media types.

Built for large feed and high tonnage, Telsmith inclined grizzly scalpers are reliable, low maintenance proven performers.

VIBRATING GRIZZLY SCREENS

FEED PLATE: Heavy Duty impact plate reduces wear on grizzly bars.

SIDE PLATE WEAR LINERS: 3/8" A-R steel side plate wear liners

RUGGED DESIGN: 1/2" side plates with Huck-bolted reinforcing.

HEAVY DUTY GRIZZLY BARS: Deep section, stepped design grizzly bars allow up to 6" nominal spacing (rubber cap grizzly bars are optional).

VIBRATION DAMPENERS: Spring pedestals incorporate vibration dampeners in spring loaded, no maintenance design.

TL VIBRATOR MECHANISM: Wide series bearings, Never-Wear seal, large oil volumes, oil level sight gauges.

SINGLE & DUAL SHAFT MODELS: Dual shaft arrangements are available with 130 mm and 160 mm bearings providing versatility in load bearing capacity and bearing life.

DOUBLE DECK OPTION: Heavy duty flat deck for punch plate, rubber clad plate or modular media.

Vibrating Grizzly Scalping Screens

Screen Size (Width x Length Ft.)	Number of Decks	Vibrator Mechanism			Motor HP	Grizzly Bar Sections
		Model	Single / Dual	Bearing Size		
4 x 10	1 or 2	TL26	Single	130 mm	25	2 @ 5' long
5 x 10	1 or 2	TL32	Single	160 mm	30	2 @ 5' long
5 x 16	1 or 2	TL26	Dual	130 mm	2 @ 25	3 @ 5.5' long
6 x 12	1 or 2	TL32	Single	160 mm	40	2 @ 6' long
6 x 16	1 or 2	TL26	Dual	130 mm	2 @ 30	3 @ 5.5' long
7 x 16	1 or 2	TL32	Dual	160 mm	2 @ 30	3 @ 5.5' long

Notes: 1) Optional grizzly bar spacing for 4" 5" and 6" openings are available. For openings larger than 6" consult factory.
2) Maximum recommended lump feed size is 42" (1067 mm).