

PREPARED BY  
voia

APPROVED BY

 DATE OF ISSUE  
13-Sep-1999

 WIRING DIAGRAM  
HP100,HP200,HP300,HP400,HP500

REV 10

DATE

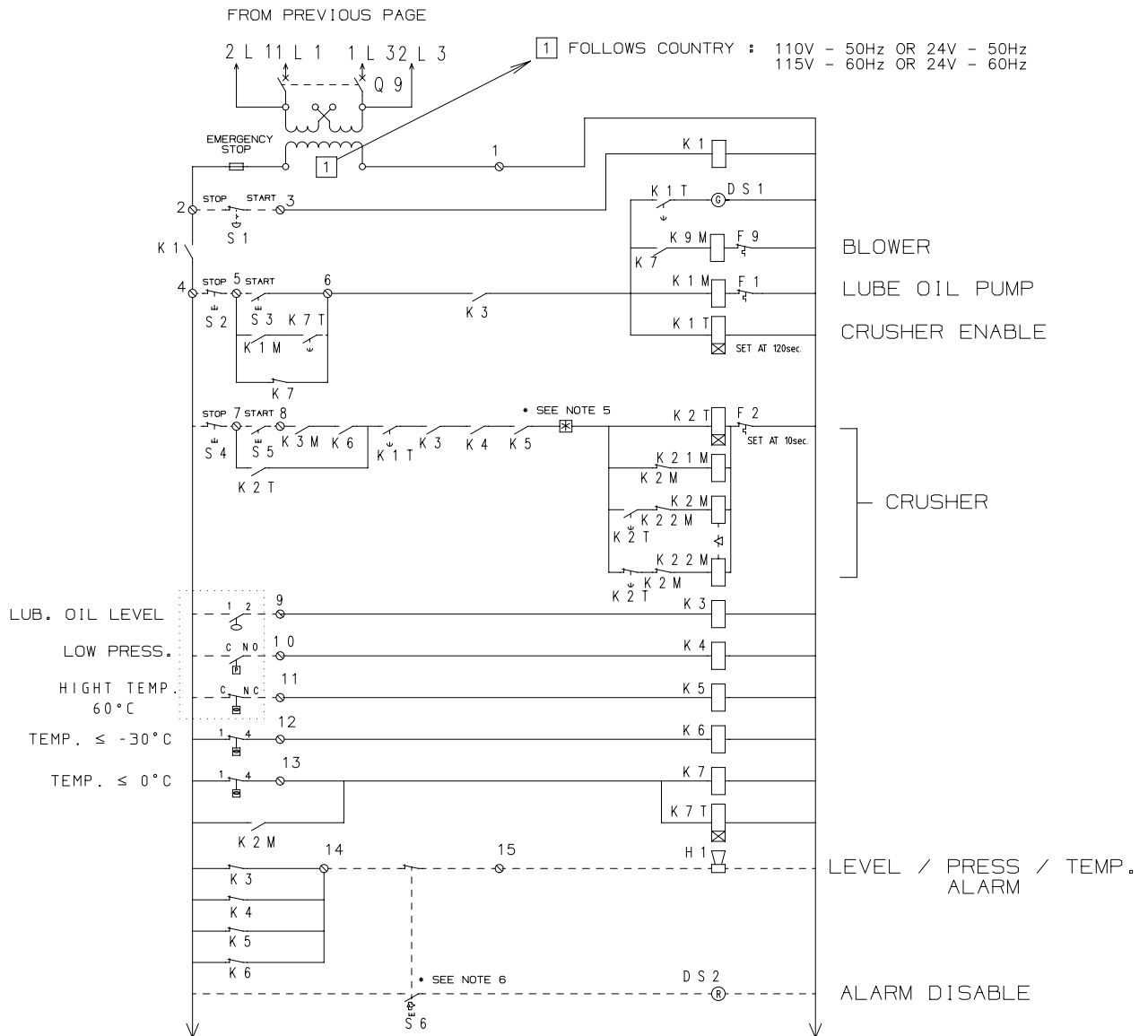
ECN 38091

09-Aug-2013

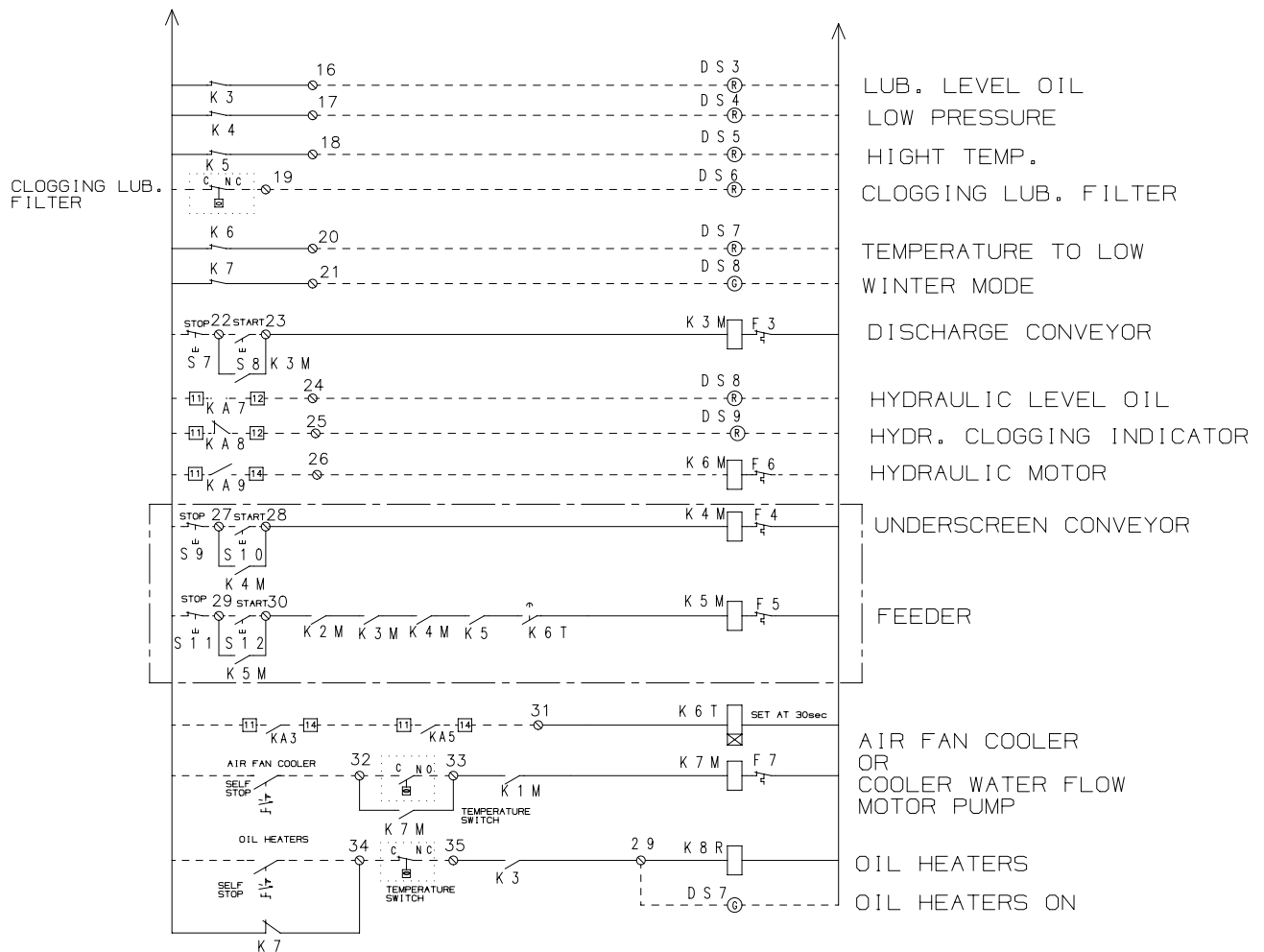
PROPRIETARY CODE

A

THE INFORMATION CONTAINED HEREIN COULD BE MODIFIED WITHOUT PRIOR NOTIFICATION BY METSO



FROM PREVIOUS PAGE

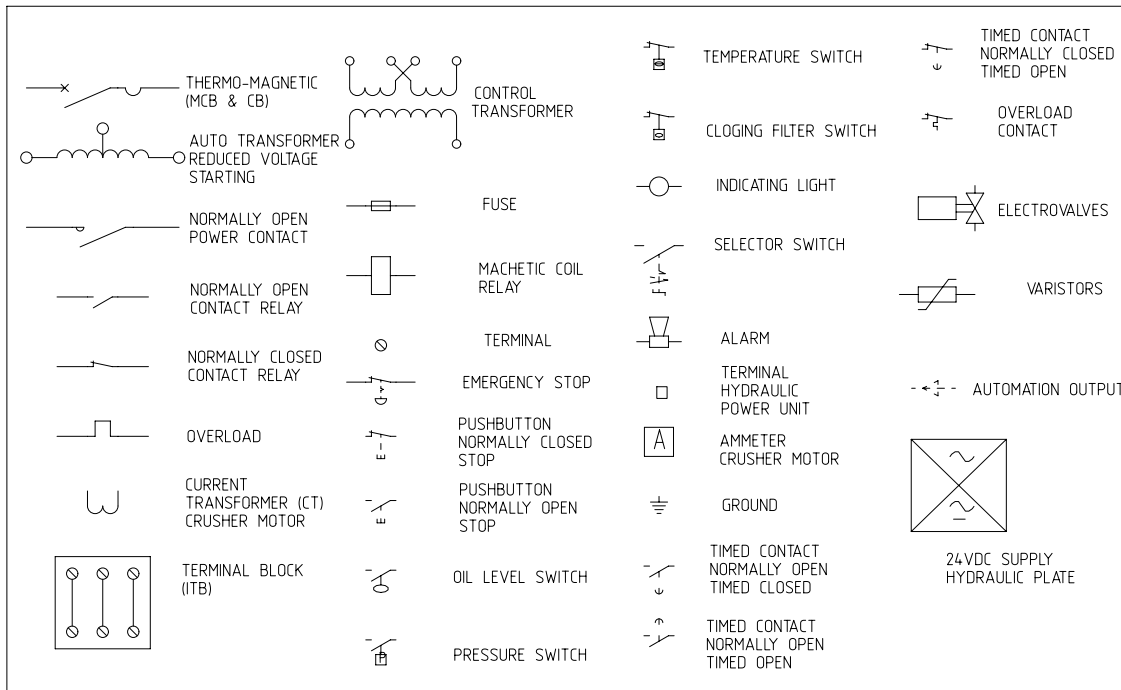


		<b>ELECTRICAL</b>		<b>TD3-B102</b>	
PREPARED BY voia		APPROVED BY		Page 4 / 10	
DATE OF ISSUE 13-Sep-1999		WIRING DIAGRAM		REV 10	DATE
		HP100,HP200,HP300,HP400,HP500		ECN 38091	09-Aug-2013
				PROPRIETARY CODE	
				A	
<i>THE INFORMATION CONTAINED HEREIN COULD BE MODIFIED WITHOUT PRIOR NOTIFICATION BY METSO</i>					

NOTES :

1. DANGER  
TRANSFORMER.(CT) SECONDARY CRUSHER MUST BE SHORTED TOGETHER IF LOAD (AMMETER) IS REMOVE. CURRENT TRANSFORMER FAILURE MAY OCCUR AND DANGEROUS VOLTAGES WILL SUBSEQUENTLY EXIST WITH CURRENT IN THE PRIMARY AND AN OPEN SECONDARY
2. DASHED LINED INDICATED WIRING EXTERNAL TO CONTROL PANEL
3. WIRE COLOR CODE :  
RED - CONTROL WIRES  
BLACK - POWER WIRES  
YELLOW - CUSTOMER REMOTE SIGNAL
4. - INDICATES TERMINALS LOCATED IN HYDRAULIC CONSOLE
5. IN CASE THE FEEDER IS NOT CONTROLLABLE, PUT OPEN CONTACT OF k3m INTERLOCKED WITH CRUSHER
6. TO SILENCE ALARM, PRESS RESET BUTTON (S6)  
TO DE-ENERGIZE LIGHT (DS2), PRESS RESET BUTTON AGAIN  
IF ALARM DESABLE LIGHT CONTINUES TO ILLUMINATE FAULT STILL EXISTS
7. - COMPOSANT LOCATED IN LUB UNIT

**ELECTRICAL SYMBOLS**



CRUSHER SIZE	HP100	HP200	HP300	HP400	HP500
MOTOR POWER (50Hz)	75kW- 90kW 100hp-120hp	132kW 177hp	220kW-250kW 250hp-355hp	250kW-315kW 355hp-420hp	315kW-355kW 420hp-480hp

NOTA :  
THE ELECTRICAL POWERS ABOUT OIL MOTOR PUMP, AIR COOLER MOTOR AND HEATERS ARE SHOWN ON TD3-B001 FOR HP100, TD3-B002 FOR HP200 TD3-B003 FOR HP300, TD3-B004 FOR HP400, TD3-B006 FOR HP500



# ELECTRICAL

## WIRING DIAGRAM

HP100,HP200,HP300,HP400,HP500

TD3-B102

Page 5 / 10

PREPARED BY  
voia

APPROVED BY

DATE OF ISSUE  
13-Sep-1999

REV 10

DATE

ECN 38091

09-Aug-2013

PROPRIETARY CODE

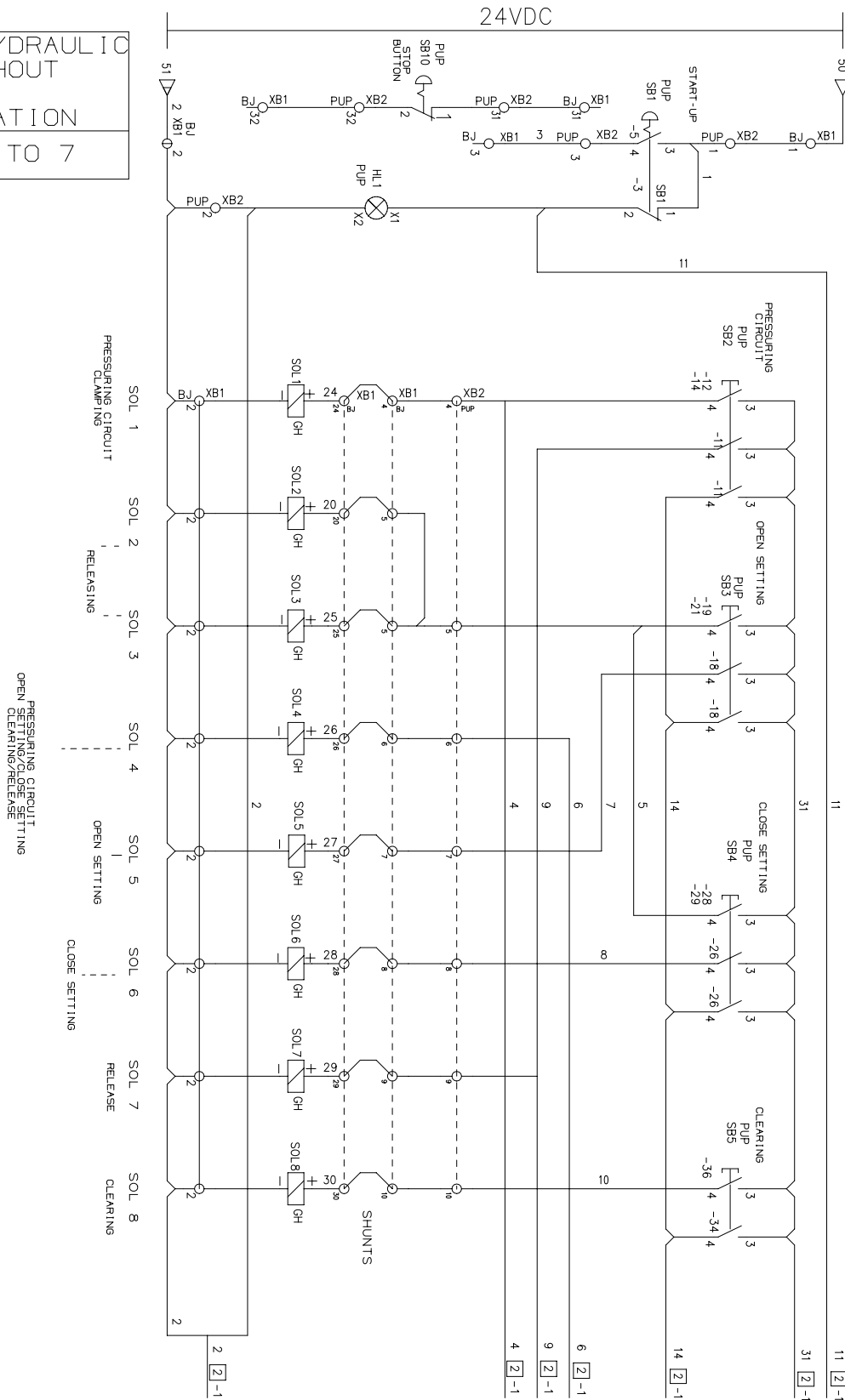
A

THE INFORMATION CONTAINED HEREIN COULD BE MODIFIED WITHOUT PRIOR NOTIFICATION BY METSO

WIRING HYDRAULIC  
UNIT WITHOUT  
SETTING  
BY AUTOMATION  
PAGE 5 TO 7

01

- 1
- 2
- 3
- 4
- 5
- 6
- 7
- 8
- 9
- 10
- 11
- 12
- 13
- 14
- 15
- 16
- 17
- 18
- 19
- 20
- 21
- 22
- 23
- 24
- 25
- 26
- 27
- 28
- 29
- 30
- 31
- 32
- 33
- 34
- 35
- 36
- 37
- 38
- 39
- 40





PREPARED BY  
voia

APPROVED BY

DATE OF ISSUE  
13-Sep-1999

# ELECTRICAL

## WIRING DIAGRAM

HP100,HP200,HP300,HP400,HP500

TD3-B102

Page 6 / 10

REV 10

DATE

ECN 38091

09-Aug-2013

PROPRIETARY CODE

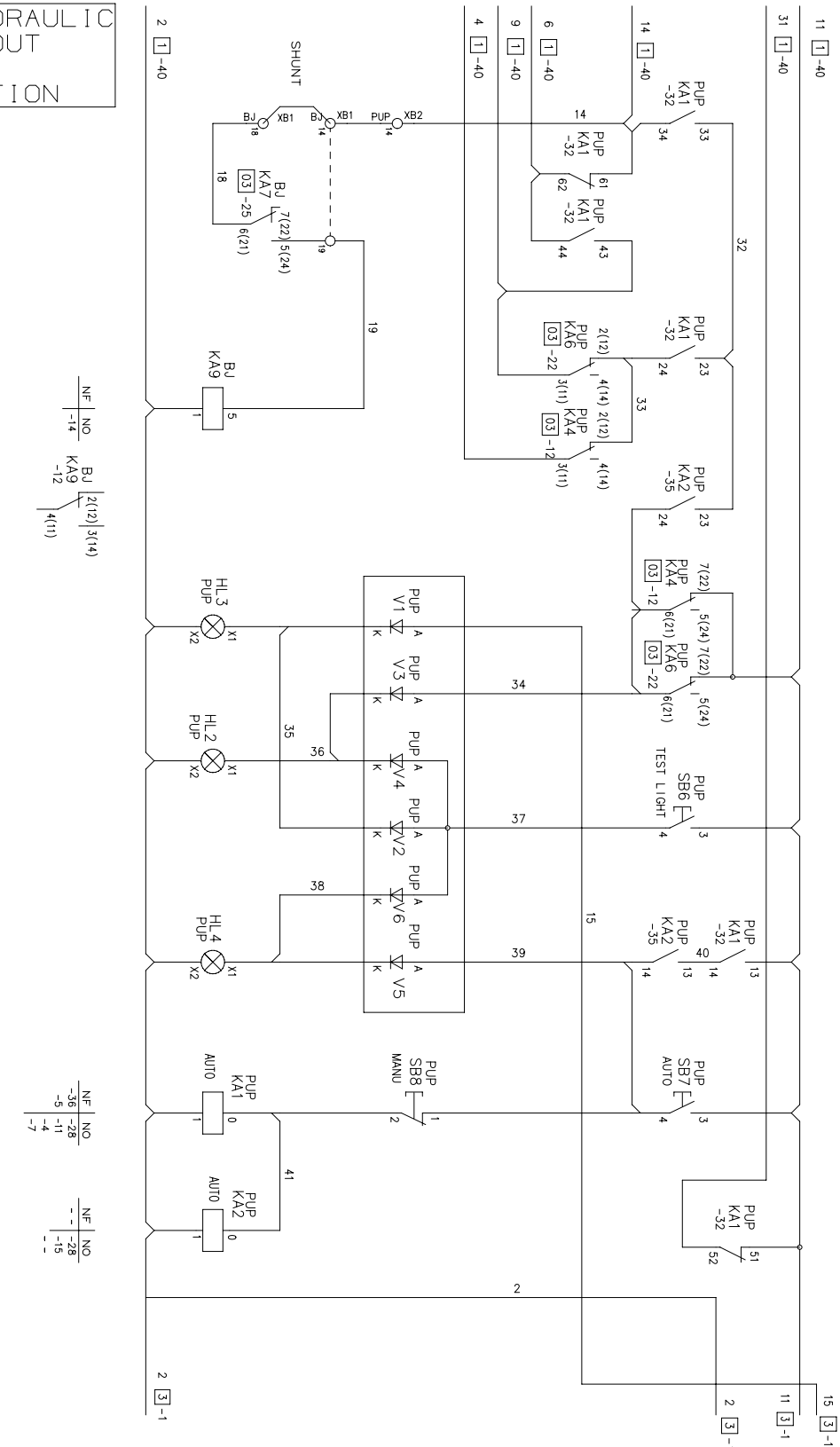
A

THE INFORMATION CONTAINED HEREIN COULD BE MODIFIED WITHOUT PRIOR NOTIFICATION BY METSO

02

- 1
- 2
- 3
- 4
- 5
- 6
- 7
- 8
- 9
- 10
- 11
- 12
- 13
- 14
- 15
- 16
- 17
- 18
- 19
- 20
- 21
- 22
- 23
- 24
- 25
- 26
- 27
- 28
- 29
- 30
- 31
- 32
- 33
- 34
- 35
- 36
- 37
- 38
- 39
- 40

WIRING HYDRAULIC UNIT WITHOUT SETTING BY AUTOMATION





PREPARED BY  
voia

APPROVED BY

DATE OF ISSUE  
13-Sep-1999

# ELECTRICAL

## WIRING DIAGRAM

HP100,HP200,HP300,HP400,HP500

TD3-B102

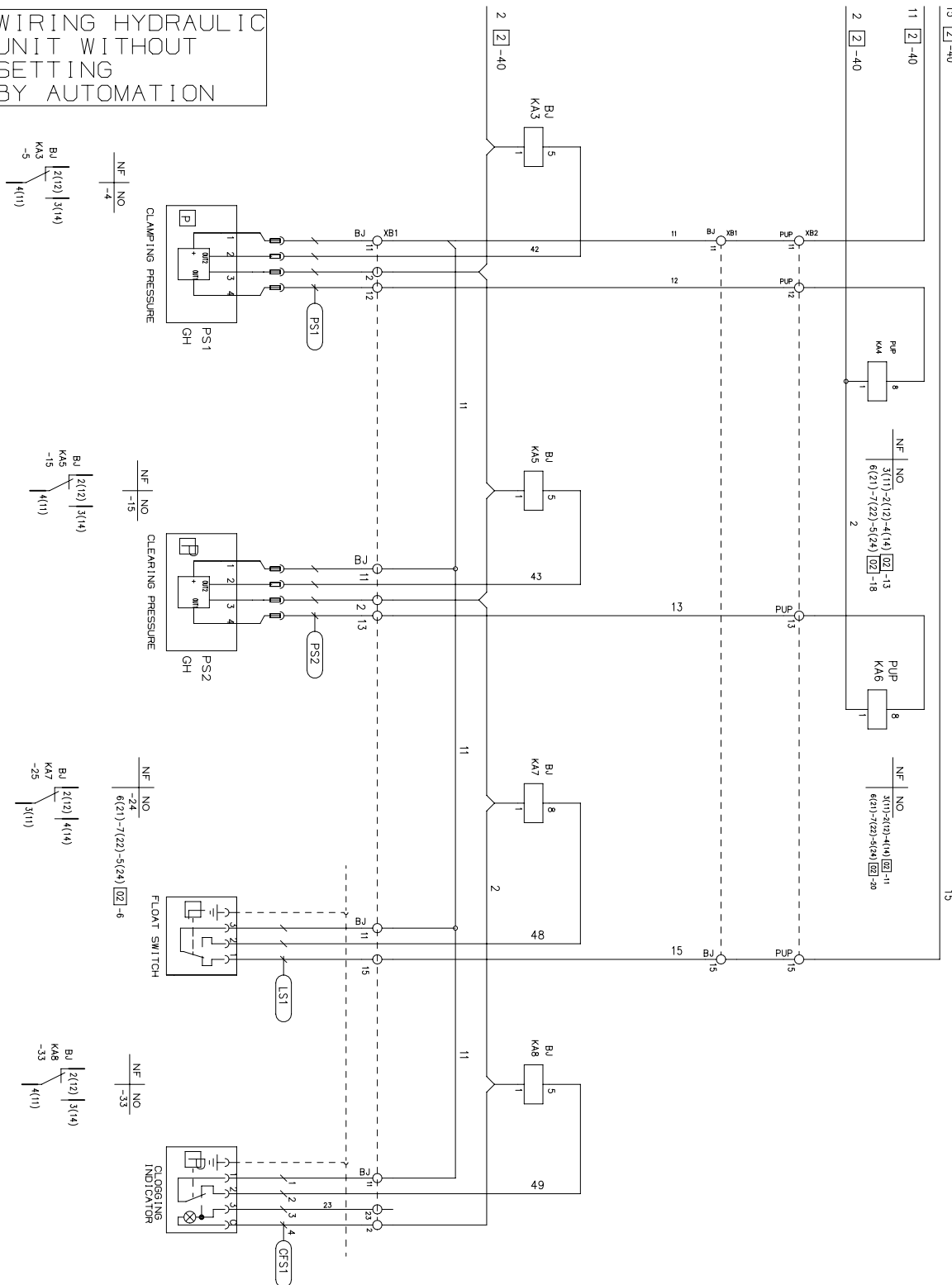
Page 7 / 10

REV 10  
ECN 38091  
PROPRIETARY CODE  
A

DATE  
09-Aug-2013

THE INFORMATION CONTAINED HEREIN COULD BE MODIFIED WITHOUT PRIOR NOTIFICATION BY METSO

WIRING HYDRAULIC  
UNIT WITHOUT  
SETTING  
BY AUTOMATION



03

- 1
- 2
- 3
- 4
- 5
- 6
- 7
- 8
- 9
- 10
- 11
- 12
- 13
- 14
- 15
- 16
- 17
- 18
- 19
- 20
- 21
- 22
- 23
- 24
- 25
- 26
- 27
- 28
- 29
- 30
- 31
- 32
- 33
- 34
- 35
- 36
- 37
- 38
- 39
- 40



PREPARED BY  
voia

APPROVED BY

DATE OF ISSUE  
13-Sep-1999

# ELECTRICAL

## WIRING DIAGRAM

HP100,HP200,HP300,HP400,HP500

TD3-B102

Page 8 / 10

REV 10  
ECN 38091  
PROPRIETARY CODE  
A

DATE  
09-Aug-2013

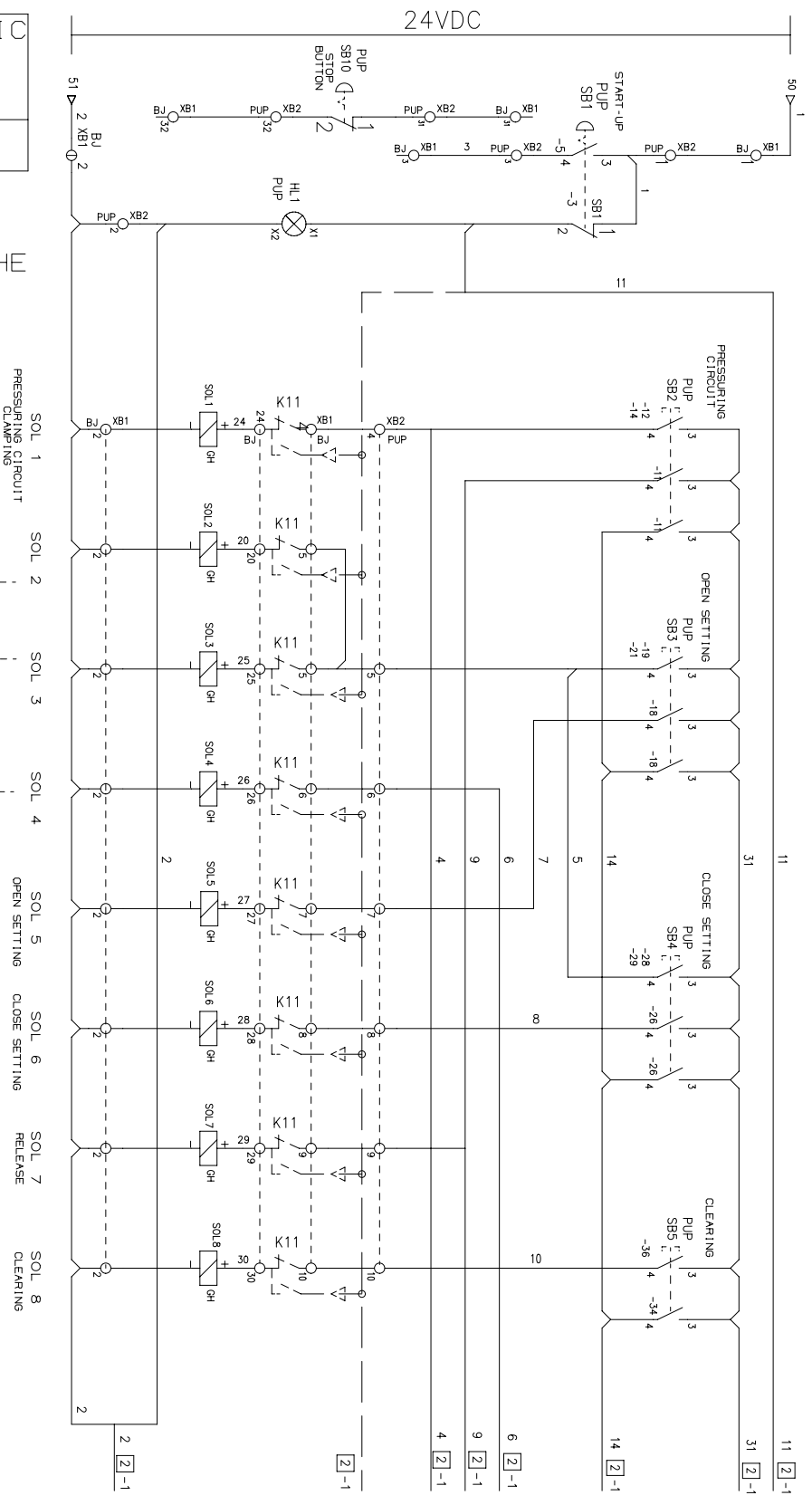
THE INFORMATION CONTAINED HEREIN COULD BE MODIFIED WITHOUT PRIOR NOTIFICATION BY METSO

WIRING HYDRAULIC  
UNIT  
WITH SETTING  
BY AUTOMATION  
PAGE 8 TO 10

NOTA :  
THE RELAYS K11  
ARE NOT WITH THE  
HYDRAULIC UNIT

01

- 1
- 2
- 3
- 4
- 5
- 6
- 7
- 8
- 9
- 10
- 11
- 12
- 13
- 14
- 15
- 16
- 17
- 18
- 19
- 20
- 21
- 22
- 23
- 24
- 25
- 26
- 27
- 28
- 29
- 30
- 31
- 32
- 33
- 34
- 35
- 36
- 37
- 38
- 39
- 40







# ELECTRICAL

## WIRING DIAGRAM

HP100,HP200,HP300,HP400,HP500

TD3-B102

Page 9 / 10

PREPARED BY  
voia

APPROVED BY

DATE OF ISSUE  
13-Sep-1999

REV 10

DATE

ECN 38091

09-Aug-2013

PROPRIETARY CODE

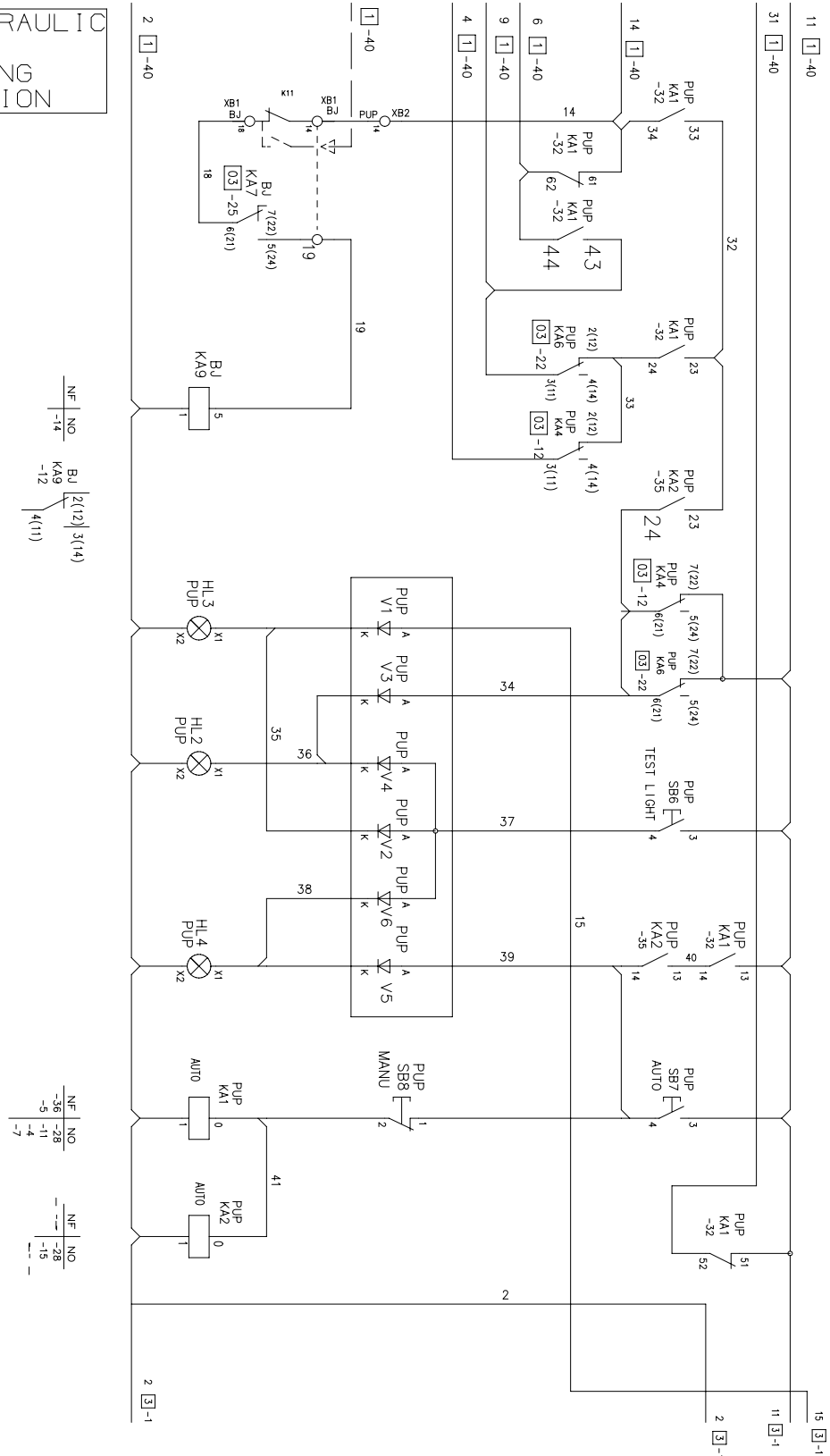
A

THE INFORMATION CONTAINED HEREIN COULD BE MODIFIED WITHOUT PRIOR NOTIFICATION BY METSO

02

- 1
- 2
- 3
- 4
- 5
- 6
- 7
- 8
- 9
- 10
- 11
- 12
- 13
- 14
- 15
- 16
- 17
- 18
- 19
- 20
- 21
- 22
- 23
- 24
- 25
- 26
- 27
- 28
- 29
- 30
- 31
- 32
- 33
- 34
- 35
- 36
- 37
- 38
- 39
- 40

WIRING HYDRAULIC UNIT WITH SETTING BY AUTOMATION





PREPARED BY  
voia

APPROVED BY

DATE OF ISSUE  
13-Sep-1999

# ELECTRICAL

## WIRING DIAGRAM

HP100,HP200,HP300,HP400,HP500

TD3-B102

Page 10 / 10

REV 10

DATE

ECN 38091

09-Aug-2013

PROPRIETARY CODE

A

THE INFORMATION CONTAINED HEREIN COULD BE MODIFIED WITHOUT PRIOR NOTIFICATION BY METSO

03

- 1
- 2
- 3
- 4
- 5
- 6
- 7
- 8
- 9
- 10
- 11
- 12
- 13
- 14
- 15
- 16
- 17
- 18
- 19
- 20
- 21
- 22
- 23
- 24
- 25
- 26
- 27
- 28
- 29
- 30
- 31
- 32
- 33
- 34
- 35
- 36
- 37
- 38
- 39
- 40

WIRING HYDRAULIC UNIT WITH SETTING BY AUTOMATION

