



Verschlauchungsplan Hydraulic hose diagram

AB 220-3

28AB
Baureihe /
Series

0010 - XXXX
Seriennummer /
Serial No

13.10.2014
Ausgabedatum /
Date of issue

HVP_28AB_2390385_00_00_00
Katalog Bestellnummer /
Catalogue order No

Schutzvermerk nach ISO 16016

Weitergabe sowie Vervielfältigung dieses Dokuments, Verwertung und Mitteilung seines Inhalts sind verboten, soweit nicht ausdrücklich gestattet.

Zuwiderhandlungen verpflichten zum Schadenersatz. Alle Rechte für den Fall der Patent-, Gebrauchsmuster- oder Geschmacksmustereintragung vorbehalten.

Protection Notice ISO 16016

The reproduction, distribution and utilization of this document as well as the communication of its contents to others without explicit authorization is prohibited.

Offenders will be held liable for the payment of damages. All rights reserved in the event of the grant of a patent, utility model or design.

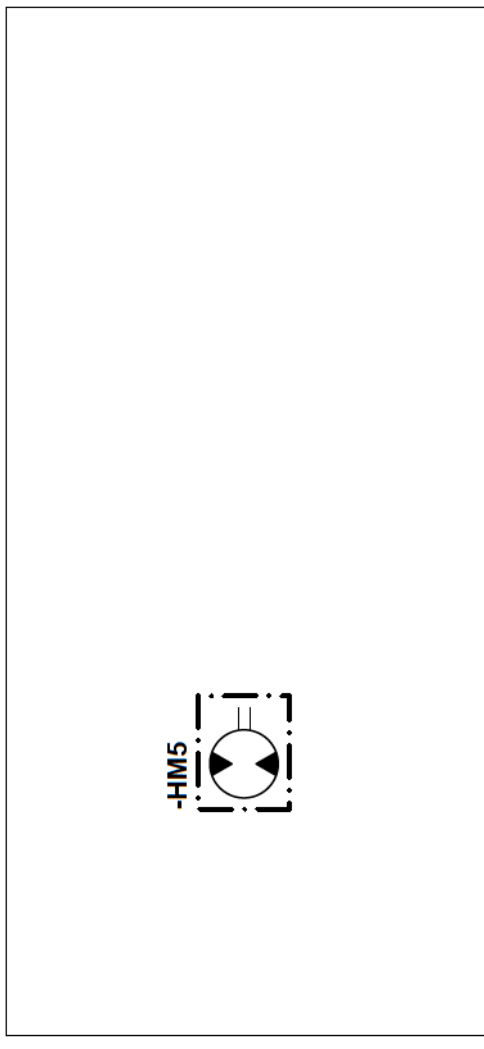
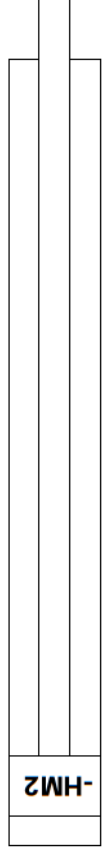
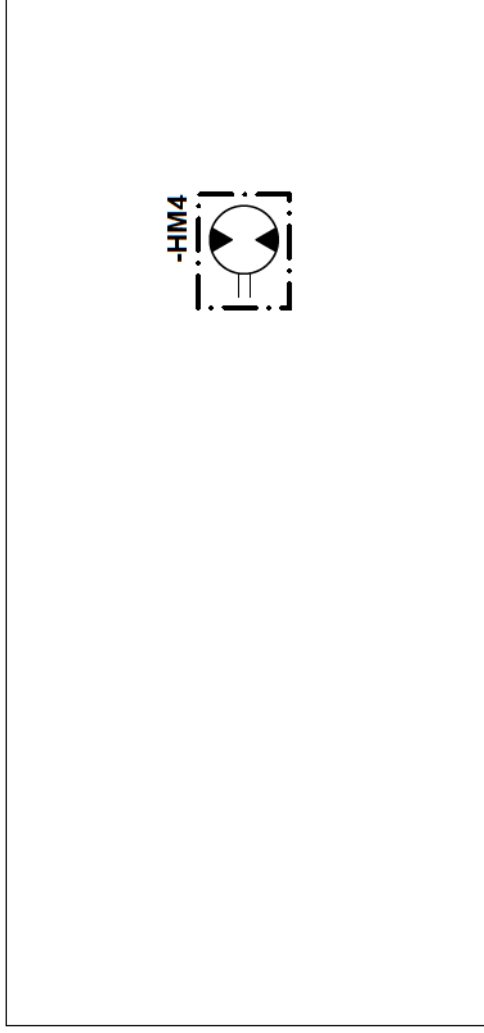
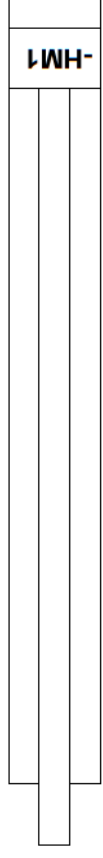

Blatt / Sheet	Inhalt / Contents	Blatt / Sheet	Inhalt / Contents
1	Deckblatt cover sheet	15	Vibrationsantrieb TV advance vibration TV
2	Inhaltsverzeichnis contents	16	Tamperantrieb TV advance tamper TV
3	Topologie V topology V	17	Lecköl TV case drain TV
4	Hydr. Anschlüsse V hydr. connections V	18	Erklärung Gerätekenbuchstaben, hydraulisch Explanation device code letter, hydraulic
5	Bohle aus-/einfahren links screed extend/retract left hand	19	Symbole, Hydraulikverschraubungen symbols, hydraulic connections
6	Bohle aus-/einfahren rechts screed extend/retract right hand		
7	Lecköl Grundbohle case drain basic screed		
8	Vibrationsantrieb V advance vibration V		
9	Lecköl V case drain V		
10	Topologie TV topology TV		
11	Hydr. Anschlüsse TV hydr. connections TV		
12	Bohle aus-/einfahren links screed extend/retract left hand		
13	Bohle aus-/einfahren rechts screed extend/retract right hand		
14	Lecköl Grundbohle case drain basic screed		

Drawing by:	Approved by:	Status:	Material No.:
date 25.08.2014	date 13.10.2014	AE = changeable	2390385
name Holzmann	name Holzmann	PF = prototype release	Revision No. 00
E - CAE	Document type:	SF	
		SF = serial release	
	Function group No.:		
	HVP		

Document No.:	Partial Document No.:	Version No.:
Series code: 28AB	Valid for Serial No.:	
Sheet plant:	from 0010 to XXXX	
Sheet Location:		

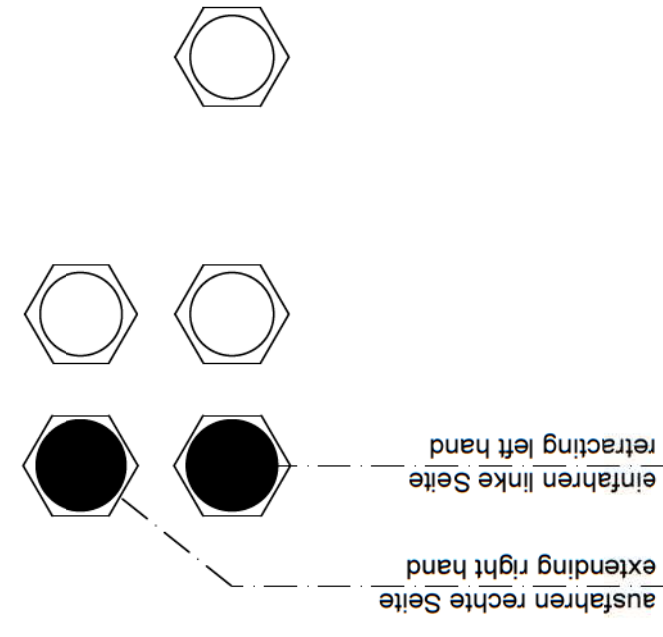
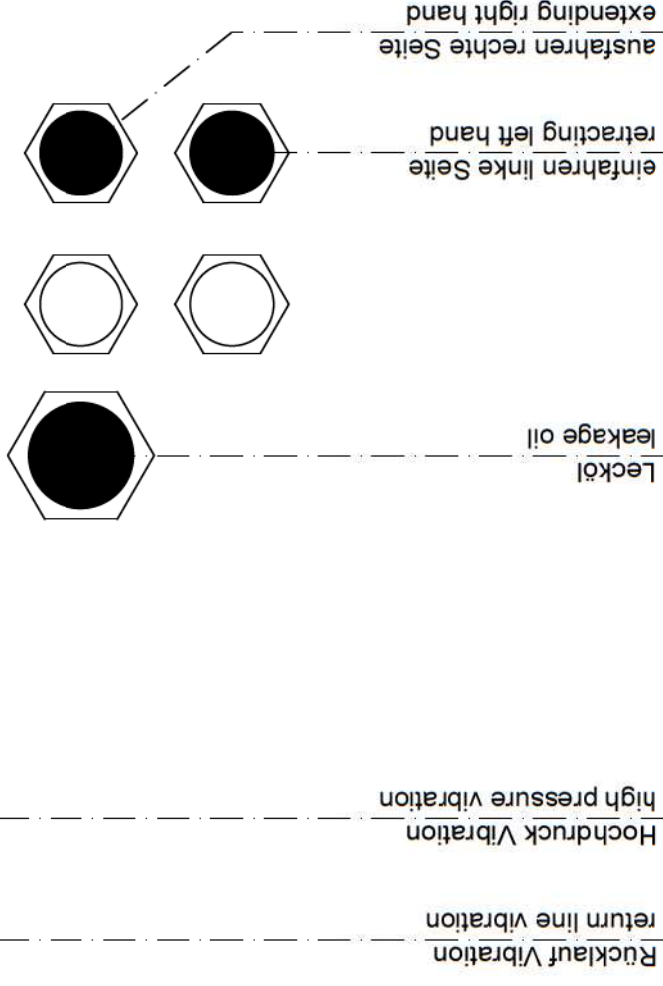

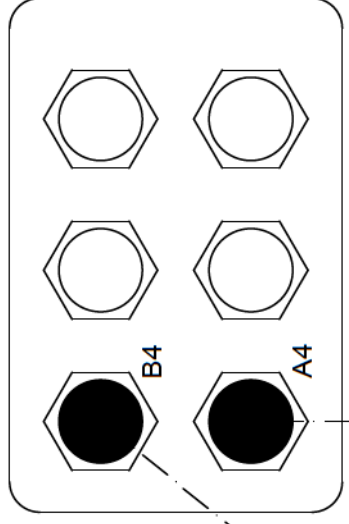


Inhaltsverzeichnis	
contents	

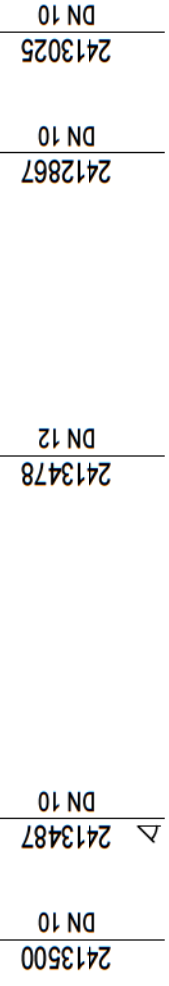
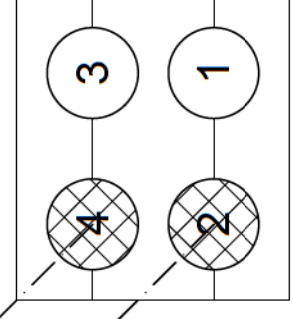
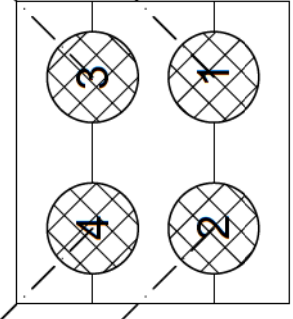


Drawing by:	Approved by:	last change:	Status:	Material No.:	Document No.:	Version No.:
date 25.08.2014	date 13.10.2014	date	AE = changeable	2390385	Partial Document No.:	
name Holzmann	name Holzmann	name	PF = prototype release	Revision No.:	Valid for Serial No.:	
E - CAE	Document type:	Function group No.:	SF	00	from 0010 to XXXX	
	HVP		SF = serial release		Sheet plant:	
					Sheet Location:	

Rückwand Zugmaschine rear motor tractor



Grundbohle basic screed



Rohrschelle 2030542
pipe clip 2030542

Rohrschelle 2030542
pipe clip 2030542

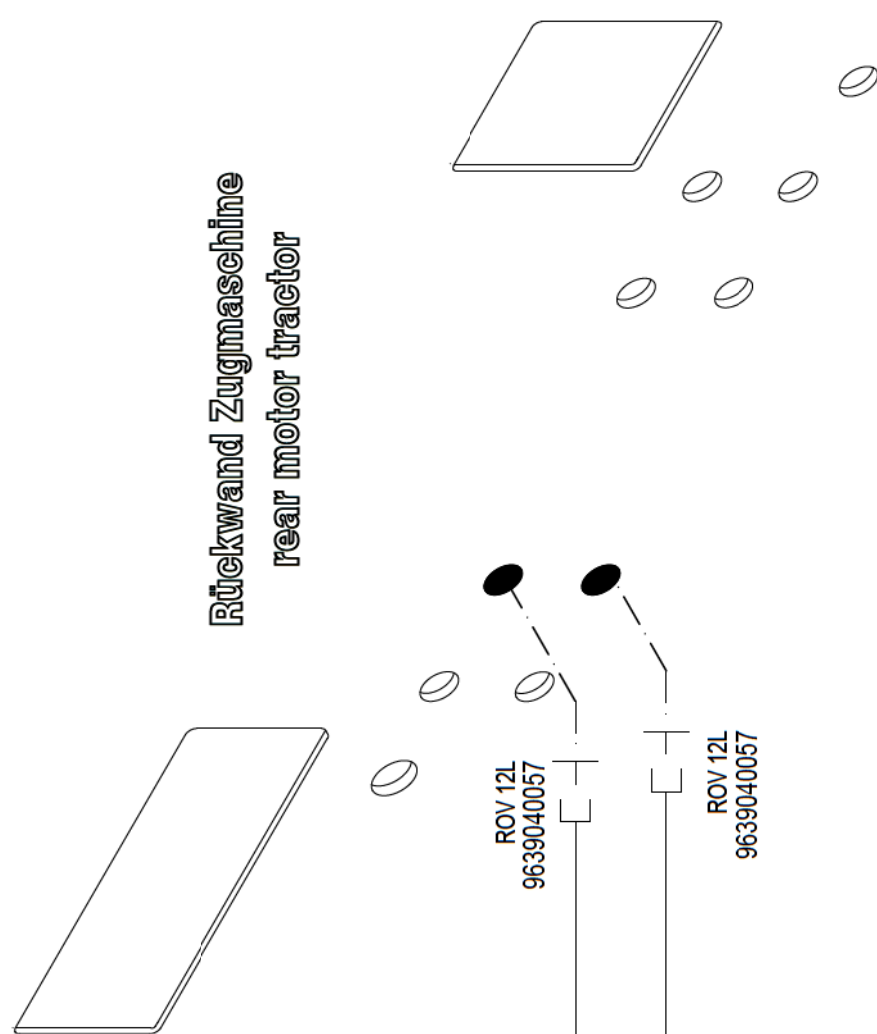
Drawing by:	Approved by:	Last change:	Status:	Material No.:	Document No.:	Version No.:
date 25.08.2014 name Holzmann	date 13.10.2014 name Holzmann	date name Function group No.:	SF AE = changeable PF = prototype release SF = serial release	2390385 Revision No. 00	28AB Valid for Serial No.:	0010 to XXXX
E - CAE	Document type: HVP			Sheet plant: Sheet Location:		

Hydr. Anschlüsse V hydr. connections V		Document No.:	Version No.:
		Series code:	Valid for Serial No.:
		from 0010 to XXXX	
		Sheet plant:	Sheet Location:

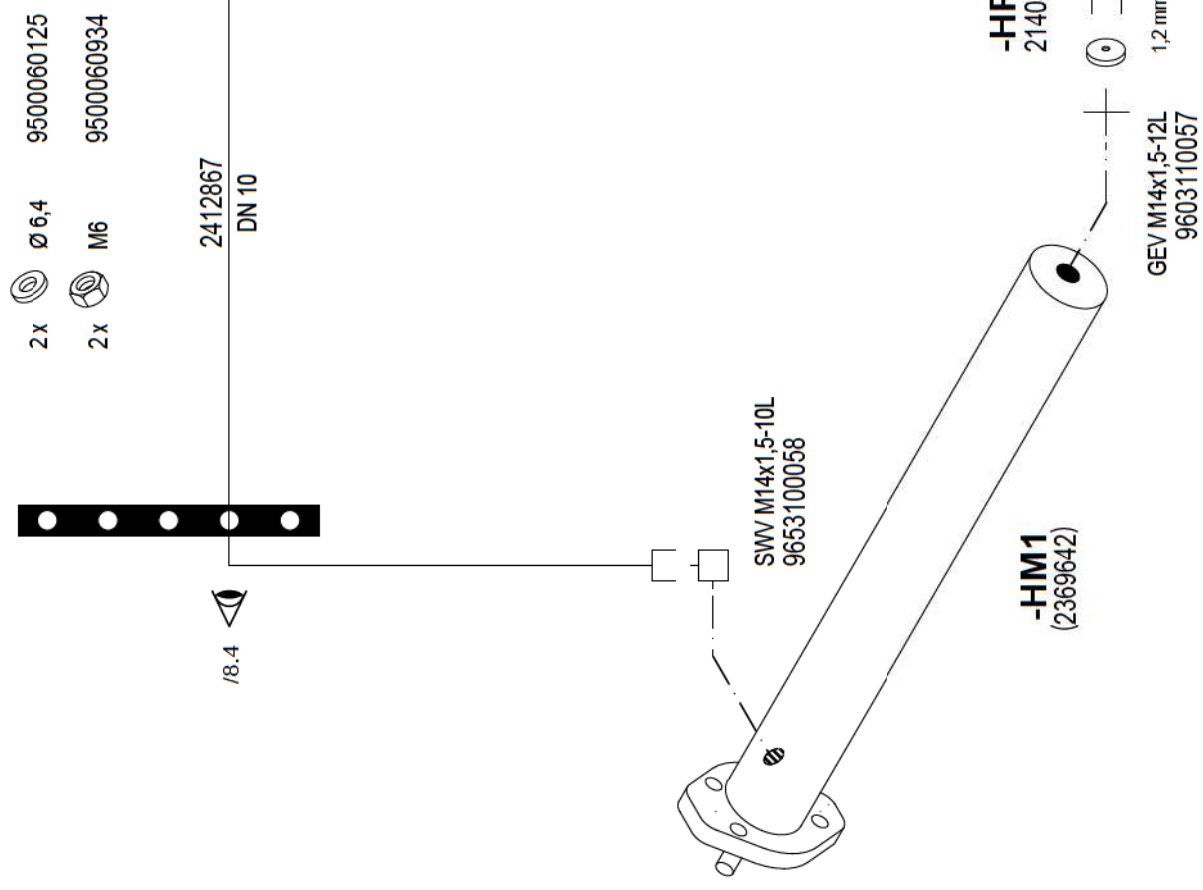



2394424

Rückwand Zugmaschine
rear motor tractor



- 1x Blech 2028555
- 2x M8x20 9508200933
- 2x Ø 8,4 9500080125
- 2x M6x60 9506360933
- 1x 4x Ø17,5 2030542
- 1x Platte 2415479
- 2x Ø 6,4 9500060125
- 2x M6 9500060934



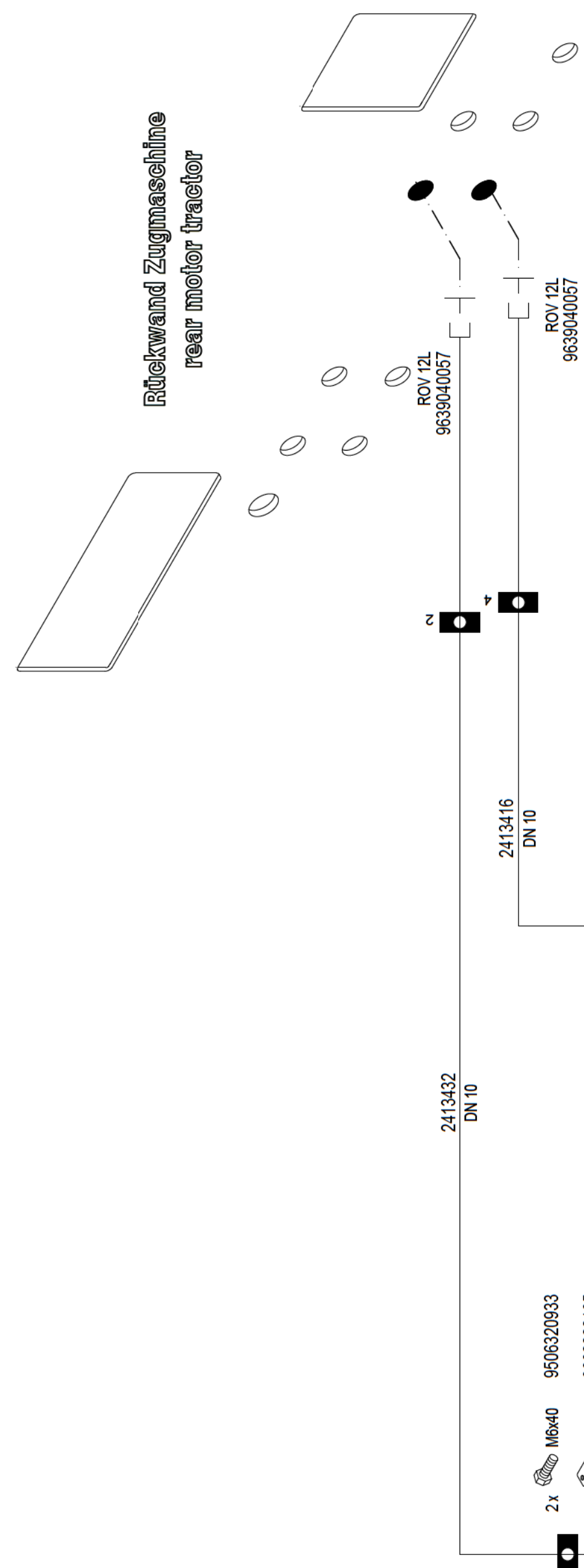
Drawing by:	Approved by:	Last change:	Status:	Material No.:
date 25.08.2014 name Holzmann	date 13.10.2014 name Holzmann	date name	AE = changeable PF = prototype release SF = serial release	2390385
E - CAE	Document type:	Function group No.:		Revision No. 00
	HVP			

WÜRGTEN GROUP
VÖGELE

Document No.:	Partial Document No.:	Version No.:
Series code:	Valid for Serial No.:	
28AB	from 0010 to XXXX	
Sheet plant:		
Sheet Location:		

Bohle aus-/einfahren links
screed extend/retract left hand


Rückwand Zugmaschine
rear motor tractor



- 2x M6x40 9506320933
- 1x Gr.2 9680020185
- 1x Ø 18 9650180185

-HR2
2140356

- 1x Blech 2032615
- 2x M8x20 9508200933
- 2x Ø 8,4 9500080125
- 2x M6x60 9506360933
- 1x 4x Ø17,5 2030542
- 1x Platte 2415479
- 2x Ø 6,4 9500060125
- 2x M6 9500060934



-HM2
(2369642)

GEV M14x1,5-12L
9603110057

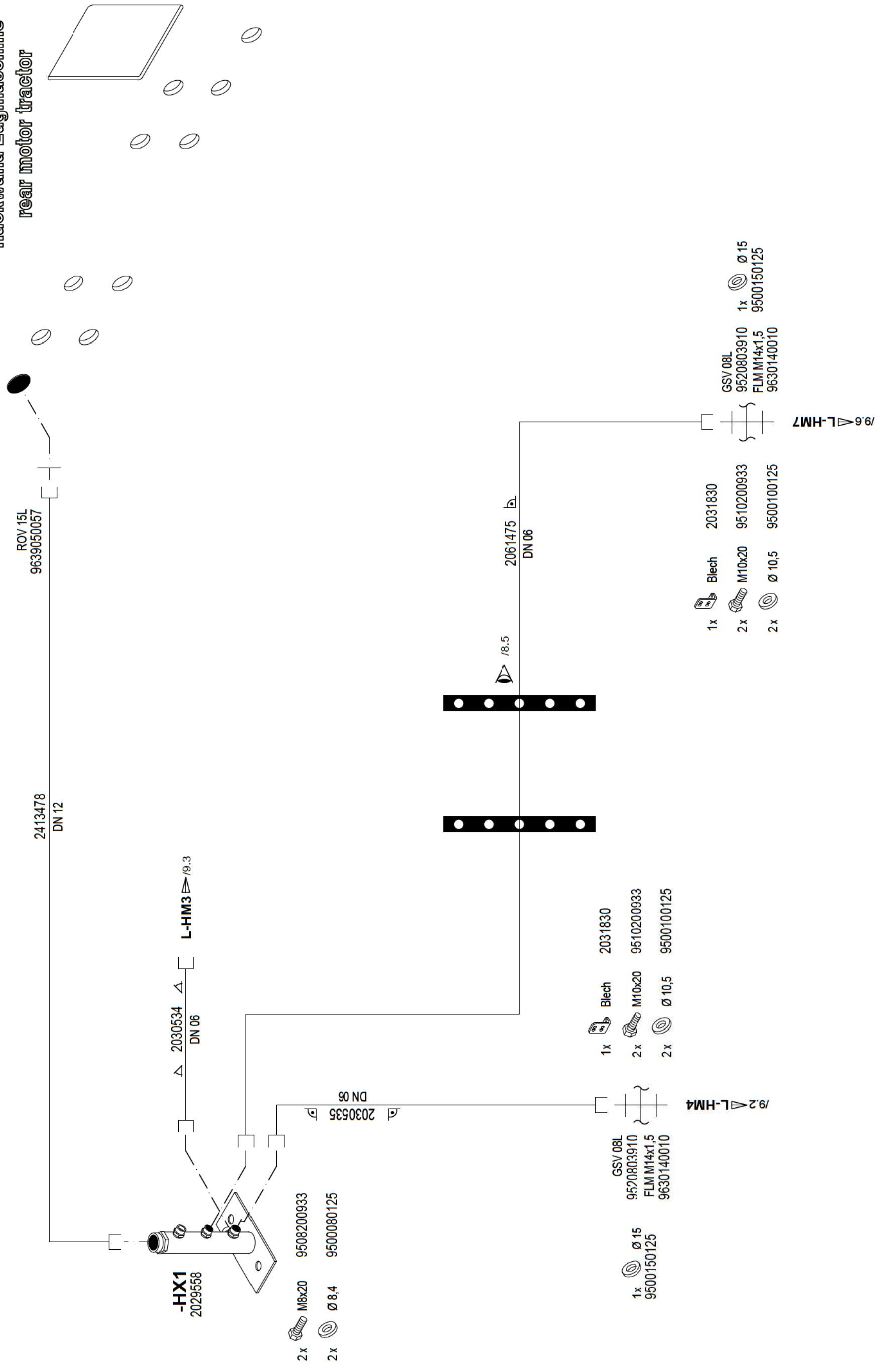


2394429

Drawing by:	Approved by:	last change:	Status:	Material No.:	WÜRGTEN GROUP	VÖGELE	Document No.:	Version No.:
date 25.08.2014 name Holzmann	date 13.10.2014 name Holzmann	date name name	AE = changeable PF = prototype release SF = serial release	2390385 Revision No. 00			28AB	
E - CAE	HVP	Function group No.:					Valid for Serial No.:	
							from 0010 to XXXX	
							Sheet plant:	
							Sheet Location:	

Bohle aus-/einfahren rechts
screed extend/retract right hand

Rückwand Zugmaschine
rear motor tractor



-HX1
2029558

- 2 x M8x20 9508200933
- 2 x Ø 8,4 9500080125

- 1 x Blech 2031830
- 2 x M10x20 9510200933
- 2 x Ø 10,5 9500100125

- GSV 08L 9520803910
- FLM M14x1,5 9630140010

1/2 L-HM4

1/8.5
2061475
DN 06

- 1 x Blech 2031830
- 2 x M10x20 9510200933
- 2 x Ø 10,5 9500100125

- GSV 08L 9520803910 1 x Ø 15
- FLM M14x1,5 9500150125
- 9630140010

1/9.6 L-HM7



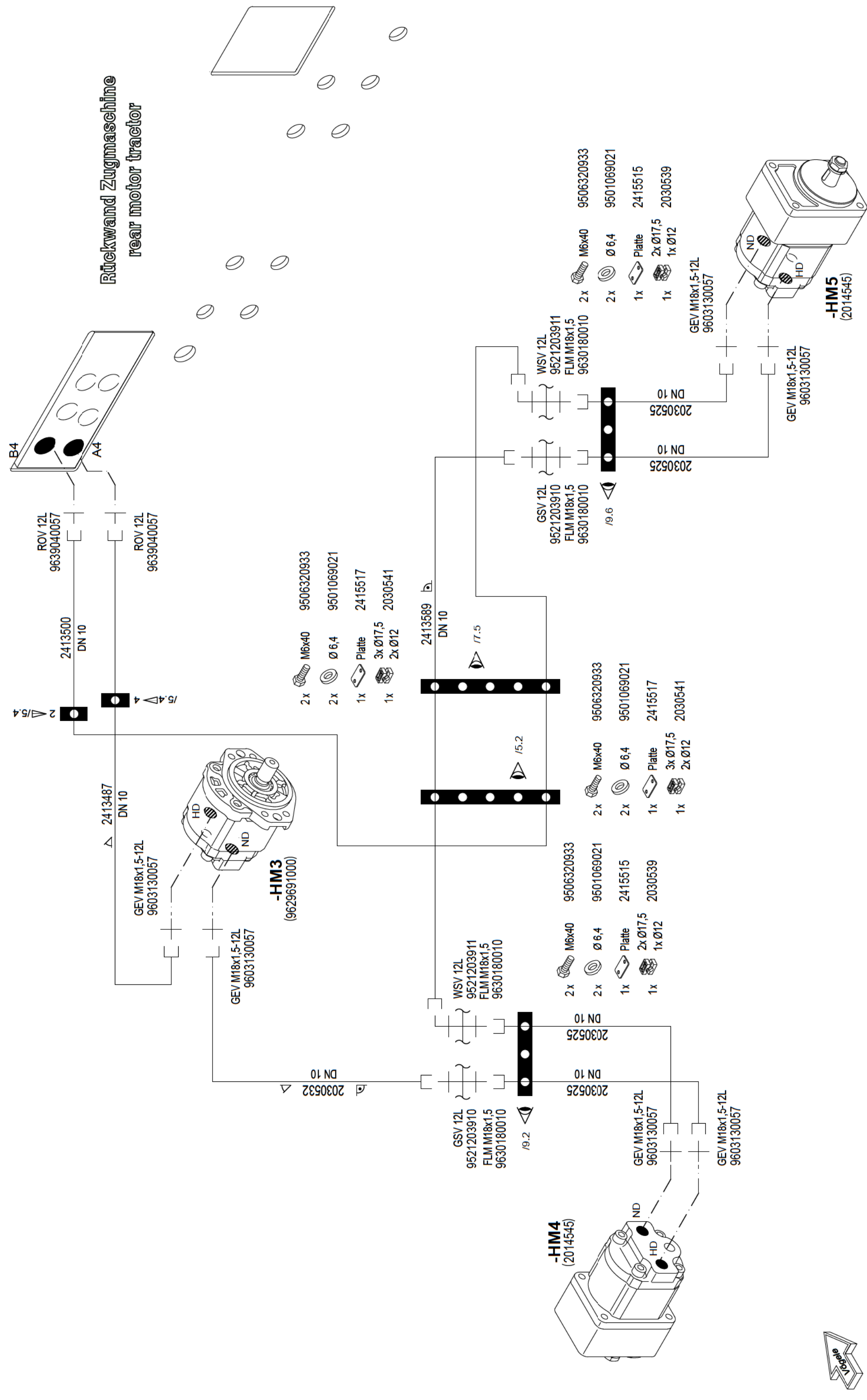
2403405

Drawing by:	Approved by:	last change:	Status:	Material No.:	Document No.:	Version No.:
date 25.08.2014	date 13.10.2014	date	AE = changeable	2390385	Partial Document No.:	
name Holzmann	name Holzmann	name	PF = prototype release	Revision No. 00	Valid for Serial No.:	
E - CAE	Document type:	Function group No.:	SF		from 0010 to XXXX	
	HVP		SF = serial release		Sheet plant:	
					Sheet Location:	

WÜRGTEN GROUP

VÖGELE

Rückwand Zugmaschine
rear motor tractor



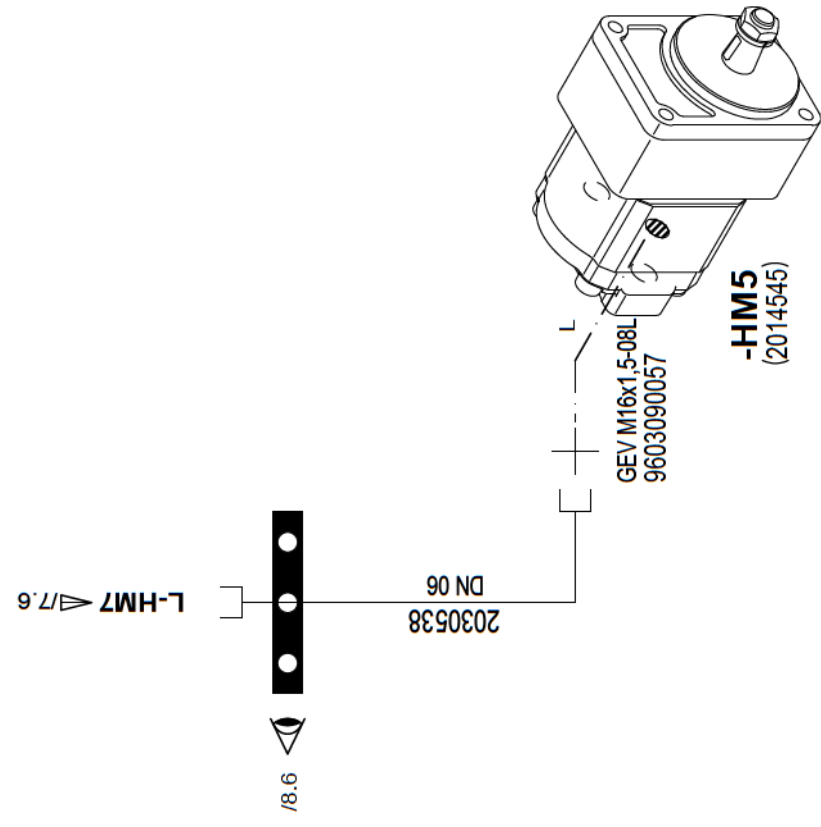
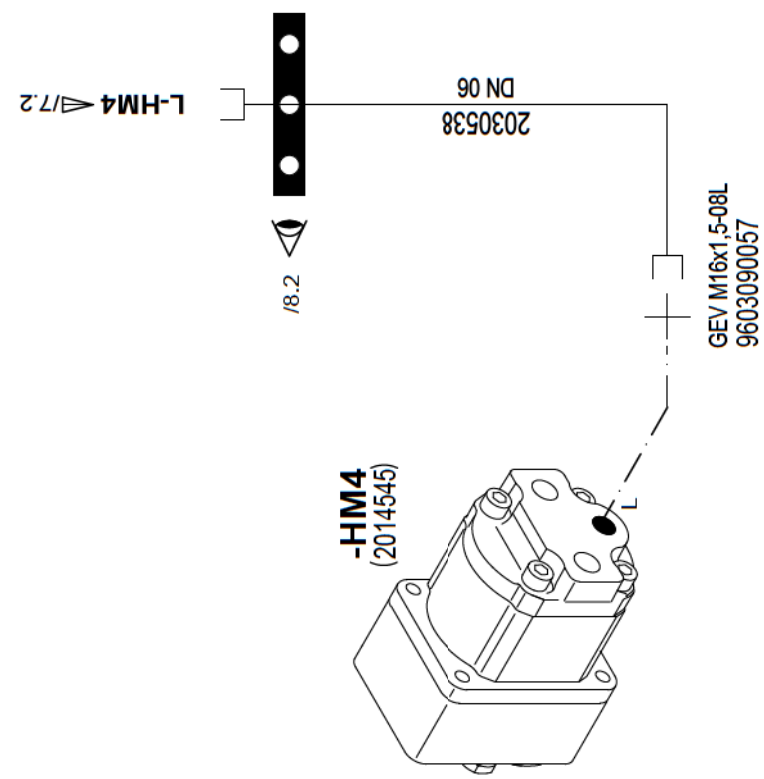
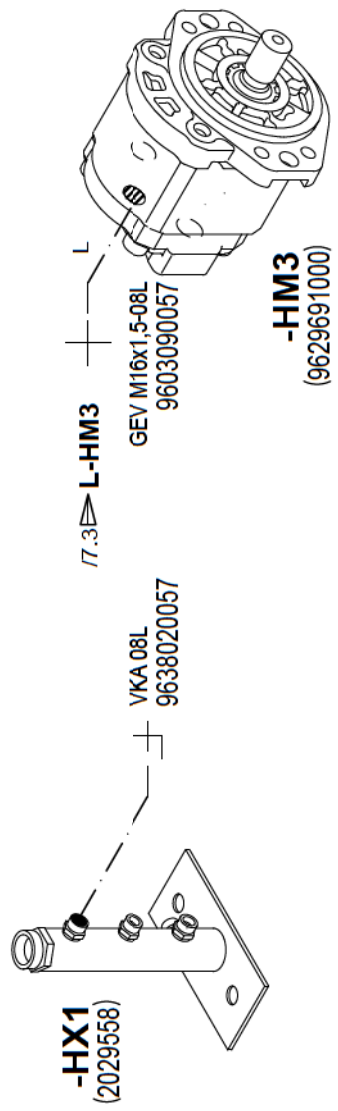
2394430

Drawing by:	Approved by:	last change:	Status:	Material No.:	WÜRGTGEN GROUP	VÖGELE	Document No.:	Version No.:
date: 25.08.2014 name: Holzmann	date: 13.10.2014 name: Holzmann	date: name:	SF AE = changeable PF = prototype release SF = serial release	2390385 Revision No.: 00			Partial Document No.:	
E - CAE		Document type:		Function group No.:		Series code:		Valid for Serial No.:
HVP						from 0010 to XXXX		Sheet plant:
						Sheet Location:		

Vibrationsantrieb V
advance vibration V



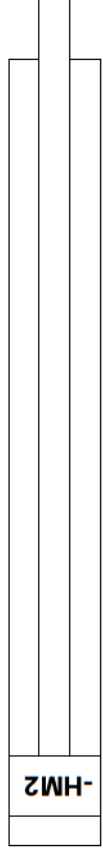
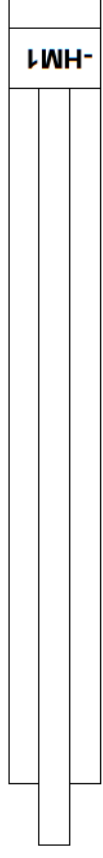

2394431



Drawing by:	Approved by:	Last change:	Status:	Material No.:	Document No.:	Version No.:
date 25.08.2014 name Holzmann	date 13.10.2014 name Holzmann	date name Function group No.:	AE = changeable PF = prototype release SF = serial release	2390385 Revision No. 00	Partial Document No.:	
E - CAE	HVP		SF		Series code: 28AB Valid for Serial No.:	from 0010 to XXXX
					Sheet plant:	Sheet Location:



Lecköl V
case drain V

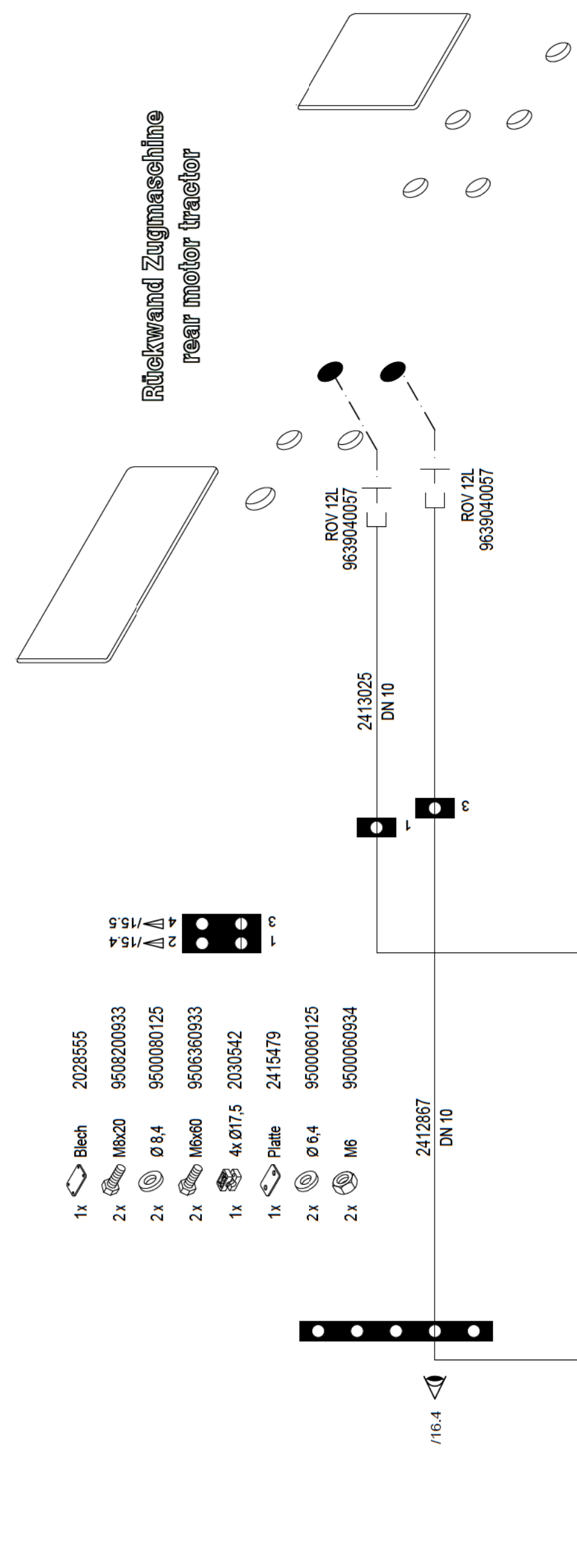


Drawing by:	Approved by:	last change:	Status:	Material No.:	Document No.:	Version No.:
date 25.08.2014	date 13.10.2014	date	AE = changeable	2390385	Partial Document No.:	
name Holzmann	name Holzmann	name	PF = prototype release		Valid for Serial No.:	
E - CAE	HVP	Function group No.:	SF	00	from 0010 to XXXX	
			SF = serial release		Sheet plant:	
					Sheet Location:	

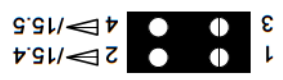


2394424

Rückwand Zugmaschine
rear motor tractor



- 1x Blech 2028555
- 2x M8x20 9508200933
- 2x Ø 8,4 9500080125
- 2x M6x60 9506360933
- 1x 4x Ø17,5 2030542
- 1x Platte 2415479
- 2x Ø 6,4 9500060125
- 2x M6 9500060934

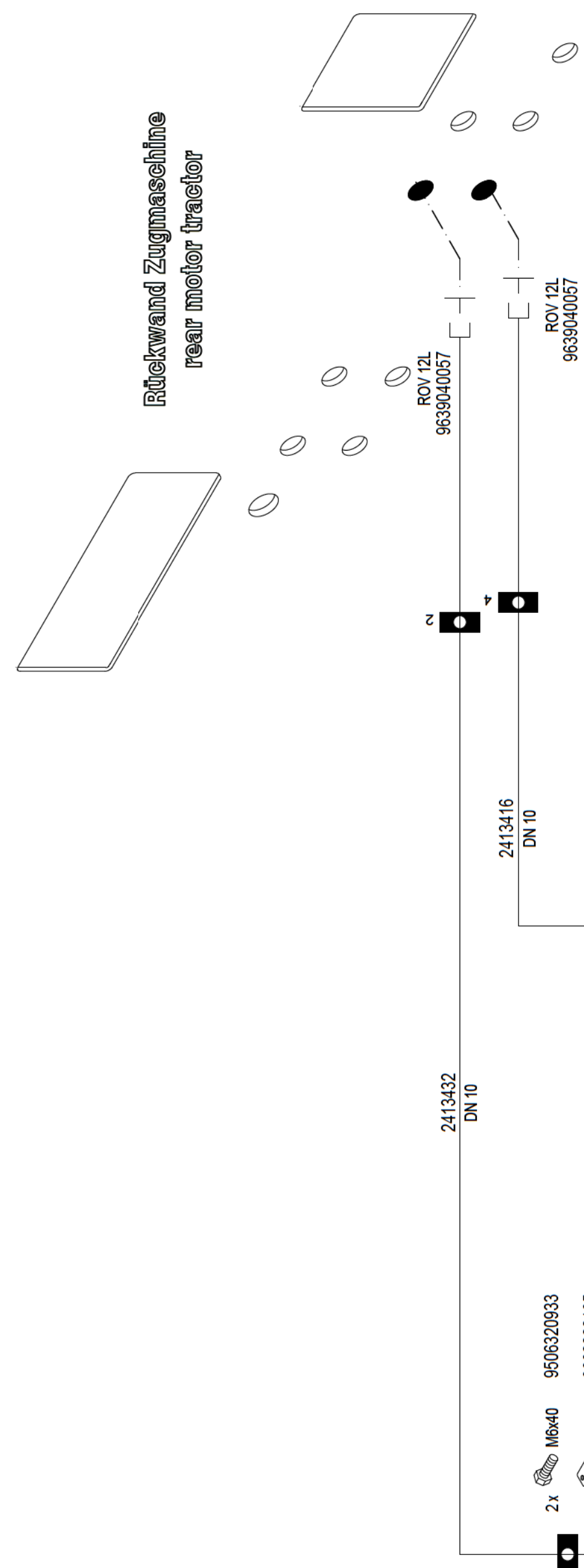


Drawing by: date 25.08.2014 name Holzmann		Approved by: date 13.10.2014 name Holzmann		last change: date name Function group No.:		Status: SF AE = changeable PF = prototype release SF = serial release		Material No.: 2390385 Revision No.: 00				Document No.: Partial Document No.: Version No.: Series code: 28AB Valid for Serial No.: from 0010 to XXXX Sheet plant: Sheet Location:		Bohle aus-/einfahren links screed extend/retract left hand		Sheet: 12 of 19 Sheets	
--	--	---	--	--	--	---	--	---	--	--	--	---	--	---	--	---	--



2394429

Rückwand Zugmaschine
rear motor tractor



- 2x M6x40 9506320933
- 1x Gr.2 9680020185
- 1x Ø 18 9650180185

-HR2
2140356

- 1x Blech 2032615
- 2x M8x20 9508200933
- 2x Ø 8,4 9500080125
- 2x M6x60 9506360933
- 1x 4x Ø17,5 2030542
- 1x Platte 2415479
- 2x Ø 6,4 9500060125
- 2x M6 9500060934



-HM2
(2369642)

GEV M14x1,5-12L
9603110057

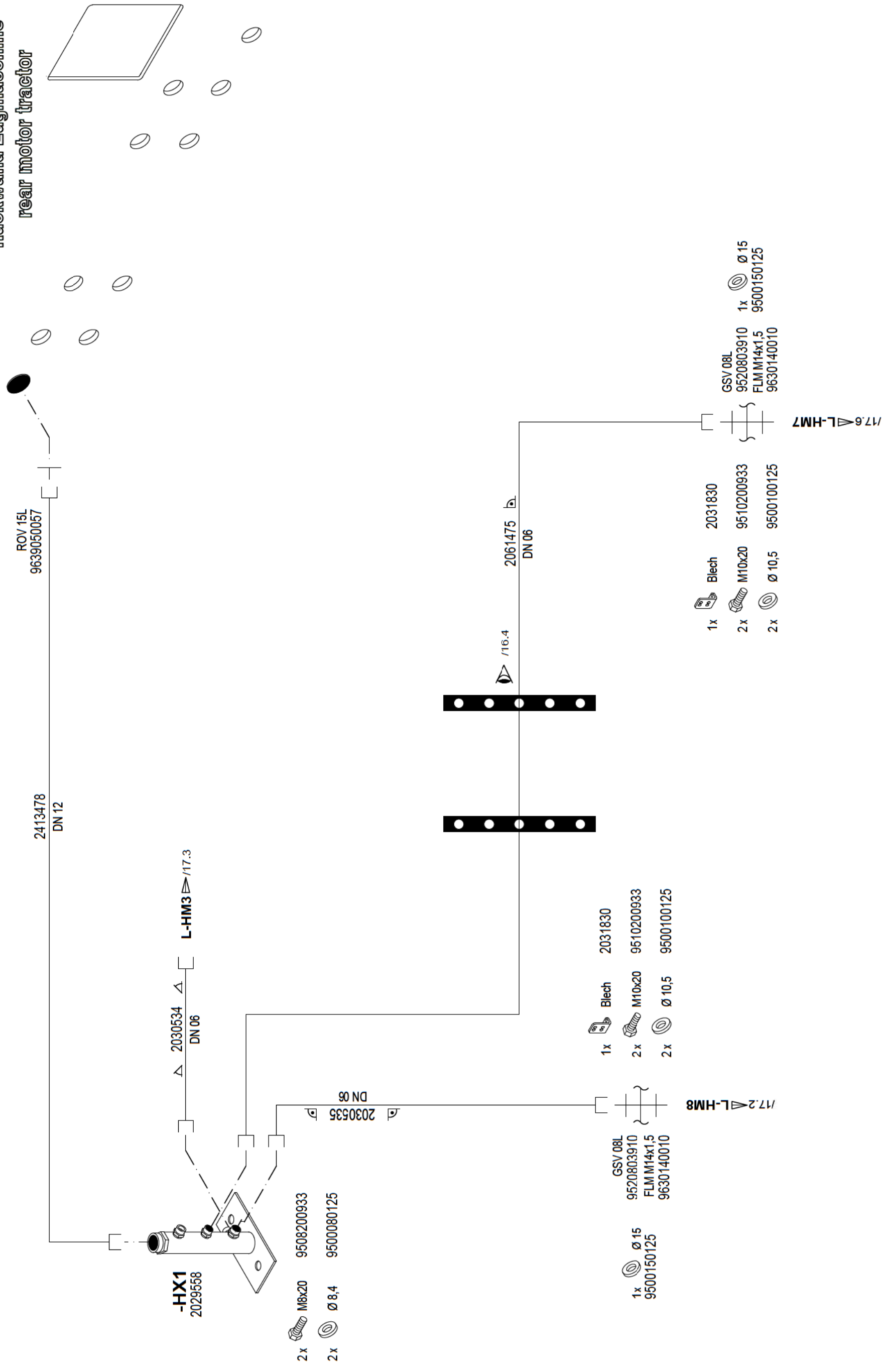
Drawing by:	Approved by:	last change:		Status:	Material No.:	Document No.:		Version No.:	
date	date	date	date	AE = changeable	2390385	Partial Document No.:		Version No.:	
name	name	name	name	PF = prototype release	Revision No.:	Valid for Serial No.:		Valid for Serial No.:	
E - CAE	Holzmann	Holzmann	Holzmann	SF	00	from 0010 to XXXX		from 0010 to XXXX	
Document type:	Function group No.:	Function group No.:		SF	00	Sheet plant:		Sheet Location:	
HVP				SF	00	Sheet plant:		Sheet Location:	

WIRTSCHAFTS
GRUPPE

VÖGELE

Bohle aus-/einfahren rechts
screed extend/retract right hand

Rückwand Zugmaschine
rear motor tractor



- 2 x M8x20 9508200933
- 2 x Ø 8,4 9500080125

- 1 x Blech 2031830
- 2 x M10x20 9510200933
- 2 x Ø 10,5 9500100125

- 1 x Ø 15 9500150125
- GSV 08L 9520803910
- FLM M14x1,5 9630140010

- 1 x Blech 2031830
- 2 x M10x20 9510200933
- 2 x Ø 10,5 9500100125
- GSV 08L 9520803910
- FLM M14x1,5 9630140010
- 1 x Ø 15 9500150125



2403405

Drawing by:	Approved by:	last change:	Status:	Material No.:
date 25.08.2014	date 13.10.2014	date	AE = changeable	2390385
name Holzmann	name Holzmann	name	PF = prototype release	Revision No. 00
E - CAE	Document type: HVP	Function group No.:	SF	
			SF = serial release	

WÜRGTEN GROUP
VÖGELE

Document No.: Partial Document No.: Version No.:

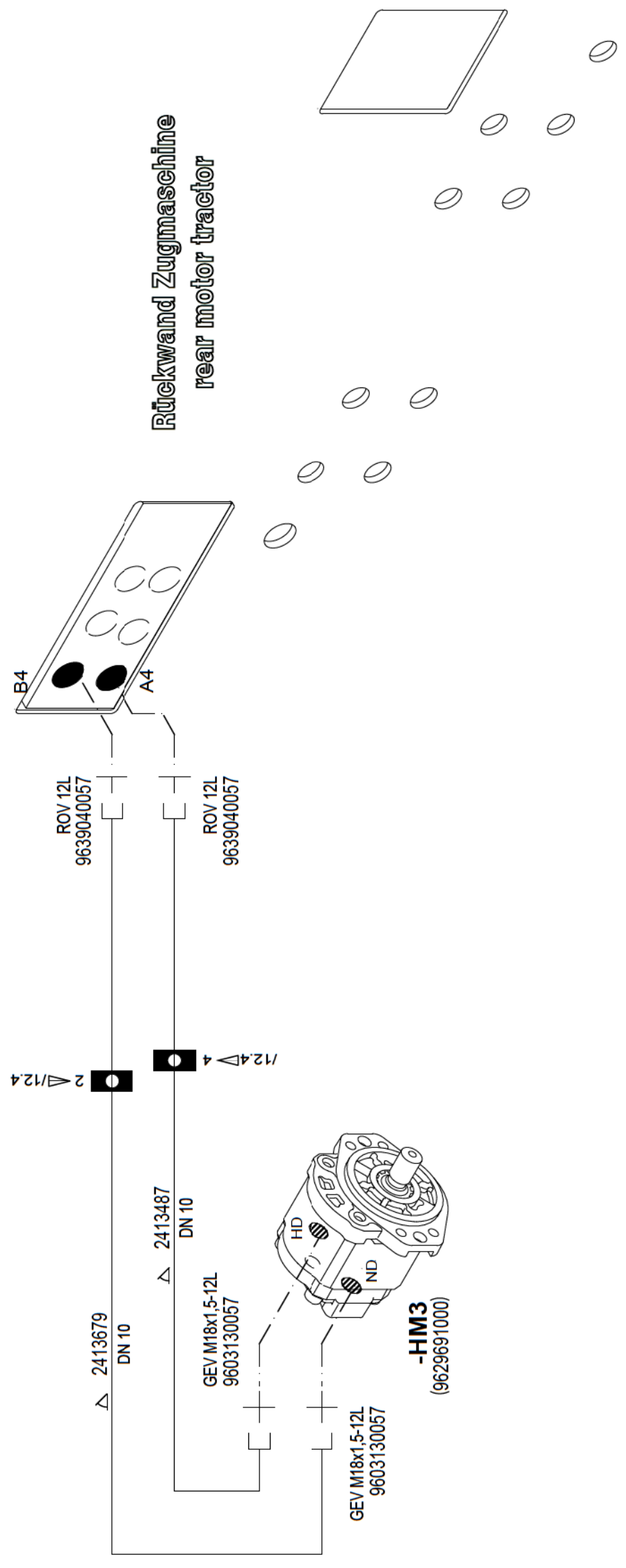
Series code: **28AB** Valid for Serial No.: from **0010** to **XXXX**

Sheet plant: Sheet Location:

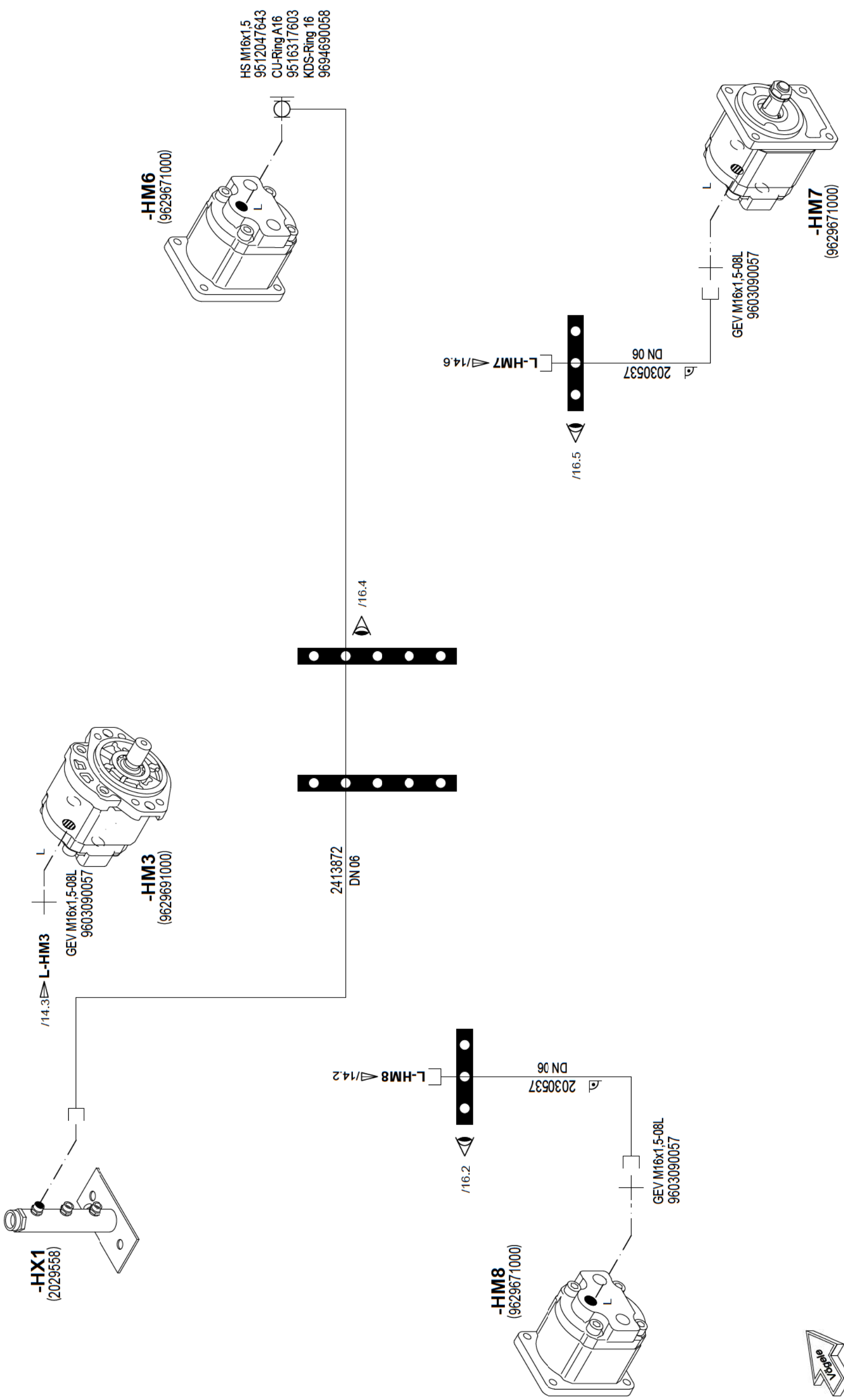
Lecköl Grundbohle
case drain basic screed



2394432



Drawing by:		Approved by:		last change:		Status:		Material No.:		Document No.:		Version No.:	
date	25.08.2014	date	13.10.2014	date		AE = changeable		2390385		Series code:	28AB	Valid for Serial No.:	0010 to XXXX
name	Holzmann	name	Holzmann	name		PF = prototype release		Revision No.:	00	Sheet plant:		Sheet Location:	
E - CAE		Document type:	HVP	Function group No.:		SF = serial release							



2394435

Drawing by:	Approved by:	last change:	Status:	Material No.:	Document No.:	Version No.:
date 25.08.2014	date 13.10.2014	date	AE = changeable	2390385	Partial Document No.:	
name Holzmann	name Holzmann	name	PF = prototype release	Revision No.:	Valid for Serial No.:	
E - CAE	Document type:	Function group No.:	SF	00	from 0010 to XXXX	
	HVP		SF = serial release		Sheet plant:	
					Sheet Location:	



2394435

Lecköl TV
case drain TV

Gerätekenbuchstaben, hydraulisch (beispielhaft) / device code letter, hydraulic (exemplified)

<u>Gerätekenbuchstabe / device code letter</u>	<u>Deutsch</u>	<u>English</u>	<u>Gerätekenbuchstabe / device code letter</u>	<u>Deutsch</u>	<u>English</u>
- HA	Ventilblock	valve-block	- HP	Manometer	pressure gauge
- HB	Durchflussmesser Durchflusswächter Druckschalter hydraulisch	flow measuring device flow controller hydraulic pressure switch	- HQ	Bremsventil Kugelhahn Lenkeinheit Wegeventil	braking valve ball valve steering unit direction control valve
- HC	Speicher	accumulator	- HR	Drosselventil Drosselrückschlagventil Druckreduzierventil Lasthalteventil Rückschlagventil	throttle valve throttle check valve pressure reduction valve counter balance valve check valve
- HE	Kühler	cooler	- HT	Getriebe	gearbox
- HF	Druckbegrenzungsventil	pressure limiting valve	- HV	Hydraulikfilter	hydraulic filter
- HG	Hydraulikpumpe	hydraulic pump	- HX	Abdeckplatten Reihenflanschplatte Schnellkupplung	cover plates manifold plate quick-action coupling
- HK	Mengenteiler Prioritätsventil Stromregelventil	flow divider priority valve flow control valve	- Ma	Ventil Magnetspule a	valve coil a
- HM	Hydraulikmotor Hydraulikzylinder	hydraulic motor hydraulic cylinder	- Mb	Ventil Magnetspule b	valve coil b

Drawing by:	Approved by:	Last change:	Status:
date: 25.08.2014 name: Holzmann	date: 13.10.2014 name: Holzmann	date: name:	SF AE = changeable PF = prototype release SF = serial release
E - CAE	Document type: HVP	Function group No.:	















































Material No.: 2390385	Revision No.: 00
---------------------------------	----------------------------



Document No.: Partial Document No.: Version No.:	
Series code: 28AB	Valid for Serial No.: from 0010 to XXXX
Sheet plant:	
Sheet Location:	

Erklärung Gerätekenbuchstaben, hydraulisch
Explanation device code letter, hydraulic

Symbole, Hydraulikverschraubungen symbols, hydraulic connections

ASV		Anschweißverschraubung weld connector	GSV		Gerade Schottverschraubung bulkhead union	ROV		Rohr-Verschlussverschraubung blanking plug for tube ends		EWV		Doppelverbinder swivel elbow
DA		Distanzadapter distance piece adapter	GV		Gerade Verschraubung union	SR		Schneidring cutting ring		EVV		Einstellbare Winkelverschraubung swivel elbow
DV		Drosselverschraubung throttle union	GZV		Gerade Zwischenverschraubung swivel union	SWV		Schwenkverschraubung banjo elbow				
EGE		Gerader Einschraubstutzen (Dichtkegel) swivel connector	HS		Hohlschraube hollow screw	TV		T-Verschraubung union tee				
ELV		Einstellbare L-Verschraubung swivel nut run tee	KOR		Konus-Reduzieranschluss tube end reducer	UEM		Überwurfmutter nut				
ESV		Einschweiss-Schottverschraubung weld bulkhead fitting	KV		Kreuzverschraubung cross union	VKA		Verschlussstopfen inkl. Überwurfmutter blanking plug with nut for cones				
ETV		Einstellbare T-Verschraubung swivel nut branch tee	MAV		Manometer-Aufschraubstutzen pressure gauge connector	VS		Verschlussstopfen blanking plug for cones				
EWV		Einstellbare Winkelverschraubung swivel elbow	MAVE		Manometer-Verschraubung pressure gauge swivel connector	VSS		Verschlusschraube blanking plug for ports				
FLM		Flachmutter locknut for bulkheads	Minim. DKO		Aufschraub-Messanschluss female measuring connector	VSTI		Verschlusschraube blanking plug for ports				
GAI		Gerader Aufschraubstutzen female connector	Minim. GEV		Einschraub-Messanschluss male stud measuring connector	WEE		Einstellbare Winkeleinschraubver- schraubung - adjustable elbow				
GEV		Gerade Einschraubverschraubung male stud connector	Minim. GV		Gerader Messanschluss measuring union	WFL		Winkel-Flanschverschraubung L-Serie elbow flange adapter L-series				
GFL		Gerade Flanschverschraubung L-Reihe straight flange adapter L-series	REDV		Reduzierverschraubung tube end reducer	WFS		Winkel-Flanschverschraubung S-Serie elbow flange adapter S-series				
GFS		Gerade Flanschverschraubung S-Reihe straight flange adapter S-series	RI		Gewinde Reduzierstutzen thread reducer	WSV		Winkel-Schottverschraubung bulkhead elbow				
GRV		Gerade Reduzierverschraubung straight reducer	RIG		Ringauge banjo	WV		Winkelverschraubung union elbow				

Drawing by:
date 25.08.2014
name Holzmann

Approved by:
date 13.10.2014
name Holzmann

Document type:
HVP

Last change:
date
name
Function group No.:

Status:
SF
AE = changeable
PF = prototype release
SF = serial release

Material No.:
2390385

Revision No.:
00



Document No.: Partial Document No.: Version No.:

Series code:
28AB

Valid for Serial No.:
from 0010 to XXXX

Sheet plant:

Sheet Location: