



Fettschmierverschlauchungsplan Lubrication hose diagram

AB500-3TV

23AB
Baureihe /
Series

0010 - XXXX
Seriennummer /
Serial No

12.07.2012
Ausgabedatum /
Date of issue

FVP_23AB_2279500_00_00_00
Katalog Bestellnummer /
Catalogue order No

Schutzvermerk nach ISO 16016

Weitergabe sowie Vervielfältigung dieses Dokuments, Verwertung und Mitteilung seines Inhalts sind verboten, soweit nicht ausdrücklich gestattet.



Zuwiderhandlungen verpflichten zum Schadenersatz. Alle Rechte für den Fall der Patent-, Gebrauchsmuster- oder Geschmacksmustereintragung vorbehalten.

Protection Notice ISO 16016

The reproduction, distribution and utilization of this document as well as the communication of its contents to others without explicit authorization is prohibited.

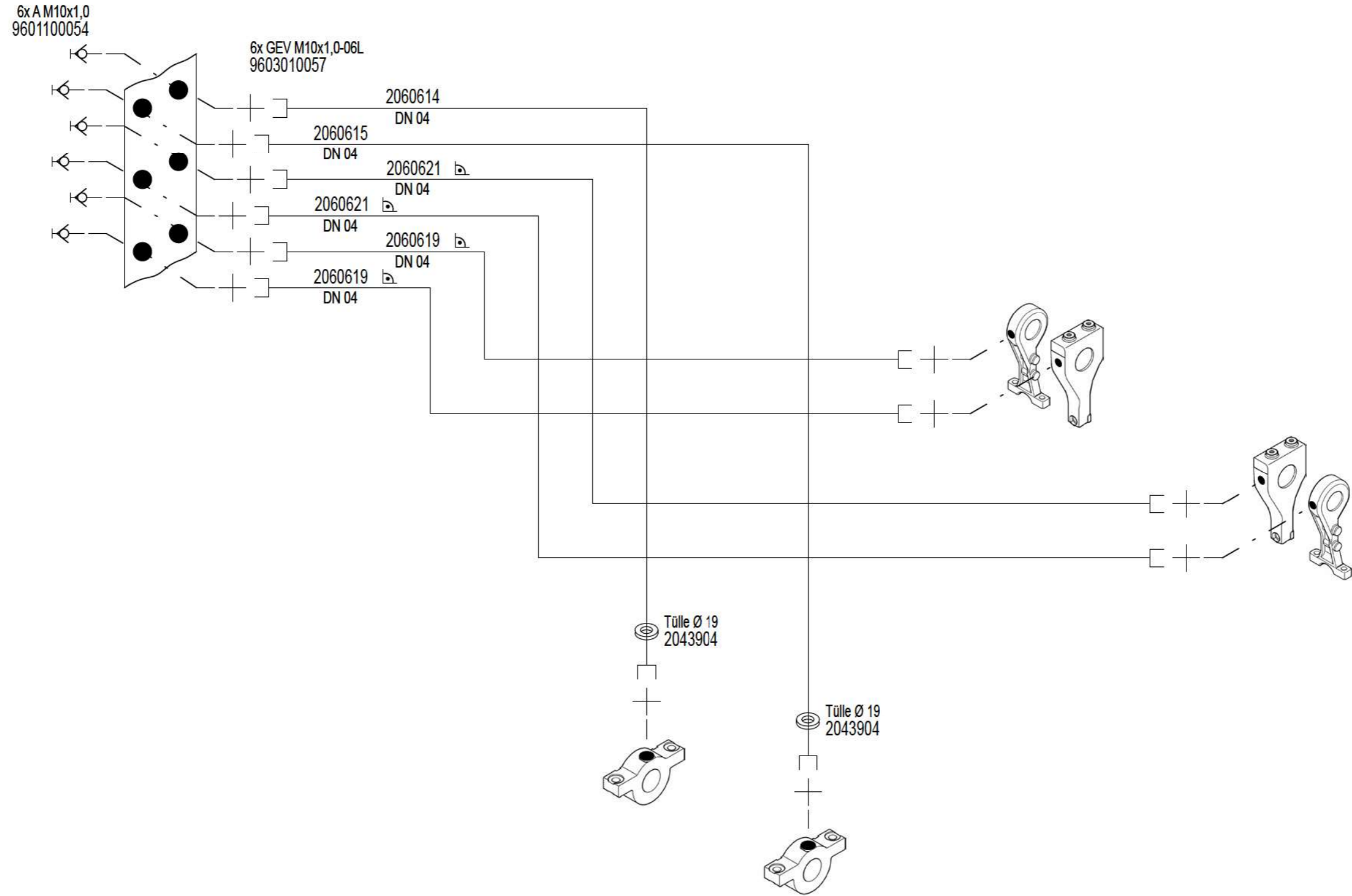
Offenders will be held liable for the payment of damages. All rights reserved in the event of the grant of a patent, utility model or design.

Blatt / Sheet	Inhalt / Contents	Blatt / Sheet	Inhalt / Contents
1	Deckblatt cover sheet		
2	Inhaltsverzeichnis contents		
3	Grundbohle TV links basic screed TV left hand		
4	Grundbohle TV rechts basic screed TV right hand		
5	Ausziehbohle TV links extending screed TV left hand		
6	Ausziehbohle TV rechts extending screed TV right hand		
7	Verbreiterungsteil TV 1.25M / 0.75M links extension TV 1.25M / 0.75M left hand		
8	Verbreiterungsteil TV 1.25M / 0.75M rechts extension TV 1.25M / 0.75M right hand		
9	Verbreiterungsteil T 0.25M, links & rechts extension T 0.25M, left hand & right hand		
10	Erklärung Gerätekennbuchstaben, hydraulisch Explanation device code letter, hydraulic		
11	Symbole, Hydraulikverschraubungen symbols, hydraulic connections		

Drawing by: date 12.07.2012 name Holzmann		Approved by: date name		last change: date name		Status: PF AE=changable PF=prototype release SF=serial release		Material No.: 2279500 Revision No.: 00		 		Document No.: Partial Document No.: Version No.: Series code: 23AB Valid for Serial No.: from 0010 to XXXX Sheet plant: Sheet Location:		Sheet 2 of 11 Inhaltsverzeichnis contents	
E - CAE		Document type: FVP		Function group No.:											

Hydraulics
Schutzvermerk nach ISO 16016 beachten
Refer to protection notice ISO 16016

1 2 3 4 5 6 7 8



2047185

Drawing by:		Approved by:		last change:		Status:		Material No.: 2279500		Document No.: Partial Document No.: Version No.:		Sheet 3 of 11 Sheets
date 12.07.2012		date		date		PF AE = changable PF = prototype release SF = serial release		Revision No.: 00		Series code: 23AB Valid for Serial No.: from 0010 to XXXX		
name Holzmann		name		name				Sheet plant:		Grundbohle TV links basic screed TV left hand		
E - CAE		Document type: FVP		Function group No.: 19				Sheet Location:				

1 2 3 4 5 6 7 8

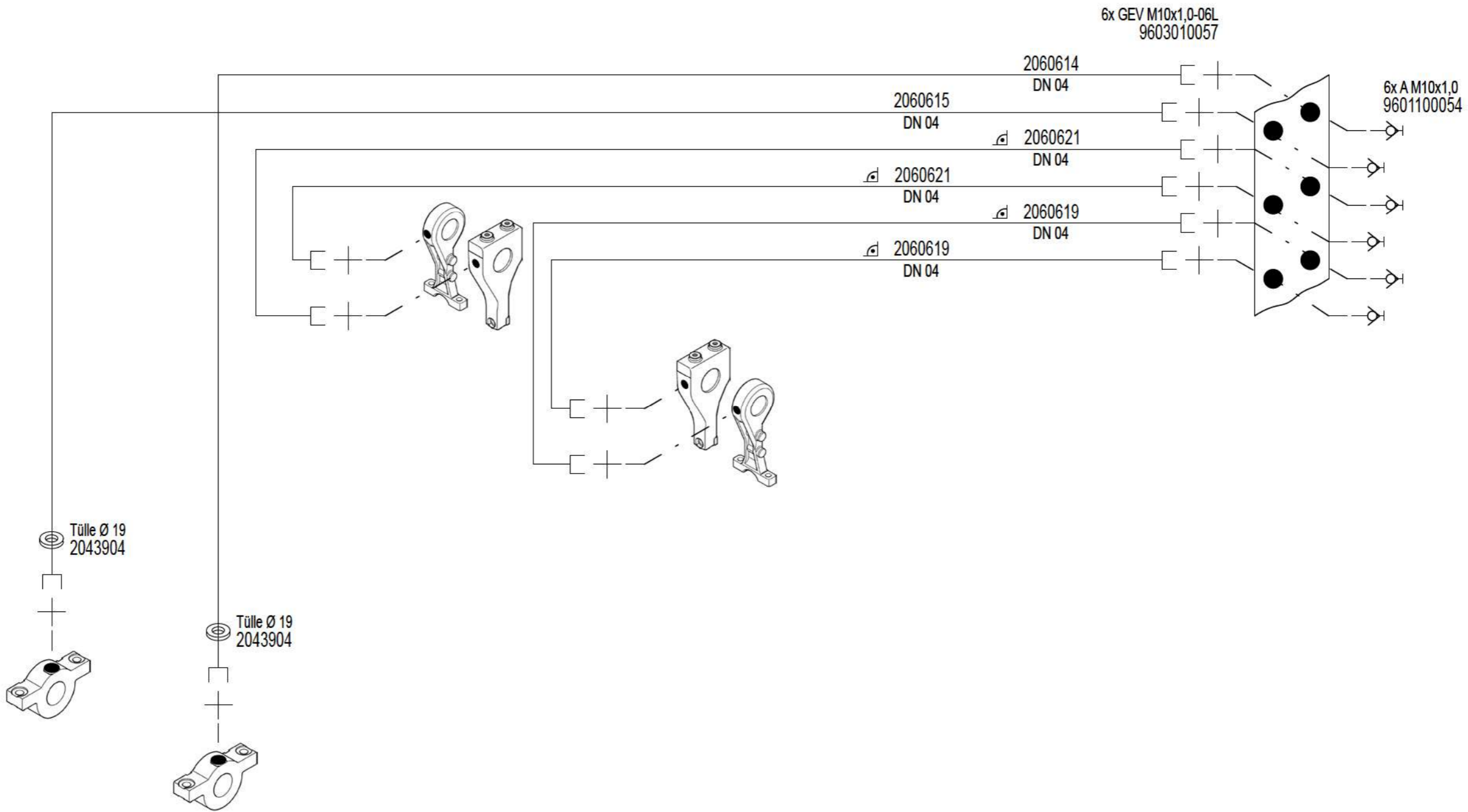
© 2012 by Joseph Vögele AG

Hydraulics

Schutzvermerk nach ISO 16016 beachten

Refer to protection notice ISO 16016

1 2 3 4 5 6 7 8



2047188

Drawing by: date 12.07.2012 name Holzmann		Approved by: date name		last change: date name		Status: PF AE=changable PF=prototype release SF=serial release		Material No.: 2279500 Revision No.: 00		Document No.: Partial Document No.: Version No.:		Sheet 4 of 11 Sheets	
E - CAE		Document type: FVP		Function group No.: 19				Series code: 23AB Sheet plant: Sheet Location:		Valid for Serial No.: from 0010 to XXXX		Grundbohle TV rechts basic screed TV right hand	

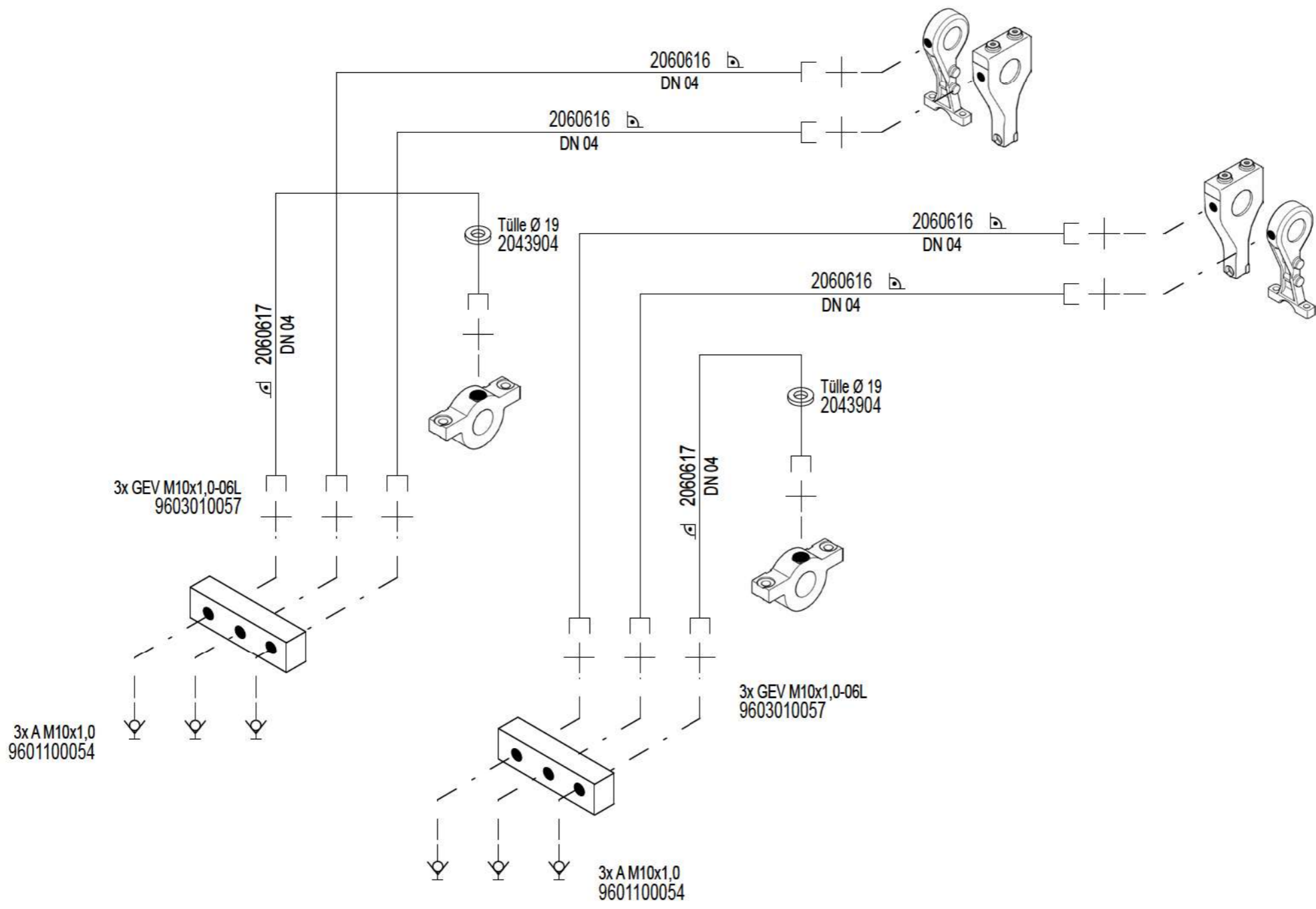
© 2012 by Joseph Vögele AG

Hydraulics

Schutzvermerk nach ISO 16016 beachten

Refer to protection notice ISO 16016

1 2 3 4 5 6 7 8



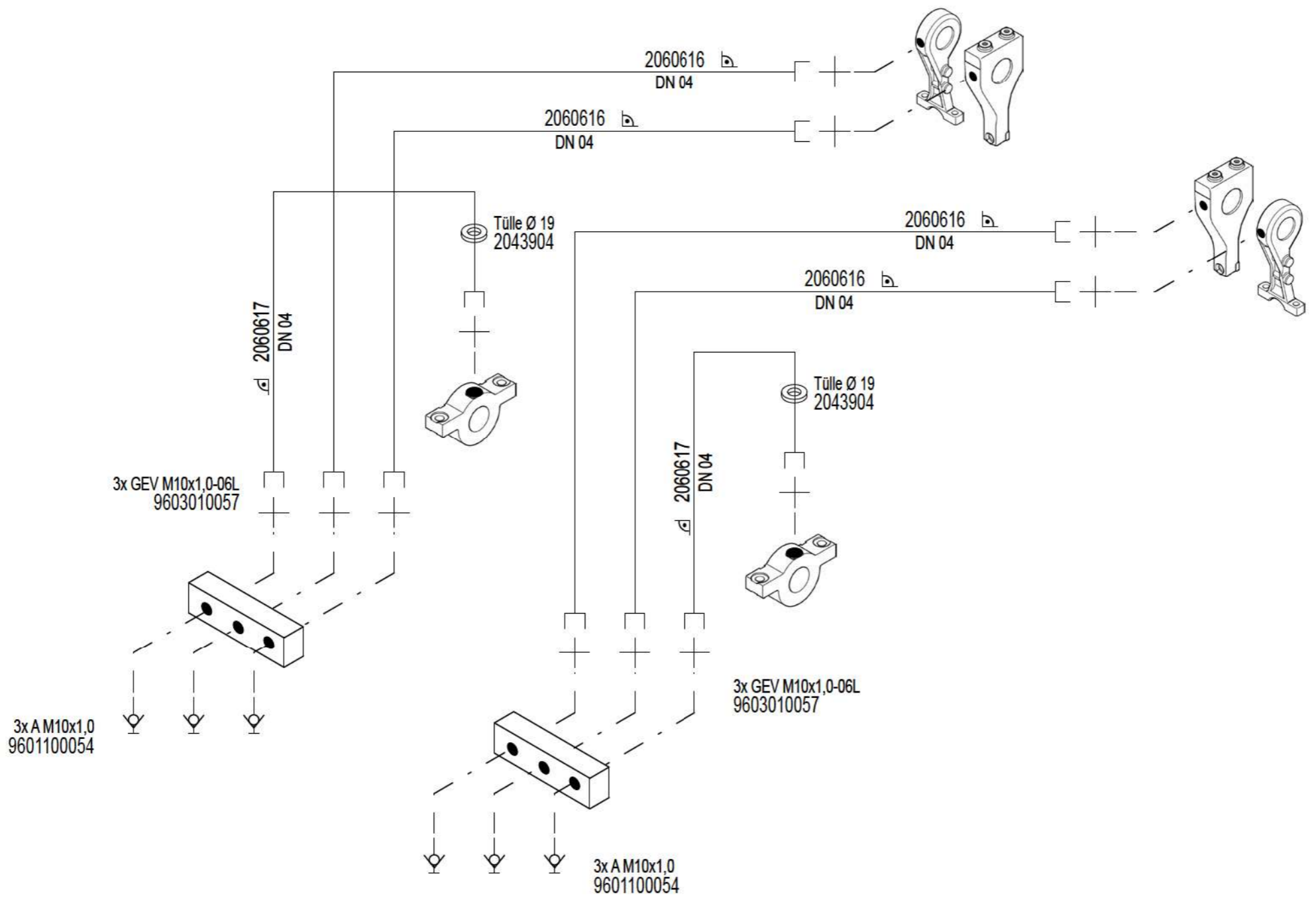
2047191

Drawing by:		Approved by:		last change:		Status:		Material No.:		Document No.: Partial Document No.: Version No.:		Ausziehbohle TV links extending screed TV left hand	Sheet 5 of 11 Sheets
date 12.07.2012		date		date		PF AE =changable PF =prototype release SF =serial release		2279500		Series code: 23AB Valid for Serial No.: from 0010 to XXXX			
name Holzmann		name		name		Revision No.: 00		00		Sheet plant:			
E - CAE		Document type: FVP		Function group No.: 19						Sheet Location:			

1 2 3 4 5 6 7 8

© 2012 by Joseph Vögele AG

Hydraulics
Schutzvermerk nach ISO 16016 beachten
Refer to protection notice ISO 16016
2047192



2047192

Drawing by:		Approved by:		last change:		Status:		Material No.:		Document No.: Partial Document No.: Version No.:		Ausziehbohle TV rechts extending screed TV right hand	Sheet 6 of 11 Sheets
date 12.07.2012		date		date		PF AE=changable PF=prototype release SF=serial release		2279500		Series code: 23AB Valid for Serial No.: from 0010 to XXXX			
name Holzmann		name		name		Revision No.: 00		00		Sheet plant:			
E - CAE		Document type: FVP		Function group No.: 19						Sheet Location:			

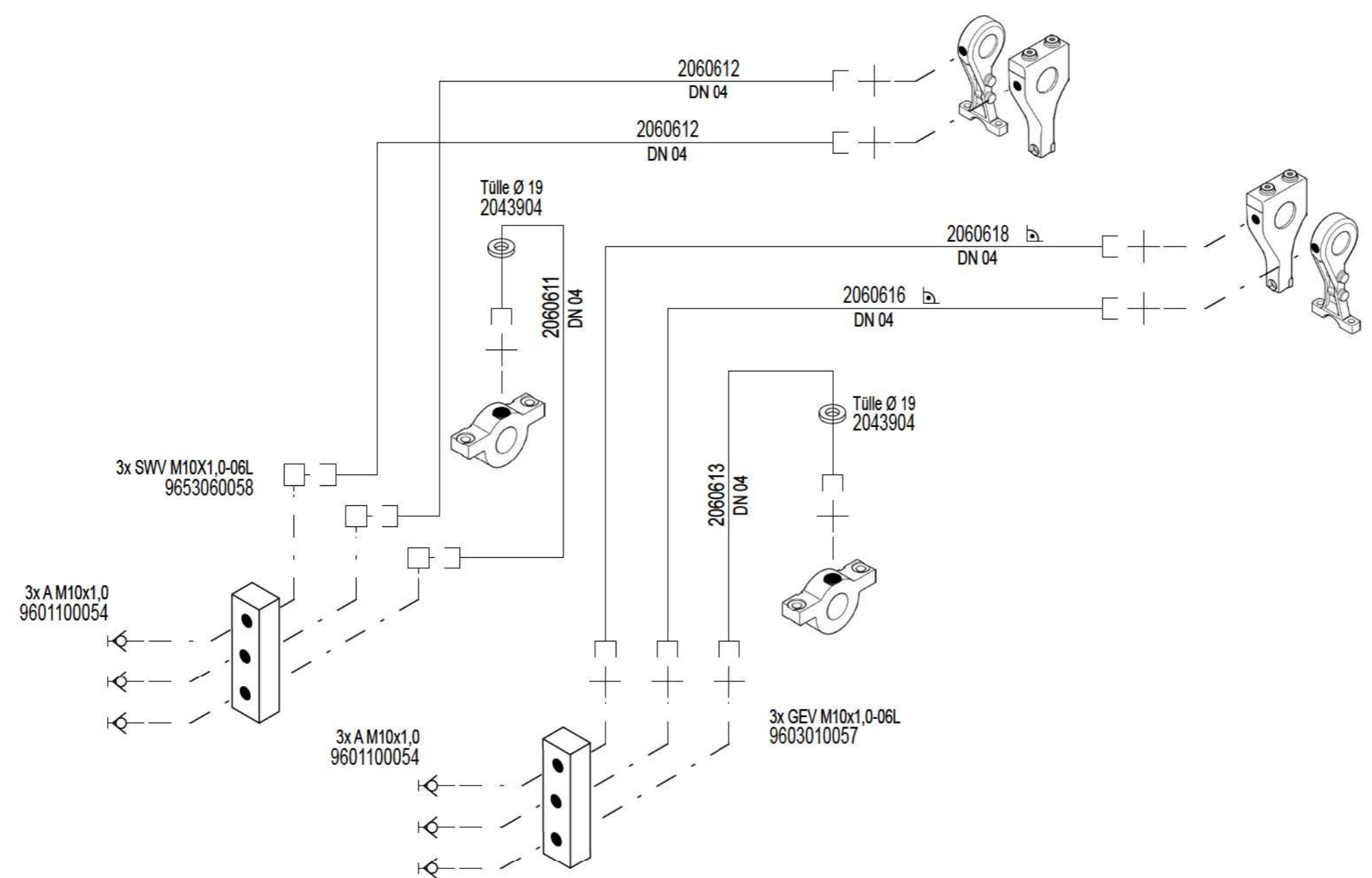
© 2012 by Joseph Vögele AG

Hydraulics

Schutzvermerk nach ISO 16016 beachten

Refer to protection notice ISO 16016

1 2 3 4 5 6 7 8



Drawing by:		Approved by:		last change:		Status:		Material No.:		Document No.: Partial Document No.: Version No.:		Verbreiterungsteil TV 1.25M / 0.75M links extension TV 1.25M / 0.75M left hand	Sheet 7 of 11 Sheets
date	12.07.2012	date		date		AE = changable	2279500	Series code:	Valid for Serial No.:				
name	Holzmann	name		name		PF = prototype release	Revision No.:	23AB	from 0010 to XXXX				
E - CAE		Document type:	FVP	Function group No.:	19	SF = serial release	00	Sheet plant:					
								Sheet Location:					

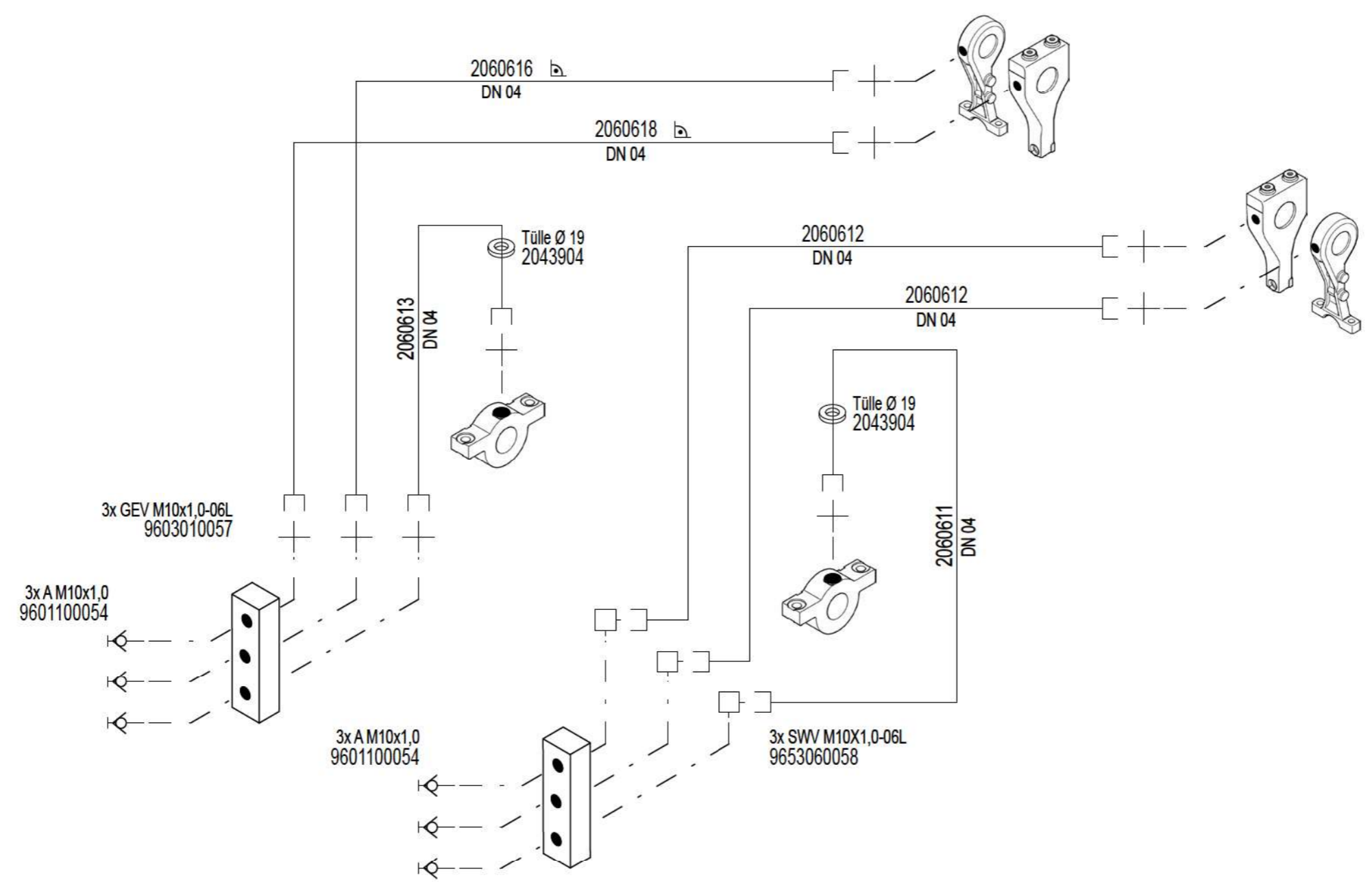
© 2012 by Joseph Vögele AG

Hydraulics

Schutzvermerk nach ISO 16016 beachten

Refer to protection notice ISO 16016

1 2 3 4 5 6 7 8



2043046

Drawing by:		Approved by:		last change:		Status:		Material No.: 2279500		Document No.: Partial Document No.: Version No.:		Verbreiterungsteil TV 1.25M / 0.75M rechts extension TV 1.25M / 0.75M right hand	Sheet	
date 12.07.2012		date		date		PF AE=changable		Revision No.: 00		Series code: 23AB			Valid for Serial No.: from 0010 to XXXX	8
name Holzmann		name		name		PF=prototype release		00		Sheet plant:				Sheet Location:
E - CAE		Document type: FVP		Function group No.: 19		SF=serial release								

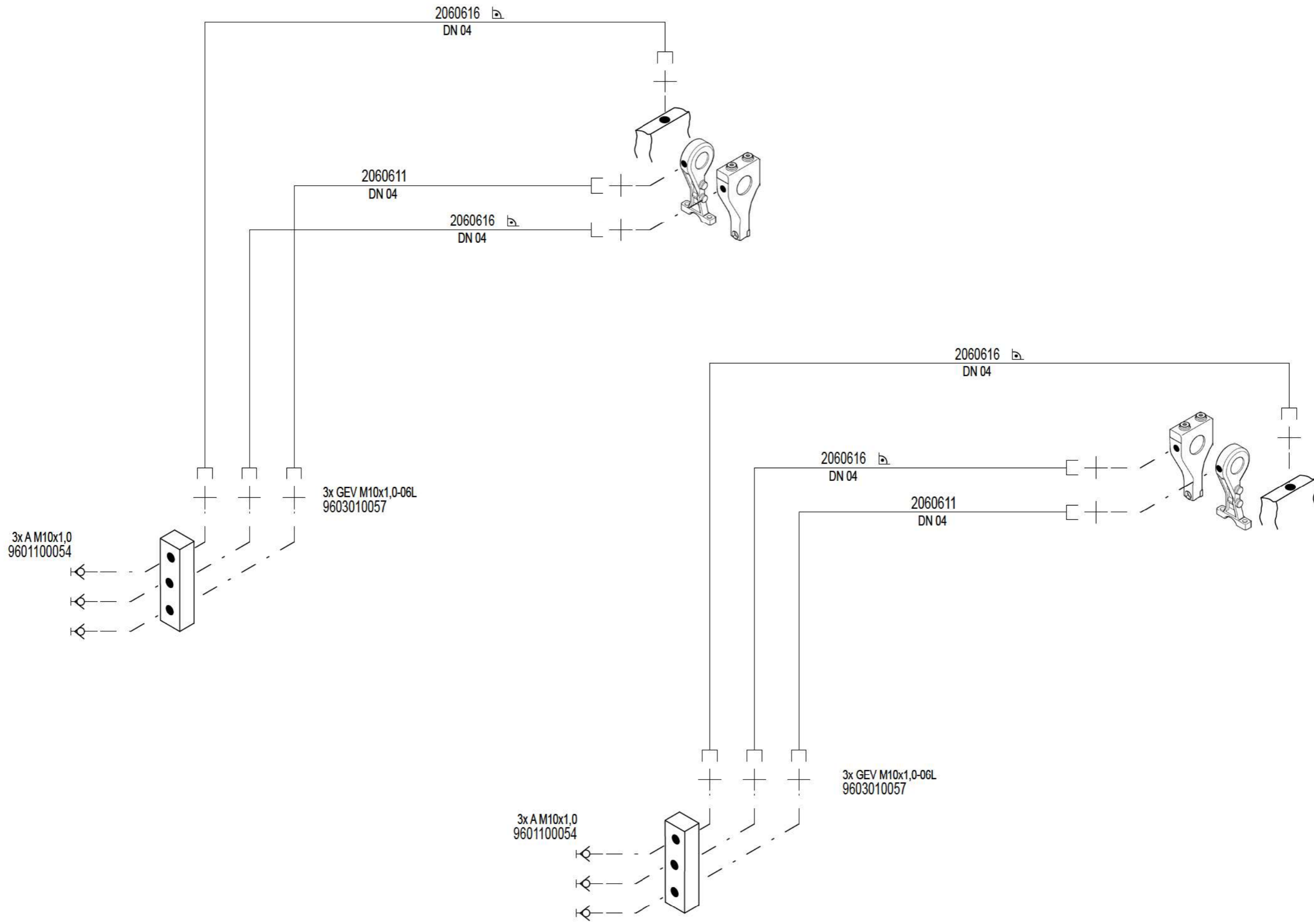
1 2 3 4 5 6 7 8

© 2012 by Joseph Vögele AG

Schutzvermerk nach ISO 16016 beachten

1 2 3 4 5 6 7 8

Hydraulics



2x 2043986

Drawing by:		Approved by:		last change:		Status:		Material No.:		Document No.:		Partial Document No.:		Version No.:	
date 12.07.2012		date		date		AE =changable		2279500		Series code:		Valid for Serial No.:		Sheet	
name Holzmann		name		name		PF =prototype release		Revision No.:		23AB		from 0010 to		XXXX	
E - CAE		Document type:		Function group No.:		SF =serial release		00		Sheet plant:		Verbreiterungsteil T 0.25M, links & rechts extension T 0.25M, left hand & right hand		9	
FVP		19								Sheet Location:				of 11	



© 2012 by Joseph Vögele AG

Hydraulics
Schutzvermerk nach ISO 16016 beachten
Refer to protection notice ISO 16016
© 2012 by Joseph Vögele AG

Gerätekenbuchstaben, hydraulisch (beispielhaft) / device code letter, hydraulic (exemplified)

<u>Gerätekenbuchstabe / device code letter</u>	<u>Deutsch</u>	<u>English</u>	<u>Gerätekenbuchstabe / device code letter</u>	<u>Deutsch</u>	<u>English</u>
- HA	Ventilblock	valve-block	- HP	Manometer	pressure gauge
- HB	Durchflussmesser Durchflusswächter Druckschalter hydraulisch	flow measuring device flow controller hydraulic pressure switch	- HQ	Bremsventil Kugelhahn Lenkeinheit Wegeventil	braking valve ball valve steering unit direction control valve
- HC	Speicher	accumulator	- HR	Drosselventil Drosselrückschlagventil Druckreduzierventil Lasthalteventil Rückschlagventil	throttle valve throttle check valve pressure reduction valve counter balance valve check valve
- HE	Kühler	cooler	- HT	Getriebe	gearbox
- HF	Druckbegrenzungsventil	pressure limiting valve	- HV	Hydraulikfilter	hydraulic filter
- HG	Hydraulikpumpe	hydraulic pump	- HX	Abdeckplatten Reihenflanschplatte Schnellkupplung	cover plates manifold plate quick-action coupling
- HK	Mengenteiler Prioritätsventil Stromregelventil	flow divider priority valve flow control valve	- Ma	Ventil Magnetspule a	valve coil a
- HM	Hydraulikmotor Hydraulikzylinder	hydraulic motor hydraulic cylinder	- Mb	Ventil Magnetspule b	valve coil b


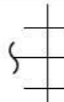






































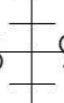



Drawing by:	Approved by:	last change:	Status:	Material No.:
date 12.07.2012	date	date	PF AE=changable PF=prototype release SF=serial release	2279500
name Holzmann	name	name		Revision No.: 00
E - CAE	Document type: FVP	Function group No.: 19		

Document No.:	Partial Document No.:	Version No.:	Series code: 23AB	Valid for Serial No.:
				from 0010 to XXXX
Sheet plant:		Sheet Location:		

Erklärung Gerätekenbuchstaben, hydraulisch
Explanation device code letter, hydraulic

Hydraulics
Schutzvermerk nach ISO 16016 beachten
Refer to protection notice ISO 16016
© 2012 by Joseph Vögele AG

Symbole, Hydraulikverschraubungen symbols, hydraulic connections

 ASV	Anschweißverschraubung weld connector	 GSV	Gerade Schottverschraubung bulkhead union	 ROV	Rohr-Verschlussverschraubung blanking plug for tube ends	 EWW	Doppelverbinder swivel elbow
 DA	Distanzadapter distance piece adapter	 GV	Gerade Verschraubung union	 SR	Schneidring cutting ring	 EVV	Einstellbare Winkelverschraubung swivel elbow
 DV	Drosselverschraubung throttle union	 GZV	Gerade Zwischenverschraubung swivel union	 SWV	Schwenkverschraubung banjo elbow		
 EGE	Gerader Einschraubstutzen (Dichtkegel) swivel connector	 HS	Hohlschraube hollow screw	 TV	T-Verschraubung union tee		
 ELV	Einstellbare L-Verschraubung swivel nut run tee	 KOR	Konus-Reduzieranschluss tube end reducer	 UEM	Überwurfmutter nut		
 ESV	Einschweis-Schottverschraubung weld bulkhead fitting	 KV	Kreuzverschraubung union cross	 VKA	Verschlussstopfen inkl. Überwurfmutter blanking plug with nut for cones		
 ETV	Einstellbare T-Verschraubung swivel nut branch tee	 MAV	Manometer-Aufschraubstutzen pressure gauge connector	 VS	Verschlussstopfen blanking plug for cones		
 EWW	Einstellbare Winkelverschraubung swivel elbow	 MAVE	Manometer-Verschraubung pressure gauge swivel connector	 VSS	Verschlusschraube blanking plug for ports		
 FLM	Flachmutter locknut for bulkheads	 Minim. DKO	Aufschraub-Messanschluss female measuring connector	 VSTI	Verschlusschraube blanking plug for ports		
 GAI	Gerader Aufschraubstutzen female connector	 Minim. GEV	Einschraub-Messanschluss male stud measuring connector	 WEE	Einstellbare Winkeleinschraubverschraubung - adjustable elbow		
 GEV	Gerade Einschraubverschraubung male stud connector	 Minim. GV	Gerader Messanschluss measuring union	 WFL	Winkel-Flanschverschraubung L-Serie elbow flange adapter L-series		
 GFL	Gerade Flanschverschraubung L-Reihe straight flange adapter L-series	 REDV	Reduzierschraubung tube end reducer	 WFS	Winkel-Flanschverschraubung S-Serie elbow flange adapter S-series		
 GFS	Gerade Flanschverschraubung S-Reihe straight flange adapter S-series	 RI	Gewinde Reduzierstutzen thread reducer	 WSV	Winkel-Schottverschraubung bulkhead elbow		
 GRV	Gerade Reduzierschraubung straight reducer	 RIG	Ringauge banjo	 WV	Winkelverschraubung union elbow		

Drawing by: date 12.07.2012 name Holzmann E - CAE	Approved by: date name Document type: FVP	last change: date name Function group No.: 19
---	---	---

Status: PF AE = changable PF = prototype release SF = serial release
--

Material No.: 2279500 Revision No.: 00



Document No.: Series code: 23AB Sheet plant: Sheet Location:	Partial Document No.: Valid for Serial No.: from 0010 to XXXX	Version No.:
--	---	--------------

Symbole, Hydraulikverschraubungen
symbols, hydraulic connections