



Fettschmiererschlauchungsplan Lubrication hose diagram

Super 1800-3 / 1800-3i

14.82
Baureihe /
Series

0001 - XXXX
Seriennummer /
Serial No

20.04.2012
Ausgabedatum /
Date of issue

FVP_1482_2269161_00_00_00
Katalog Bestellnummer /
Catalogue order No

Schutzvermerk nach ISO 16016

Weitergabe sowie Vervielfältigung dieses Dokuments, Verwertung und Mitteilung seines Inhalts sind verboten, soweit nicht ausdrücklich gestattet.

Zuwiderhandlungen verpflichten zum Schadenersatz. Alle Rechte für den Fall der Patent-, Gebrauchsmuster- oder Geschmacksmustereintragung vorbehalten.

Protection Notice ISO 16016

The reproduction, distribution and utilization of this document as well as the communication of its contents to others without explicit authorization is prohibited.

Offenders will be held liable for the payment of damages. All rights reserved in the event of the grant of a patent, utility model or design.

Hydraulics
Schutzvermerk nach ISO 16016 beachten
Refer to protection notice ISO 16016
© 2012 by Joseph Vögele AG

1 2 3 4 5 6 7 8

Blatt / Sheet	Inhalt / Contents	Blatt / Sheet	Inhalt / Contents
1	Deckblatt cover sheet		
2	Inhaltsverzeichnis contents		
3	Topologie topology		
4	Fettschmieranlage Pumpe grease lubrication pump		
5	Fettschmieranlage Verteilerschnecke grease lubrication auger		
6	Fettschmieranlage Kratzerband grease lubrication conveyor		
7	Erklärung Gerätekenbuchstaben, hydraulisch Explanation device code letter, hydraulic		
8	Symbole, Hydraulikverschraubungen symbols, hydraulic connections		

Drawing by:		Approved by:		last change:		Status:		Material No.:		Document No.: Partial Document No.: Version No.:		Inhaltsverzeichnis contents	Sheet: 2 of 8 Sheets
date	20.04.2012	date		date		AE	AE =changable	2269161	Series code:	Valid for Serial No.:			
name	Letz	name		name			PF =prototype release	Revision No.:	14.82	from	0001 to		
E - CAE		Document type:		Function group No.:									
		FVP											

1 2 3 4 5 6 7 8

Hydraulics

Schutzvermerk nach ISO 16016 beachten

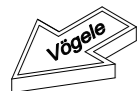
Refer to protection notice ISO 16016

1 2 3 4 5 6 7 8

-HG1

-HX1

-HX2

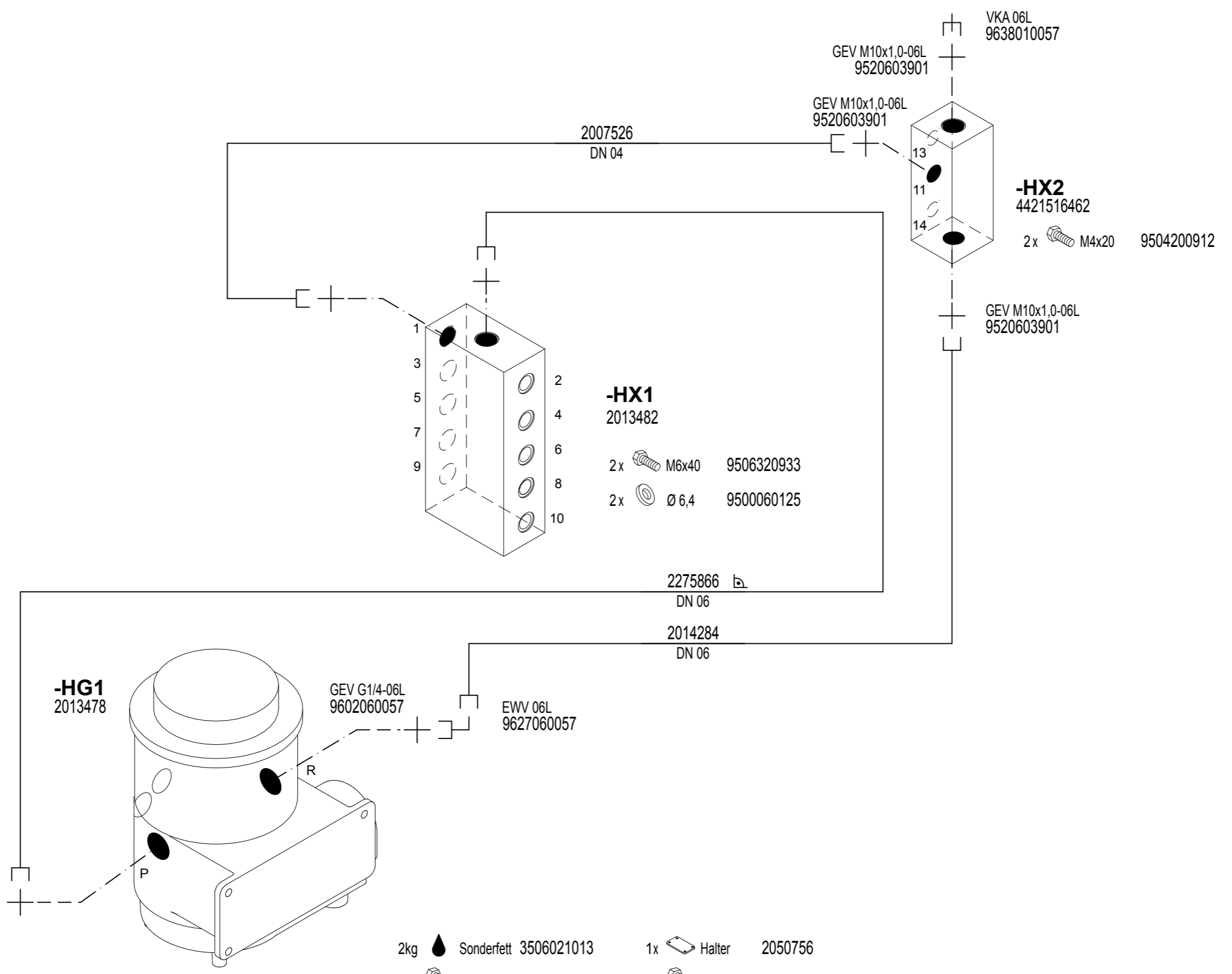


Drawing by:		Approved by:		last change:		Status:		Material No.: 2269161		Document No.: Partial Document No.: Version No.:		Topologie topologie		Sheet: 3 of 8 Sheets			
date	20.04.2012	date		date		AE	AE =changable	Revision No.:	00	Series code:	14.82					Valid for Serial No.:	from 0001 to XXXX
name	Letz	name		name			PF =prototype release	SF =serial release	Sheet plant:		Sheet Location:						
E - CAE		Document type:		Function group No.:													
		FVP															

1 2 3 4 5 6 7 8

© 2012 by Joseph Vögele AG

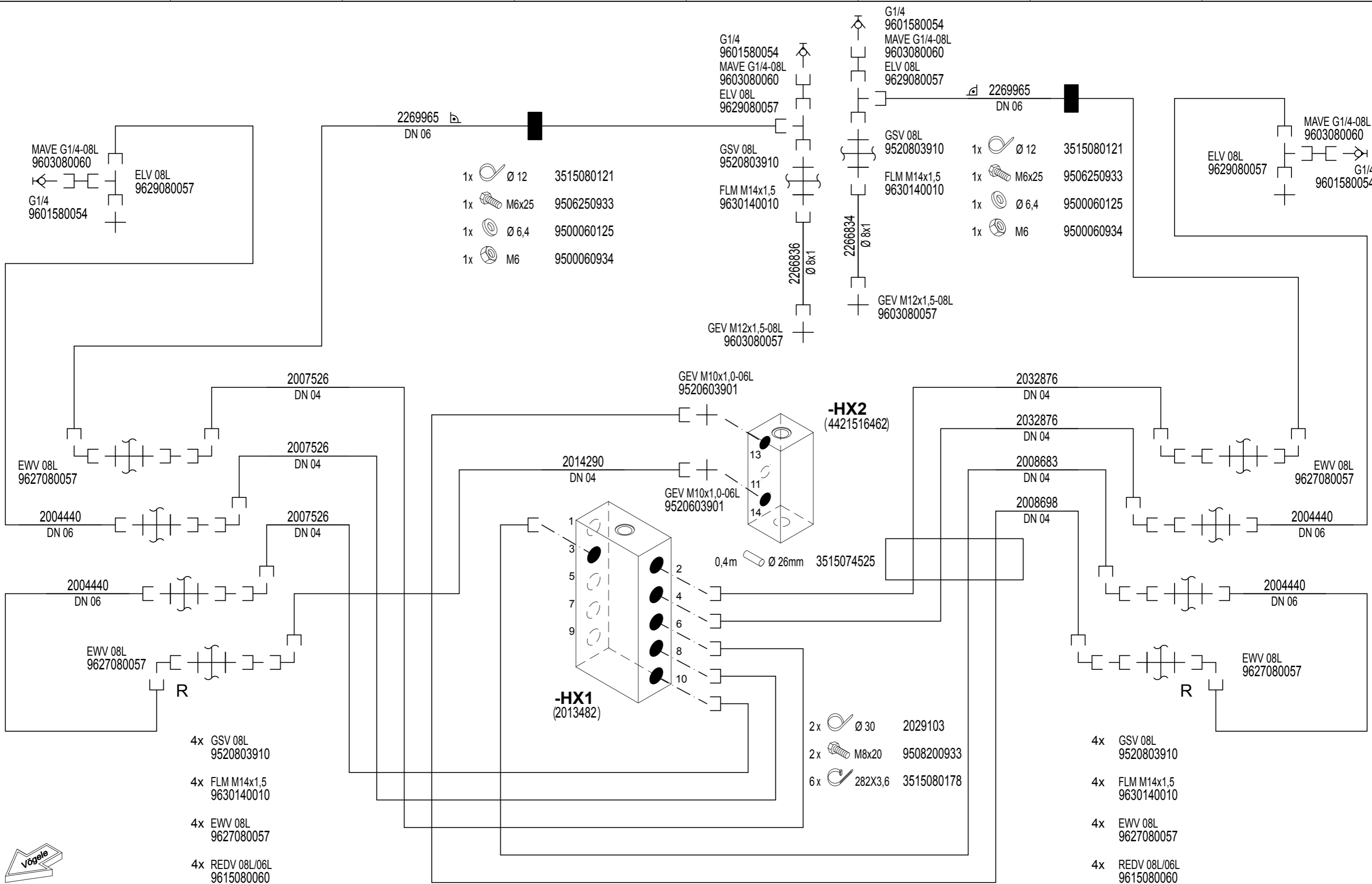
Hydraulics
Schutzvermerk nach ISO 16016 beachten
Refer to protection notice ISO 16016
© 2012 by Joseph Vögele AG



2269772

Drawing by:		Approved by:		last change:		Status:		Material No.:		Document No.: Partial Document No.: Version No.:		Fettschmieranlage Pumpe grease lubrication pump	Sheet: 4 of 8 Sheets
date	20.04.2012	date		date		AE	AE =changable PF =prototype release SF =serial release	2269161		Series code:	Valid for Serial No.:		
name	Letz	name		name				00		14.82	from 0001 to XXXX		
E - CAE		Document type: FVP		Function group No.:						Sheet plant: Sheet Location:			

Schutzvermerk nach ISO 16016 beachten
 Refer to protection notice ISO 16016
 Hydraulics



2269774

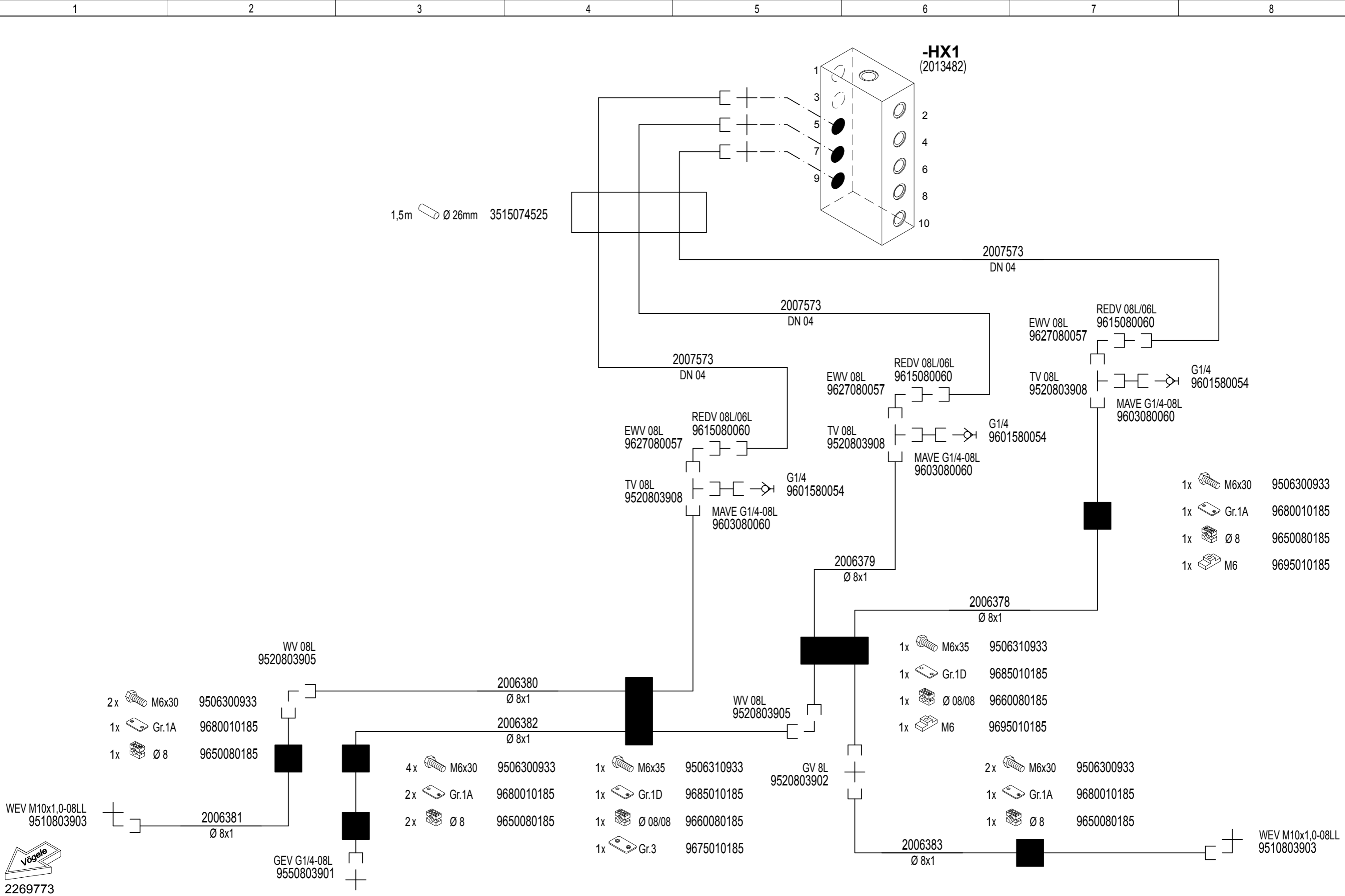
Drawing by: date 20.04.2012 name Letz		Approved by: date name		last change: date name		Status: AE = changable PF = prototype release SF = serial release		Material No.: 2269161 Revision No.: 00		Document No.: Partial Document No.: Version No.: Series code: 14.82 Valid for Serial No.: from 0001 to XXXX Sheet plant: Sheet Location:		Fettschmieranlage Verteilerschnecke grease lubrication auger		Sheet: 5 of 8 Sheets	
E - CAE		Document type: FVP		Function group No.:											

© 2012 by Joseph Vögele AG

Hydraulics

Schutzvermerk nach ISO 16016 beachten

Refer to protection notice ISO 16016



WEV M10x1,0-08LL
9510803903

Vögele
2269773

Drawing by:		Approved by:		last change:		Status:		Material No.: 2269161		Document No.: Partial Document No.: Version No.:		Sheet: 6 of 8	
date	20.04.2012	date		date		AE AE =changable		Revision No.: 00		Series code: 14.82		Valid for Serial No.: from 0001 to XXXX	
name	Letz	name		name		PF =prototype release		WIRTSCHAFTS GRUPPE VÖGELE		Sheet plant:		Fettschmieranlage Kratzerband grease lubrication conveyor	
E - CAE		Document type: FVP		Function group No.:		SF =serial release				Sheet Location:			

© 2012 by Joseph Vögele AG

Gerätebuchstaben, hydraulisch (beispielhaft) / device code letter, hydraulic (exemplified)

<u>Gerätebuchstabe / device code letter</u>	<u>Deutsch</u>	<u>English</u>	<u>Gerätebuchstabe / device code letter</u>	<u>Deutsch</u>	<u>English</u>
- HA	Ventilblock	valve-block	- HP	Manometer	pressure gauge
- HB	Durchflussmesser Durchflusswächter Druckschalter hydraulisch	flow measuring device flow controller hydraulic pressure switch	- HQ	Bremsventil Kugelhahn Lenkeinheit Wegeventil	braking valve ball valve steering unit direction control valve
- HC	Speicher	accumulator	- HR	Drosselventil Drosselrückschlagventil Druckreduzierventil Lasthalteventil Rückschlagventil	throttle valve throttle check valve pressure reduction valve counter balance valve check valve
- HE	Kühler	cooler	- HT	Getriebe	gearbox
- HF	Druckbegrenzungsventil	pressure limiting valve	- HV	Hydraulikfilter	hydraulic filter
- HG	Hydraulikpumpe	hydraulic pump	- HX	Abdeckplatten Reihenflanschplatte Schnellkupplung	cover plates manifold plate quick-action coupling
- HK	Mengenteiler Prioritätsventil Stromregelventil	flow divider priority valve flow control valve	- Ma	Ventil Magnetspule a	valve coil a
- HM	Hydraulikmotor Hydraulikzylinder	hydraulic motor hydraulic cylinder	- Mb	Ventil Magnetspule b	valve coil b


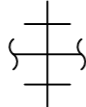























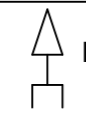


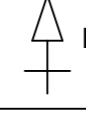









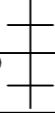



Schutzvermerk nach ISO 16016 beachten



Refer to protection notice ISO 16016

© 2012 by Joseph Vögele AG

Symbole, Hydraulikverschraubungen

symbols, hydraulic connections

 ASV	Anschweißverschraubung weld connector	 GSV	Gerade Schottverschraubung bulkhead union	 ROV	Rohr-Verschlussverschraubung blanking plug for tube ends		
 DA	Distanzadapter distance piece adapter	 GV	Gerade Verschraubung union	 SR	Schneidring cutting ring		
 DV	Drosselverschraubung throttle union	 GZV	Gerade Zwischenverschraubung swivel union	 SWV	Schwenkverschraubung banjo elbow		
 EGE	Gerader Einschraubstutzen (Dichtkegel) swivel connector	 HS	Hohlschraube hollow screw	 TV	T-Verschraubung union tee		
 ELV	Einstellbare L-Verschraubung swivel nut run tee	 KOR	Konus-Reduzieranschluss tube end reducer	 UEM	Überwurfmutter nut		
 ESV	Einschweis-Schottverschraubung weld bulkhead fitting	 KV	Kreuzverschraubung union cross	 VKA	Verschlussstopfen inkl. Überwurfmutter blanking plug with nut for cones		
 ETV	Einstellbare T-Verschraubung swivel nut branch tee	 MAV	Manometer-Aufschraubstutzen pressure gauge connector	 VS	Verschlussstopfen blanking plug for cones		
 EWV	Einstellbare Winkelverschraubung swivel elbow	 MAVE	Manometer-Verschraubung pressure gauge swivel connector	 VSS	Verschlusschraube blanking plug for ports		
 FLM	Flachmutter locknut for bulkheads	 Minim. DKO	Aufschraub-Messanschluss female measuring connector	 VSTI	Verschlusschraube blanking plug for ports		
 GAI	Gerader Aufschraubstutzen female connector	 Minim. GEV	Einschraub-Messanschluss male stud measuring connector	 WEE	Einstellbare Winkeleinschraubverschraubung - adjustable elbow		
 GEV	Gerade Einschraubverschraubung male stud connector	 Minim. GV	Gerader Messanschluss measuring union	 WFL	Winkel-Flanschverschraubung L-Serie elbow flange adapter L-series		
 GFL	Gerade Flanschverschraubung L-Reihe straight flange adapter L-series	 REDV	Reduzierschraubung tube end reducer	 WFS	Winkel-Flanschverschraubung S-Serie elbow flange adapter S-series		
 GFS	Gerade Flanschverschraubung S-Reihe straight flange adapter S-series	 RI	Gewinde Reduzierstutzen thread reducer	 WSV	Winkel-Schottverschraubung bulkhead elbow		
 GRV	Gerade Reduzierschraubung straight reducer	 RIG	Ringauge banjo	 WV	Winkelverschraubung union elbow		

Drawing by: date 20.04.2012 name Letz		Approved by: date name		last change: date name		Status: AE = changable PF = prototype release SF = serial release		Material No.: 2269161 Revision No.: 00		 		Document No.: Partial Document No.: Version No.:		Symbole, Hydraulikverschraubungen symbols, hydraulic connections		Sheet: 8 of 8 Sheets	
E - CAE		Document type: FVP		Function group No.:						Series code: 14.82		Valid for Serial No.: from 0001 to XXXX					
										Sheet plant: Sheet Location:							