

Verschlauchungsplan Hydraulic hose diagram

Super 700-3 / 700-3i
Super 800-3 / 800-3i

0890
Baureihe /
Series

0467 - XXXX
Seriennummer /
Serial No

04.11.2016
Ausgabedatum /
Date of issue

HVP_0890_2548158_00_00_00
Katalog Bestellnummer /
Catalogue order No

Schutzvermerk nach ISO 16016

Weitergabe sowie Vervielfältigung dieses Dokuments, Verwertung und Mitteilung seines Inhalts sind verboten, soweit nicht ausdrücklich gestattet.

Zuwiderhandlungen verpflichten zum Schadenersatz. Alle Rechte für den Fall der Patent-, Gebrauchsmuster- oder Geschmacksmustereintragung vorbehalten.

Protection Notice ISO 16016

The reproduction, distribution and utilization of this document as well as the communication of its contents to others without explicit authorization is prohibited.

Offenders will be held liable for the payment of damages. All rights reserved in the event of the grant of a patent, utility model or design.

Hydraulics
Schutzvermerk nach ISO 16016 beachten
Refer to protection notice ISO 16016
© 2016 by Joseph Vögele AG

Blatt / Sheet	Inhalt / Contents	Blatt / Sheet	Inhalt / Contents
1	Deckblatt cover sheet	16	Bunkerwand rechts hopper side right hand
2...3	Inhaltsverzeichnis contents	17	Bunkerwand asymmetrisch hopper side asymmetric
4	Topologie topology	18	Nivellierung links levelling system left hand
5	Fahrtrieb links propel system left hand	19	Nivellierung rechts levelling system right hand
6	Fahrtrieb rechts propel system right hand	20	Hydraulik Zylinderfunktionen hydraulics cylinder functions
7	Einspeisung Fahrtrieb feed propel system	21	Lecköl case drain
8	Bremse Fahrtrieb brake propel system	22	Rückläufe return flows
9	Schaltung Fahrtrieb gear shift propel system	23	Bohle heben/senken raising/lowering screed
10	Verteilerschnecke links auger left hand	24	Bohle senken screed lower
11	Verteilerschnecke rechts auger right hand	25	Bohle ein-/ausfahren retracting/extending screed
12	Kratzerband conveyor	26	Schneckenhöhenverstellung auger height adjustment
13	Einspeisung Schnecke/ Band S700-3 feed auger/ conveyor S700-3	27	Bohlenentlastung screed assist
14	Einspeisung Schnecke/ Band S800-3 feed auger/ conveyor S800-3	28	Tamper tamper
15	Bunkerwand links hopper side left hand	29	Vibration vibration

Drawing by:		Approved by:		last change:		Status:		Material No.:		Document No.: Partial Document No.: Version No.:		Sheet	
date	03.08.2016	date	04.11.2016	date		SF	AE =changable	2548158		Series code: 0890 Valid for Serial No.: from 0467 to XXXX Sheet plant: Sheet Location:		Inhaltsverzeichnis contents 2 of 33 Sheets	
name	Letz	name	Holzmann	name			PF =prototype release	Revision No.: 00					
E - CAE		Document type:		Function group No.:									
HVP													

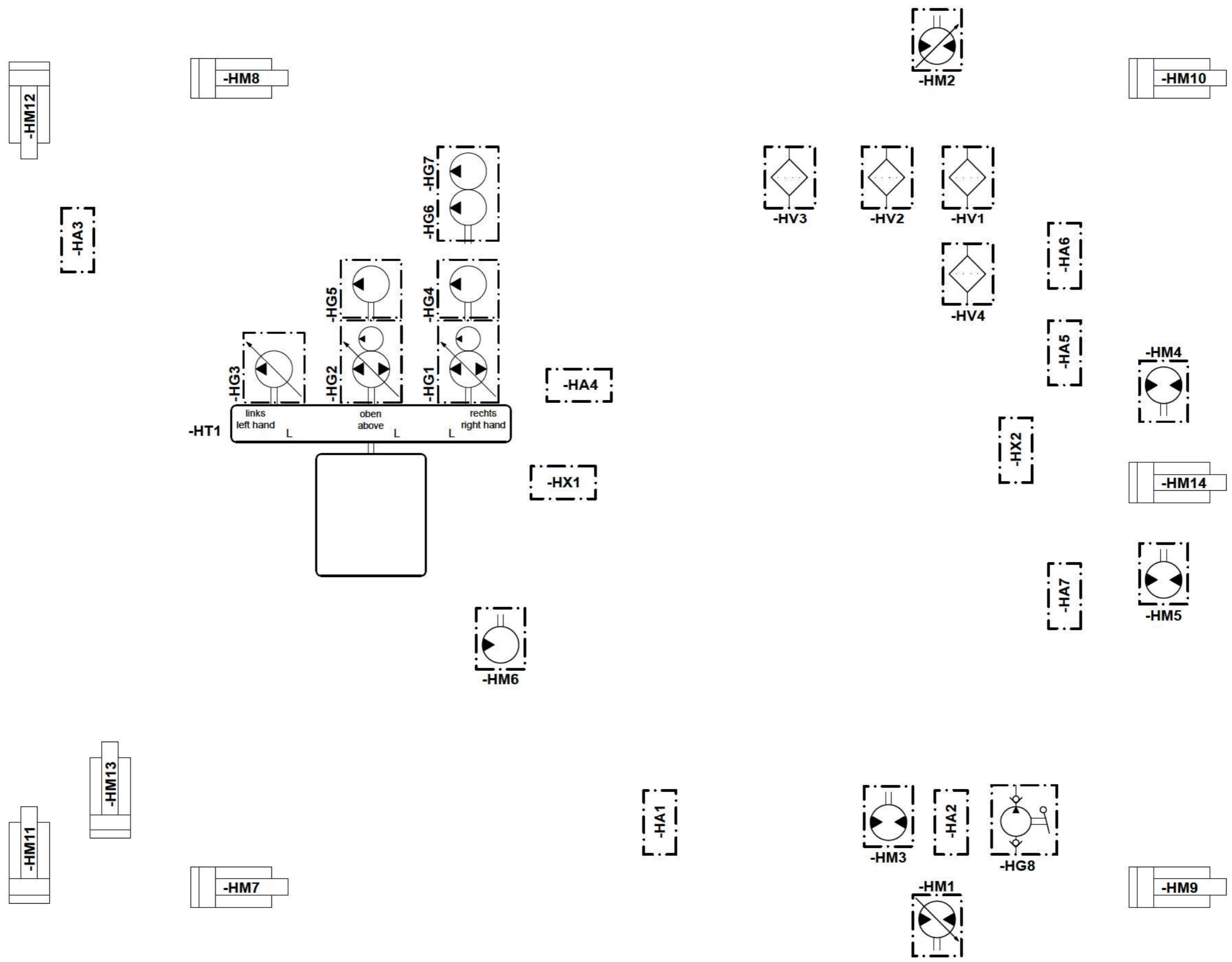
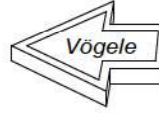
Blatt / Sheet	Inhalt / Contents	Blatt / Sheet	Inhalt / Contents
30	Filter filter		
31	Hydrauliköltank hydraulic oil tank		
32	Erklärung Gerätekenbuchstaben, hydraulisch Explanation device code letter, hydraulic		
33	Symbole Hydraulikverschraubungen symbols hydraulic connections		

Drawing by:		Approved by:		last change:		Status:		Material No.:		Document No.: Partial Document No.: Version No.:		Inhaltsverzeichnis contents		Sheet 3 of 33 Sheets		
date	03.08.2016	date	04.11.2016	date		SF	AE =changable	2548158	Series code:	Valid for Serial No.:						
name	Letz	name	Holzmann	name			PF =prototype release	Revision No.:	0890	from 0467 to XXXX						
E - CAE		Document type:		Function group No.:		SF =serial release		00		Sheet plant:						
		HVP								Sheet Location:						

Schutzvermerk nach ISO 16016 beachten

Refer to protection notice ISO 16016

Hydraulics



Drawing by:		Approved by:		last change:	
date	03.08.2016	date	04.11.2016	date	
name	Letz	name	Holzmann	name	
E - CAE		Document type:		Function group No.:	
		HFP			

Status: **SF**
 AE = changable
 PF = prototype release
 SF = serial release

Material No.: 2548158
 Revision No.: 00



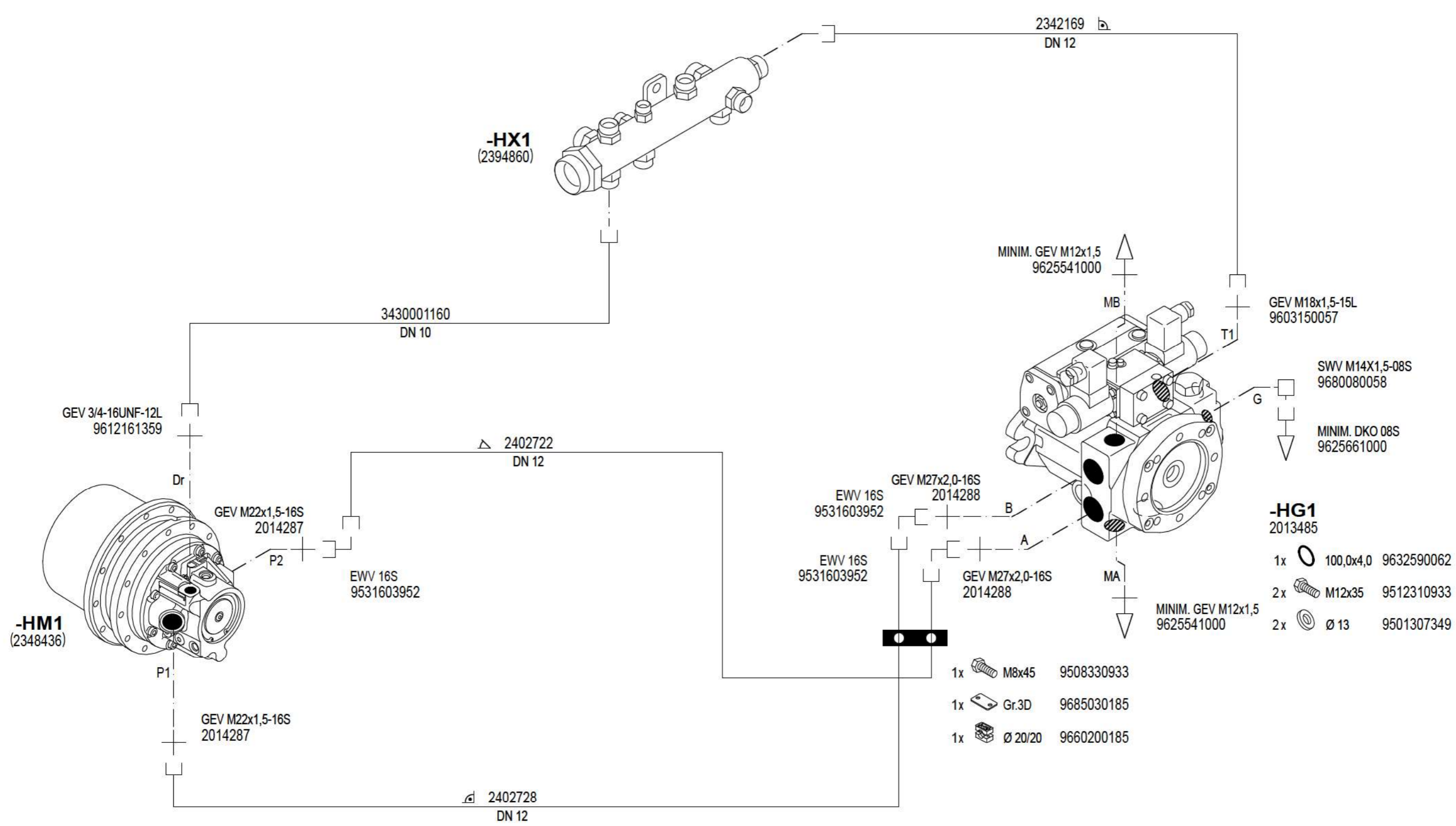
Document No.:		Partial Document No.:		Version No.:	
Series code:	0890	Valid for Serial No.:		from 0467 to XXXX	
Sheet plant:					
Sheet Location:					

Topology
 topology

Sheet
4
 of
33 Sheets

© 2016 by Joseph Vögele AG

Hydraulics
Schutzvermerk nach ISO 16016 beachten
Refer to protection notice ISO 16016



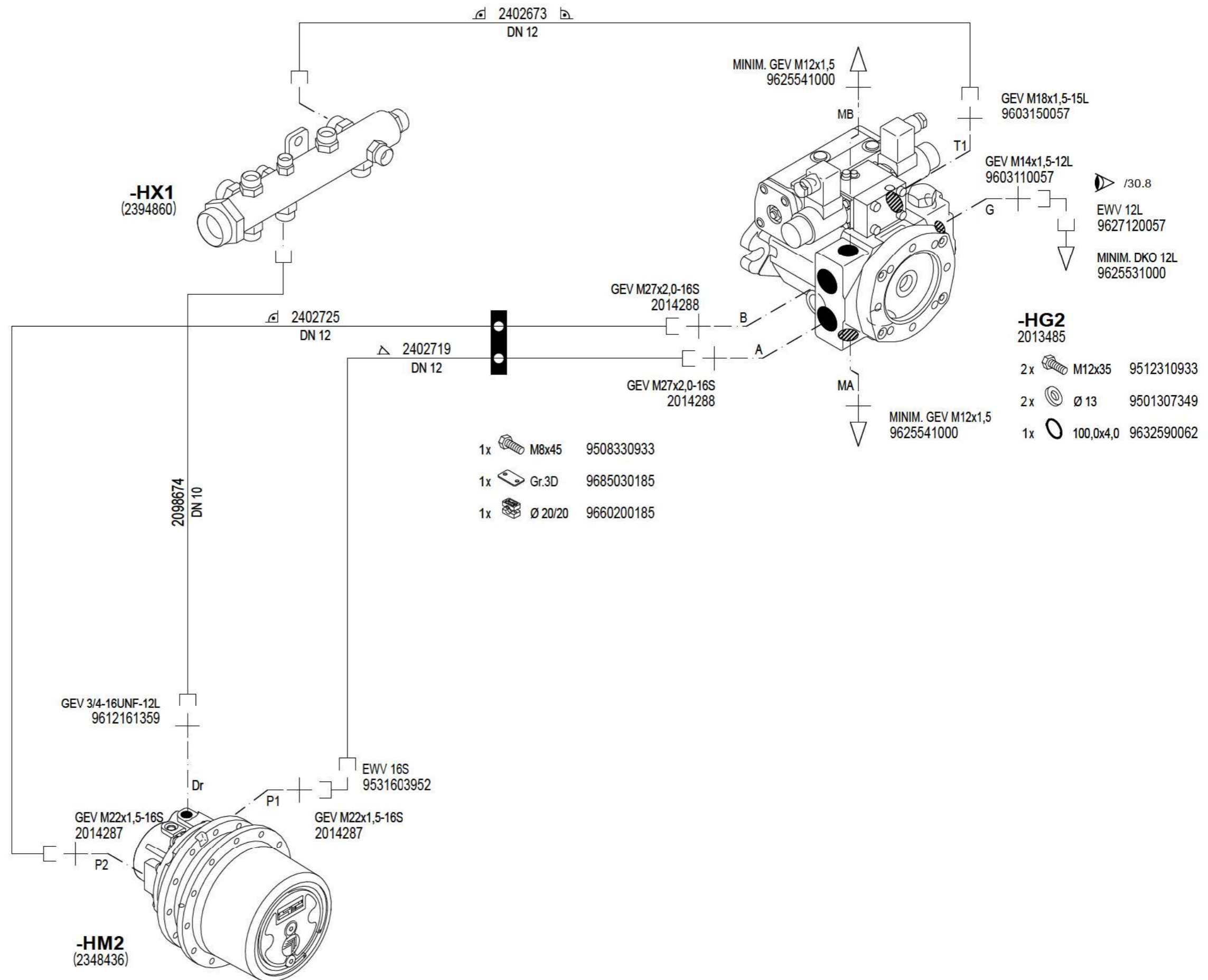
2377108

10x 378x7 3515080179

Drawing by:		Approved by:		last change:		Status:		Material No.:		Document No.: Partial Document No.: Version No.:		Sheet	
date	03.08.2016	date	04.11.2016	date		SF AE=changable PF=prototype release SF=serial release		2548158				5	
name	Letz	name	Holzmann	name				Revision No.:		Series code: 0890		Valid for Serial No.:	
E - CAE		Document type:		Function group No.:				00		from 0467 to XXXX		from 0467 to XXXX	
HFP										Sheet plant:		Fahrtrieb links	
										Sheet Location:		propel system left hand	
												33	

© 2016 by Joseph Vögele AG

Hydraulics
Schutzvermerk nach ISO 16016 beachten
Refer to protection notice ISO 16016



2377109

10x 378x7 3515080179

Drawing by:		Approved by:		last change:		Status:		Material No.:		Document No.: Partial Document No.: Version No.:		Sheet	
date	03.08.2016	date	04.11.2016	date		SF	AE =changable	2548158		Series code:		6	
name	Letz	name	Holzmann	name			PF =prototype release	Revision No.:		Valid for Serial No.:		of	
E - CAE		Document type:		Function group No.:		SF =serial release		00		from 0467 to XXXX		33	
HFP										Sheet plant:		Sheets	
										Sheet Location:			

Fahrtrieb rechts
propel system right hand

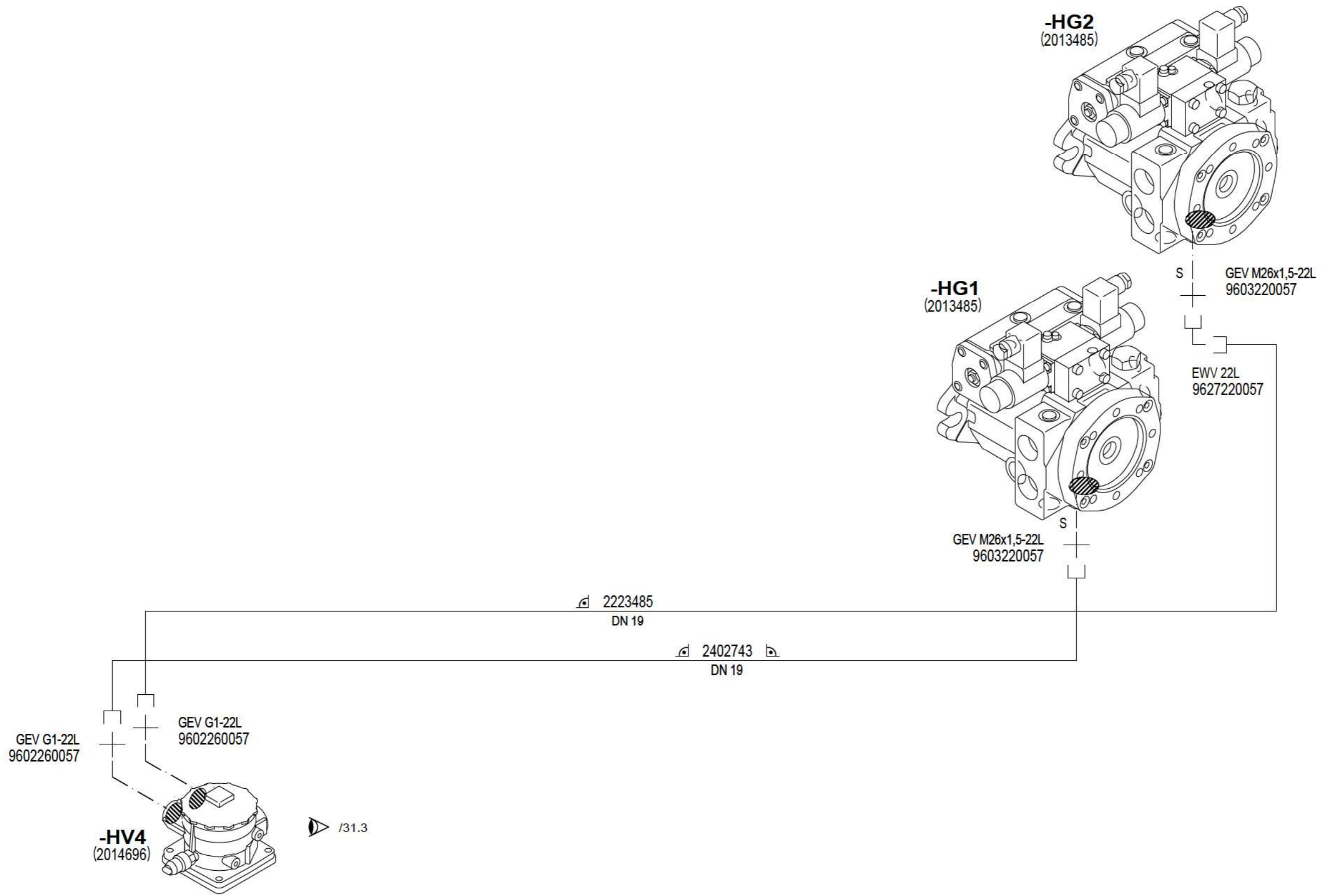
© 2016 by Joseph Vögele AG

Schutzvermerk nach ISO 16016 beachten

Refer to protection notice ISO 16016

1 2 3 4 5 6 7 8

Hydraulics

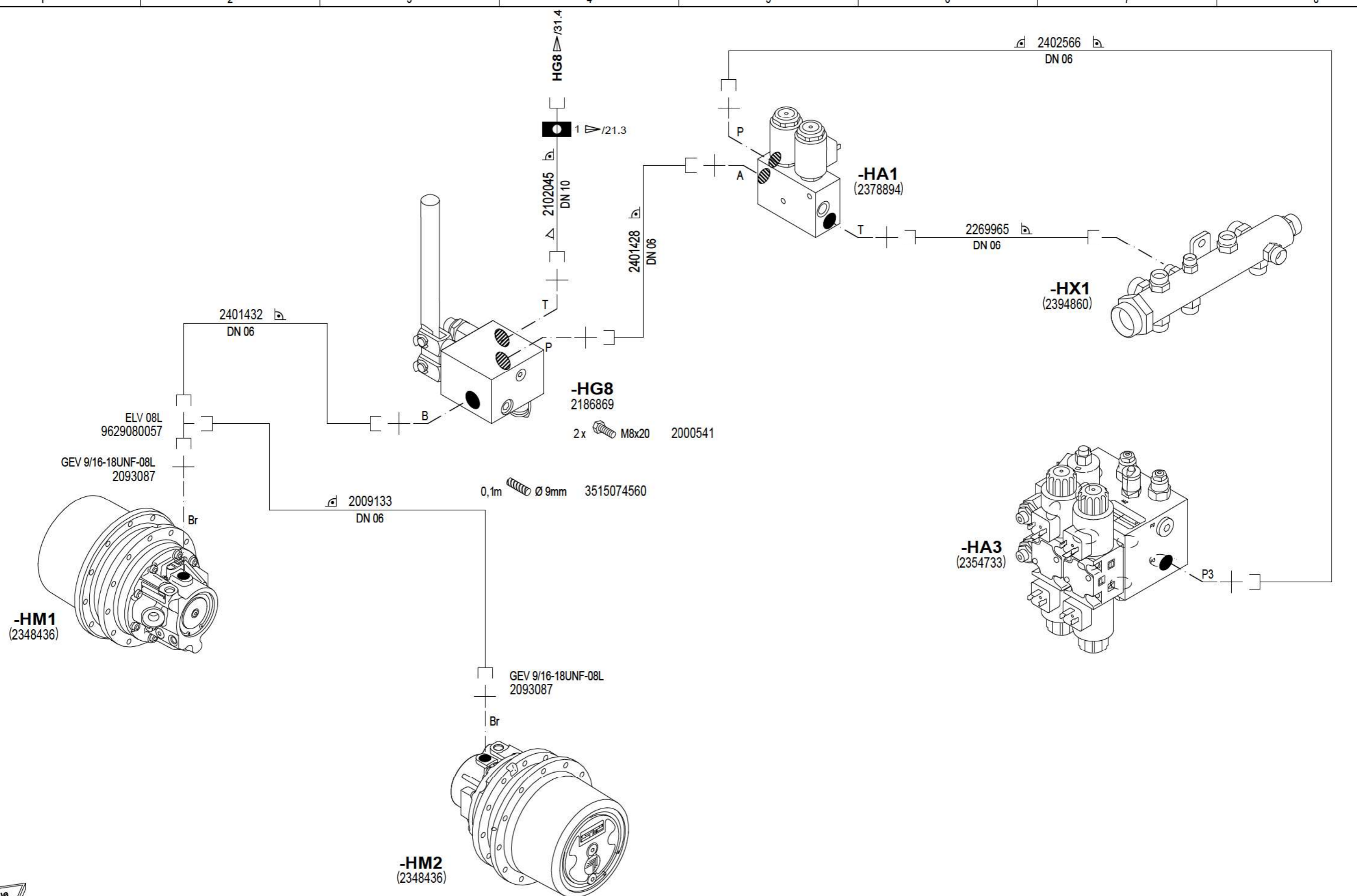


2377112

Drawing by:		Approved by:		last change:		Status:		Material No.:		Document No.: Partial Document No.: Version No.:		Einspeisung Fahrtrieb feed propel system		Sheet 7 of 33 Sheets	
date 03.08.2016		date 04.11.2016		date		SF AE=changable PF=prototype release SF=serial release		2548158		Series code: 0890 Valid for Serial No.: from 0467 to XXXX					
name Letz		name Holzmann		name				Revision No.: 00		Sheet plant:					
E - CAE		Document type: HFP		Function group No.:						Sheet Location:					

© 2016 by Joseph Vögele AG

Hydraulics
Schutzvermerk nach ISO 16016 beachten
Refer to protection notice ISO 16016



2377113

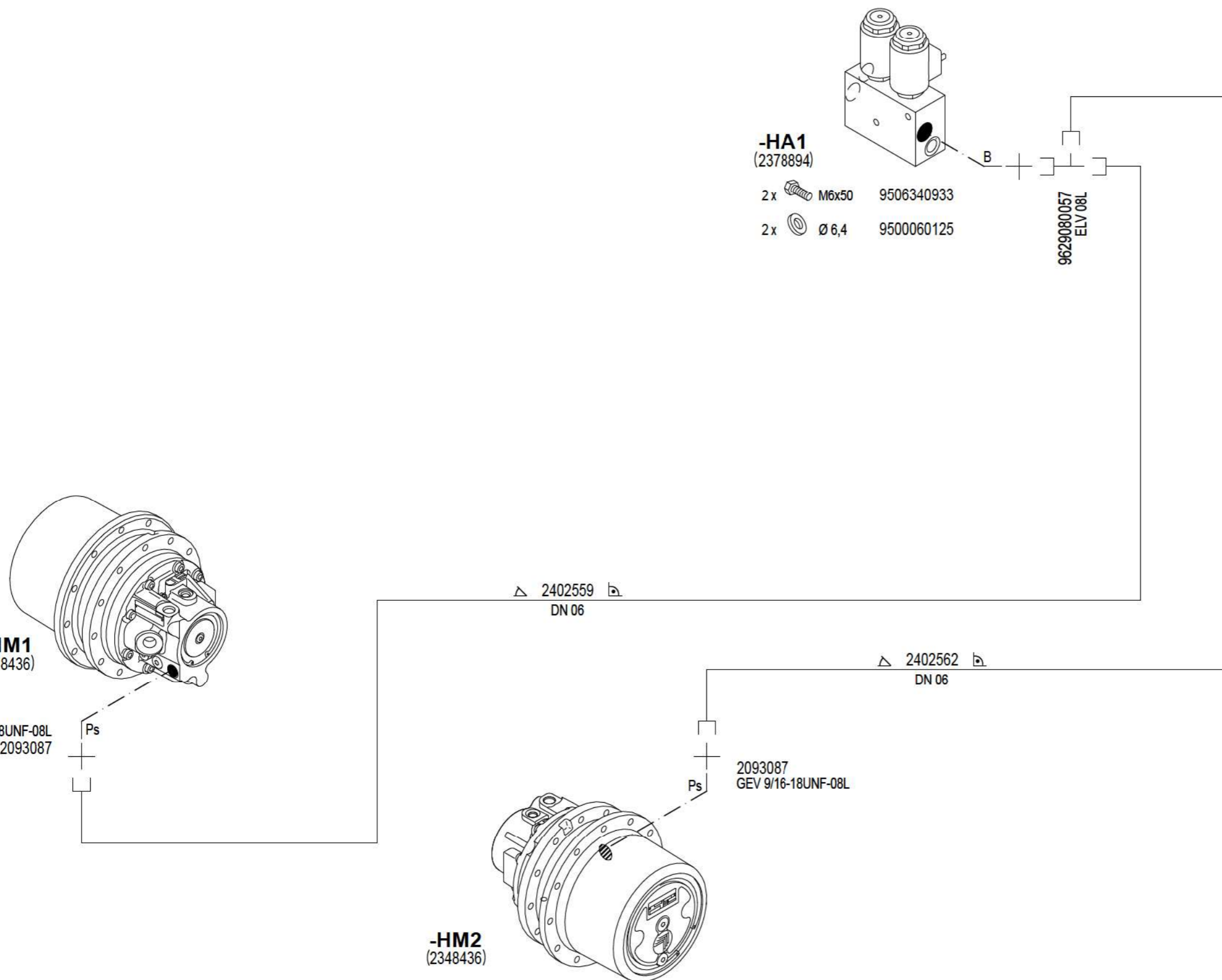
Drawing by:		Approved by:		last change:		Status:		Material No.:		Document No.: Partial Document No.: Version No.:	
date	03.08.2016	date	04.11.2016	date		SF AE=changable PF=prototype release SF=serial release		2548158			
name	Letz	name	Holzmann	name				Revision No.:		Series code: Valid for Serial No.:	
E - CAE		Document type:		Function group No.:				00		from 0467 to XXXX	
		HFP								Sheet plant: Sheet Location:	
VÖGELE										Bremse Fahrtrieb brake propel system	
										Sheet 8 of 33 Sheets	

© 2016 by Joseph Vögele AG

Hydraulics

Schutzvermerk nach ISO 16016 beachten

Refer to protection notice ISO 16016



- HA1**
(2378894)
- 2 x M6x50 9506340933
 - 2 x Ø 6,4 9500060125

9629080057
ELV 08L



2377114

3 x 378x7 3515080179

Drawing by:		Approved by:		last change:	
date	03.08.2016	date	04.11.2016	date	
name	Letz	name	Holzmann	name	
E - CAE		Document type:		Function group No.:	
		HFP			

Status:	AE =changable PF =prototype release SF =serial release	Material No.: 2548158
SF		Revision No.: 00



Document No.: Partial Document No.: Version No.:	
Series code: 0890	Valid for Serial No.: from 0467 to XXXX
Sheet plant: Sheet Location:	

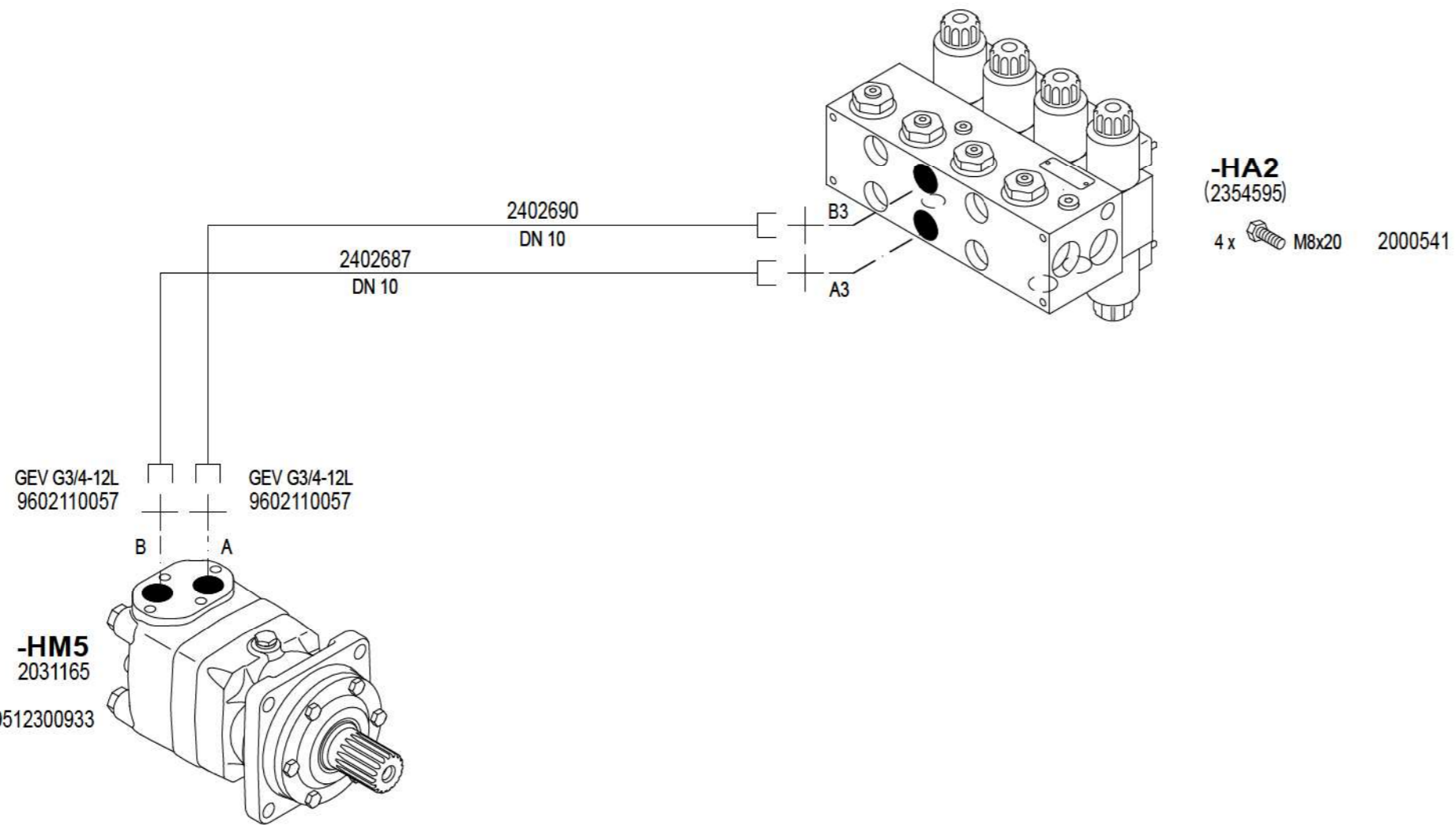
**Schaltung Fahrtrieb
gear shift propel system**

Sheet
9
of
33 Sheets

© 2016 by Joseph Vögele AG

Hydraulics
Schutzvermerk nach ISO 16016 beachten
Refer to protection notice ISO 16016

1 2 3 4 5 6 7 8



2377122

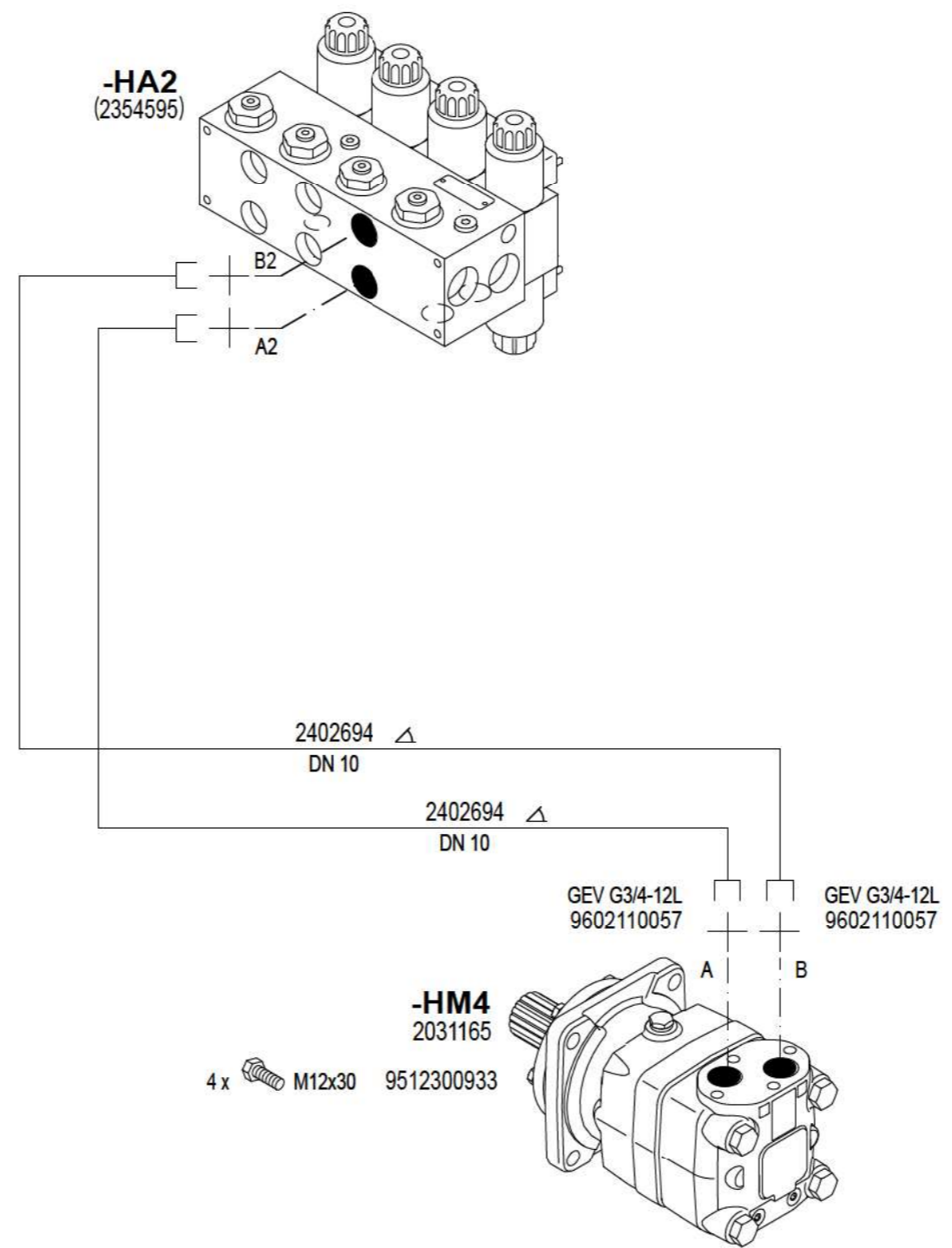
Drawing by:		Approved by:		last change:		Status:		Material No.:		Document No.: Partial Document No.: Version No.:		Sheet	
date	03.08.2016	date	04.11.2016	date		SF	AE =changable	2548158		Series code: 0890 Valid for Serial No.: from 0467 to XXXX		Verteilerschnecke links auger left hand	
name	Letz	name	Holzmann	name			PF =prototype release	Revision No.:	00				
E - CAE		Document type:		Function group No.:						Sheet plant:		10 of 33 Sheets	
		HFP								Sheet Location:			

1 2 3 4 5 6 7 8

© 2016 by Joseph Vögele AG

Hydraulics
Schutzvermerk nach ISO 16016 beachten
Refer to protection notice ISO 16016

1 2 3 4 5 6 7 8



2377123

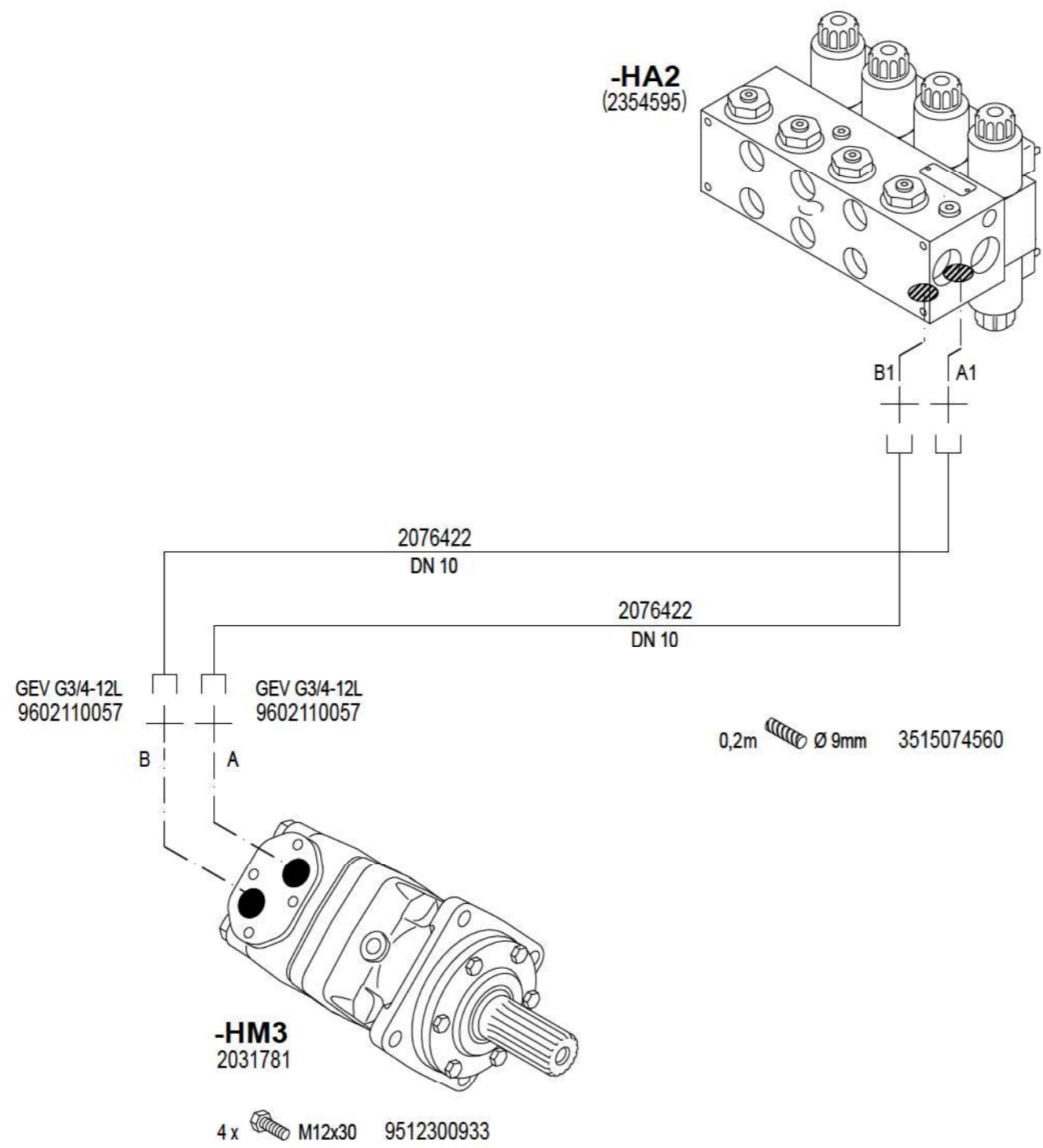
Drawing by:		Approved by:		last change:		Status:		Material No.:		Document No.: Partial Document No.: Version No.:		Sheet	
date	03.08.2016	date	04.11.2016	date		SF	AE =changable	2548158	Series code:		Valid for Serial No.:		11
name	Letz	name	Holzmann	name			PF =prototype release	Revision No.:	00	0890		from 0467 to XXXX	
E - CAE		Document type:		Function group No.:				VÖGELE		Sheet plant:		Verteilerschnecke rechts auger right hand	
		HFP								Sheet Location:			

1 2 3 4 5 6 7 8

© 2016 by Joseph Vögele AG

Hydraulics
Schutzvermerk nach ISO 16016 beachten
Refer to protection notice ISO 16016
© 2016 by Joseph Vögele AG

1 2 3 4 5 6 7 8



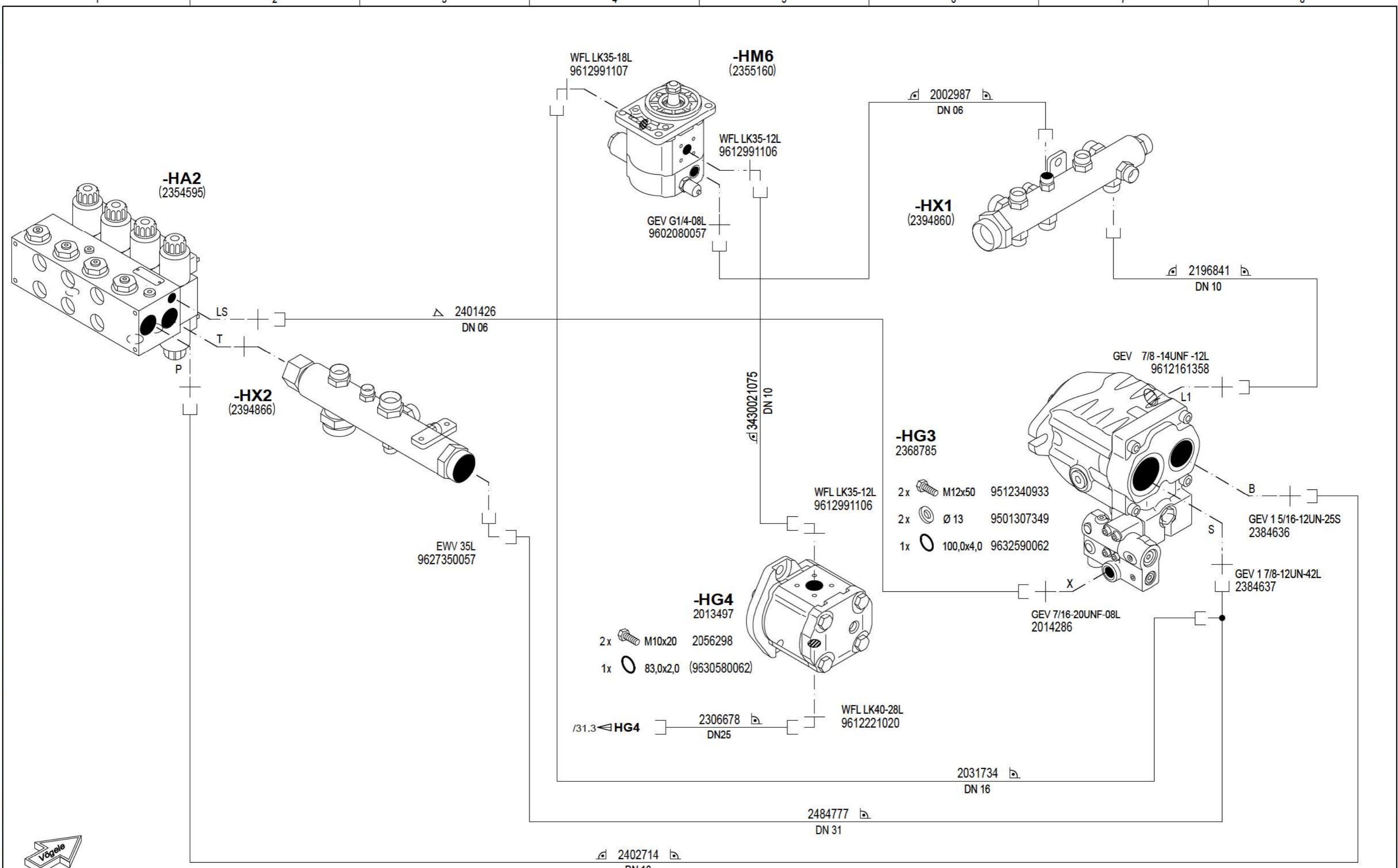
2377121

2x 378x7 3515080179

Drawing by:		Approved by:		last change:		Status:		Material No.:		Document No.: Partial Document No.: Version No.:		Sheet	
date	03.08.2016	date	04.11.2016	date		SF AE =changable PF =prototype release SF =serial release		2548158				12	
name	Letz	name	Holzmann	name				Revision No.: 00		Series code: 0890		Valid for Serial No.: from 0467 to XXXX	
E - CAE		Document type: HFP		Function group No.:						Sheet plant:		of 33	
										Sheet Location:		Sheets	

1 2 3 4 5 6 7 8

Hydraulics



2486838

5 x 378x7 3515080179

Refer to protection notice ISO 16016

Drawing by:		Approved by:		last change:	
date	03.08.2016	date	04.11.2016	date	
name	Letz	name	Holzmann	name	
E - CAE		Document type:		Function group No.:	
		HFP			

Status:	Material No.:
SF AE =changable	2548158
PF =prototype release	Revision No.:
SF =serial release	00



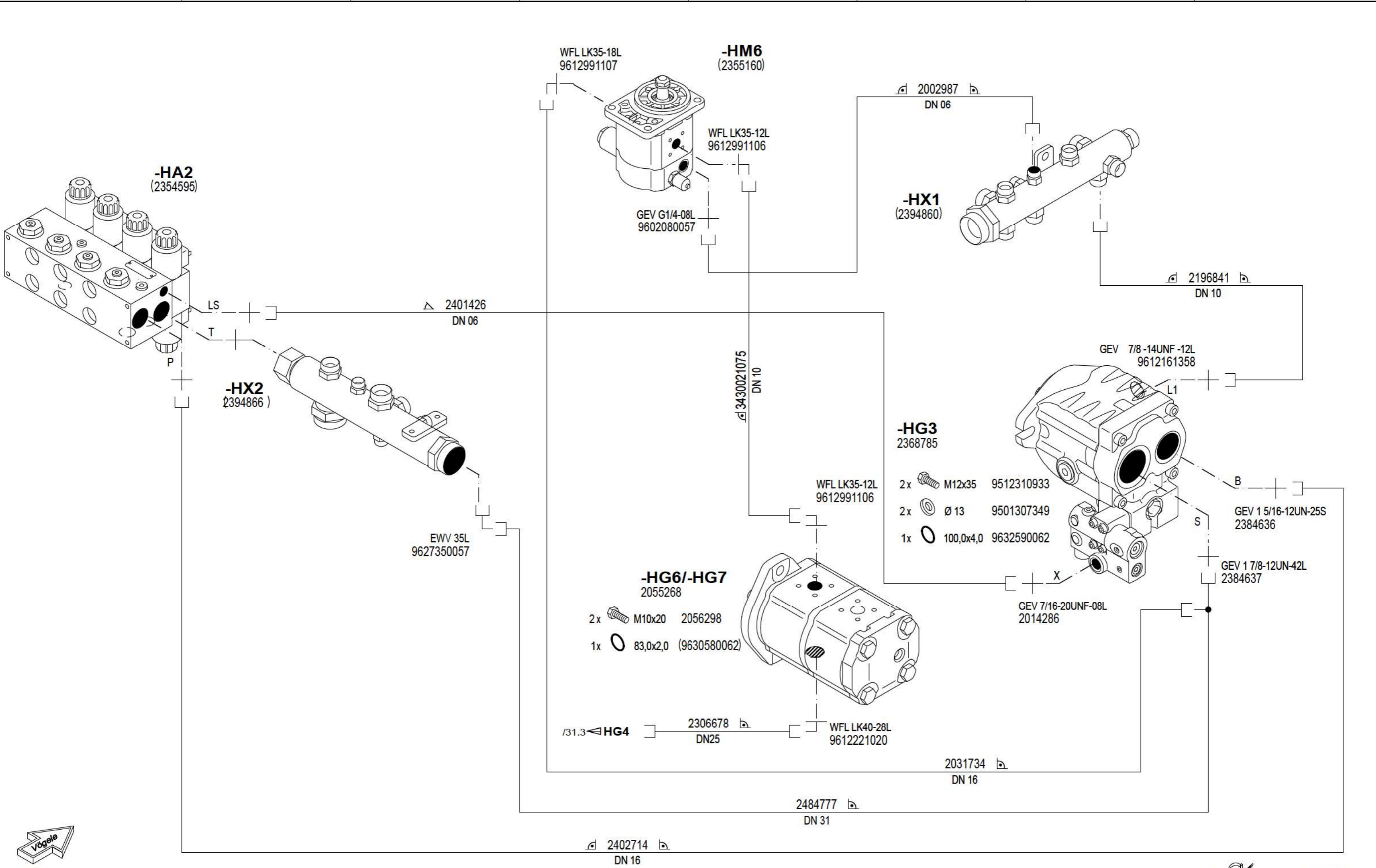
Document No.:		Partial Document No.:		Version No.:	
Series code:	0890	Valid for Serial No.:	from 0467 to XXXX		
Sheet plant:					
Sheet Location:					

Einspeisung Schnecke/ Band S700-3
feed auger/ conveyor S700-3

Sheet
13
of
33
Sheets

© 2016 by Joseph Vögele AG

Hydraulics
Schutzvermerk nach ISO 16016 beachten
Refer to protection notice ISO 16016



2486839

5 x 378x7 3515080179

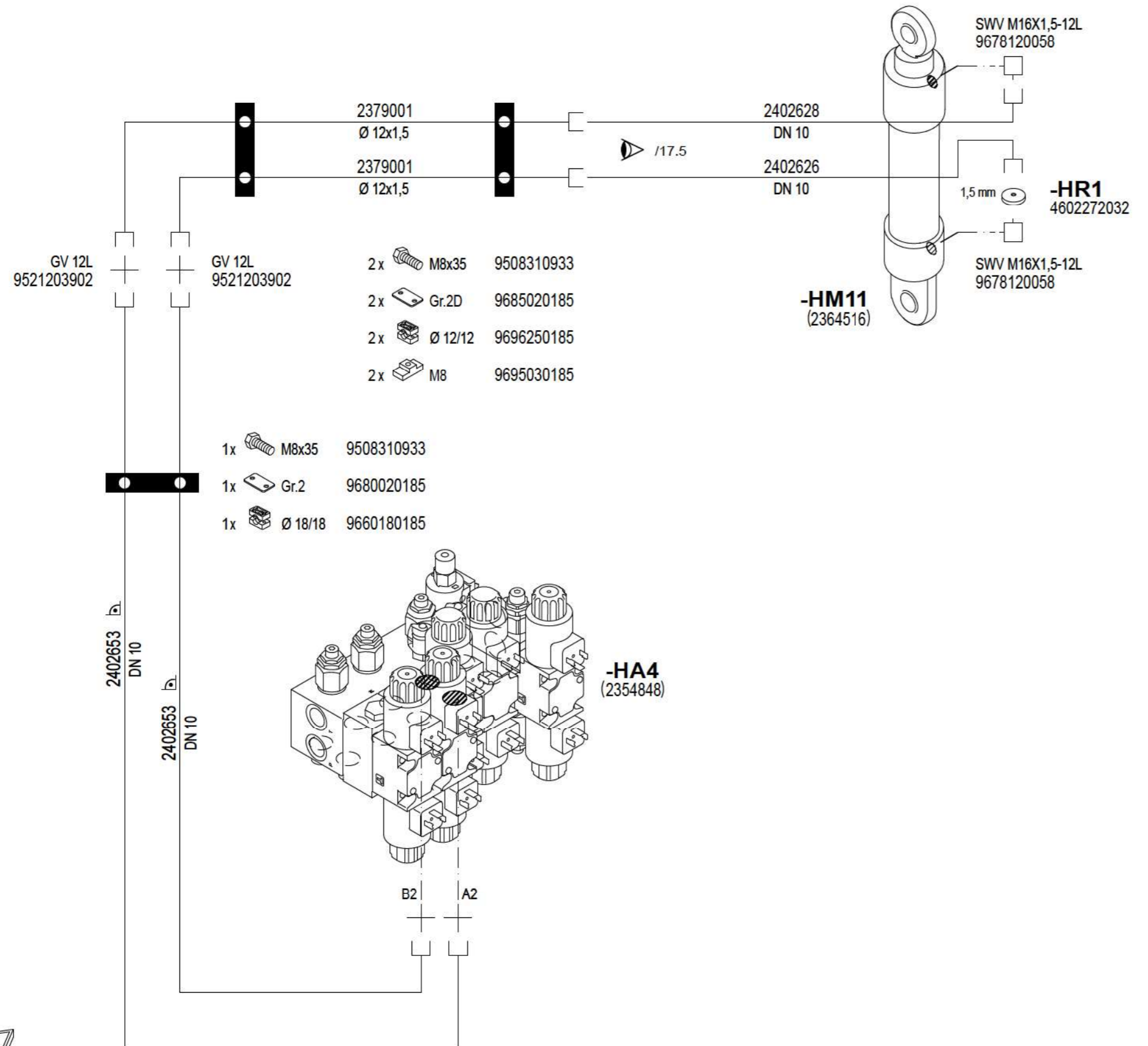
Drawing by:		Approved by:		last change:		Status:		Material No.:		Document No.: Partial Document No.: Version No.:		Einspeisung Schnecke/ Band S800-3 feed auger/ conveyor S800-3		Sheet 14 of 33	
date 03.08.2016		date 04.11.2016		date		SF AE =changable PF =prototype release SF =serial release		2548158		0890		Valid for Serial No.:		from 0467 to XXXX	
name Letz		name Holzmann		name				Revision No.:		Sheet plant:		Sheet Location:			
E - CAE		Document type:		Function group No.:				00							
HFP															

© 2016 by Joseph Vögele AG

Hydraulics

Schutzvermerk nach ISO 16016 beachten

Refer to protection notice ISO 16016



2377119

2x 378x7 3515080179

Drawing by:		Approved by:		last change:		Status:		Material No.:		Document No.: Partial Document No.: Version No.:		Sheet	
date	03.08.2016	date	04.11.2016	date		SF AE = changable PF = prototype release SF = serial release		2548158		Series code: 0890 Valid for Serial No.: from 0467 to XXXX		15 of 33 Sheets	
name	Letz	name	Holzmann	name				Revision No.: 00					
E - CAE		Document type: HFP		Function group No.:									

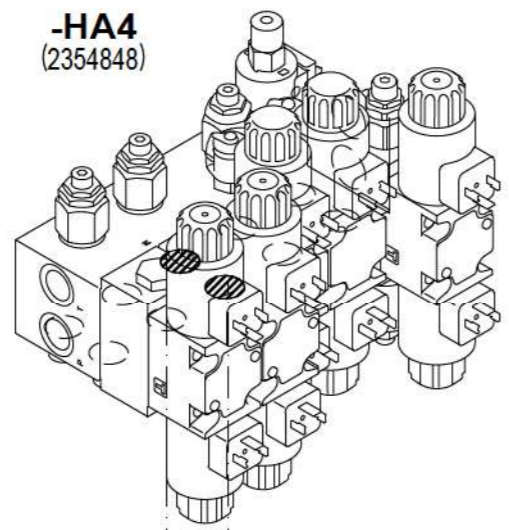
© 2016 by Joseph Vögele AG

Hydraulics

Schutzvermerk nach ISO 16016 beachten

Refer to protection notice ISO 16016

1 2 3 4 5 6 7 8



-HA4
(2354848)

B3
A3

GV 12L
9521203902

3430021110
DN 10

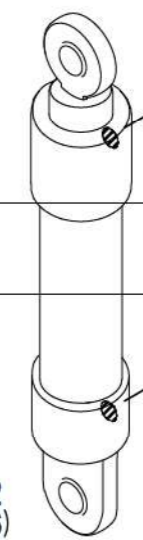
3430021110
DN 10

- 2379001
Ø 12x1,5
- 2379001
Ø 12x1,5
- 2x M8x35 9508310933
- 2x Gr.2D 9685020185
- 2x Ø 12/12 9696250185
- 2x M8 9695030185

2402628
DN 10

2402626
DN 10

-HM12
(2364516)



SWV M16X1,5-12L
9678120058

1,5 mm

-HR2
4602272032

SWV M16X1,5-12L
9678120058



2377120

2x 378x7 3515080179

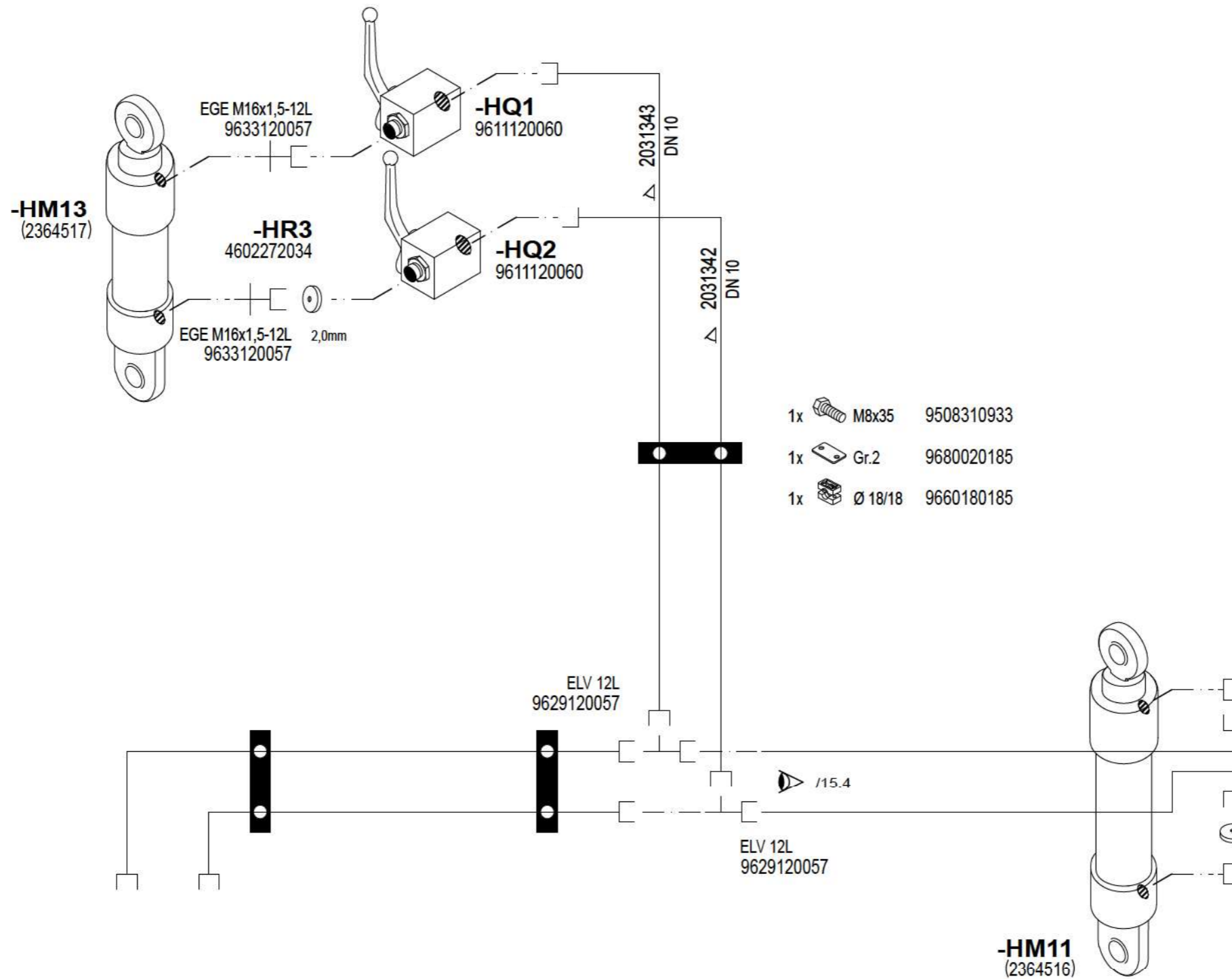
Drawing by:		Approved by:		last change:		Status:		Material No.:		Document No.: Partial Document No.: Version No.:		Sheet			
date	03.08.2016	date	04.11.2016	date		SF	AE =changable	2548158				16			
name	Letz	name	Holzmann	name			PF =prototype release	Revision No.:		Series code:		Valid for Serial No.:		of	
E - CAE		Document type:		Function group No.:			SF =serial release	00		0890		from 0467 to XXXX		33	
HFP								VÖGELE		Sheet plant:		Bunkerwand rechts		of	
										Sheet Location:		hopper side right hand		Sheets	

1 2 3 4 5 6 7 8

© 2016 by Joseph Vögele AG

Hydraulics
Schutzvermerk nach ISO 16016 beachten
Refer to protection notice ISO 16016
© 2016 by Joseph Vögele AG

1 2 3 4 5 6 7 8



2377144

Drawing by:		Approved by:		last change:	
date	03.08.2016	date	04.11.2016	date	
name	Letz	name	Holzmann	name	
E - CAE		Document type:		Function group No.:	
		HFP			

Status:
SF AE = changable
 PF = prototype release
 SF = serial release

Material No.:
2548158
 Revision No.:
00



Document No.:		Partial Document No.:		Version No.:	
Series code:	0890	Valid for Serial No.:		from 0467 to XXXX	
Sheet plant:					
Sheet Location:					

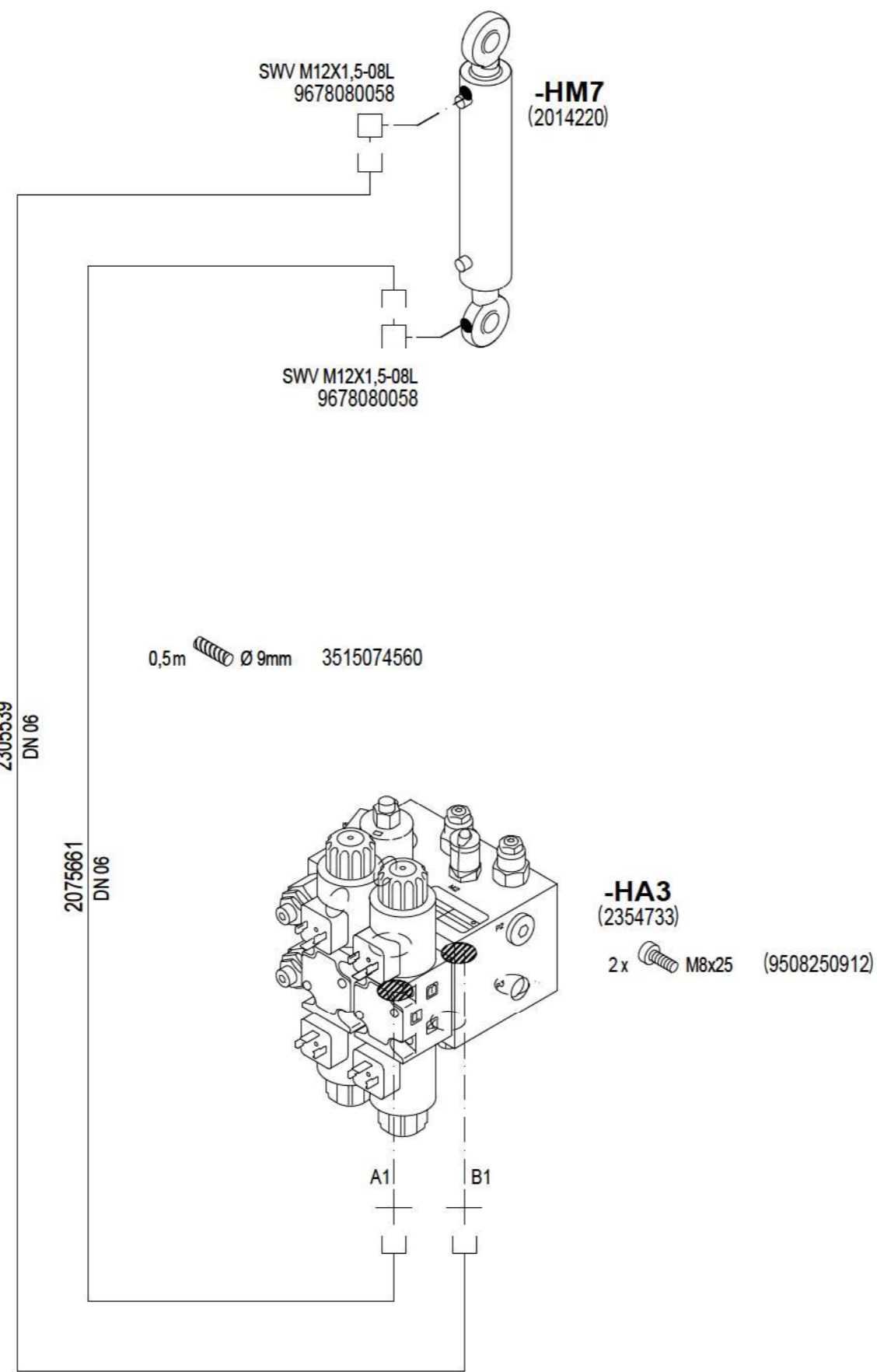
**Bunkerwand asymmetrisch
 hopper side asymmetric**

Sheet
17
 of
33 Sheets

Hydraulics
Schutzvermerk nach ISO 16016 beachten
Refer to protection notice ISO 16016



2377126



1x 378x7 3515080179

Drawing by:		Approved by:		last change:	
date	03.08.2016	date	04.11.2016	date	
name	Letz	name	Holzmann	name	
E - CAE		Document type:	Function group No.:		
		HFP			

SF
 AE =changable
 PF =prototype release
 SF =serial release

Material No.:
2548158
 Revision No.:
00



Document No.: Partial Document No.: Version No.:	
Series code: 0890	Valid for Serial No.: from 0467 to XXXX
Sheet plant: Sheet Location:	

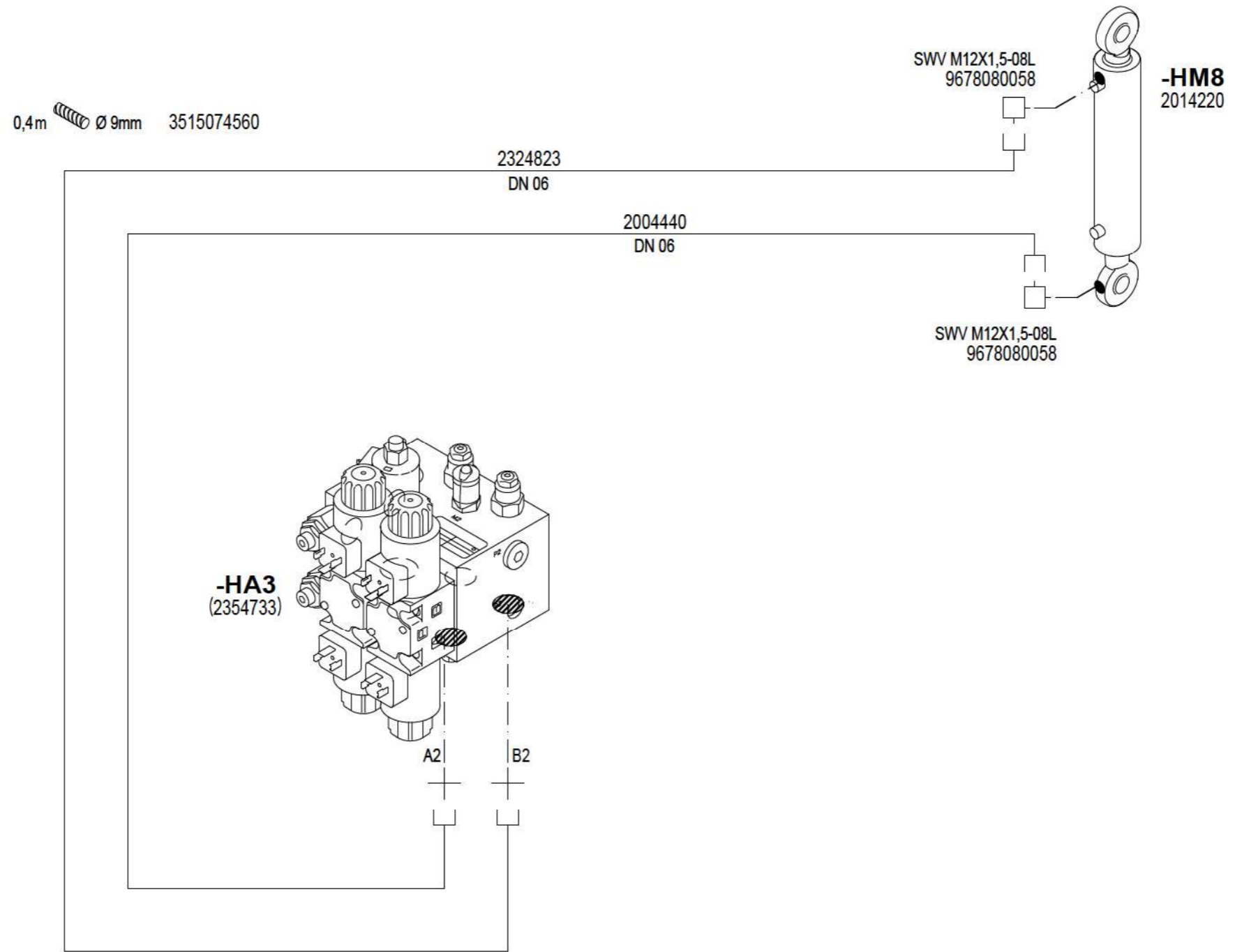
**Nivellierung links
levelling system left hand**

Sheet
18
of
33 Sheets

© 2016 by Joseph Vögele AG

Hydraulics
Schutzvermerk nach ISO 16016 beachten
Refer to protection notice ISO 16016

1 2 3 4 5 6 7 8



2377127

1x 378x7 3515080179

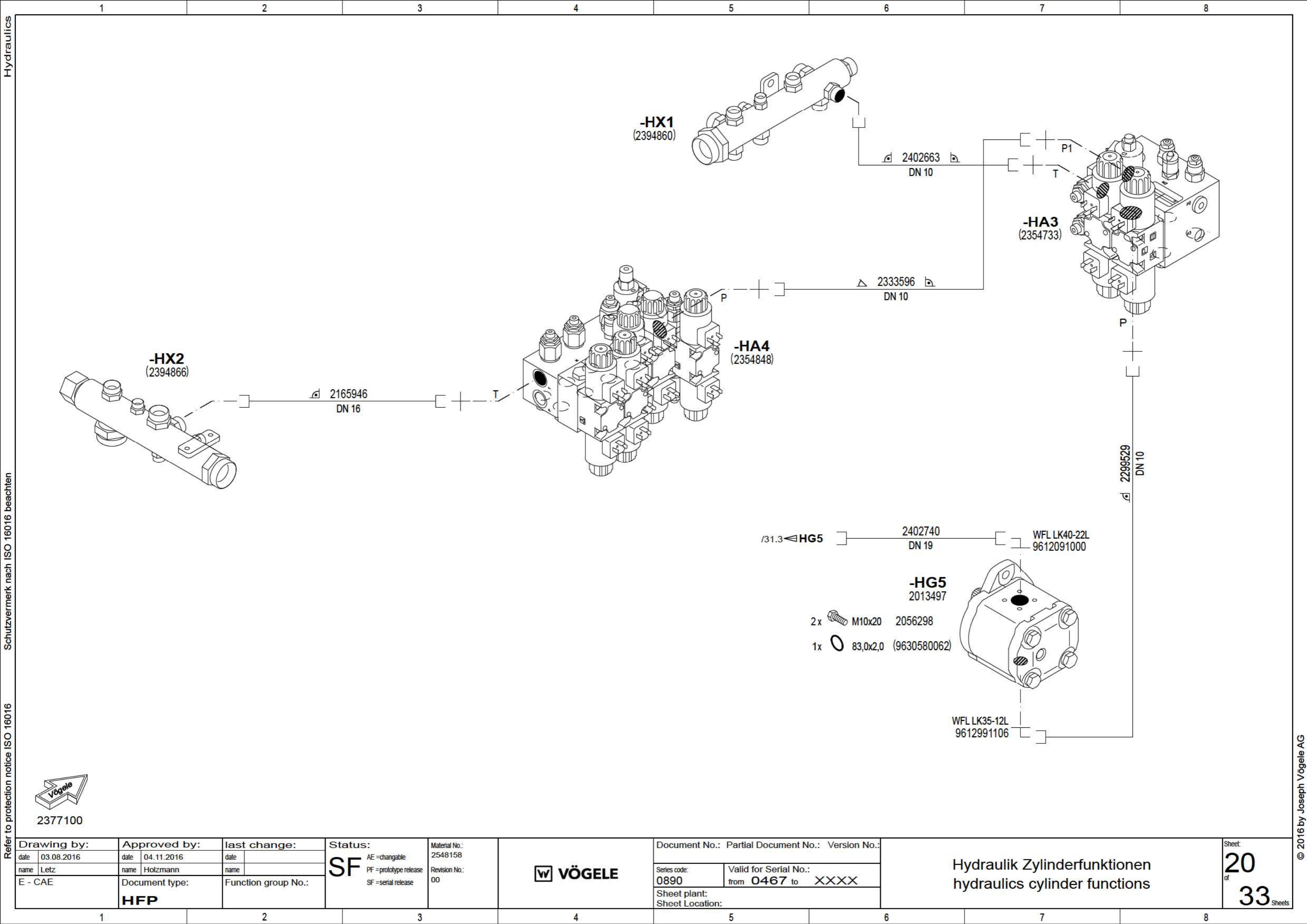
Drawing by:		Approved by:		last change:		Status:		Material No.:		Document No.: Partial Document No.: Version No.:		Sheet		
date	03.08.2016	date	04.11.2016	date		SF	AE =changable	2548158	Series code: 0890		Valid for Serial No.:		19	
name	Letz	name	Holzmann	name			PF =prototype release	Revision No.:	from 0467 to XXXX		of			33
E - CAE		Document type: HFP		Function group No.:			SF =serial release	00	Sheet plant:		Sheet Location:			

1 2 3 4 5 6 7 8

© 2016 by Joseph Vögele AG

Schutzvermerk nach ISO 16016 beachten

Refer to protection notice ISO 16016



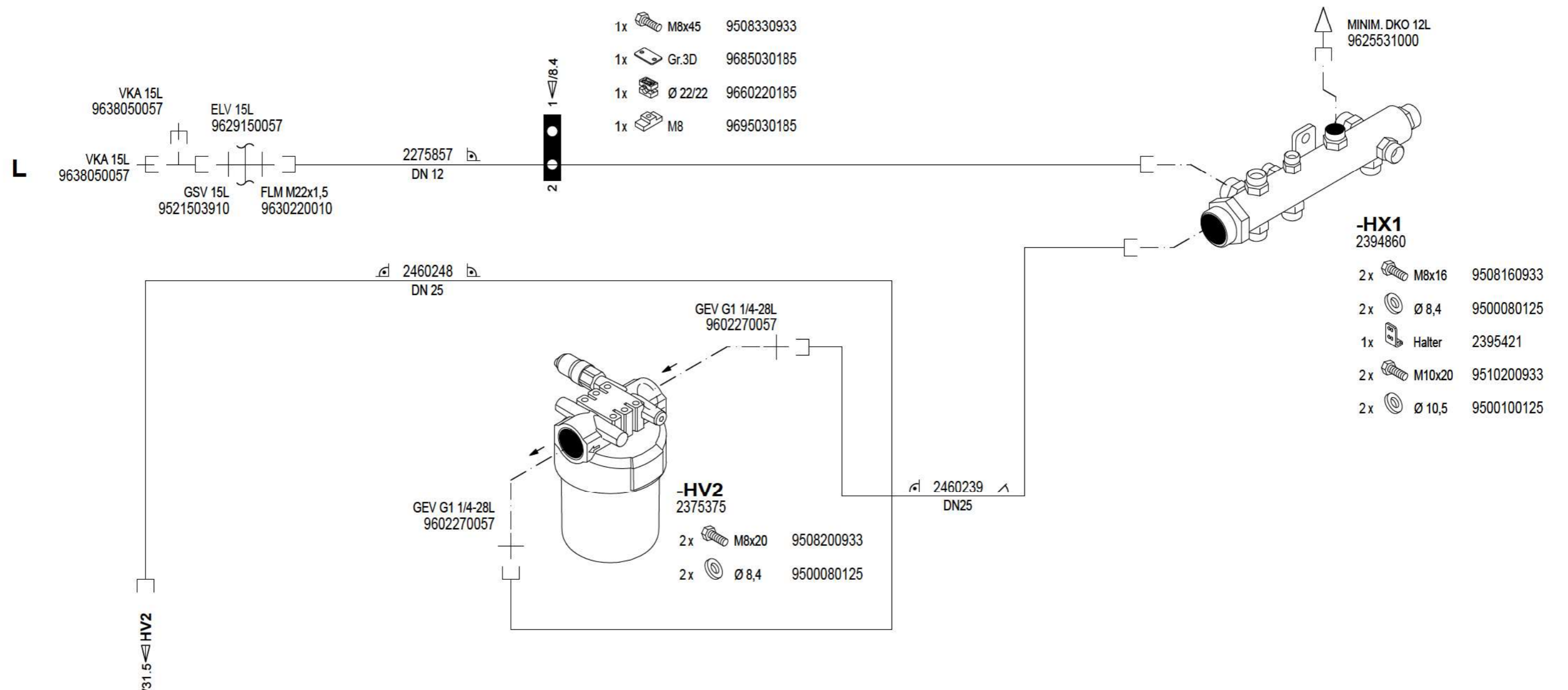
2377100

Drawing by:		Approved by:		last change:		Status:		Material No.:		Document No.: Partial Document No.: Version No.:		Sheet	
date	03.08.2016	date	04.11.2016	date		SF	AE =changable	2548158		Series code: 0890		Valid for Serial No.:	
name	Letz	name	Holzmann	name			PF =prototype release	Revision No.:	00		from 0467 to XXXX		20
E - CAE		Document type:		Function group No.:				VÖGELE		Sheet plant:		Hydraulik Zylinderfunktionen hydraulics cylinder functions	
		HFP								Sheet Location:			

© 2016 by Joseph Vögele AG

Hydraulics
Schutzvermerk nach ISO 16016 beachten
Refer to protection notice ISO 16016

1 2 3 4 5 6 7 8

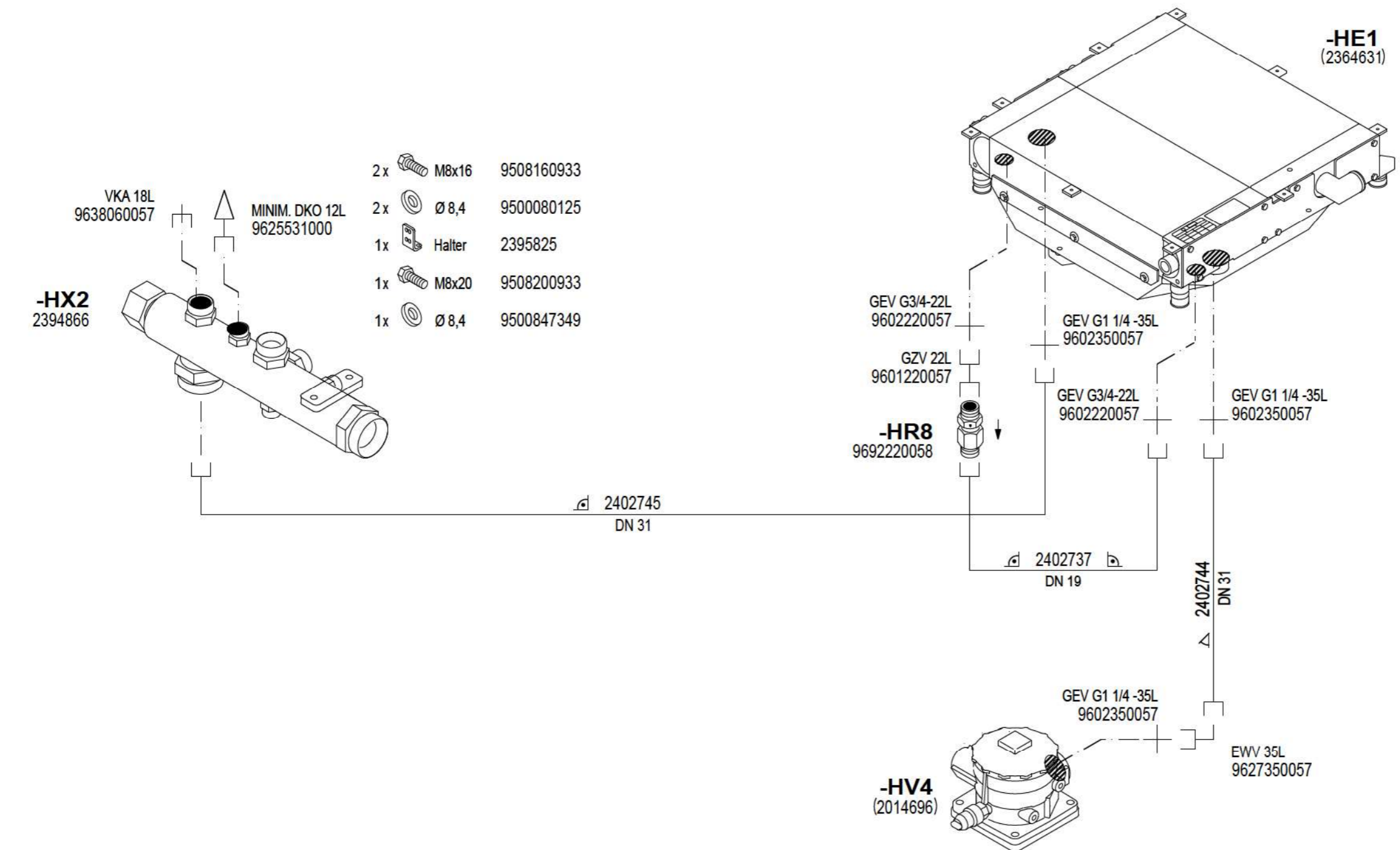


2377103

Drawing by:		Approved by:		last change:		Status:		Material No.:		Document No.: Partial Document No.: Version No.:		Sheet	
date	03.08.2016	date	04.11.2016	date		SF AE=changable PF=prototype release SF=serial release		2548158				21	
name	Letz	name	Holzmann	name				Revision No.: 00		Series code: 0890		Valid for Serial No.: from 0467 to XXXX	
E - CAE		Document type: HFP		Function group No.:						Sheet plant:		Lecköl case drain	
										Sheet Location:		of 33 Sheets	

© 2016 by Joseph Vögele AG

Hydraulics
Schutzvermerk nach ISO 16016 beachten
Refer to protection notice ISO 16016



- 2x M8x16 9508160933
- 2x Ø 8,4 9500080125
- 1x Halter 2395825
- 1x M8x20 9508200933
- 1x Ø 8,4 9500847349



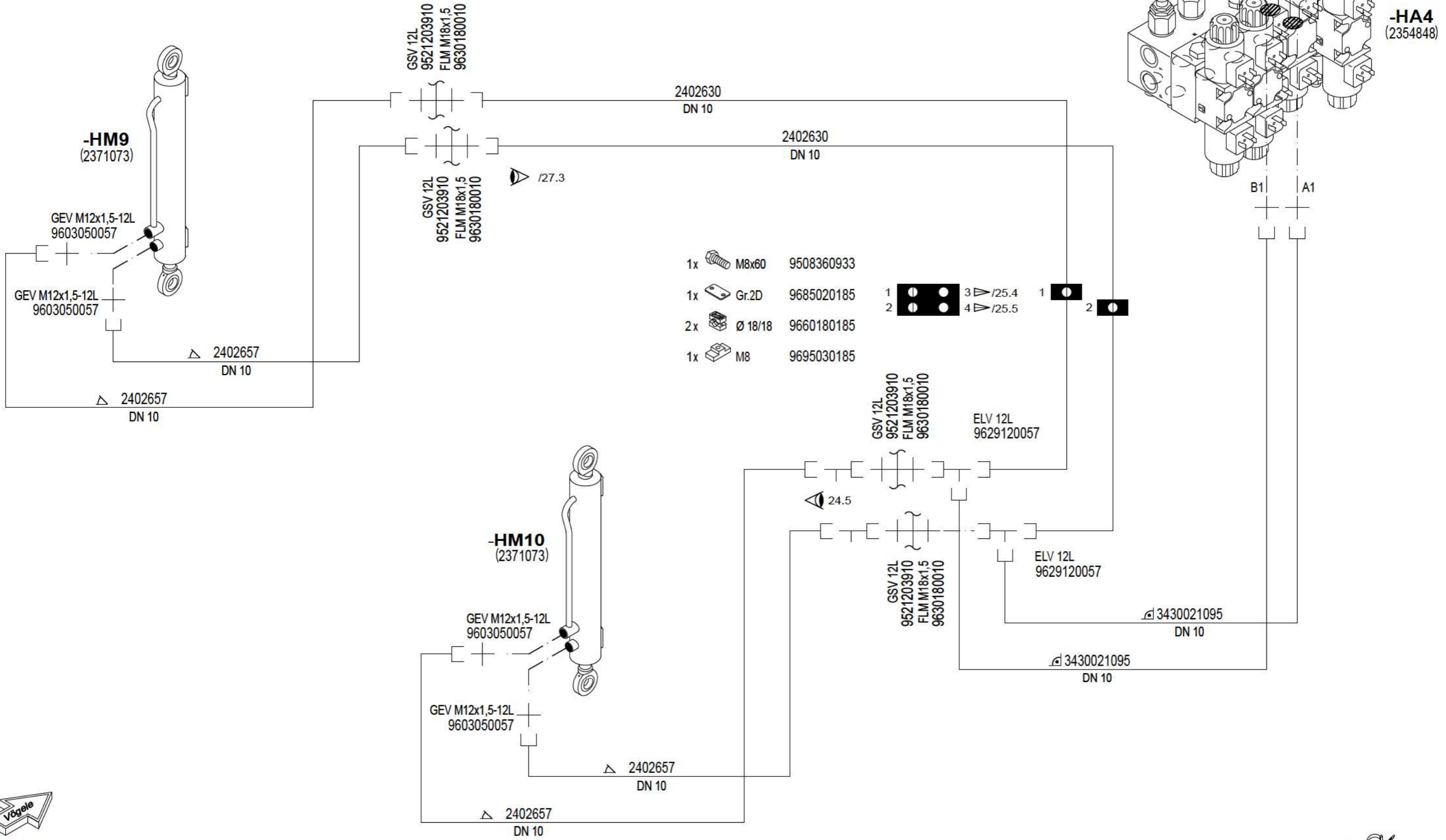
Drawing by:		Approved by:		last change:		Status:		Material No.:		Document No.: Partial Document No.: Version No.:		Sheet	
date	03.08.2016	date	04.11.2016	date		SF AE=changable PF=prototype release SF=serial release		2548158				22	
name	Letz	name	Holzmann	name				Revision No.: 00		Series code: 0890		Valid for Serial No.:	
E - CAE		Document type: HFP		Function group No.:						Sheet plant: Sheet Location:		from 0467 to XXXX	
												Rückläufe return flows	
												of 33 Sheets	

© 2016 by Joseph Vögele AG

Hydraulics

Schutzvermerk nach ISO 16016 beachten

Refer to protection notice ISO 16016



2377129

6 x 378x7 3515080179

Drawing by:		Approved by:		last change:		Status:		Material No.:		Document No.: Partial Document No.: Version No.:		Sheet	
date	03.08.2016	date	04.11.2016	date		SF AE=changable		2548158		0890		Valid for Serial No.:	
name	Letz	name	Holzmann	name		PF=prototype release		Revision No.:		0890		from 0467 to XXXX	
E - CAE		Document type:		Function group No.:		SF=serial release		00		Sheet plant:		Bohle heben/senken	
		HFP								Sheet Location:		raising/lowering screed	
												23	
												of 33	

© 2016 by Joseph Vögele AG

Hydraulics

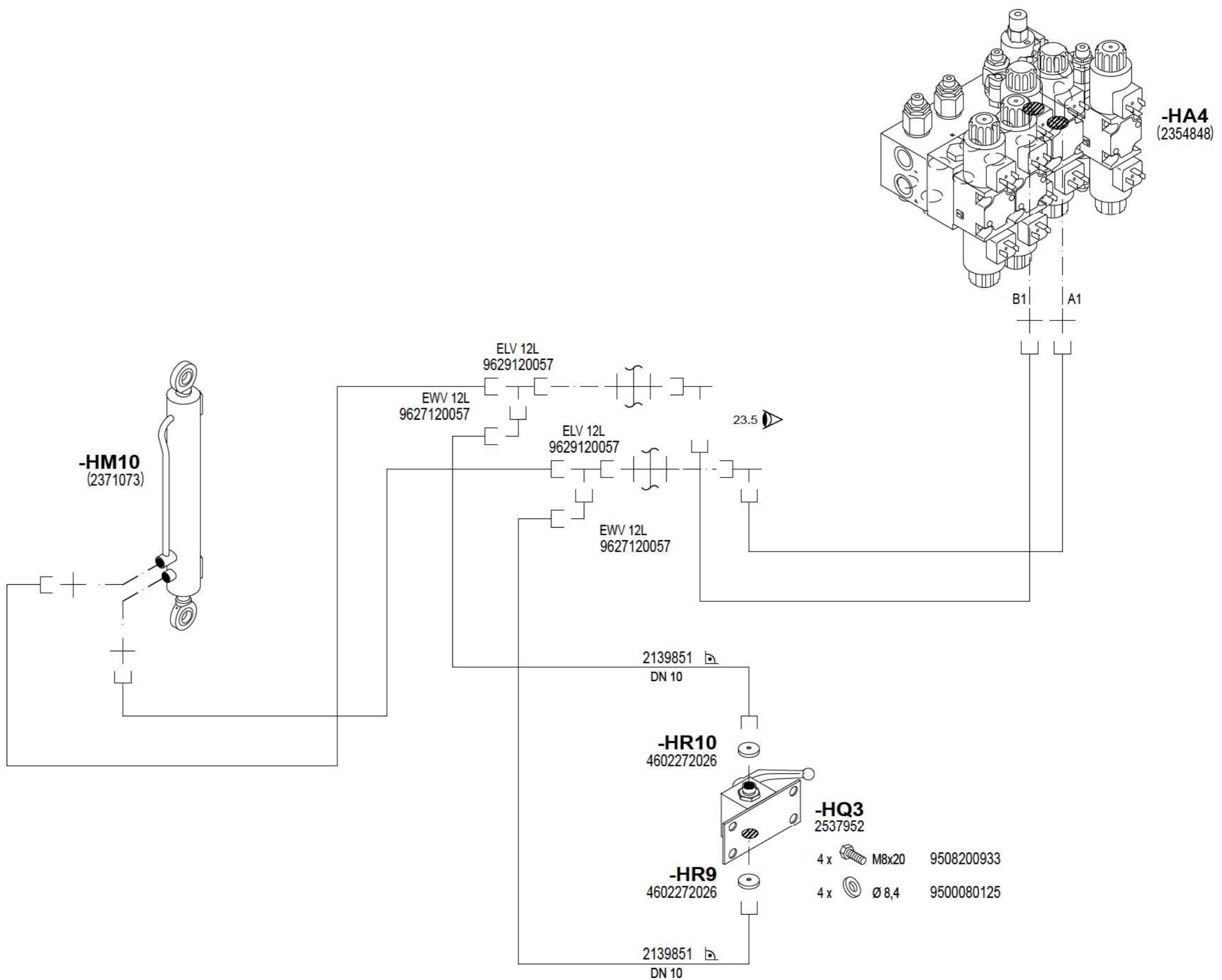
Schutzvermerk nach ISO 16016 beachten

Refer to protection notice ISO 16016

1 2 3 4 5 6 7 8



2548146



- 4 x M8x20 9508200933
- 4 x Ø 8,4 9500080125

Drawing by:		Approved by:		last change:		Status:		Material No.:		Document No.: Partial Document No.: Version No.:		Sheet	
date	03.08.2016	date	04.11.2016	date		SF	AE =changable	2548158	Series code: 0890		Valid for Serial No.:		Bohle senken screed lower
name	Letz	name	Holzmann	name			PF =prototype release	Revision No.:	00	from 0467 to XXXX		24	
E - CAE		Document type:		Function group No.:				VÖGELE		Sheet plant:		of	
HFP										Sheet Location:		33	

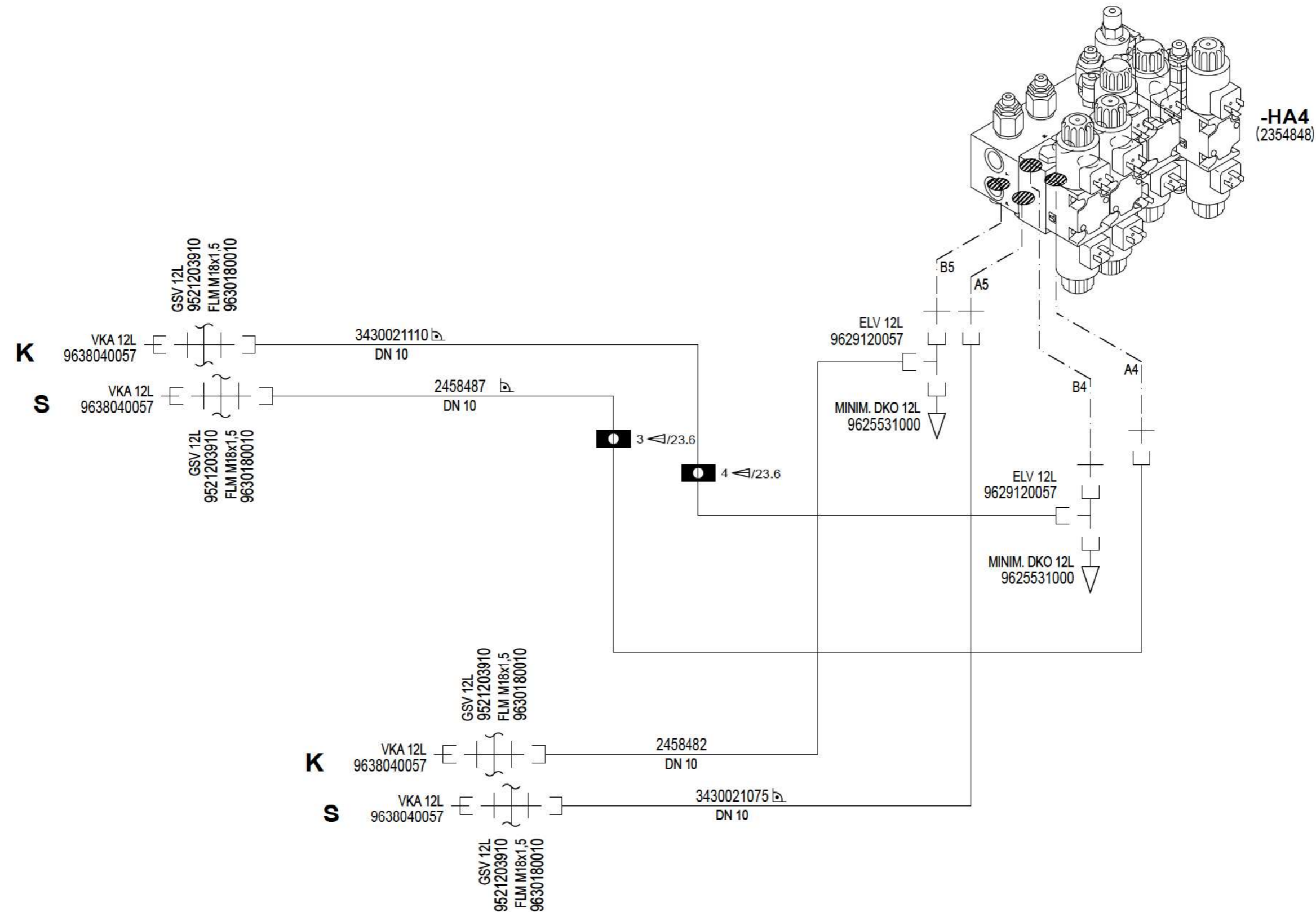
1 2 3 4 5 6 7 8

© 2016 by Joseph Vögele AG

Schutzvermerk nach ISO 16016 beachten

1 2 3 4 5 6 7 8

Hydraulics



2377130

3 x 378x7 3515080179

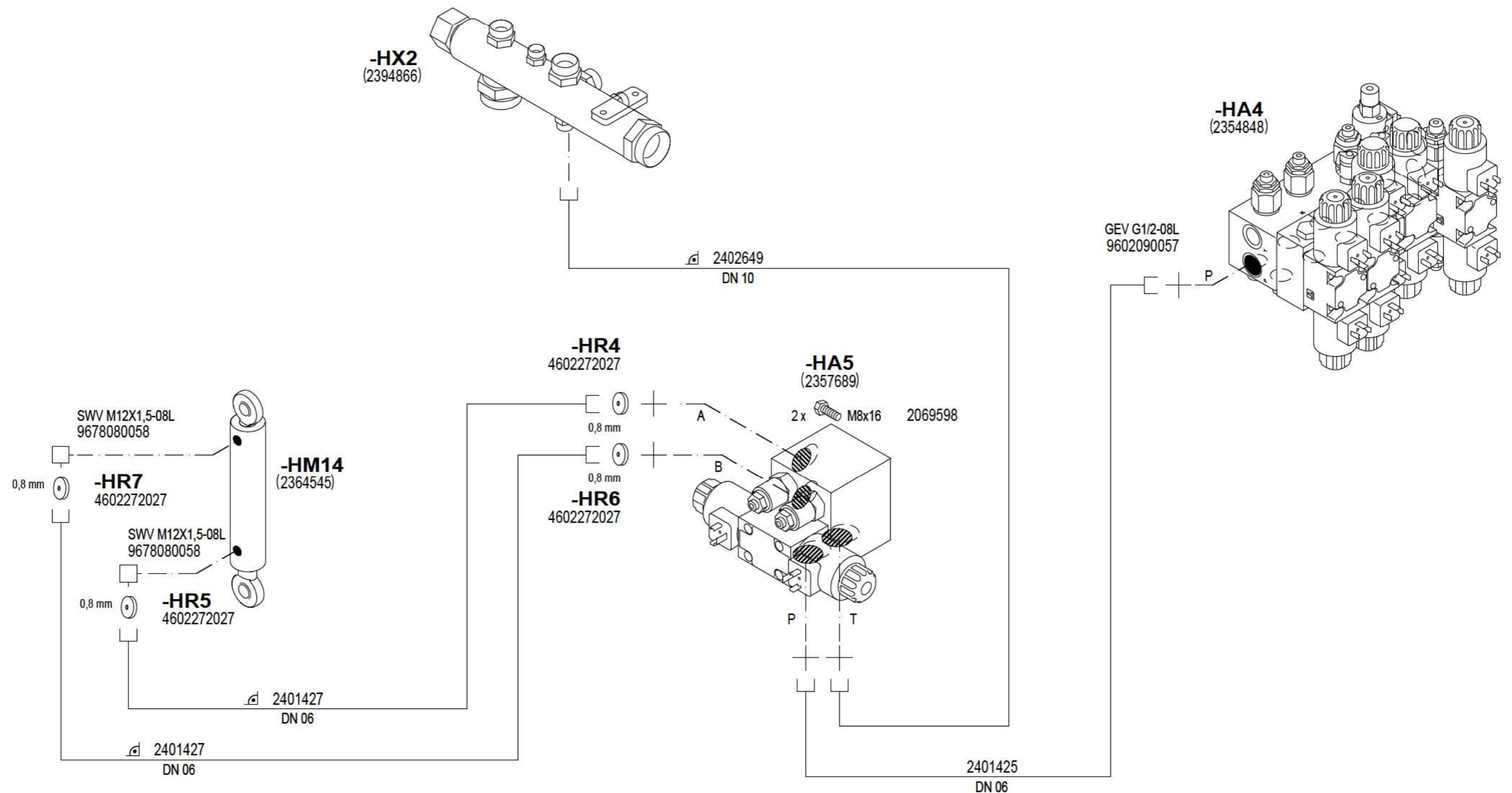
Drawing by:		Approved by:		last change:		Status:		Material No.:		Document No.: Partial Document No.: Version No.:		Sheet	
date	03.08.2016	date	04.11.2016	date		SF AE =changable		2548158				25	
name	Letz	name	Holzmann	name		PF =prototype release		Revision No.:		Series code:		Valid for Serial No.:	
E - CAE		Document type:		Function group No.:		SF =serial release		00		0890		from 0467 to XXXX	
HFP										Sheet plant:		Bohle ein-/ausfahren retracting/extending screed	
										Sheet Location:			

1 2 3 4 5 6 7 8

© 2016 by Joseph Vögele AG

Hydraulics
Schutzvermerk nach ISO 16016 beachten
Refer to protection notice ISO 16016
© 2016 by Joseph Vögele AG

1 2 3 4 5 6 7 8



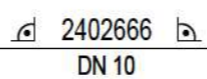
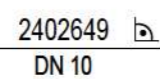
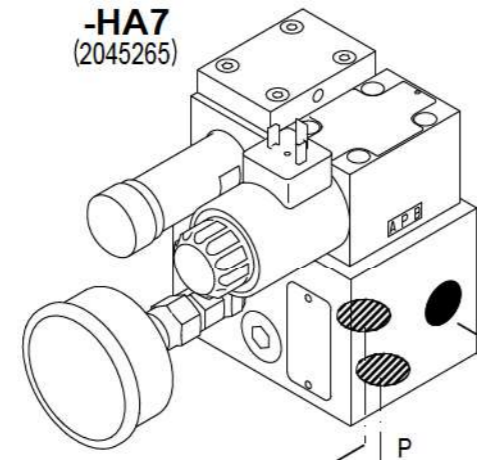
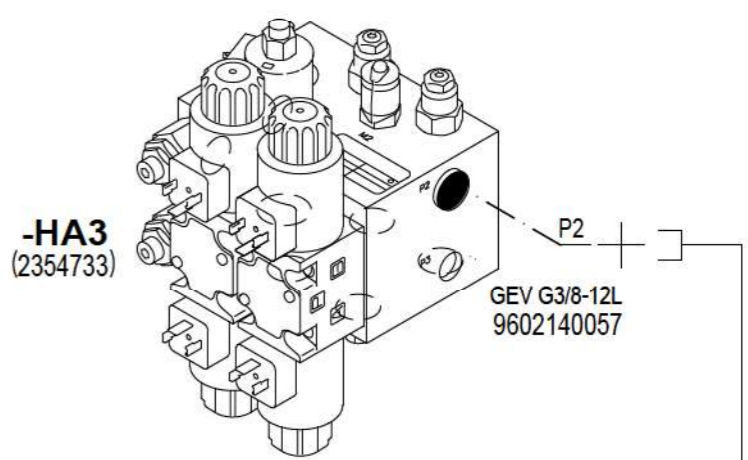
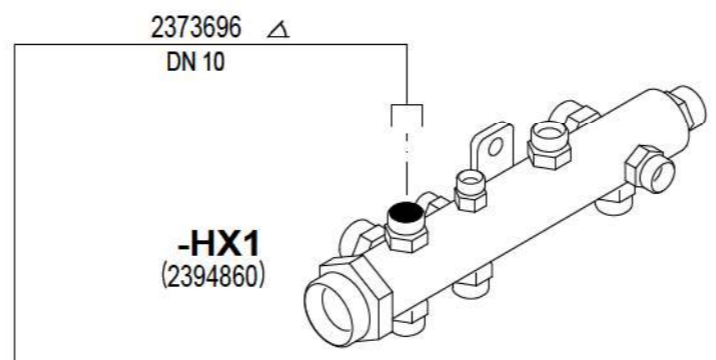
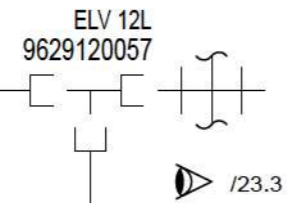
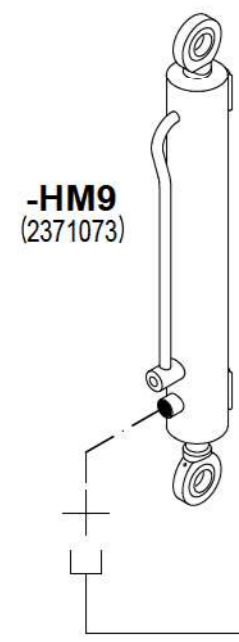
2377133

2x 378x7 3515080179

Drawing by:		Approved by:		last change:		Status:		Material No.:		Document No.: Partial Document No.: Version No.:		Sheet	
date	03.08.2016	date	04.11.2016	date		SF AE=changable PF=prototype release SF=serial release		2548158				26	
name	Letz	name	Holzmann	name				Revision No.: 00		Series code: 0890		Valid for Serial No.: from 0467 to XXXX	
E - CAE		Document type: HFP		Function group No.:						Sheet plant:		Schneckenhöhenverstellung auger height adjustment	
										Sheet Location:		33	

1 2 3 4 5 6 7 8

Hydraulics
Schutzvermerk nach ISO 16016 beachten
Refer to protection notice ISO 16016



2377136

2x 378x7 3515080179

Drawing by:		Approved by:		last change:	
date	03.08.2016	date	04.11.2016	date	
name	Letz	name	Holzmann	name	
E - CAE		Document type:		Function group No.:	
		HFP			

Status:
SF AE =changable
 PF =prototype release
 SF =serial release

Material No.: 2548158
 Revision No.: 00



Document No.: Partial Document No.: Version No.:	
Series code:	Valid for Serial No.:
0890	from 0467 to XXXX
Sheet plant:	
Sheet Location:	

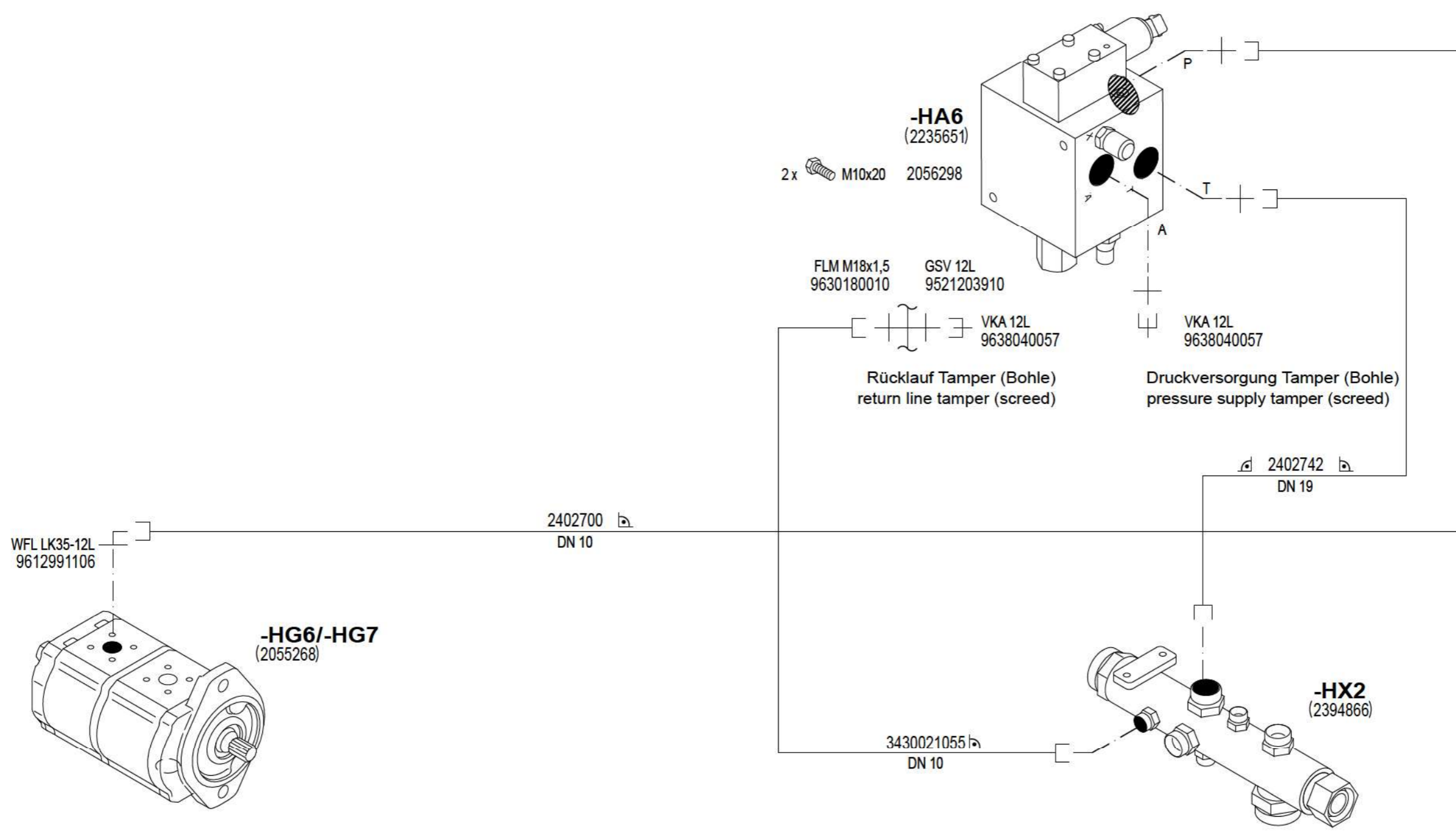
**Bohlenentlastung
screed assist**

Sheet
27
 of
33 Sheets

© 2016 by Joseph Vögele AG

Hydraulics
Schutzvermerk nach ISO 16016 beachten
Refer to protection notice ISO 16016

1 2 3 4 5 6 7 8



2377132

2x 378x7 3515080179

Drawing by:		Approved by:		last change:		Status:		Material No.:		Document No.: Partial Document No.: Version No.:		Sheet	
date	03.08.2016	date	04.11.2016	date		SF AE=changable		2548158				28	
name	Letz	name	Holzmann	name		PF=prototype release		Revision No.:				of	
E - CAE		Document type:		Function group No.:		SF=serial release		00				33	
HFP												Sheets	



Tamper
tamper

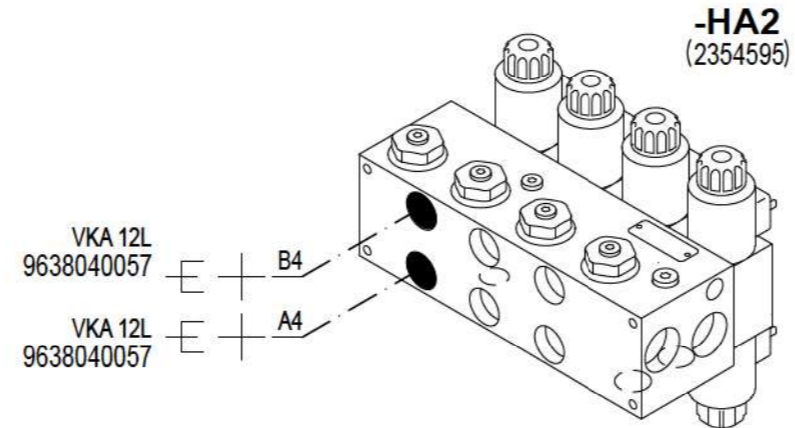
© 2016 by Joseph Vögele AG

Hydraulics

Schutzvermerk nach ISO 16016 beachten

Refer to protection notice ISO 16016

1 2 3 4 5 6 7 8



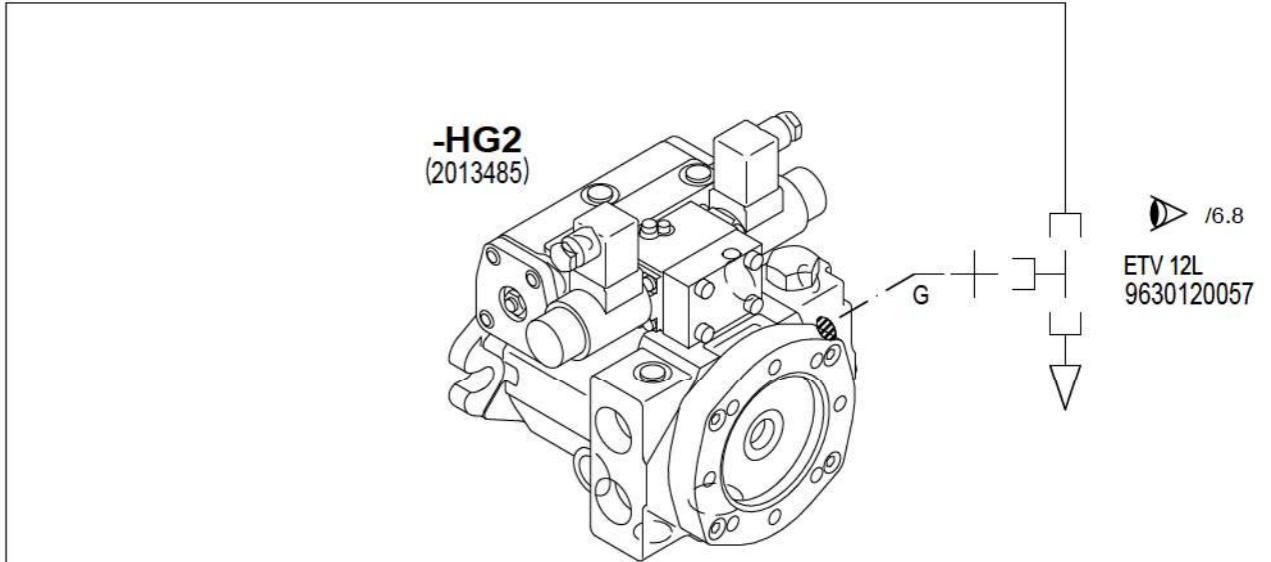
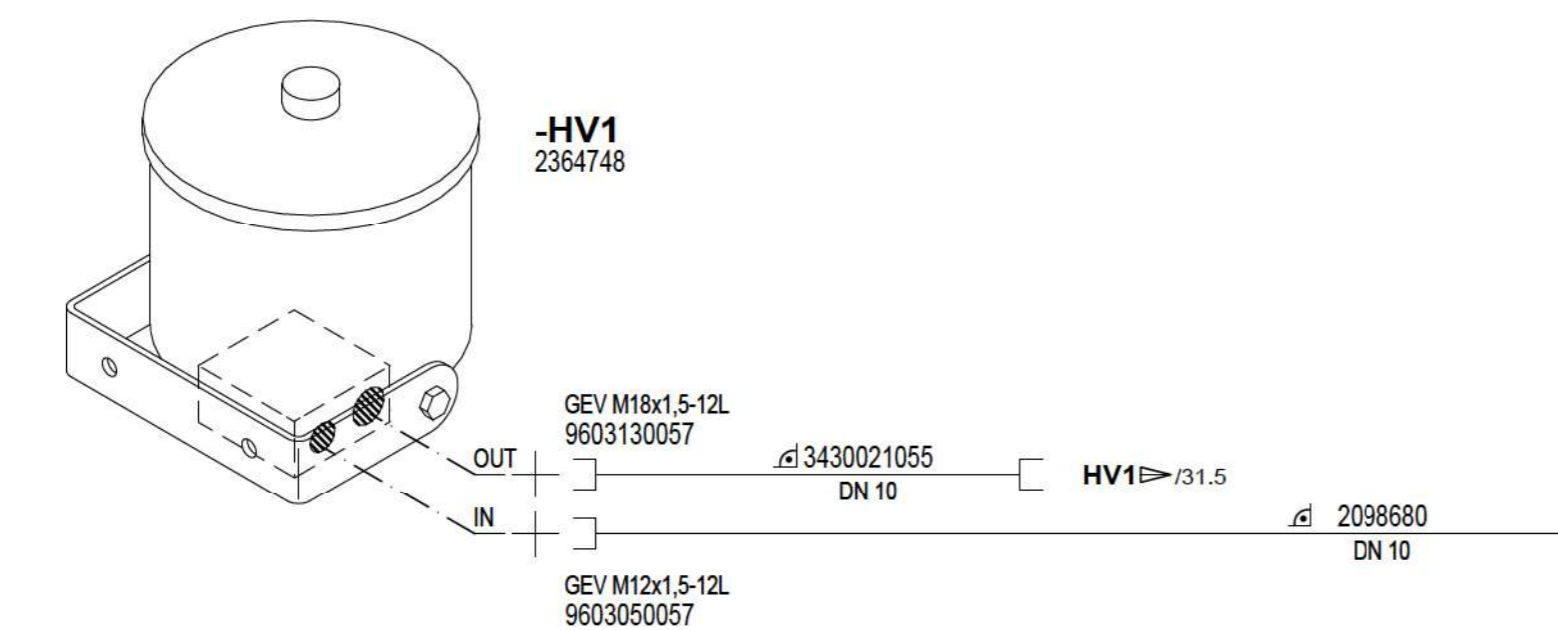
2377131

Drawing by:		Approved by:		last change:		Status:		Material No.:		Document No.: Partial Document No.: Version No.:		Vibration vibration		Sheet of 29 of 33 Sheets		
date	03.08.2016	date	04.11.2016	date		SF	AE =changable	2548158	Series code: 0890		Valid for Serial No.: from 0467 to XXXX					
name	Letz	name	Holzmann	name			PF =prototype release	Revision No.: 00	Sheet plant:		Sheet Location:					
E - CAE		Document type: HFP		Function group No.:												

1 2 3 4 5 6 7 8

© 2016 by Joseph Vögele AG

Hydraulics
Schutzvermerk nach ISO 16016 beachten
Refer to protection notice ISO 16016



2377134

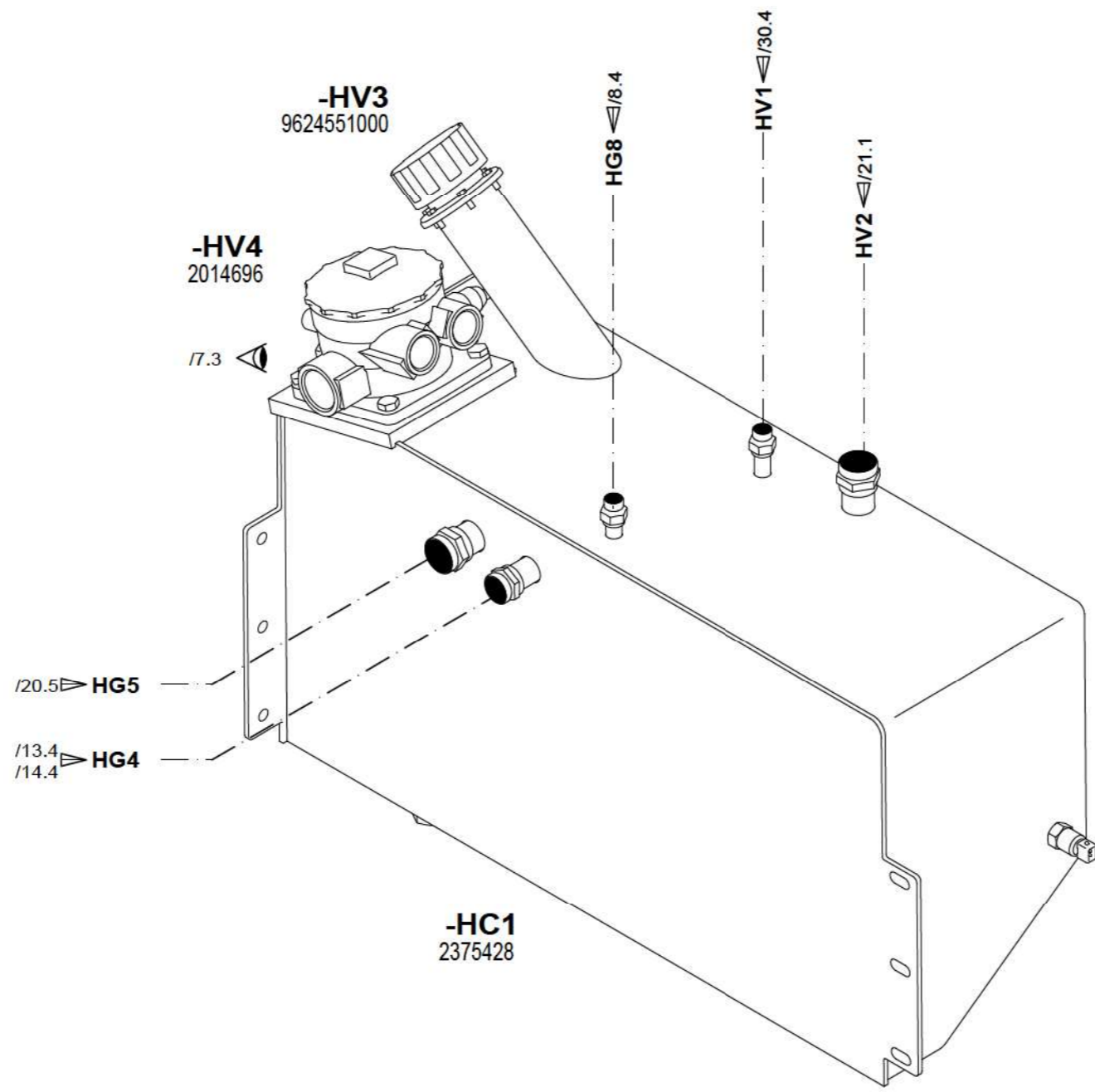
3 x 378x7 3515080179

Drawing by:		Approved by:		last change:		Status:		Material No.:		Document No.: Partial Document No.: Version No.:		Filter filter		Sheet 30 of 33	
date	03.08.2016	date	04.11.2016	date		SF AE =changable PF =prototype release SF =serial release		2548158							
name	Letz	name	Holzmann	name				Revision No.: 00		Series code: 0890		Valid for Serial No.: from 0467 to XXXX			
E - CAE		Document type: HVP		Function group No.:						Sheet plant:					
										Sheet Location:					

© 2016 by Joseph Vögele AG

Hydraulics
Schutzvermerk nach ISO 16016 beachten
Refer to protection notice ISO 16016

1 2 3 4 5 6 7 8



Drawing by:		Approved by:		last change:		Status:		Material No.:		Document No.: Partial Document No.: Version No.:		Sheet	
date	03.08.2016	date	04.11.2016	date		SF	AE =changable	2548158		Series code: 0890		Valid for Serial No.:	
name	Letz	name	Holzmann	name			PF =prototype release	Revision No.: 00		from 0467 to XXXX		31	
E - CAE		Document type:		Function group No.:				VÖGELE		Sheet plant:		Hydrauliköltank hydraulic oil tank	
		HVP								Sheet Location:			

1 2 3 4 5 6 7 8

© 2016 by Joseph Vögele AG

Gerätekenbuchstaben, hydraulisch (beispielhaft) / device code letter, hydraulic (exemplified)













































<u>Gerätekenbuchstabe / device code letter</u>	<u>Deutsch</u>	<u>English</u>	<u>Gerätekenbuchstabe / device code letter</u>	<u>Deutsch</u>	<u>English</u>
- HA	Ventilblock	valve-block	- HP	Manometer	pressure gauge
- HB	Durchflussmesser Durchflusswächter Druckschalter hydraulisch	flow measuring device flow controller hydraulic pressure switch	- HQ	Bremsventil Kugelhahn Lenkeinheit Wegeventil	braking valve ball valve steering unit direction control valve
- HC	Speicher	accumulator	- HR	Drosselventil Drosselrückschlagventil Druckreduzierventil Lasthalteventil Rückschlagventil	throttle valve throttle check valve pressure reduction valve counter balance valve check valve
- HE	Kühler	cooler	- HT	Getriebe	gearbox
- HF	Druckbegrenzungsventil	pressure limiting valve	- HV	Hydraulikfilter	hydraulic filter
- HG	Hydraulikpumpe	hydraulic pump	- HX	Abdeckplatten Reihenflanschplatte Schnellkupplung	cover plates manifold plate quick-action coupling
- HK	Mengenteiler Prioritätsventil Stromregelventil	flow divider priority valve flow control valve	- Ma	Ventil Magnetspule a	valve coil a
- HM	Hydraulikmotor Hydraulikzylinder	hydraulic motor hydraulic cylinder	- Mb	Ventil Magnetspule b	valve coil b

Drawing by:	Approved by:	last change:	Status:	Material No.:	Document No.:	Partial Document No.:	Version No.:	Erklärung Gerätekenbuchstaben, hydraulisch Explanation device code letter, hydraulic	Sheet
date 03.08.2016	date 04.11.2016	date	SF	2548158					32
name Letz	name Holzmann	name		Revision No.:					
E - CAE	Document type: HVP	Function group No.:	SF = serial release	00	0890	Valid for Serial No.:			33
				from 0467 to XXXX		Sheet plant: Sheet Location:			

Hydraulics
Schutzvermerk nach ISO 16016 beachten
Refer to protection notice ISO 16016
© 2016 by Joseph Vögele AG

Symbole, Hydraulikverschraubungen

symbols, hydraulic connections

 ASV	Anschweißverschraubung weld connector	 GSV	Gerade Schottverschraubung bulkhead union	 ROV	Rohr-Verschlussverschraubung blanking plug for tube ends	 EWW	Doppelverbinder swivel elbow
 DA	Distanzadapter distance piece adapter	 GV	Gerade Verschraubung union	 SR	Schneidring cutting ring	 EVV	Einstellbare Winkelverschraubung swivel elbow
 DV	Drosselverschraubung throttle union	 GZV	Gerade Zwischenverschraubung swivel union	 SWV	Schwenkverschraubung banjo elbow		
 EGE	Gerader Einschraubstutzen (Dichtkegel) swivel connector	 HS	Hohlschraube hollow screw	 TV	T-Verschraubung union tee		
 ELV	Einstellbare L-Verschraubung swivel nut run tee	 KOR	Konus-Reduzieranschluss tube end reducer	 UEM	Überwurfmutter nut		
 ESV	Einschweis-Schottverschraubung weld bulkhead fitting	 KV	Kreuzverschraubung union cross	 VKA	Verschlussstopfen inkl. Überwurfmutter blanking plug with nut for cones		
 ETV	Einstellbare T-Verschraubung swivel nut branch tee	 MAV	Manometer-Aufschraubstutzen pressure gauge connector	 VS	Verschlussstopfen blanking plug for cones		
 EWW	Einstellbare Winkelverschraubung swivel elbow	 MAVE	Manometer-Verschraubung pressure gauge swivel connector	 VSS	Verschlusschraube blanking plug for ports		
 FLM	Flachmutter locknut for bulkheads	 Minim. DKO	Aufschraub-Messanschluss female measuring connector	 VSTI	Verschlusschraube blanking plug for ports		
 GAI	Gerader Aufschraubstutzen female connector	 Minim. GEV	Einschraub-Messanschluss male stud measuring connector	 WEE	Einstellbare Winkeleinschraubverschraubung - adjustable elbow		
 GEV	Gerade Einschraubverschraubung male stud connector	 Minim. GV	Gerader Messanschluss measuring union	 WFL	Winkel-Flanschverschraubung L-Serie elbow flange adapter L-series		
 GFL	Gerade Flanschverschraubung L-Reihe straight flange adapter L-series	 REDV	Reduzierverschraubung tube end reducer	 WFS	Winkel-Flanschverschraubung S-Serie elbow flange adapter S-series		
 GFS	Gerade Flanschverschraubung S-Reihe straight flange adapter S-series	 RI	Gewinde Reduzierstutzen thread reducer	 WSV	Winkel-Schottverschraubung bulkhead elbow		
 GRV	Gerade Reduzierverschraubung straight reducer	 RIG	Ringauge banjo	 WV	Winkelverschraubung union elbow		

Drawing by:		Approved by:		last change:		Status:		Material No.:		Document No.: Partial Document No.: Version No.:		Sheet 33 of 33 Sheets			
date	03.08.2016	date	04.11.2016	date		SF AE =changable PF =prototype release SF =serial release	2548158				Series code: 0890		Valid for Serial No.: from 0467 to XXXX		
name	Letz	name	Holzmann	name			Revision No.:		00					Sheet plant: Sheet Location:	
E - CAE		Document type:		Function group No.:			 VÖGELE		Symbol: Hydraulic connections symbols hydraulic connections						
		HVP													