



**VÖGELE**

# Elektroplan Electric diagram

**S1100/S1300**

**08.11**  
Baureihe /  
Series

**0434 - xxxx**  
Seriennummer /  
Serial No

**12.05.2011**  
Ausgabedatum /  
Date of issue

**ESP\_08.11\_xxxx-xxxx\_2212099\_00**  
Katalog Bestellnummer /  
Catalogue order No

**Schutzvermerk nach ISO 16016**

Weitergabe sowie Vervielfältigung dieses Dokuments, Verwertung und Mitteilung seines Inhalts sind verboten, soweit nicht ausdrücklich gestattet.

Zuwiderhandlungen verpflichten zum Schadenersatz. Alle Rechte für den Fall der Patent-, Gebrauchsmuster- oder Geschmacksmustereintragung vorbehalten.

**Protection Notice ISO 16016**

The reproduction, distribution and utilization of this document as well as the communication of its contents to others without explicit authorization is prohibited.

Offenders will be held liable for the payment of damages. All rights reserved in the event of the grant of a patent, utility model or design.

Blatt / Sheet	Inhalt / Contents	Blatt / Sheet	Inhalt / Contents
1	Deckblatt cover sheet	18	Sicherungen F18 - F22 fuses F18 - F22
2...4	Inhaltsverzeichnis contents	19	Sicherungen F23 - F35 fuses F23 - F35
5	Hupe horn	20...21	Not-Aus Kreis emergency stop circuit
6	Rundumkennleuchte rotary beacon	22	Versorgung, Steuerungen power supply, controllers
7...8	Arbeitslicht work lights	23	Versorgung , Steuerungen supply , controllers
9	Anlasser starter	24	Versorgung Aussensteuerstände supply screed control
10	Diagnosesteckdose diagnostics outlet	25...26	Masse , Steuerungen ground , controllers
11	Dieseltank-Füllstandsanzeige fuel level indication	27	Steckdosen power outlets
12	Filterüberwachung filter monitoring	28	Codierung, Steuerungen coding, controllers
13	Batterie , Lichtmaschine battery , alternator	29	EMR, Hauptbedienpult, CAN Bus EMR, main control, CAN bus
14	Zuendung / Batterie-Hauptschalter ignition / battery main switch	30	Aussensteuerstände, CAN Bus screed control, CAN bus
15	Spannungsverteilung , Sicherungen voltage distribution , fuses	31	CAN Bus Hochstromplatine CAN bus high current board
16	Sicherungen F3 - F12 fuses F3 - F12	32	CAN, Heizungskasten CAN, screed heating box
17	Sicherungen F13 - F17 fuses F13 - F17	33	CAN Bus CAN bus

<b>Drawing by:</b> date 12.05.2011 name Diesner		<b>Approved by:</b> date 12.05.2011 name Diesner		<b>last change:</b> date name		<b>Status:</b> SF AE=changable PF=prototype release SF=serial release		Material No.: 2212099 Revision No.: 00_00_00		Document No.: Partial Document No.: Version No.:		Inhaltsverzeichnis contents		Sheet 2 of 90 Sheets	
E - CAE		<b>Document type:</b> ESP		Function group No.:		 		Series code: 08.11 Valid for Serial No.: from 0434 to XXXX		Sheet plant: Sheet Location:					
1	2		3		4		5		6		7				

Electric  
Schutzvermerk nach ISO 16016 beachten  
Refer to protection notice ISO 16016

Blatt / Sheet	Inhalt / Contents	Blatt / Sheet	Inhalt / Contents
34	serielle Schnittstellen, Steuerungen serial interfaces, controllers	50	Schnecken heben/senken auger raise/lower
35	Bohlenheizung, Steuerung screed heating, controller	51	Bunkerwände, Klappe hoppers, front apron
36...37	Bohlenheizung, Hauptstromkreis screed heating, primary current circuit	52...54	Nivellierung levelling system (AGS)
38	Optionen options	55	Sprühanlage washdown system
39	Optionen, CAN-Knoten options, CAN node	56	Bohle heben/senken raising/lowering screed
40	Joysticks, Vorschub joysticks, speed potentiometer	57	Schwimmstellung Bohle Entlastung float position screed assist
41	Arbeitsgang gear for paving	58	Bohle aus-/einfahren screed extend/retract
42	Initiatoren proximity switch	59	Tamper Vibrator tamper vibrator
43...44	Fahrantrieb propel system	60	Dachprofilverstellung crown adjusting device
45	Rückwärtssignal back-up signal	61...62	Hauptbedienpult main control
46	Bänder, links conveyor system, left hand	63...64	Steuerung 2 controller 2
47	Bänder, rechts conveyor system, right hand	65...66	Steuerung 3 controller 3
48	Schnecke linke Seite auger, left hand	67	EMR Motorsteuerung EMR engine control module
49	Schnecke rechts auger, right hand	68...80	Steckerverzeichnis table of connectors

Drawing by:		Approved by:		last change:		Status:		Material No.:		Document No.:		Partial Document No.:		Version No.:		Inhaltsverzeichnis contents  Sheet <b>3</b> of <b>90</b> Sheets
date	12.05.2011	date	12.05.2011	date		<b>SF</b>	AE = changable	2212099		Series code:		Valid for Serial No.:				
name	Diesner	name	Diesner	name			PF = prototype release	Revision No.:		08.11		from 0434 to XXXX				
E - CAE		Document type:		Function group No.:		SF = serial release		00_00_00		Sheet plant:		Sheet Location:				
<b>ESP</b>																

© 2011 by Joseph Vögele AG

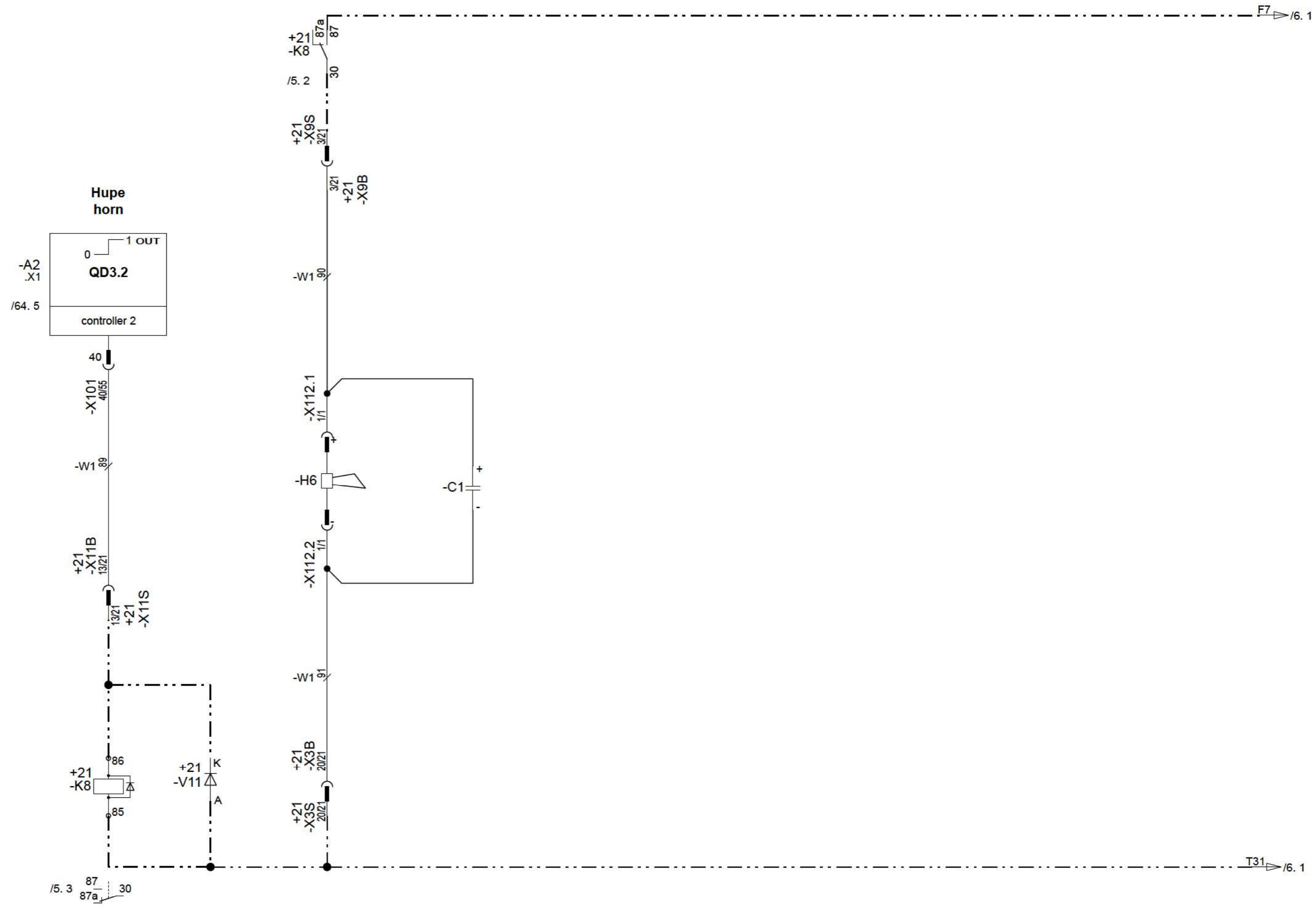
Blatt / Sheet	Inhalt / Contents	Blatt / Sheet	Inhalt / Contents
81...82	Erklärung Aufbau Betriebsmittelkennzeichen Explanation device designation layout		
83	Erklärung hydr. BMK, Versorgungsspg. explanation hydr. code letter, supply voltages		
84	Erklärung SPS-Adressen / Symbole explanation SPS-addresses/symbols		
85	Erklärung Linienformate, Farbbezeichnungen explanation line formats, colour designation		
86	Übersicht Ortskennzeichen overview locations		
87...90	Betriebsmittelliste device list		

<b>Drawing by:</b> date 12.05.2011 name Diesner		<b>Approved by:</b> date 12.05.2011 name Diesner		<b>last change:</b> date name		<b>Status:</b> <b>SF</b> AE=changable PF=prototype release SF=serial release		Material No.: 2212099 Revision No.: 00_00_00		 		Document No.: Partial Document No.: Version No.:		Inhaltsverzeichnis contents		Sheet 4 of 90 Sheets	
E - CAE		<b>Document type:</b> <b>ESP</b>		<b>Function group No.:</b>						Series code: 08.11		Valid for Serial No.: from 0434 to XXXX					
										Sheet plant:		Sheet Location:					

Electric

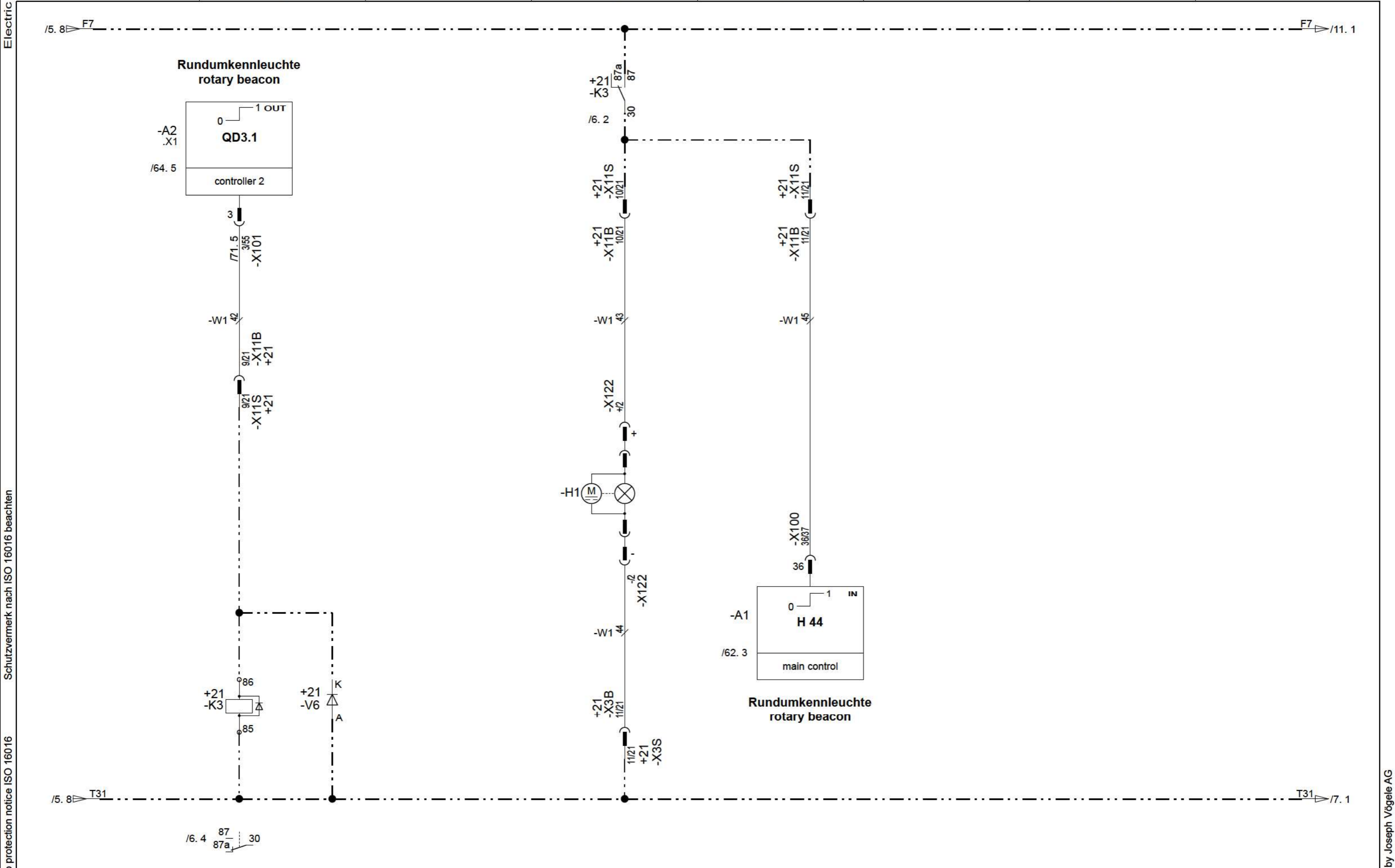
Schutzvermerk nach ISO 16016 beachten

Refer to protection notice ISO 16016



Drawing by:		Approved by:		last change:		Status:		Material No.:		Document No.: Partial Document No.: Version No.:		Hupe horn		Sheet 5 of 90	
date 12.05.2011		date 12.05.2011		date		SF AE=changable		2212099		Series code: 08.11		Valid for Serial No.: from 0434 to XXXX		Sheet Location:	
name Diesner		name Diesner		name		PF=prototype release		Revision No.: 00_00_00		Sheet plant:					
E - CAE		Document type: ESP		Function group No.: 1		SF=serial release		WIRTGEN GROUP VÖGELE		Sheet Location:					

© 2011 by Joseph Vögele AG



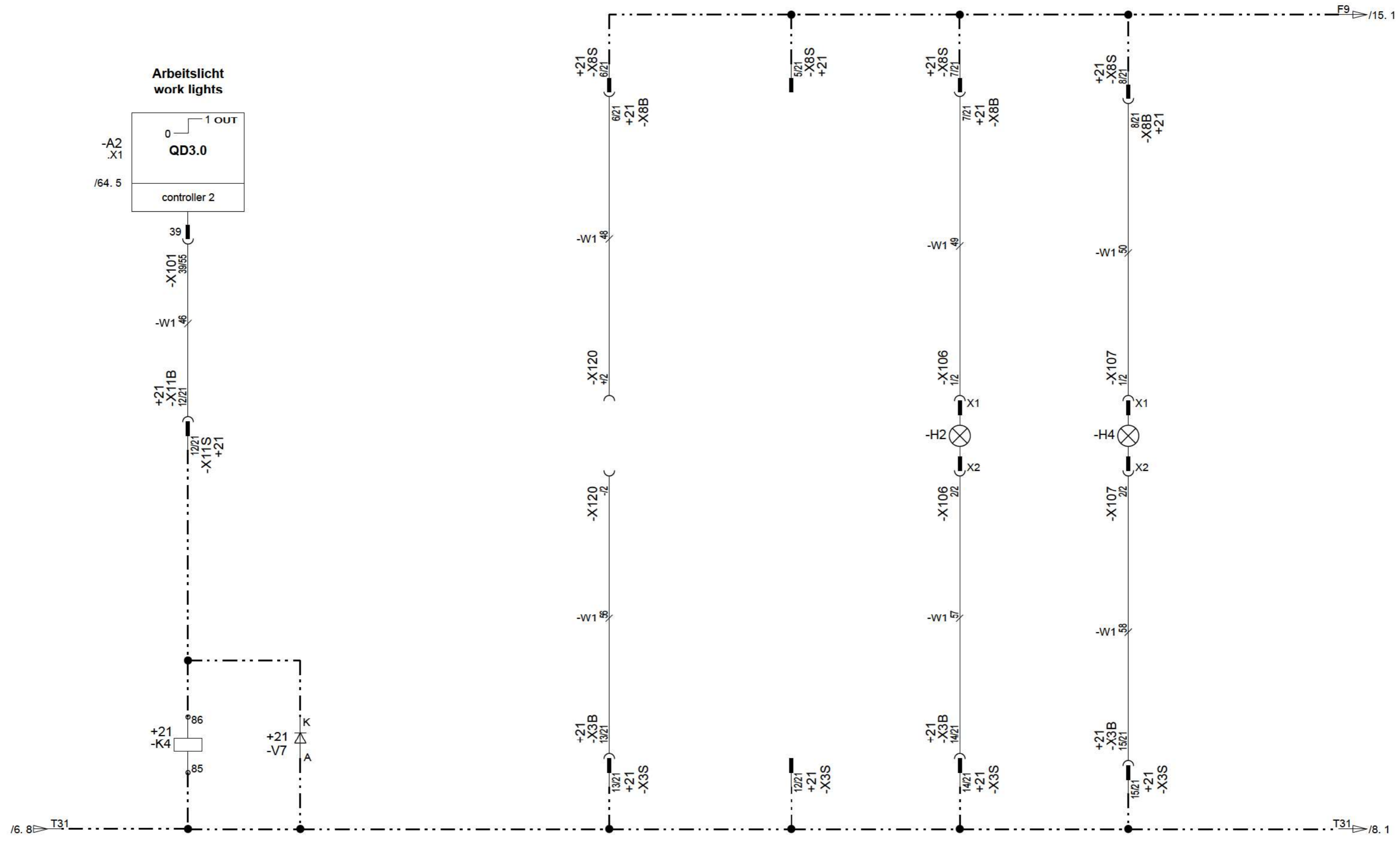
Schutzvermerk nach ISO 16016 beachten

Drawing by:		Approved by:		last change:		Status:		Material No.:		Document No.: Partial Document No.: Version No.:		Sheet <b>6</b> of <b>90</b> Sheets	
date 12.05.2011		date 12.05.2011		date		SF AE=changable		2212099		Series code: 08.11			Valid for Serial No.: from 0434 to XXXX
name Diesner		name Diesner		name		PF=prototype release		Revision No.: 00_00_00		Sheet plant:			
E - CAE		Document type: ESP		Function group No.: 1		SF=serial release				Sheet Location:			



Rundumkennleuchte  
rotary beacon

© 2011 by Joseph Vögele AG



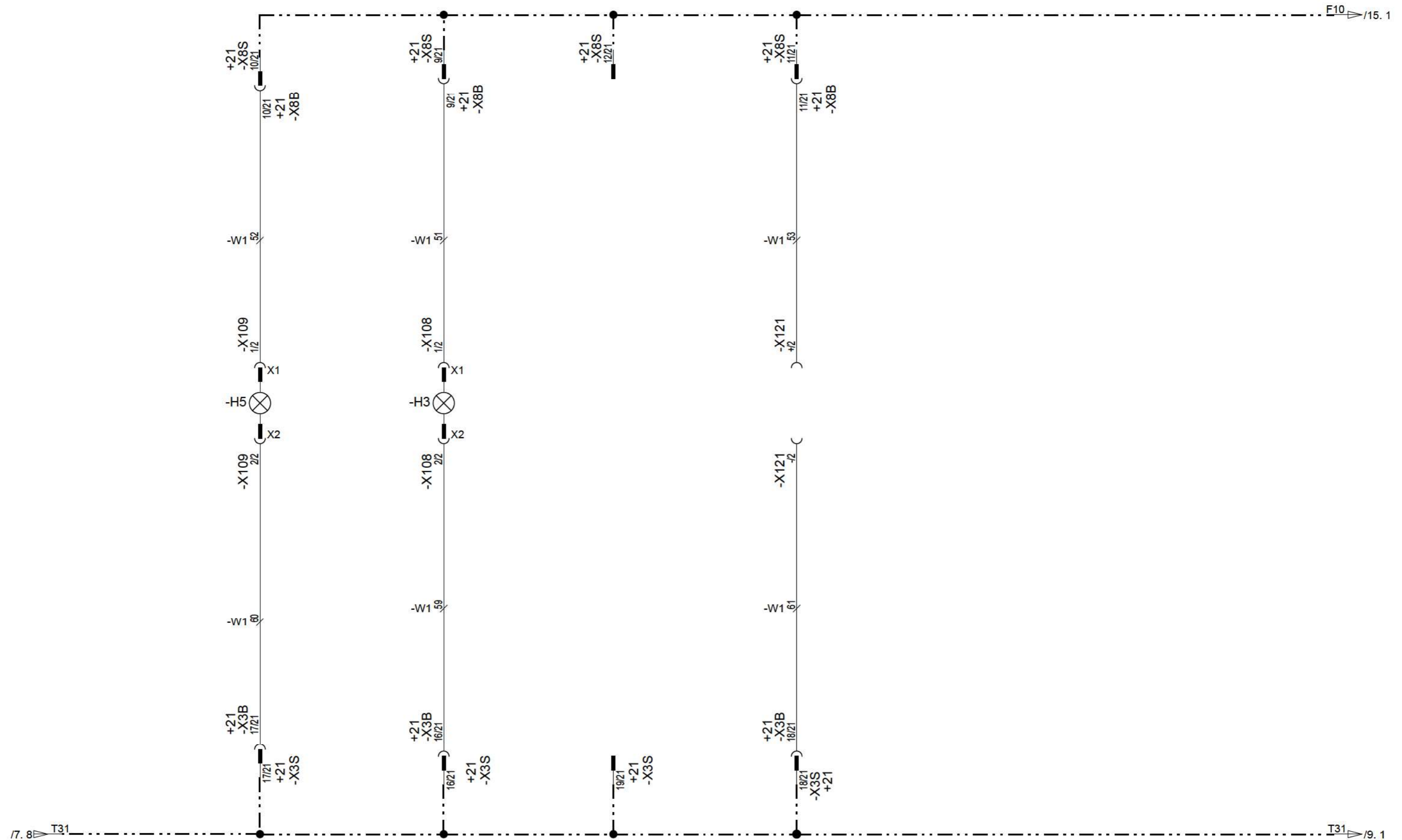
Drawing by:		Approved by:		last change:		Status:		Material No.:		Document No.: Partial Document No.: Version No.:		Arbeitslicht work lights	Sheet <b>7</b> of <b>90</b> Sheets		
date 12.05.2011		date 12.05.2011		date		SF AE=changable PF=prototype release SF=serial release		2212099							
name Diesner		name Diesner		name				Revision No.:		Series code: 08.11				Valid for Serial No.: from 0434 to XXXX	
E - CAE		Document type: <b>ESP</b>		Function group No.: <b>1</b>				00_00_00		Sheet plant: Sheet Location:					

Electric

Schutzvermerk nach ISO 16016 beachten

Refer to protection notice ISO 16016

© 2011 by Joseph Vögele AG

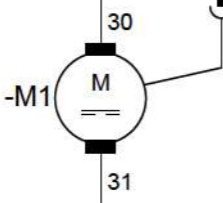
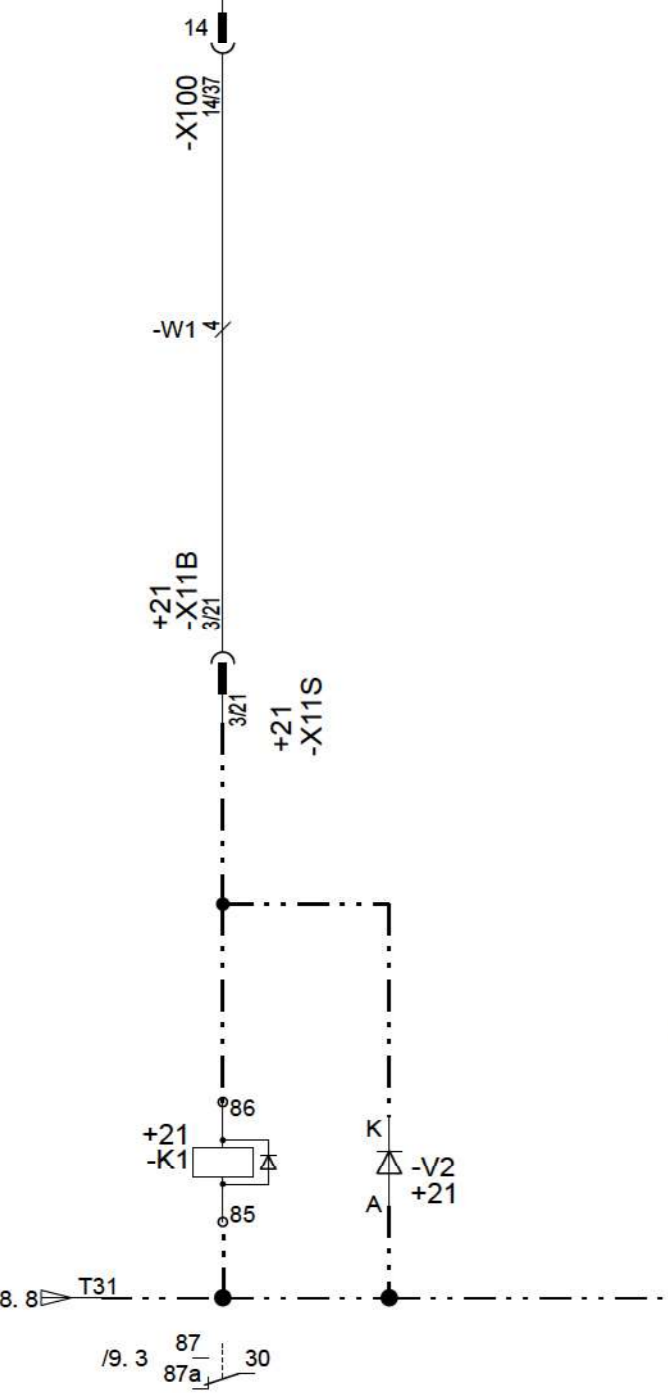
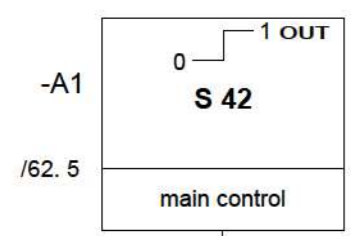


hinten , rechts rear , right hand      hinten , links rear , left hand      Skalenleuchte , rechts light: scale , right hand      Steckdose , rechts power outlet , right hand

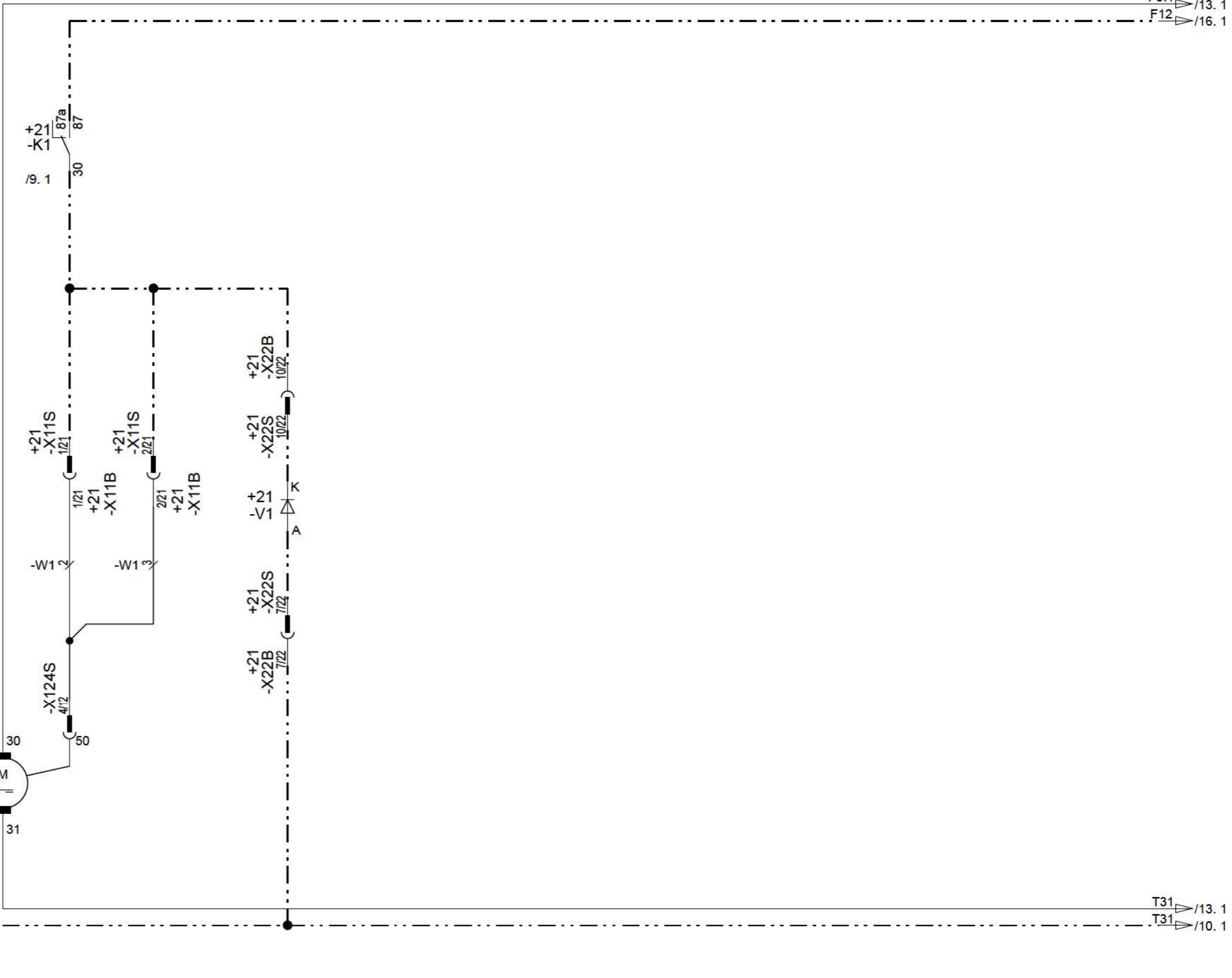
Drawing by:		Approved by:		last change:		Status:		Material No.:		Document No.: Partial Document No.: Version No.:		Arbeitslicht work lights	Sheet 8 of 90 Sheets	
date	12.05.2011	date	12.05.2011	date		SF	AE =changable	2212099	Series code:		Valid for Serial No.:			
name	Diesner	name	Diesner	name			PF =prototype release	Revision No.:	00_00_00	08.11				from 0434 to XXXX
E - CAE		Document type:		Function group No.:						Sheet plant:				
		ESP		1						Sheet Location:				



### Anlasser starter



### Anlasser starter



Refer to protection notice ISO 16016

Schutzvermerk nach ISO 16016 beachten

Drawing by:		Approved by:		last change:	
date	12.05.2011	date	12.05.2011	date	
name	Diesner	name	Diesner	name	
E - CAE		Document type:		Function group No.:	
		ESP		4	

Status:	AE=changable PF=prototype release SF=serial release
Material No.:	2212099
Revision No.:	00_00_00

Document No.: Partial Document No.: Version No.:

Series code: 08.11 Valid for Serial No.: from 0434 to XXXX

Sheet plant: Sheet Location:

Anlasser starter	
9	of 90

Anlasser starter

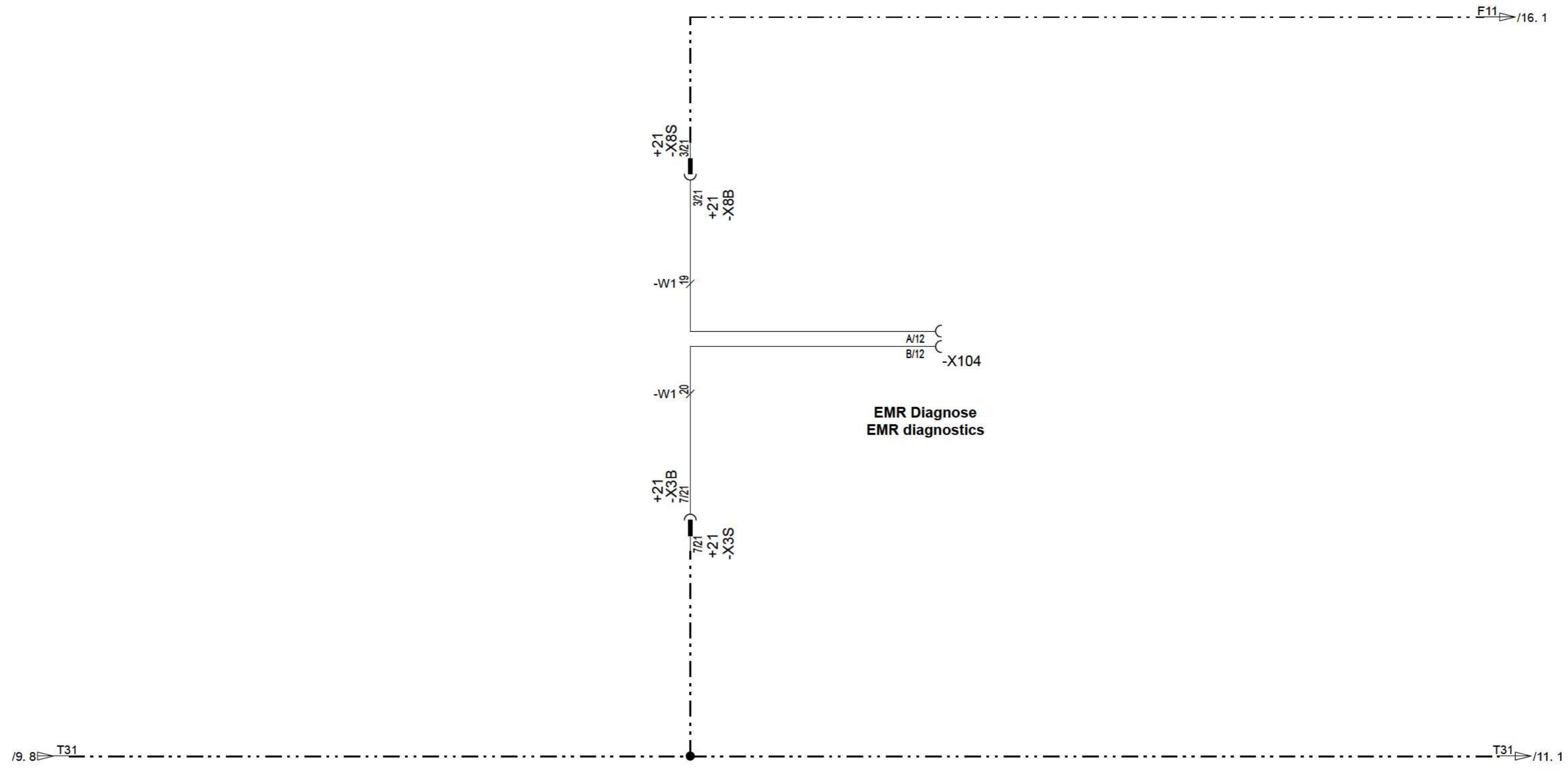
Electric

Schutzvermerk nach ISO 16016 beachten

Refer to protection notice ISO 16016

© 2011 by Joseph Vögele AG

1 2 3 4 5 6 7 8



<b>Drawing by:</b>		<b>Approved by:</b>		<b>last change:</b>	
date	12.05.2011	date	12.05.2011	date	
name	Diesner	name	Diesner	name	
E - CAE		<b>Document type:</b>		<b>Function group No.:</b>	
		<b>ESP</b>		<b>4</b>	

**Status:**  
**SF** AE =changable  
 PF =prototype release  
 SF =serial release

Material No.:  
2212099  
 Revision No.:  
00\_00\_00



Document No.: Partial Document No.: Version No.:

Series code: <b>08.11</b>	Valid for Serial No.:
	from <b>0434</b> to <b>XXXX</b>
Sheet plant: Sheet Location:	

**Diagnosesteckdose**  
**diagnostics outlet**

Sheet  
**10**  
of  
**90** Sheets

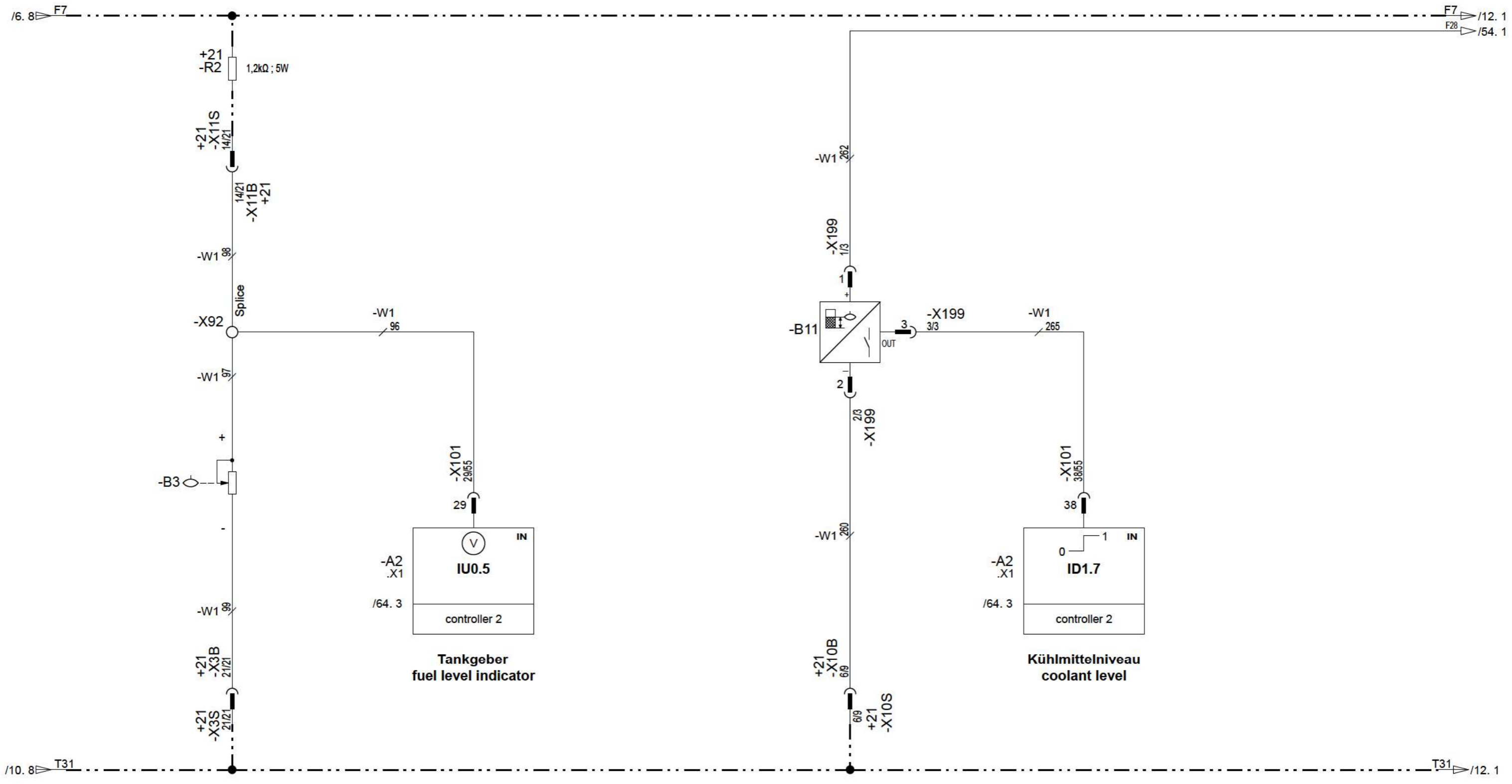
1 2 3 4 5 6 7 8

Electric

Schutzvermerk nach ISO 16016 beachten

Refer to protection notice ISO 16016

© 2011 by Joseph Vögele AG



<b>Drawing by:</b>		<b>Approved by:</b>		<b>last change:</b>	
date	12.05.2011	date	12.05.2011	date	
name	Diesner	name	Diesner	name	
E - CAE		<b>Document type:</b>		<b>Function group No.:</b>	
		<b>ESP</b>		<b>4</b>	

**Status:**  
 AE = changable  
 PF = prototype release  
 SF = serial release

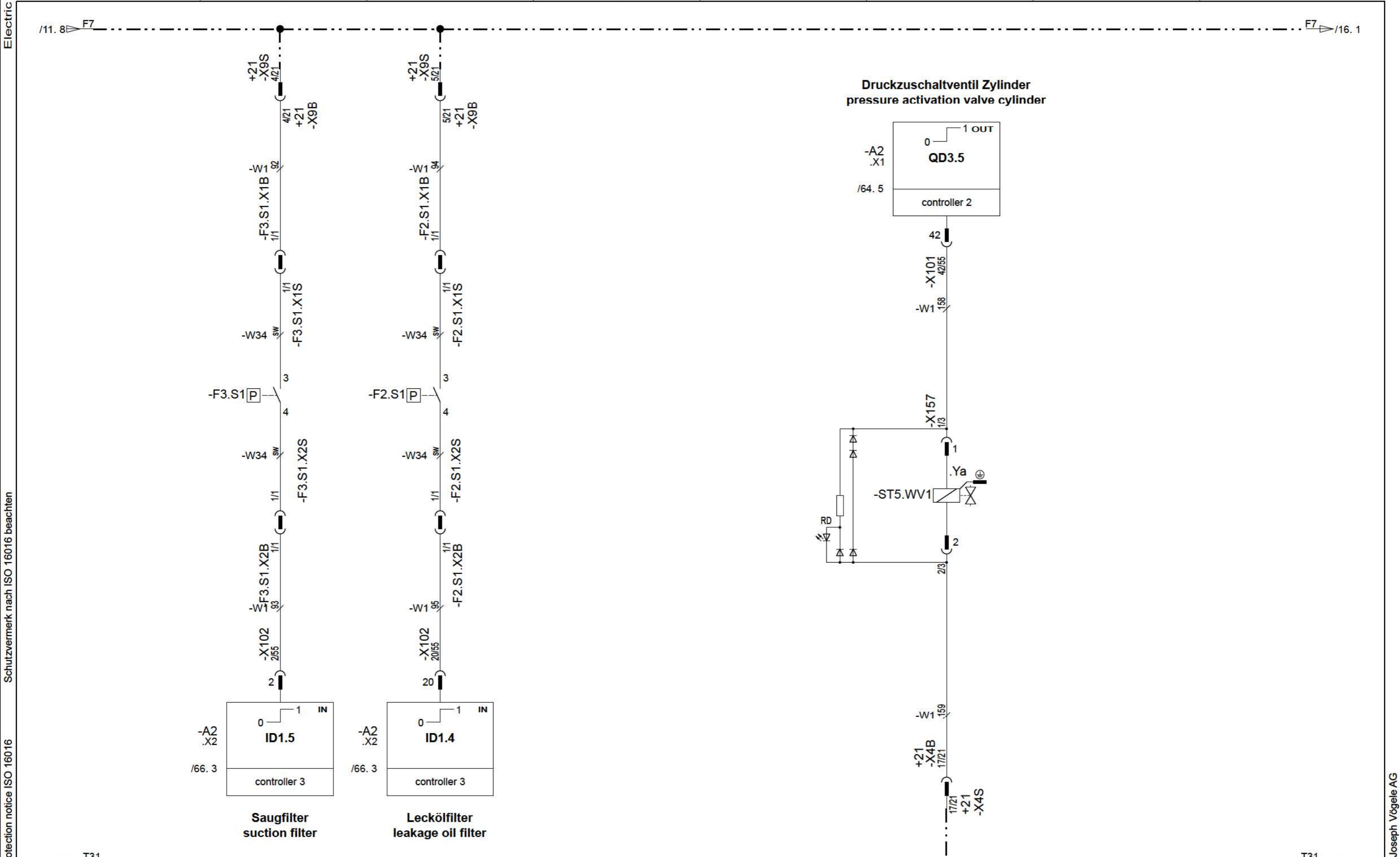
Material No.: 2212099  
 Revision No.: 00\_00\_00



Document No.: Partial Document No.: Version No.:  
 Series code: 08.11 Valid for Serial No.: from 0434 to XXXX  
 Sheet plant:  
 Sheet Location:

**Dieseltank-Füllstandsanzeige**  
 fuel level indication

Sheet  
**11**  
 of  
**90**  
 Sheets



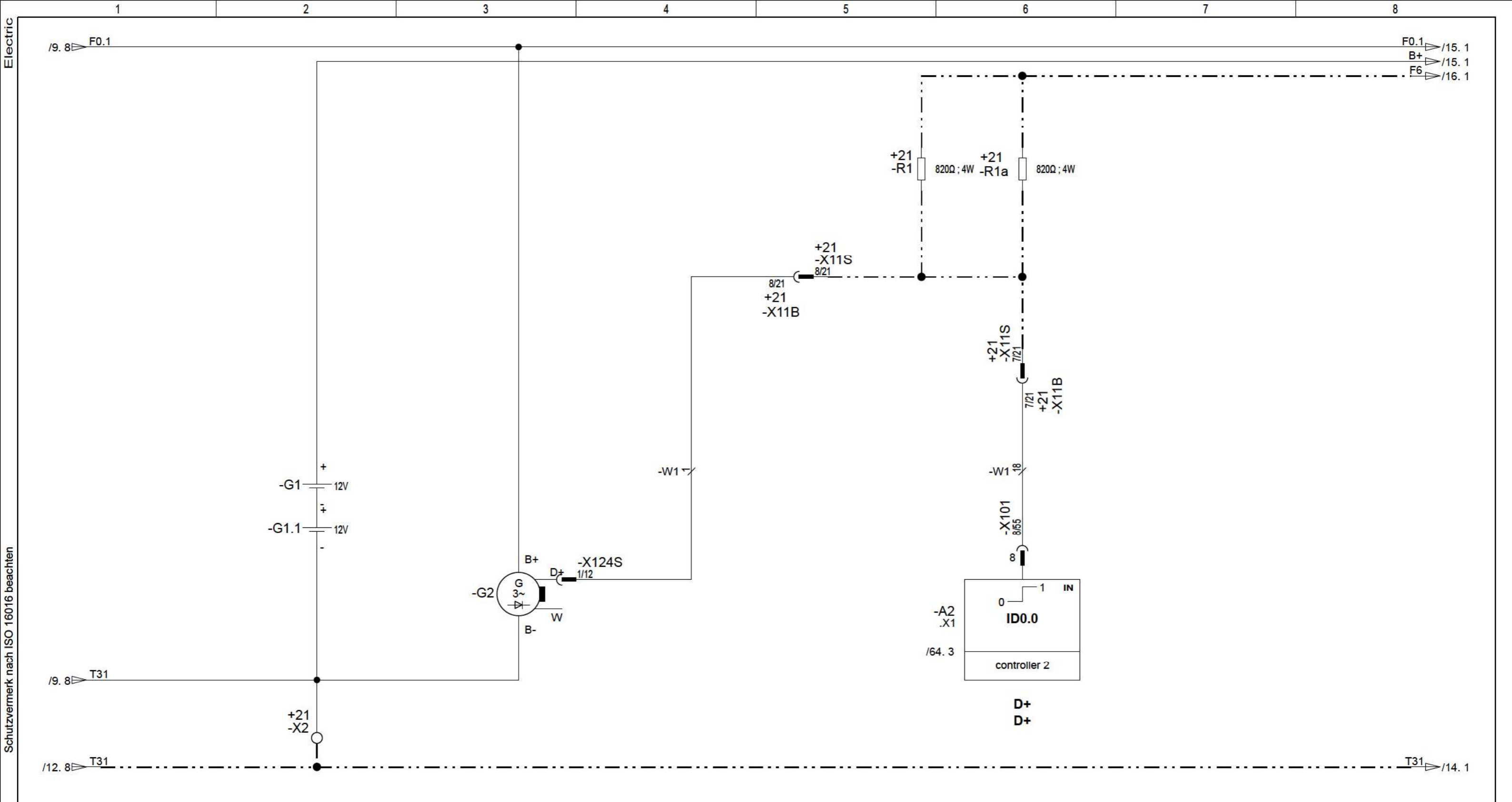
Schutzvermerk nach ISO 16016 beachten

Refer to protection notice ISO 16016

Drawing by:		Approved by:		last change:		Status:		Material No.:		Document No.: Partial Document No.: Version No.:		Sheet	
date 12.05.2011		date 12.05.2011		date		SF AE=changable		2212099		Series code: 08.11		Valid for Serial No.: from 0434 to XXXX	
name Diesner		name Diesner		name		PF=prototype release		Revision No.: 00_00_00		Sheet plant:		12	
E - CAE		Document type: ESP		Function group No.: 5		SF=serial release				Sheet Location:		of 90	
1		2		3		4		5		6		7	

Filterüberwachung  
filter monitoring

© 2011 by Joseph Vögele AG



Batterie  
battery

Lichtmaschine  
alternator

Schutzvermerk nach ISO 16016 beachten

Refer to protection notice ISO 16016

© 2011 by Joseph Vögele AG

Drawing by:		Approved by:		last change:	
date	12.05.2011	date	12.05.2011	date	
name	Diesner	name	Diesner	name	
E - CAE		Document type:		Function group No.:	
		ESP		6	

Status:  
**SF** AE=changable  
PF=prototype release  
SF=serial release

Material No.:  
2212099  
Revision No.:  
00\_00\_00



Document No.: Partial Document No.: Version No.:

Series code: 08.11	Valid for Serial No.:
Sheet plant:	from 0434 to XXXX
Sheet Location:	

Batterie , Lichtmaschine  
battery , alternator

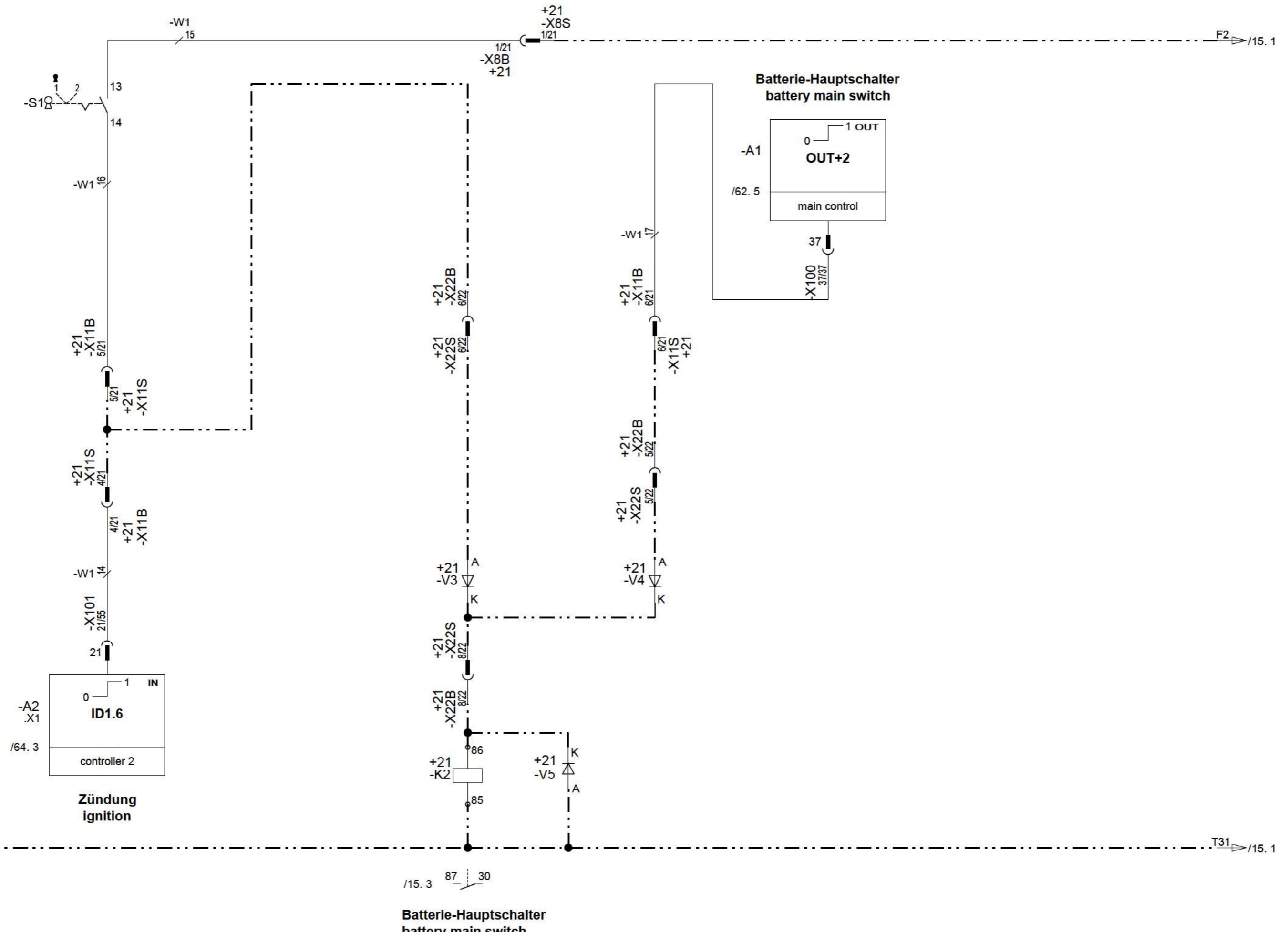
Sheet  
of  
**13**  
of  
**90** Sheets

Electric

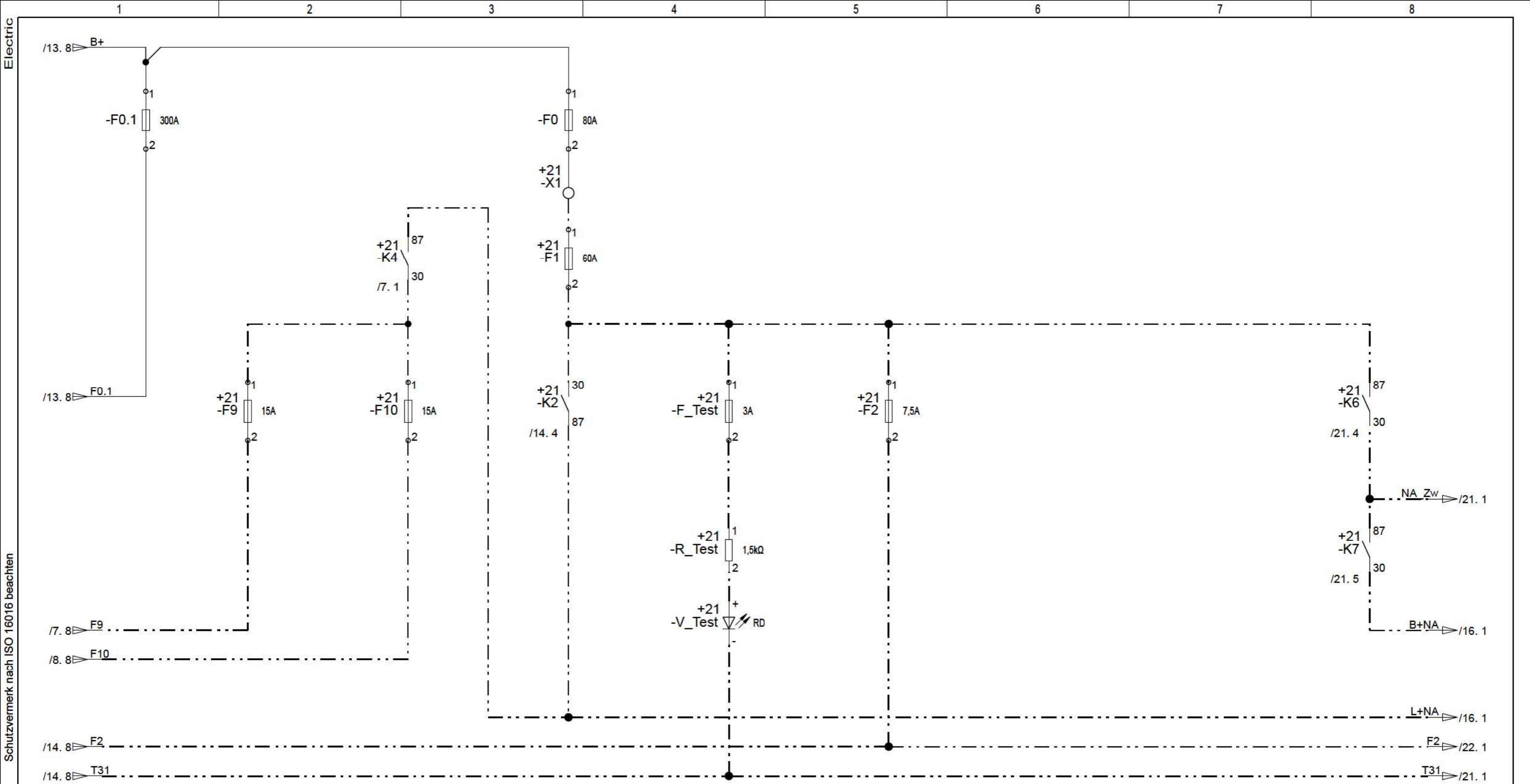
Schutzvermerk nach ISO 16016 beachten

Refer to protection notice ISO 16016

© 2011 by Joseph Vögele AG



Drawing by:		Approved by:		last change:		Status:		Material No.:		Document No.: Partial Document No.: Version No.:		Zuendung / Batterie-Hauptschalter ignition / battery main switch		Sheet			
date 12.05.2011		date 12.05.2011		date		SF AE=changable		2212099		Series code: 08.11				Valid for Serial No.:		14	
name Diesner		name Diesner		name		PF=prototype release		Revision No.: 00_00_00		from 0434 to XXXX				of		90	
E - CAE		Document type: ESP		Function group No.: 6						Sheet plant:							
										Sheet Location:							



Anlasser starter      Beleuchtung links lighting left hand      Beleuchtung rechts lighting right hand      Batterie-Hauptschalter battery main switch      Sicherungen Test fuses Test      Zuendung ignition      Not-Aus emergency-stop

Refer to protection notice ISO 16016

Drawing by:		Approved by:		last change:	
date	12.05.2011	date	12.05.2011	date	
name	Diesner	name	Diesner	name	
E - CAE		Document type:		Function group No.:	
		ESP		6	

Status:  
**SF** AE=changable  
 PF=prototype release  
 SF=serial release

Material No.: 2212099  
 Revision No.: 00\_00\_00



Document No.:    Partial Document No.:    Version No.:


Series code: 08.11    Valid for Serial No.: from 0434 to XXXX

Sheet plant:  
 Sheet Location:

Spannungsverteilung , Sicherungen  
 voltage distribution , fuses

Sheet  
**15**  
 of  
**90**  
 Sheets

© 2011 by Joseph Vögele AG



24V - Steckdose  
24V - power outlet

Versorgung Controller 2 - UV1  
supply Controller 2 - UV1

Versorgung Controller 2 - UV1  
supply Controller 2 - UV1

D+  
D+

Hupe, Filterüberwachung  
horn, filter monitoring

Versorgung , Logik  
supply , logic

Motorelektrik (Diesel)  
electrics for engine

Anlasser  
starter

Refer to protection notice ISO 16016

© 2011 by Joseph Vögele AG

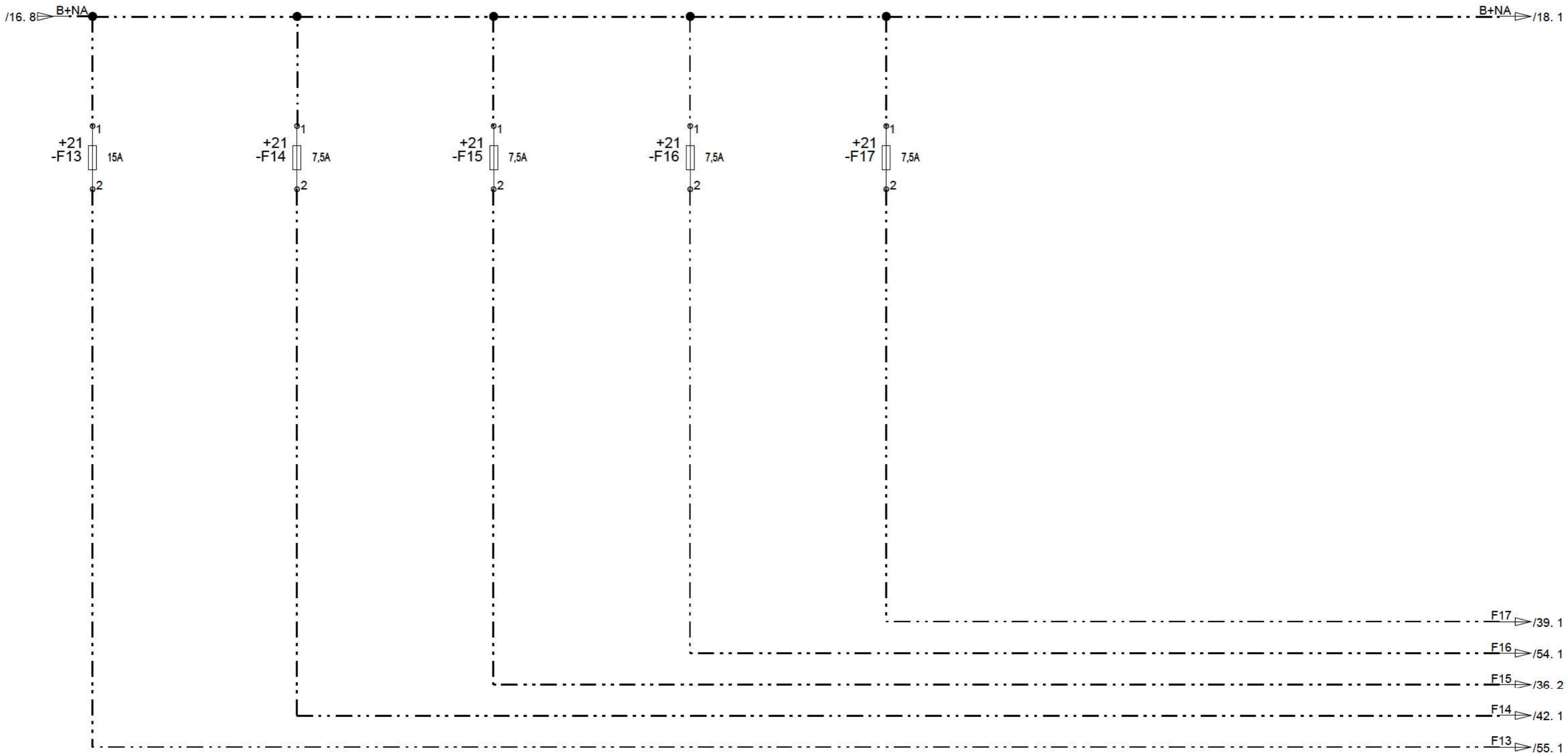
Drawing by:		Approved by:		last change:		Status:		Material No.:		Document No.:		Partial Document No.:		Version No.:	
date	12.05.2011	date	12.05.2011	date		SF	AE =changable	2212099		Series code:		Valid for Serial No.:			
name	Diesner	name	Diesner	name			PF =prototype release	Revision No.:		08.11		from 0434 to XXXX			
E - CAE		Document type:		Function group No.:			SF =serial release	00_00_00		Sheet plant:					
		ESP		6						Sheet Location:					

Sicherungen F3 - F12  
fuses F3 - F12

Sheet  
of  
**16**  
of  
**90**  
Sheets



Electric  
Schutzvermerk nach ISO 16016 beachten  
Refer to protection notice ISO 16016  
© 2011 by Joseph Vögele AG



**Sprühanlage**  
washdown system


**Sensorik**  
sensors

**Heizungskasten**  
screed heating box

**ext. Nivellierautomatik**  
ext. automatic grade and slope control

**Options CAN-Knoten 1**  
Options CAN node 1

<b>Drawing by:</b>		<b>Approved by:</b>		<b>last change:</b>		<b>Status:</b>		Material No.: 2212099		Document No.: Partial Document No.: Version No.:		<b>Sicherungen F13 - F17</b> fuses F13 - F17	Sheet <b>17</b> of <b>90</b> Sheets	
date	12.05.2011	date	12.05.2011	date		<b>SF</b>	AE =changable	Revision No.:	00_00_00	Series code:	Valid for Serial No.:			
name	Diesner	name	Diesner	name			PF =prototype release		08.11	from 0434 to XXXX	Sheet plant:			
E - CAE		<b>Document type:</b>		<b>Function group No.:</b>							<b>Sheet Location:</b>			
		<b>ESP</b>		<b>6</b>										



Options CAN-Knoten 2  
Options CAN node 2

Versorgung, Controller 2 - UV2  
supply, Controller 2 - UV2

Fernbedienung rechts (Bohle)  
screed control, right hand

Options CAN-Knoten 3  
Options CAN node 3


Fernbedienung links (Bohle)  
screed control, left hand

Schutzvermerk nach ISO 16016 beachten

Refer to protection notice ISO 16016

© 2011 by Joseph Vögele AG

Drawing by:		Approved by:		last change:		Status:		Material No.:		Document No.: Partial Document No.: Version No.:		Sicherungen F18 - F22 fuses F18 - F22	Sheet 18 of 90 Sheets	
date	12.05.2011	date	12.05.2011	date		SF	AE =changable	2212099	Series code: 08.11		Valid for Serial No.: from 0434 to XXXX			
name	Diesner	name	Diesner	name			PF =prototype release	Revision No.:	Sheet plant:					
E - CAE		Document type: <b>ESP</b>		Function group No.: <b>6</b>		SF =serial release		Revision No.:		Sheet Location:				
								00_00_00						



Versorgung, Controller 1 - UV2  
supply, Controller 1 - UV2

Optionen  
options

Optionen  
options

Optionen  
options

Kühlmittelniveau  
coolant level

Versorgung, Controller 3 - UV1  
supply, Controller 3 - UV1

Schutzvermerk nach ISO 16016 beachten

Refer to protection notice ISO 16016

© 2011 by Joseph Vögele AG

Drawing by:		Approved by:		last change:	
date	12.05.2011	date	12.05.2011	date	
name	Diesner	name	Diesner	name	
E - CAE		Document type:		Function group No.:	
		ESP		6	

Status:  
**SF**  
AE = changable  
PF = prototype release  
SF = serial release

Material No.:  
2212099  
Revision No.:  
00\_00\_00



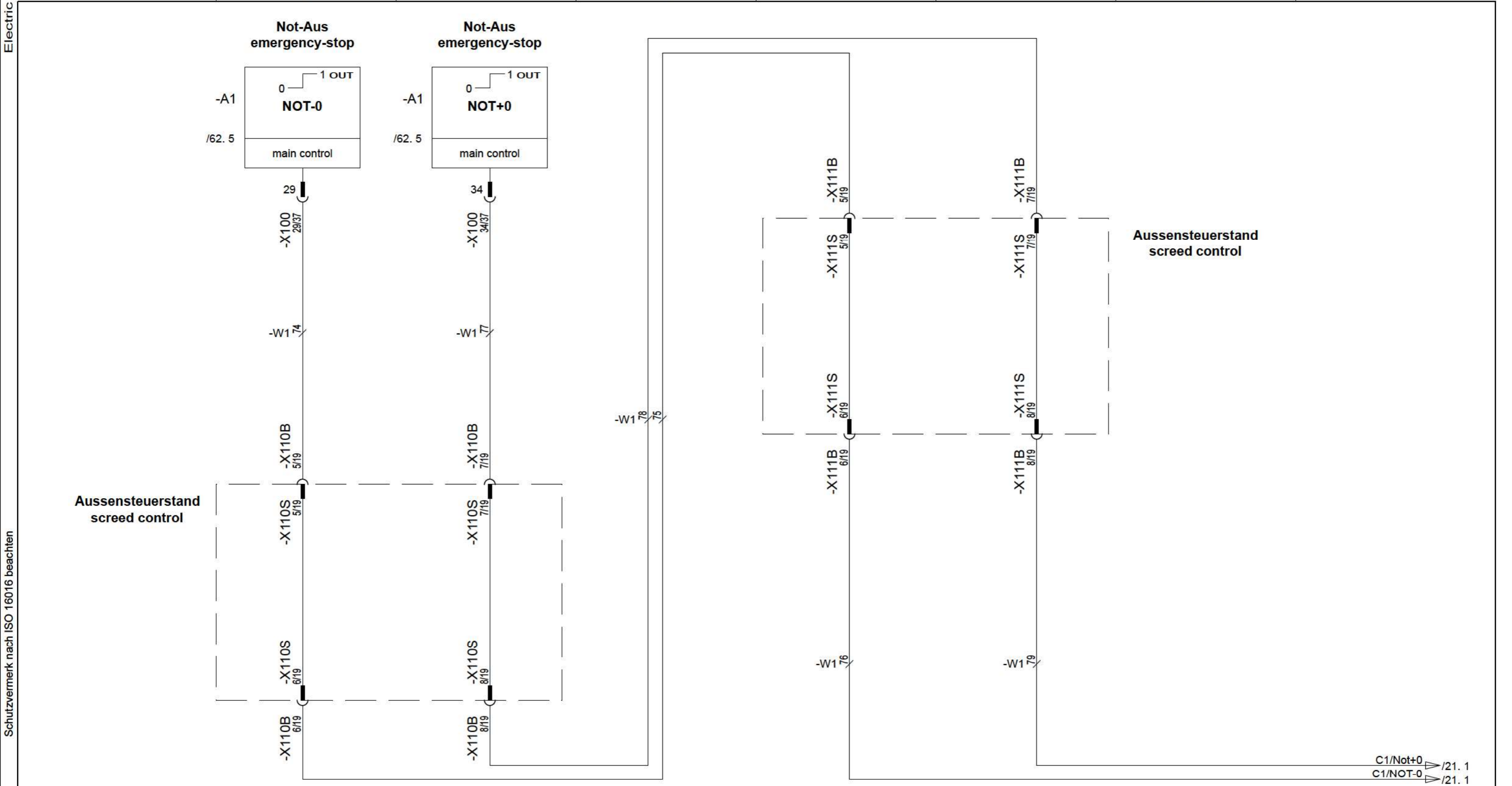
Document No.: Partial Document No.: Version No.:

Series code: 08.11 Valid for Serial No.: from 0434 to XXXX

Sheet plant:  
Sheet Location:

Sicherungen F23 - F35  
fuses F23 - F35

Sheet  
**19**  
of  
**90**  
Sheets



C1/Not+0 /21.1  
C1/NOT-0 /21.1

Refer to protection notice ISO 16016  
Schutzvermerk nach ISO 16016 beachten

Drawing by:		Approved by:		last change:	
date	12.05.2011	date	12.05.2011	date	
name	Diesner	name	Diesner	name	
E - CAE		Document type:		Function group No.:	
		<b>ESP</b>		<b>6</b>	

Status: **SF**  
 AE = changable  
 PF = prototype release  
 SF = serial release

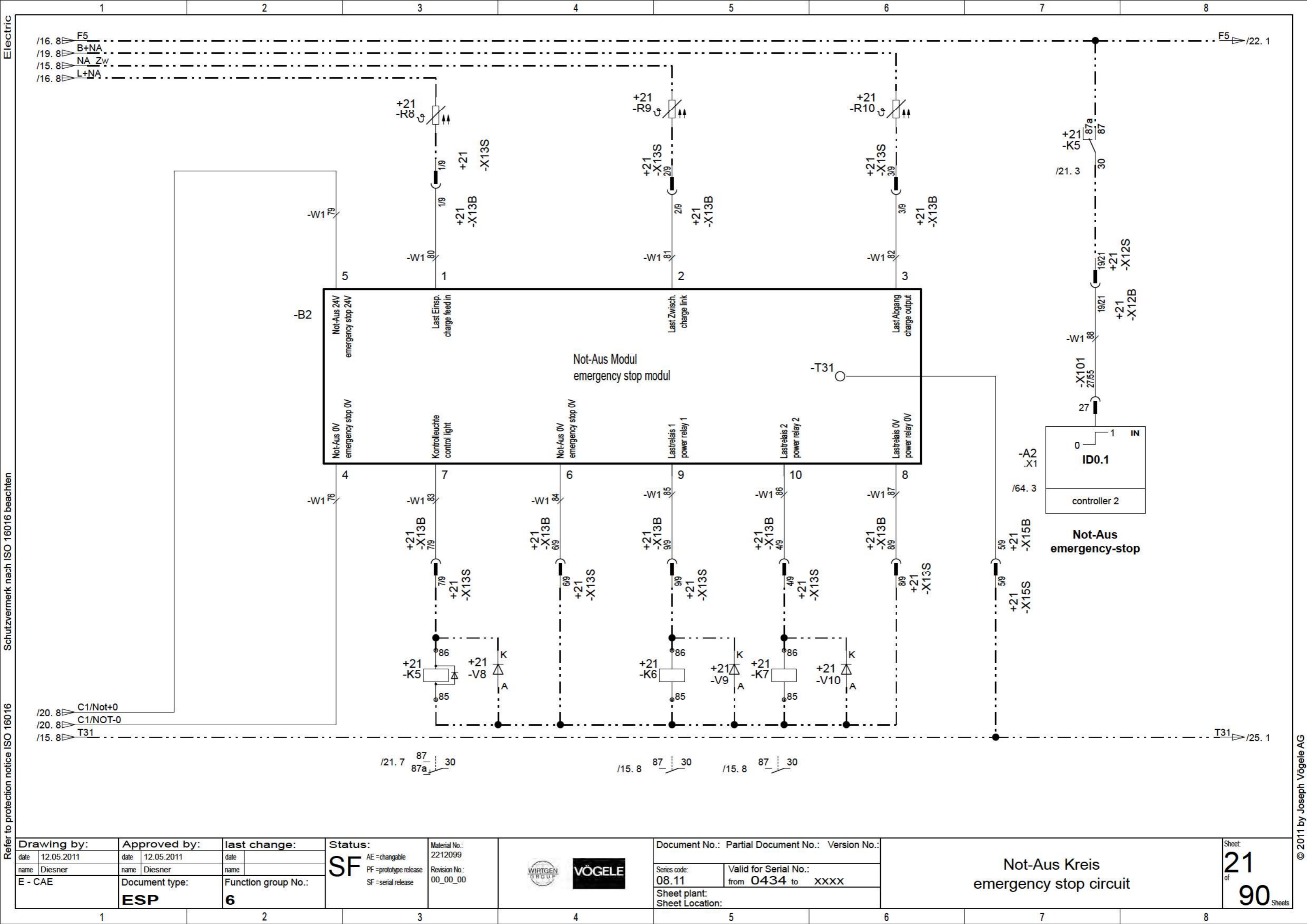
Material No.: 2212099  
 Revision No.: 00\_00\_00



Document No.: Partial Document No.: Version No.:  
 Series code: 08.11 Valid for Serial No.: from 0434 to XXXX  
 Sheet plant:  
 Sheet Location:

Not-Aus Kreis  
 emergency stop circuit

Sheet 20 of 90 Sheets



Schutzvermerk nach ISO 16016 beachten

Refer to protection notice ISO 16016

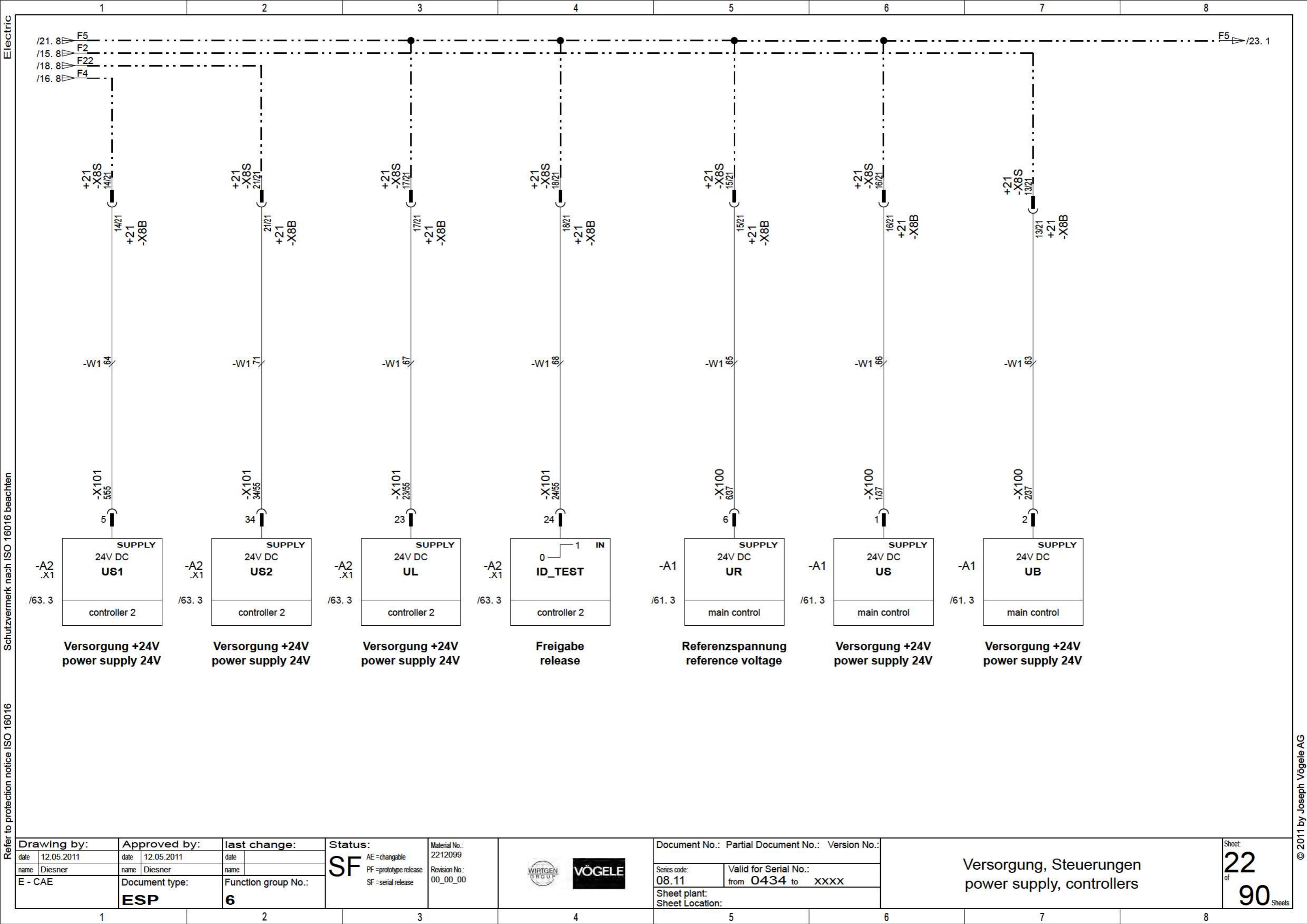
<b>Drawing by:</b>		<b>Approved by:</b>		<b>last change:</b>	
date	12.05.2011	date	12.05.2011	date	
name	Diesner	name	Diesner	name	
E - CAE		<b>Document type:</b>		<b>Function group No.:</b>	
		<b>ESP</b>		<b>6</b>	

<b>Status:</b>	AE = changable PF = prototype release SF = serial release
Material No.:	2212099
Revision No.:	00_00_00

Document No.: Partial Document No.: Version No.:		
Series code:	Valid for Serial No.:	
08.11	from 0434 to XXXX	
Sheet plant:		
Sheet Location:		

<b>Not-Aus Kreis</b> <b>emergency stop circuit</b>	
Sheet	21
of	90
Sheets	

© 2011 by Joseph Vögele AG



Electric

Schutzvermerk nach ISO 16016 beachten

Refer to protection notice ISO 16016

<b>Drawing by:</b>		<b>Approved by:</b>		<b>last change:</b>	
date	12.05.2011	date	12.05.2011	date	
name	Diesner	name	Diesner	name	
E - CAE		<b>Document type:</b>		<b>Function group No.:</b>	
		<b>ESP</b>		<b>6</b>	

**Status:**  
**SF** AE=changable  
 PF=prototype release  
 SF=serial release

Material No.: 2212099  
 Revision No.: 00\_00\_00

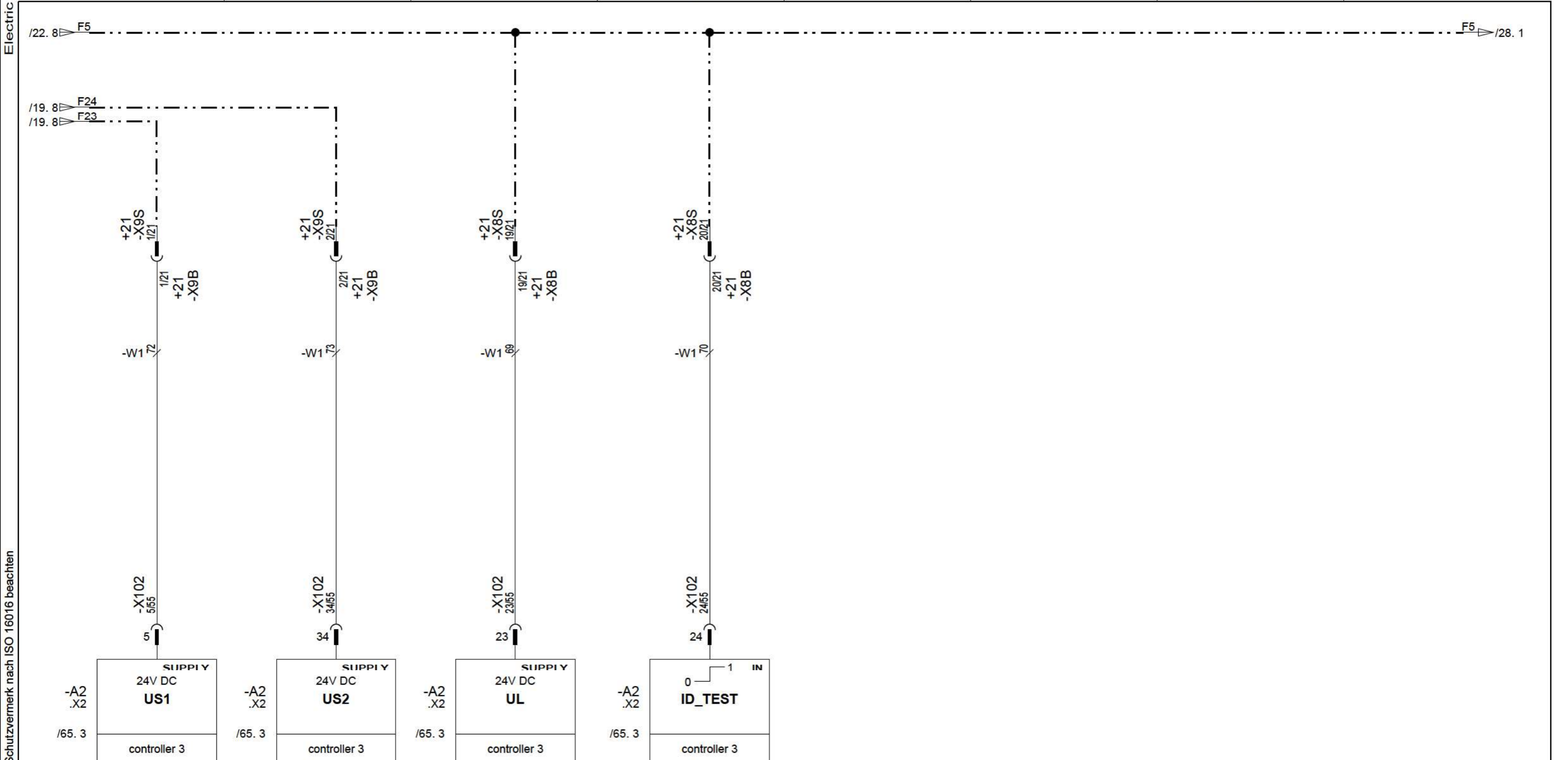


Document No.: Partial Document No.: Version No.:

Series code: 08.11 Valid for Serial No.: from 0434 to XXXX

Sheet plant:  
 Sheet Location:

Versorgung, Steuerungen  
 power supply, controllers



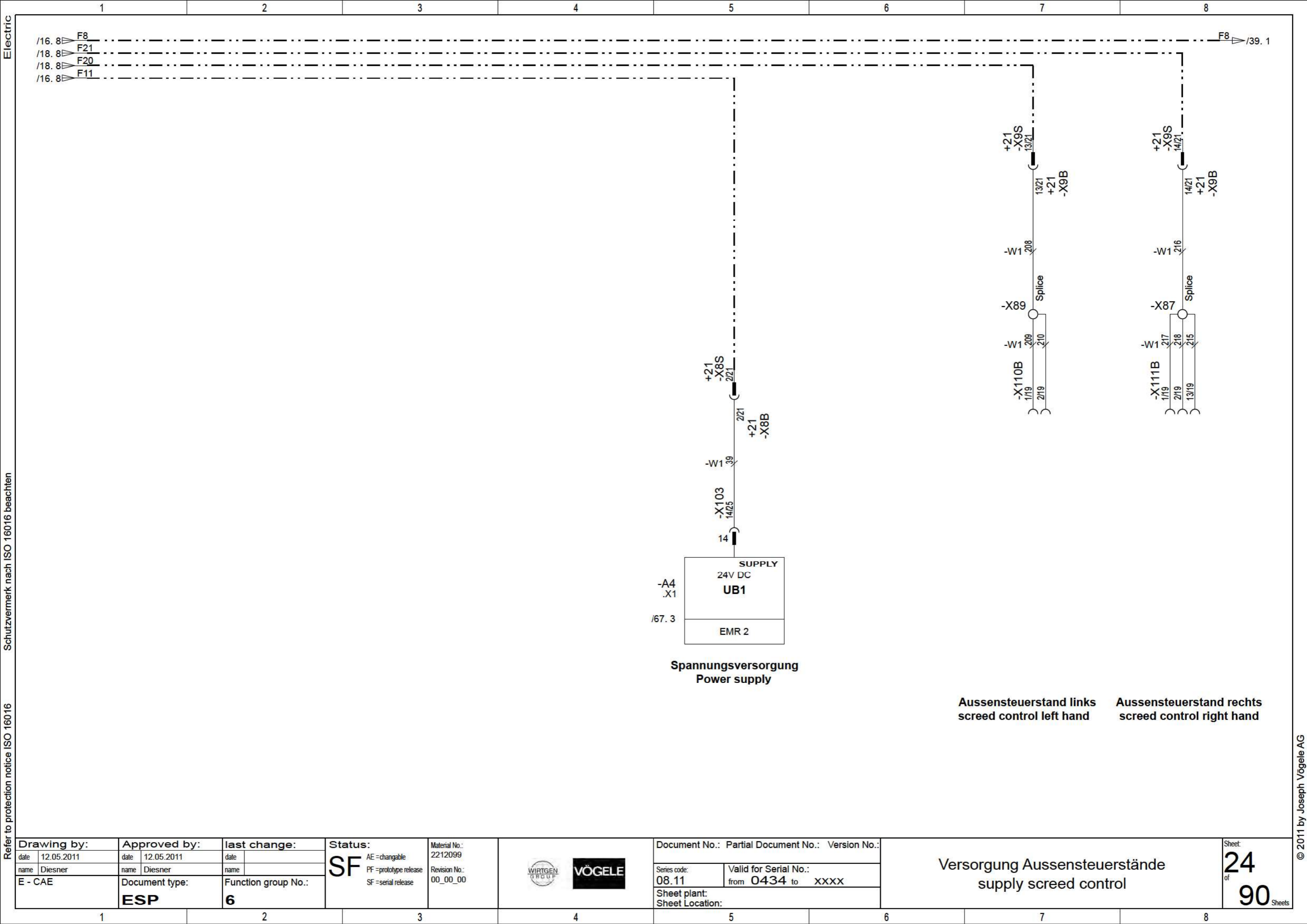
Versorgung +24V power supply 24V, Versorgung +24V power supply 24V, Versorgung +24V power supply 24V, Freigabe release

Refer to protection notice ISO 16016

Electrical

Schutzvermerk nach ISO 16016 beachten

Drawing by:		Approved by:		last change:		Status:		Material No.:		Document No.: Partial Document No.: Version No.:		Sheet <b>23</b> of <b>90</b> Sheets
date	12.05.2011	date	12.05.2011	date		<b>SF</b> AE =changable PF =prototype release SF =serial release	2212099					
name	Diesner	name	Diesner	name			Revision No.:		Valid for Serial No.:			
E - CAE		Document type:		Function group No.:		00_00_00		from 0434 to XXXX		Sheet plant: Sheet Location:		
ESP		6								Versorgung , Steuerungen supply , controllers		



Electric

Schutzvermerk nach ISO 16016 beachten

Refer to protection notice ISO 16016

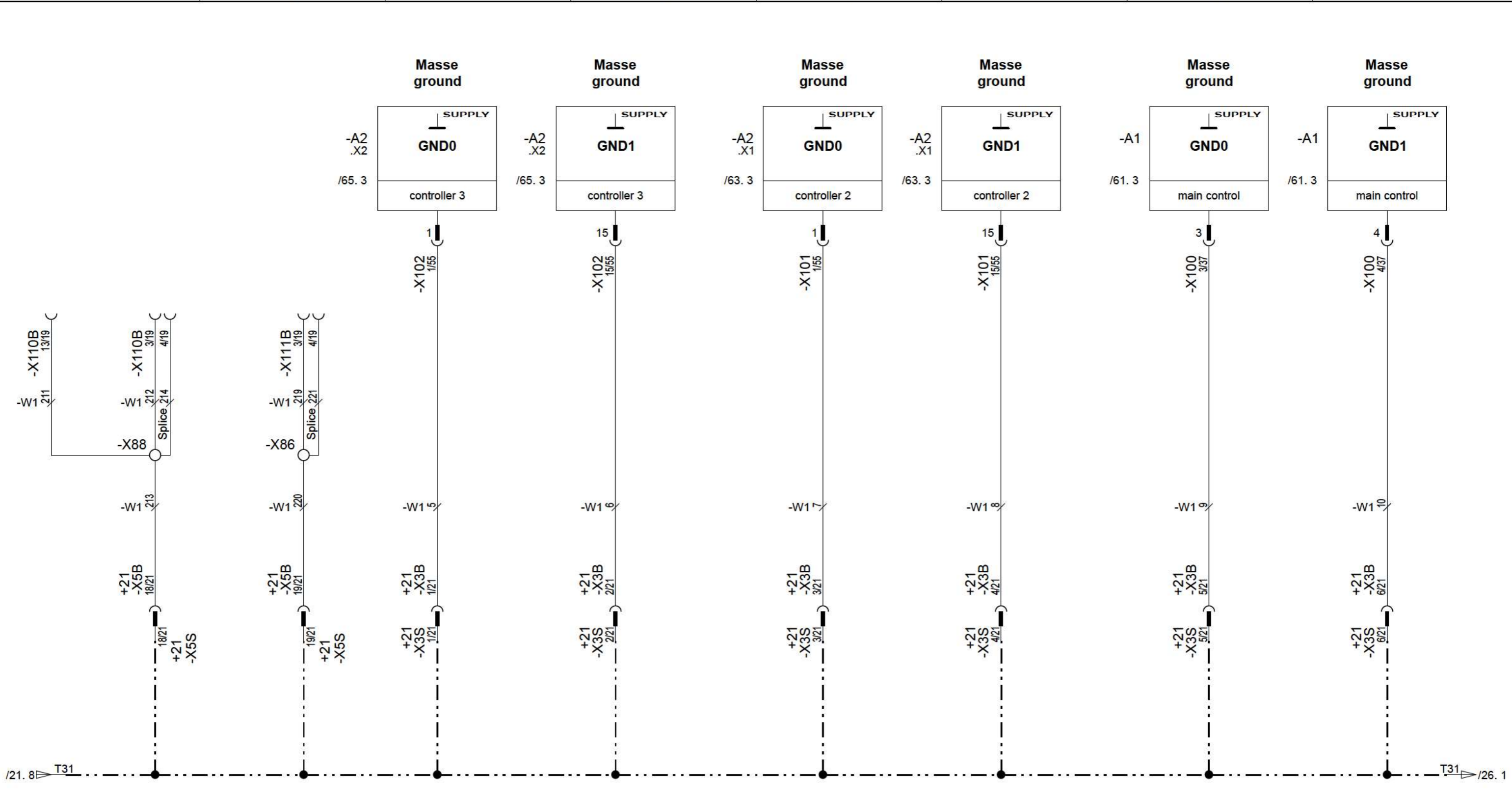
**Aussensteuerstand links**  
screed control left hand

**Aussensteuerstand rechts**  
screed control right hand

Drawing by:		Approved by:		last change:		Status:		Material No.:		Document No.: Partial Document No.: Version No.:		Versorgung Aussensteuerstände supply screed control	Sheet <b>24</b> of <b>90</b> Sheets
date	12.05.2011	date	12.05.2011	date		<b>SF</b>	AE =changable	2212099	Series code:		Valid for Serial No.:		
name	Diesner	name	Diesner	name			PF =prototype release	Revision No.:	08.11	from 0434 to XXXX			
E - CAE		Document type:		Function group No.:		SF =serial release		00_00_00		Sheet plant:			
		<b>ESP</b>		<b>6</b>						Sheet Location:			

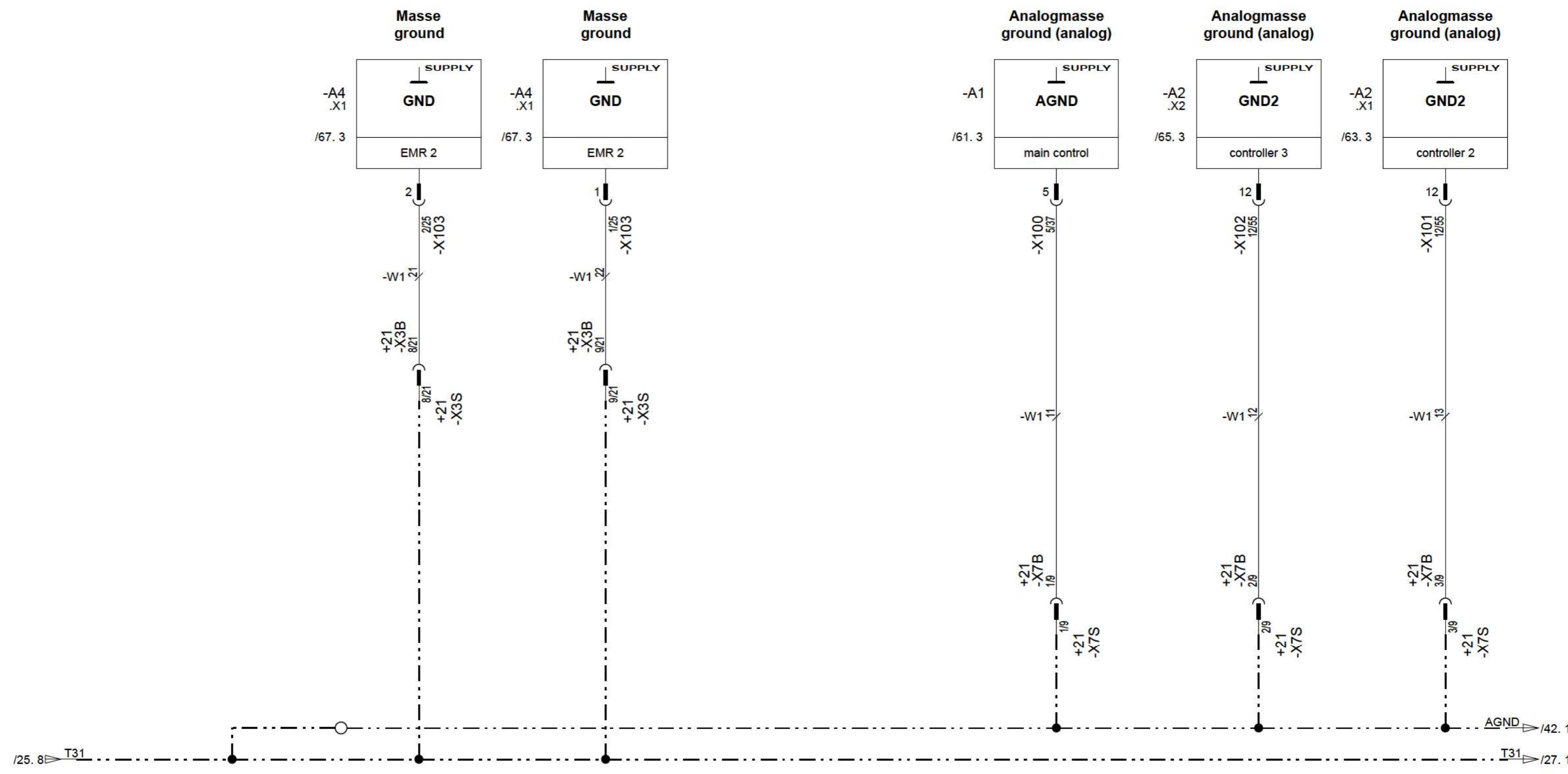






**Aussensteuerstand links**    **Aussensteuerstand rechts**  
**screed control left hand**    **screed control right hand**

Drawing by:		Approved by:		last change:		Status:		Material No.:		Document No.: Partial Document No.: Version No.:		Masse , Steuerungen ground , controllers	Sheet <b>25</b> of <b>90</b> Sheets
date	12.05.2011	date	12.05.2011	date		<b>SF</b>	AE =changable	2212099	Series code:	Valid for Serial No.:			
name	Diesner	name	Diesner	name			PF =prototype release	Revision No.:	08.11	from 0434 to	XXXX		
E - CAE		Document type:		Function group No.:		SF =serial release		Sheet plant:		Sheet Location:			
		<b>ESP</b>		<b>6</b>									



<b>Drawing by:</b>		<b>Approved by:</b>		<b>last change:</b>		<b>Status:</b>		Material No.: 2212099		Document No.: Partial Document No.: Version No.:		Masse , Steuerungen ground , controllers	Sheet <b>26</b> of <b>90</b> Sheets
date	12.05.2011	date	12.05.2011	date		<b>SF</b>	AE =changable	Revision No.:	00_00_00	Series code:	Valid for Serial No.:		
name	Diesner	name	Diesner	name			PF =prototype release		00_00_00	08.11	from 0434 to XXXX		
E - CAE		<b>Document type:</b>		<b>Function group No.:</b>									
		<b>ESP</b>		<b>6</b>									

Electric

Schutzvermerk nach ISO 16016 beachten

Refer to protection notice ISO 16016



**24VDC Steckdose**  
**24VDC power outlet**

Drawing by:		Approved by:		last change:		Status:		Material No.:		Document No.: Partial Document No.: Version No.:		Steckdosen power outlets		Sheet			
date	12.05.2011	date	12.05.2011	date		<b>SF</b>	AE =changable	2212099		Series code: 08.11				Valid for Serial No.:		27	
name	Diesner	name	Diesner	name			PF =prototype release	Revision No.:		00_00_00				from 0434 to XXXX		of	
E - CAE		Document type:		Function group No.:						Sheet plant:				90			
		<b>ESP</b>		<b>6</b>						Sheet Location:				Sheets			

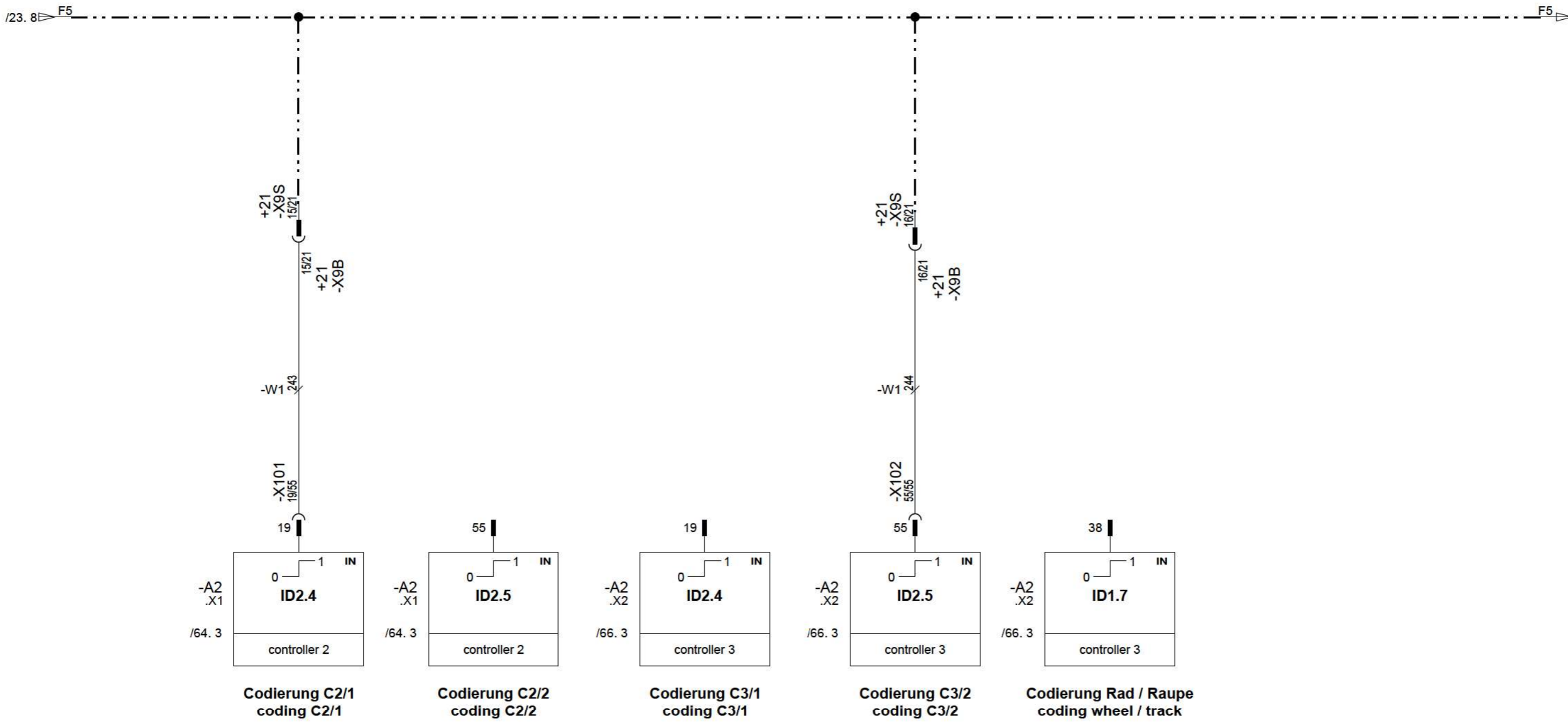
© 2011 by Joseph Vögele AG

Electric

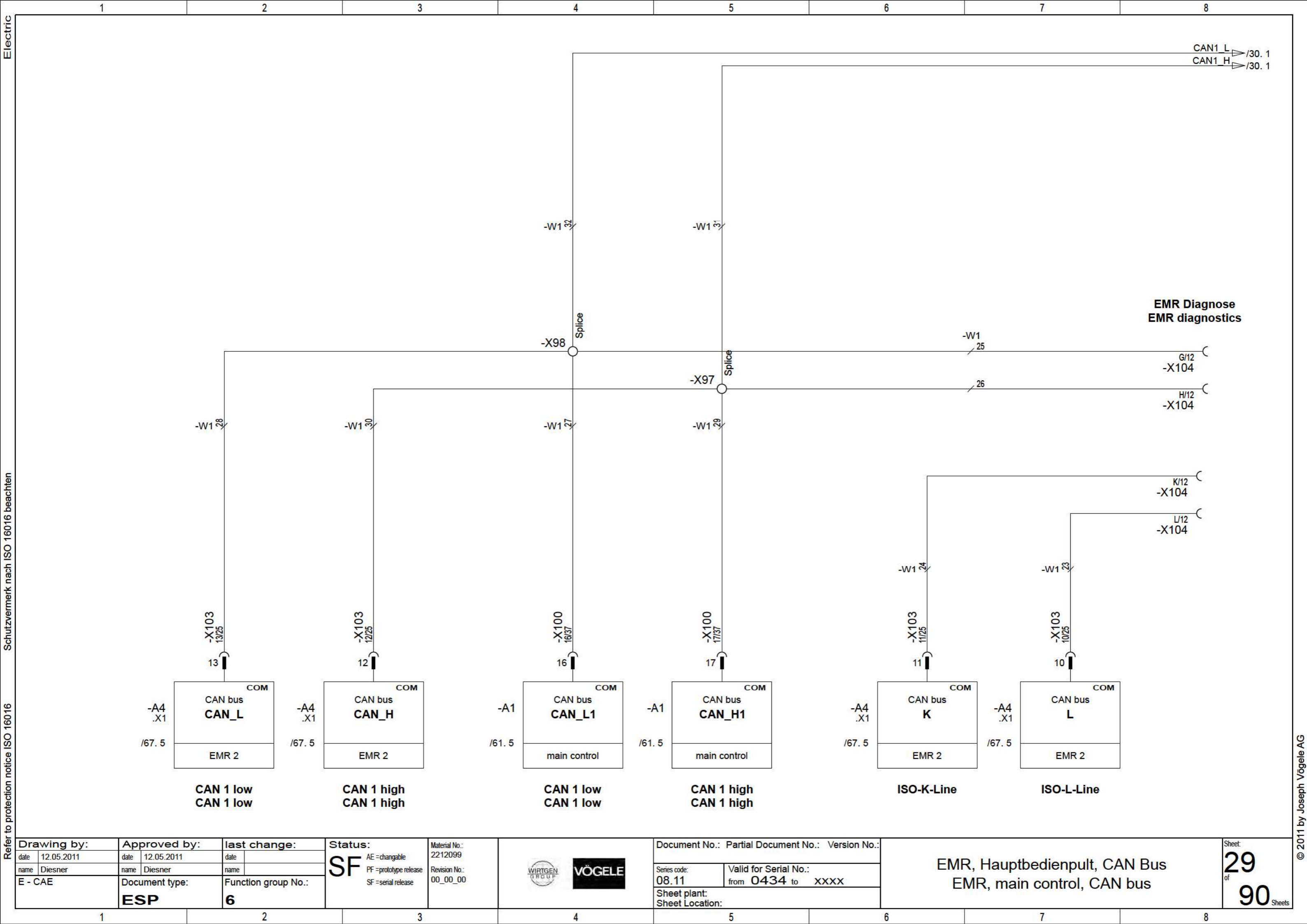
Schutzvermerk nach ISO 16016 beachten

Refer to protection notice ISO 16016

© 2011 by Joseph Vögele AG



Drawing by:		Approved by:		last change:		Status:		Material No.:		Document No.: Partial Document No.: Version No.:		Codierung, Steuerungen coding, controllers	Sheet <b>28</b> of <b>90</b> Sheets
date	12.05.2011	date	12.05.2011	date		<b>SF</b> AE = changable PF = prototype release SF = serial release	2212099						
name	Diesner	name	Diesner	name			Revision No.: 00_00_00						
E - CAE		Document type: <b>ESP</b>		Function group No.: <b>6</b>									



Schutzvermerk nach ISO 16016 beachten

Refer to protection notice ISO 16016

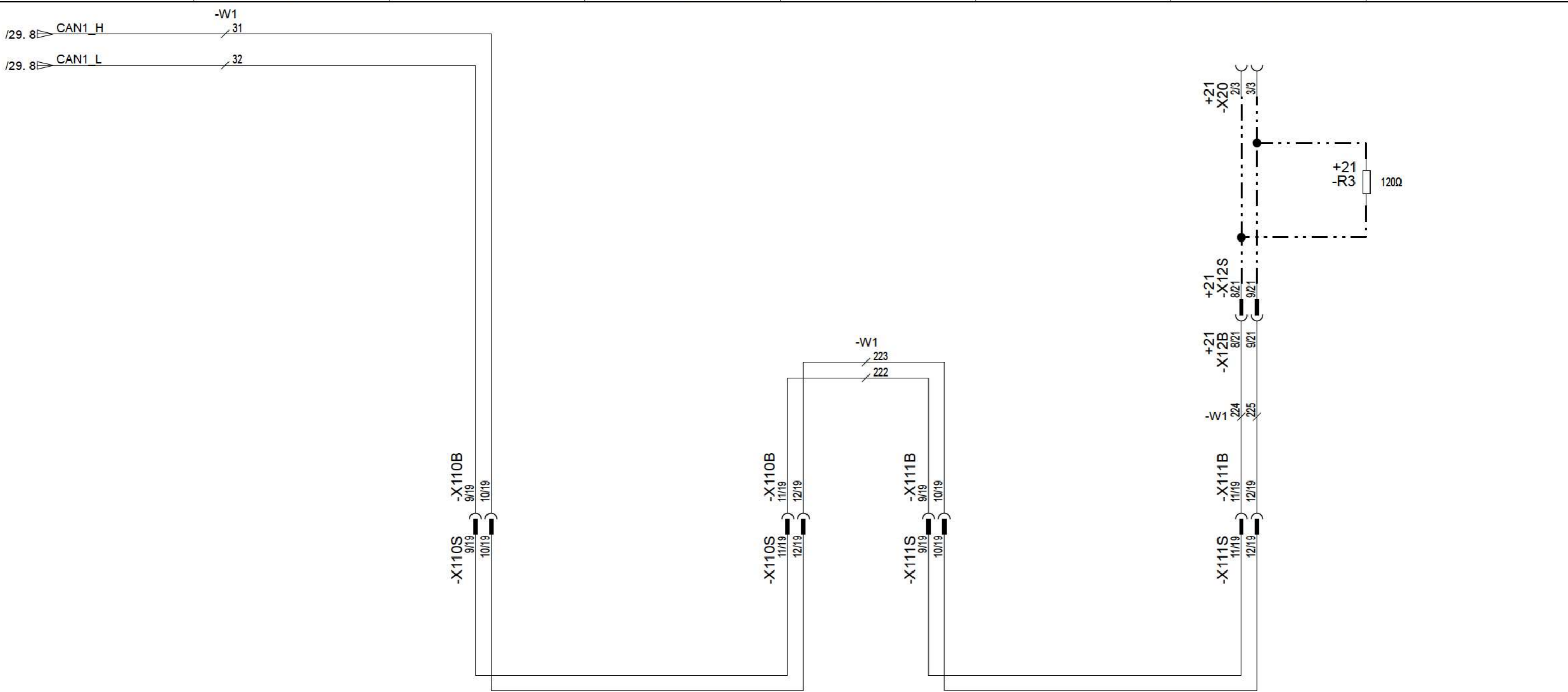
© 2011 by Joseph Vögele AG

Drawing by:		Approved by:		last change:		Status:		Material No.:		Document No.: Partial Document No.: Version No.:		EMR, Hauptbedienpult, CAN Bus EMR, main control, CAN bus		Sheet			
date 12.05.2011		date 12.05.2011		date		SF AE=changable		2212099						29			
name Diesner		name Diesner		name		PF=prototype release		Revision No.:		Series code: 08.11				Valid for Serial No.:		of	
E - CAE		Document type: ESP		Function group No.: 6		SF=serial release		00_00_00		Sheet plant:				from 0434 to XXXX		90	
								WIRTSCHAFTS UNIVERSITÄT WIEN VIENNA UNIVERSITY OF TECHNOLOGY		VÖGELE		Sheet Location:		Sheets			

Electric

Schutzvermerk nach ISO 16016 beachten

Refer to protection notice ISO 16016



<b>Drawing by:</b>		<b>Approved by:</b>		<b>last change:</b>	
date	12.05.2011	date	12.05.2011	date	
name	Diesner	name	Diesner	name	
E - CAE		<b>Document type:</b>		<b>Function group No.:</b>	
		<b>ESP</b>		<b>6</b>	

<b>Status:</b>	Material No.: 2212099
<b>SF</b>	Revision No.: 00_00_00
AE = changable	
PF = prototype release	
SF = serial release	



Document No.: Partial Document No.: Version No.:	
Series code: 08.11	Valid for Serial No.: from 0434 to XXXX
Sheet plant: Sheet Location:	

**Aussensteuerstände, CAN Bus  
screed control, CAN bus**

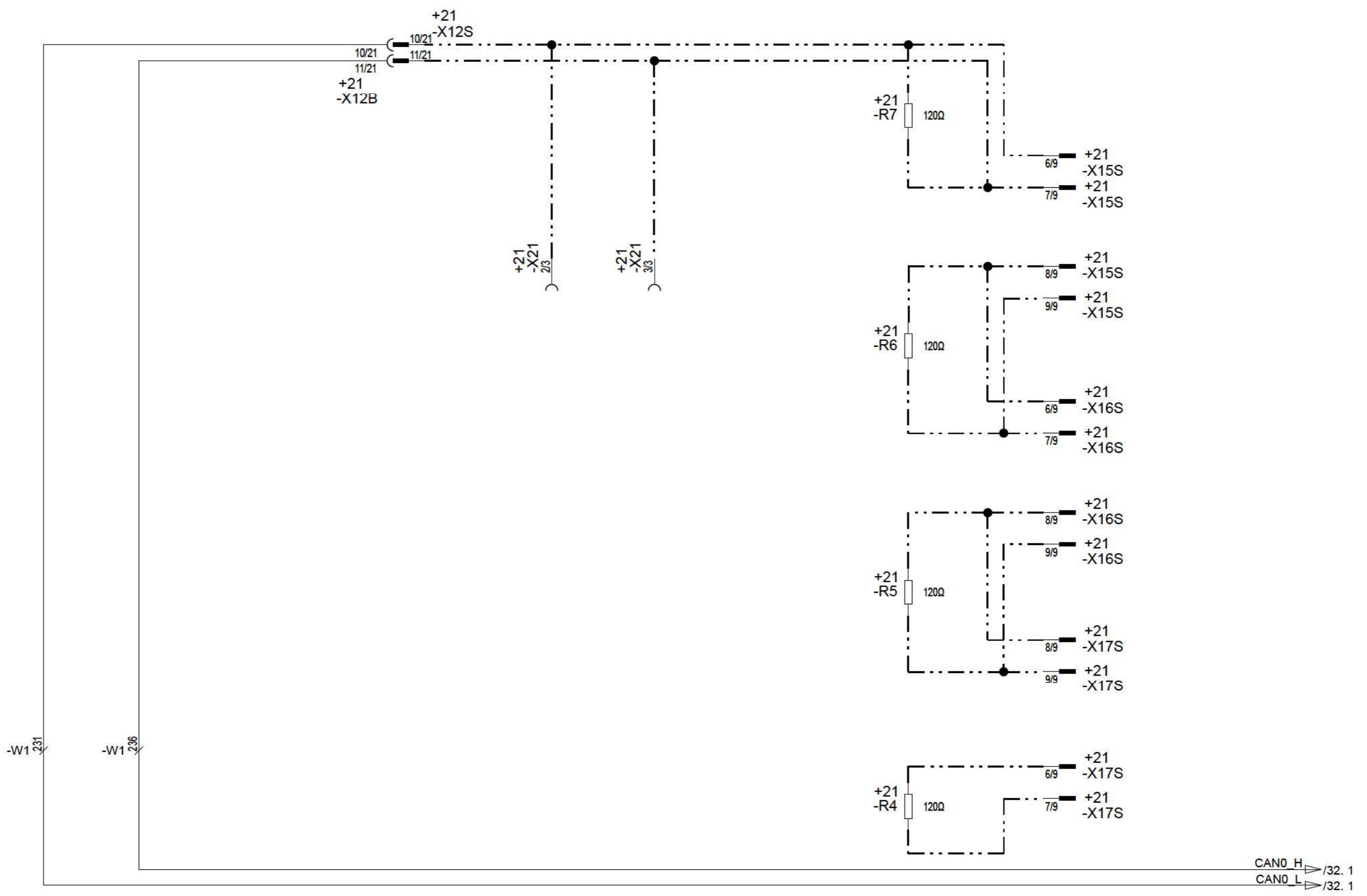
Sheet  
of  
**30**  
of  
**90** Sheets

© 2011 by Joseph Vögele AG

Electric

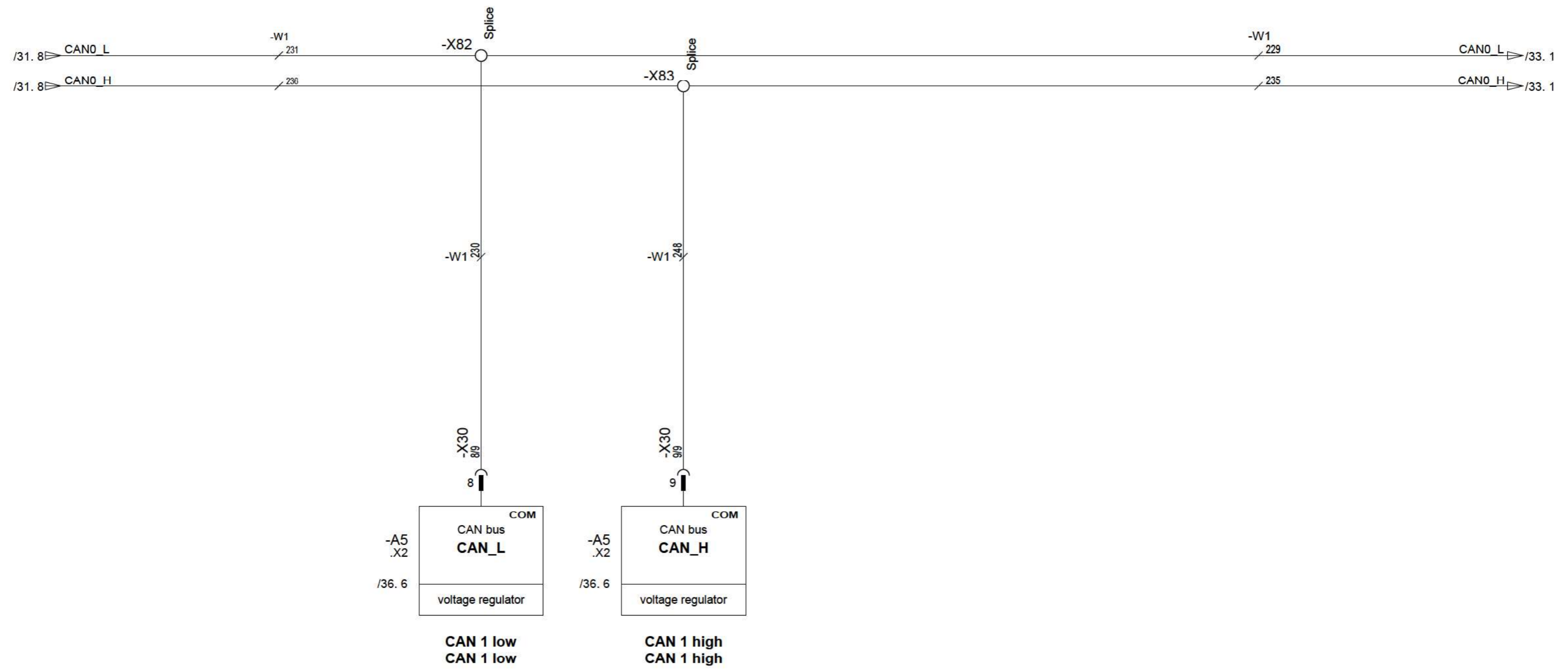
Schutzvermerk nach ISO 16016 beachten

Refer to protection notice ISO 16016



Drawing by:		Approved by:		last change:		Status:		Material No.:		Document No.: Partial Document No.: Version No.:		CAN Bus Hochstromplatine CAN bus high current board		Sheet			
date 12.05.2011		date 12.05.2011		date		SF AE=changable		2212099		Series code: 08.11				Valid for Serial No.: from 0434 to XXXX		31	
name Diesner		name Diesner		name		PF=prototype release		Revision No.: 00_00_00		Sheet plant:						of	
E - CAE		Document type: ESP		Function group No.: 6		SF=serial release				Sheet Location:						90 Sheets	
1		2		3		4		5		6		7		8			

© 2011 by Joseph Vögele AG

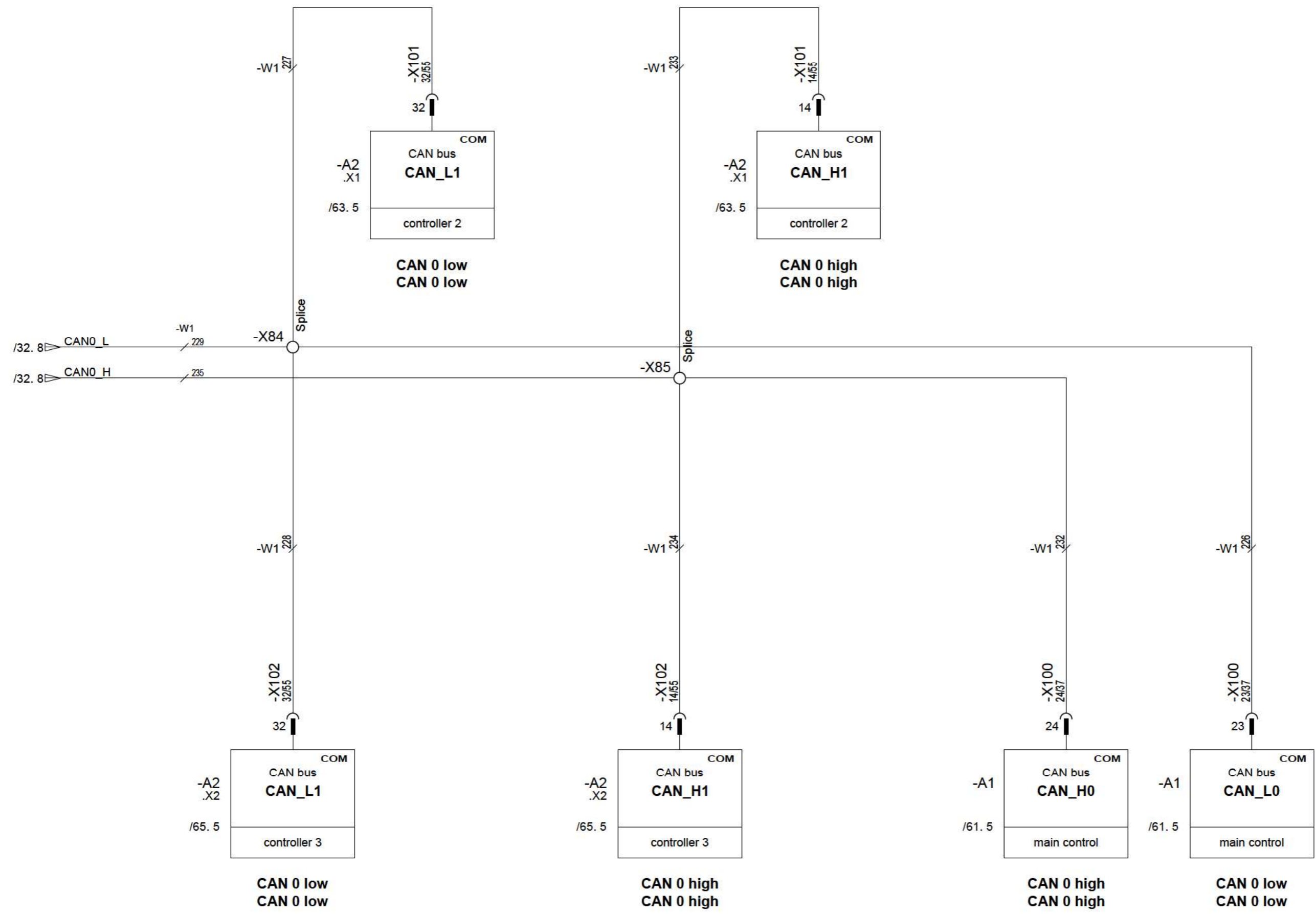


Schutzvermerk nach ISO 16016 beachten

Refer to protection notice ISO 16016

Drawing by:		Approved by:		last change:		Status:		Material No.:		Document No.: Partial Document No.: Version No.:		CAN, Heizungskasten CAN, screed heating box	Sheet <b>32</b> of <b>90</b> Sheets
date	12.05.2011	date	12.05.2011	date		<b>SF</b> AE = changable PF = prototype release SF = serial release	2212099		Series code: 08.11 Valid for Serial No.: from 0434 to XXXX				
name	Diesner	name	Diesner	name			Revision No.: 00_00_00		Sheet plant: Sheet Location:				
E - CAE		Document type: <b>ESP</b>		Function group No.: <b>6</b>									





Refer to protection notice ISO 16016

Drawing by:		Approved by:		last change:		Status:		Material No.:		Document No.: Partial Document No.: Version No.:		CAN Bus CAN bus	Sheet 33 of 90 Sheets
date	12.05.2011	date	12.05.2011	date		SF	AE = changable	2212099					
name	Diesner	name	Diesner	name			PF = prototype release	Revision No.: 00_00_00		Series code:	Valid for Serial No.: from 0434 to XXXX		
E - CAE		Document type: <b>ESP</b>		Function group No.: <b>6</b>				Sheet plant:		Sheet Location:			

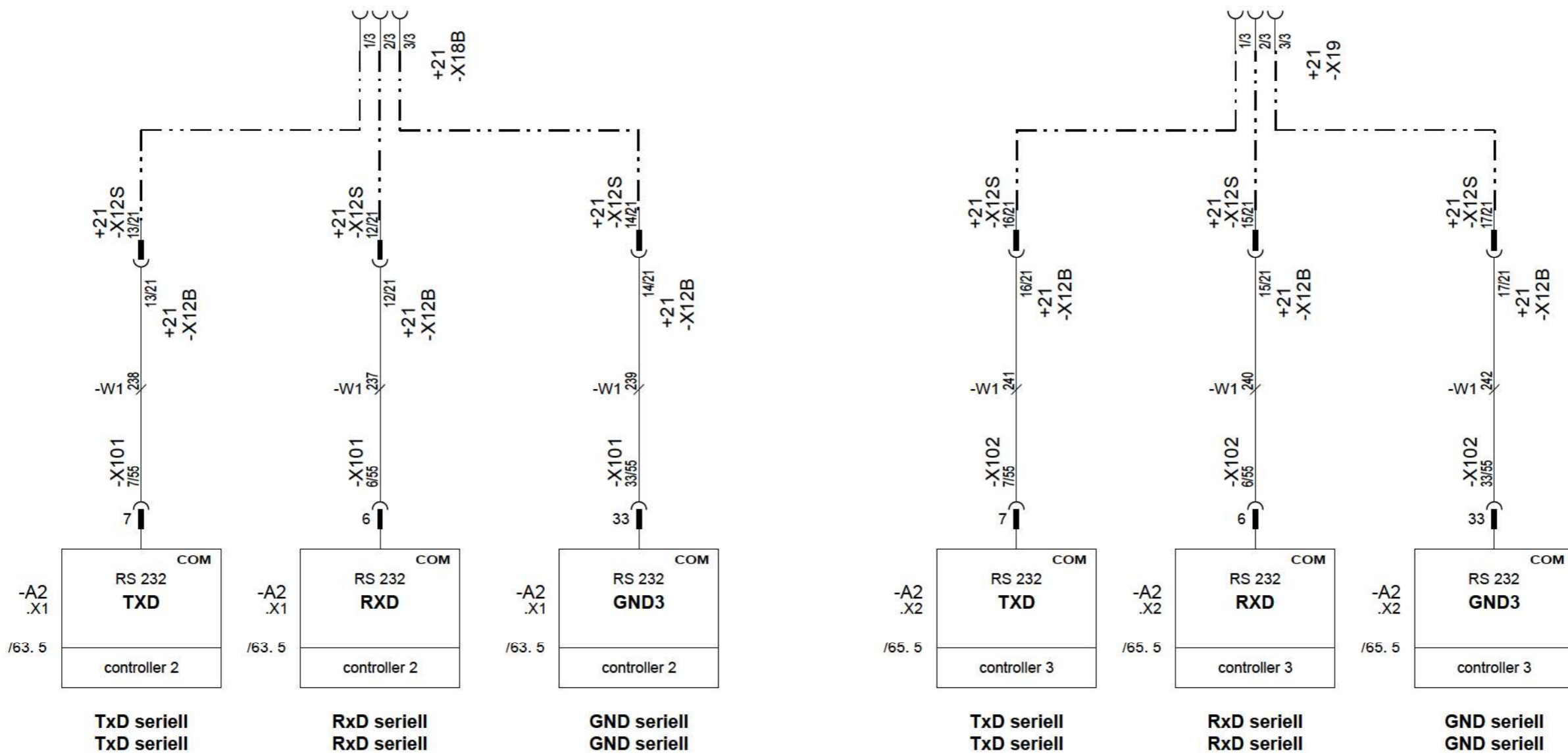
© 2011 by Joseph Vögele AG

Electric

Schutzvermerk nach ISO 16016 beachten

Refer to protection notice ISO 16016

© 2011 by Joseph Vögele AG



<b>Drawing by:</b>		<b>Approved by:</b>		<b>last change:</b>	
date	12.05.2011	date	12.05.2011	date	
name	Diesner	name	Diesner	name	
E - CAE		<b>Document type:</b>		<b>Function group No.:</b>	
		<b>ESP</b>		<b>6</b>	

**Status:**  
 SF AE=changable  
 PF=prototype release  
 SF=serial release

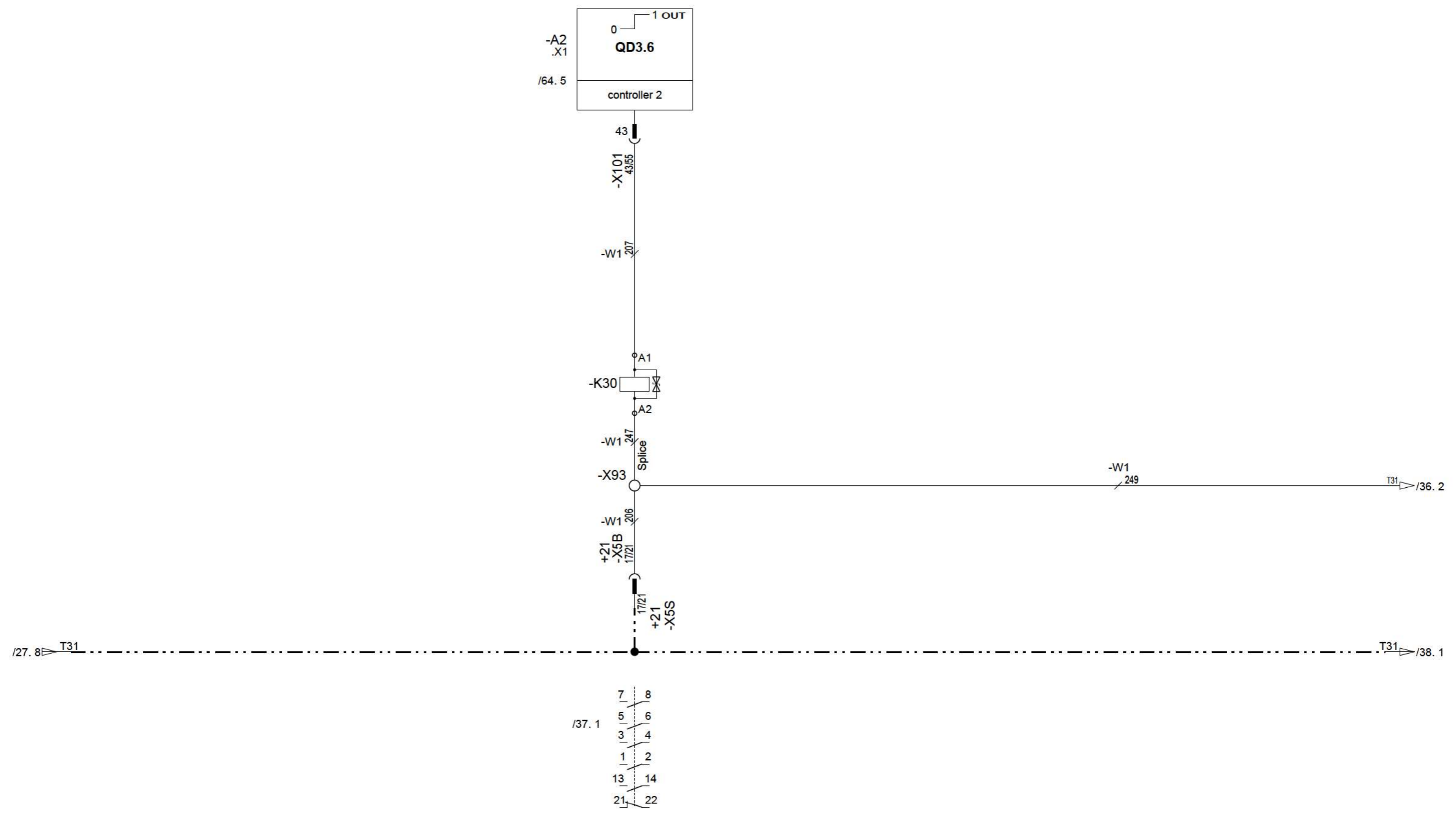
Material No.: 2212099  
 Revision No.: 00\_00\_00



Document No.: Partial Document No.: Version No.:  
 Series code: 08.11 Valid for Serial No.: from 0434 to XXXX  
 Sheet plant:  
 Sheet Location:

serielle Schnittstellen, Steuerungen  
 serial interfaces, controllers

**Bohlenheizung  
screed heating**



<b>Drawing by:</b>		<b>Approved by:</b>		<b>last change:</b>	
date	12.05.2011	date	12.05.2011	date	
name	Diesner	name	Diesner	name	
E - CAE		<b>Document type:</b>		<b>Function group No.:</b>	
		<b>ESP</b>		<b>6</b>	

**Status:**  
**SF** AE =changable  
 PF =prototype release  
 SF =serial release

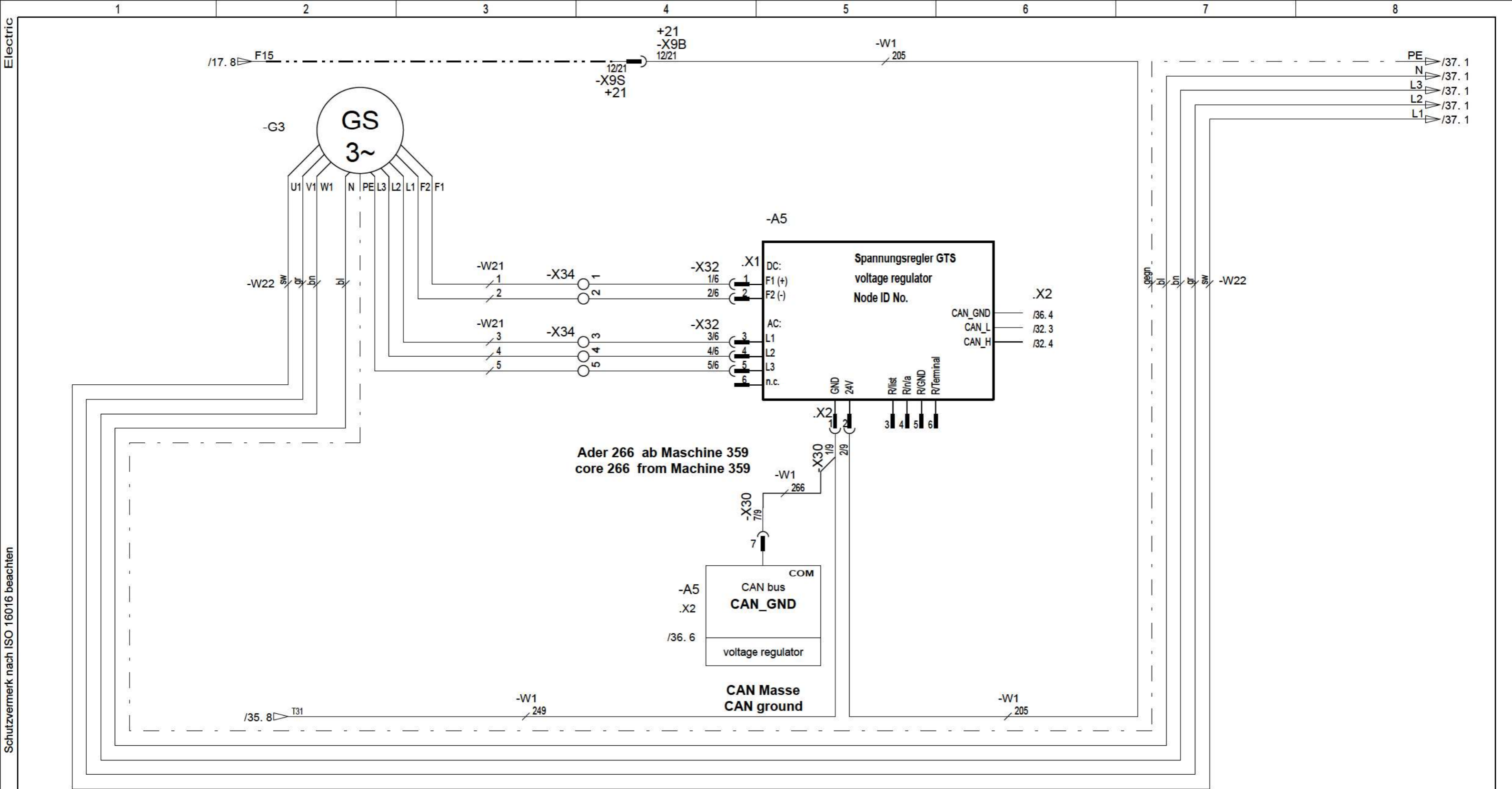
Material No.:  
2212099  
 Revision No.:  
00\_00\_00



Document No.: Partial Document No.: Version No.:  
 Series code: 08.11 Valid for Serial No.:  
 from 0434 to XXXX  
 Sheet plant:  
 Sheet Location:

**Bohlenheizung, Steuerung  
screed heating, controller**

Sheet  
**35**  
 of  
**90** Sheets



Schutzvermerk nach ISO 16016 beachten

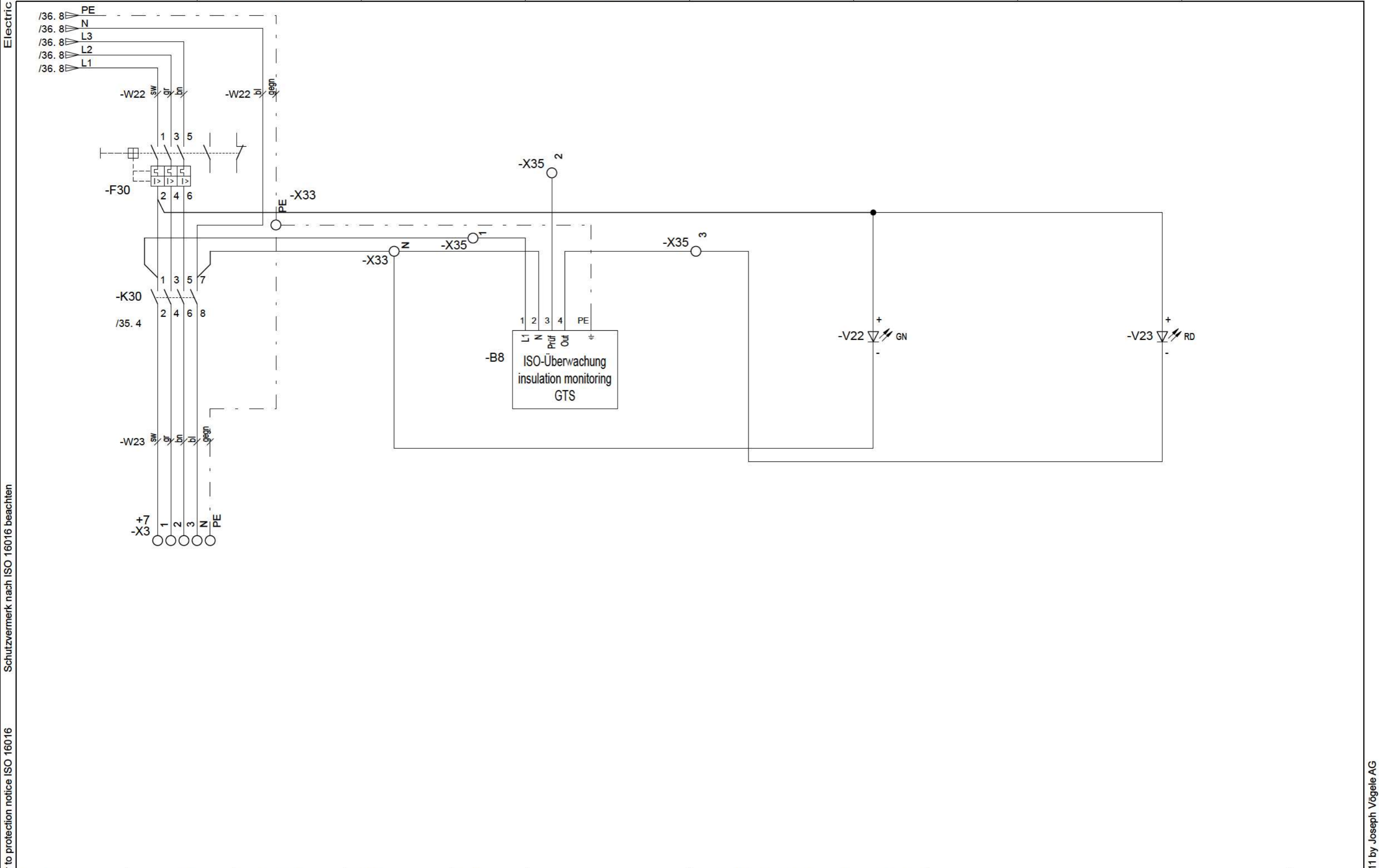
Refer to protection notice ISO 16016

© 2011 by Joseph Vögele AG

Drawing by:		Approved by:		last change:		Status:		Material No.:		Document No.:		Partial Document No.:		Version No.:	
date	12.05.2011	date	12.05.2011	date		SF AE=changable PF=prototype release SF=serial release		2212099		08.11		Valid for Serial No.:		from 0434 to XXXX	
name	Diesner	name	Diesner	name				Revision No.:		Sheet plant:		Sheet Location:			
E - CAE		Document type:		Function group No.:				00_00_00							
		ESP		6											

Bohlenheizung, Hauptstromkreis  
screed heating, primary current circuit

Sheet  
36  
of  
90  
Sheets



Refer to protection notice ISO 16016  
Schutzvermerk nach ISO 16016 beachten

<b>Drawing by:</b>	<b>Approved by:</b>	<b>last change:</b>
date 12.05.2011	date 12.05.2011	date
name Diesner	name Diesner	name
E - CAE	<b>Document type:</b> ESP	<b>Function group No.:</b> 6

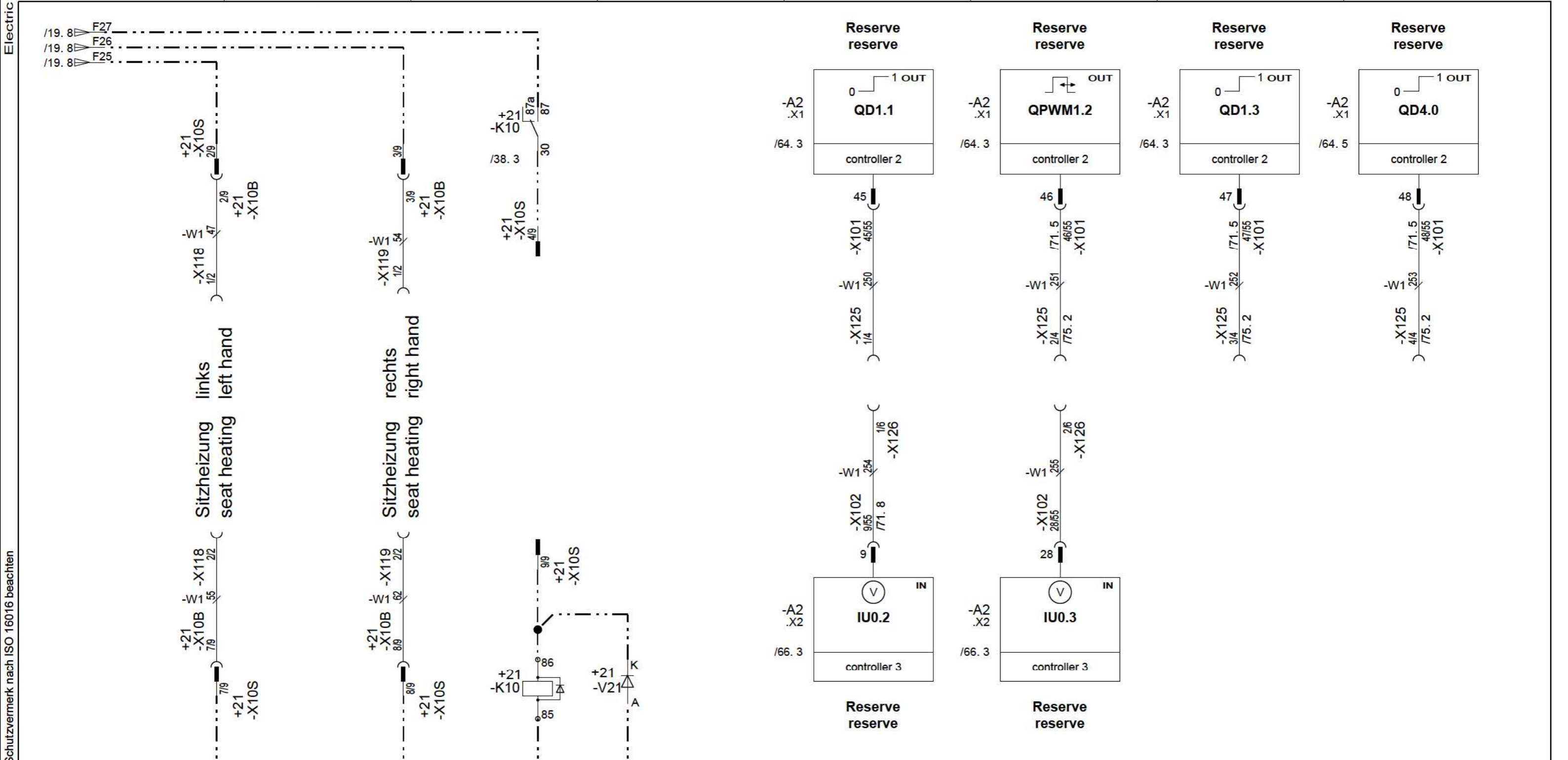
**Status:**  
SF AE=changable  
PF=prototype release  
SF=serial release

Material No.: 2212099  
Revision No.: 00\_00\_00



Document No.: Partial Document No.: Version No.:	
Series code: 08.11	Valid for Serial No.: from 0434 to XXXX
Sheet plant: Sheet Location:	

**Bohlenheizung, Hauptstromkreis  
screed heating, primary current circuit**



/35. 8 T31 /39. 1

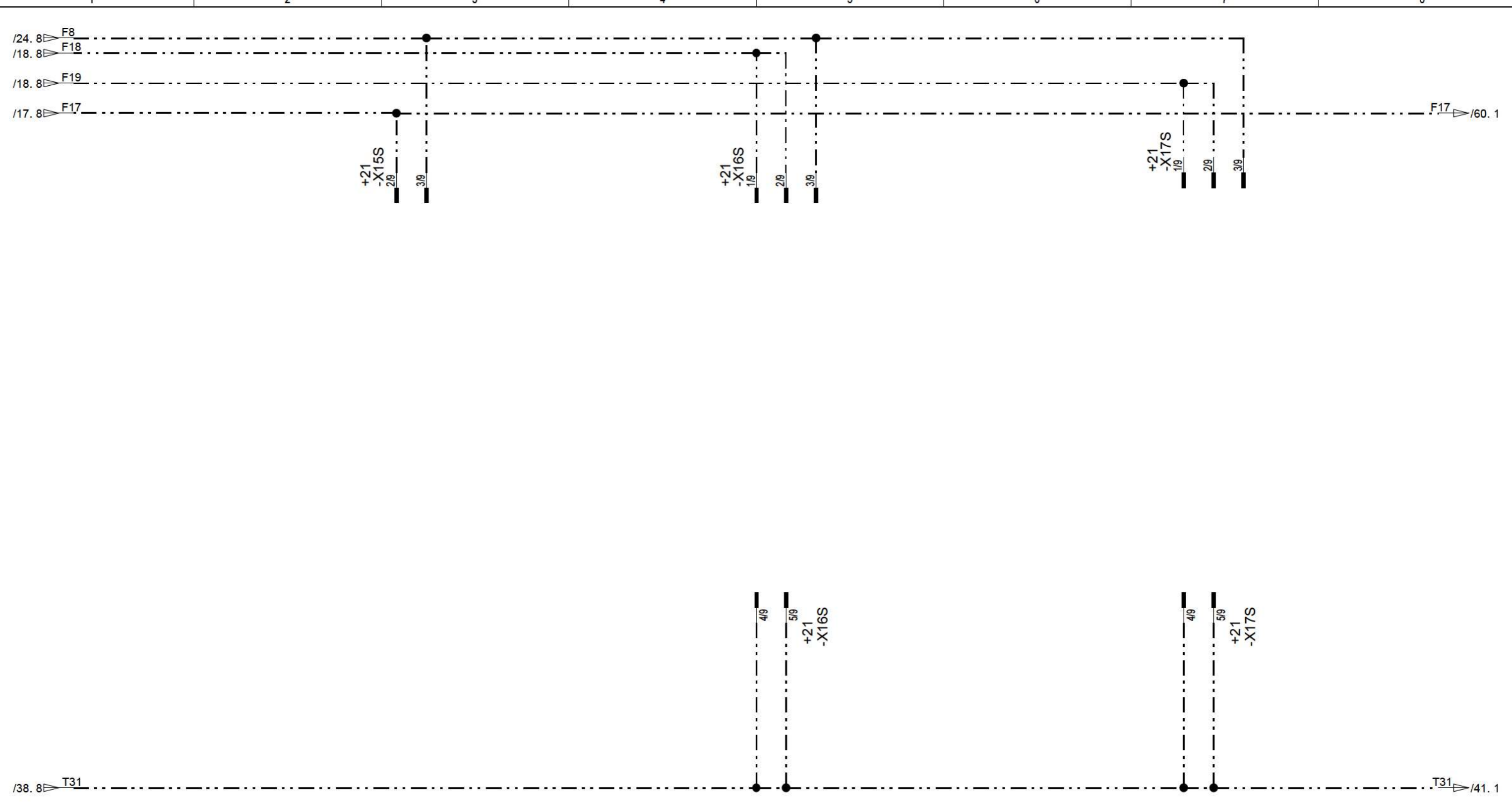


Drawing by:		Approved by:		last change:		Status:		Material No.:		Document No.: Partial Document No.: Version No.:		Optionen options	Sheet 38 of 90 Sheets
date 12.05.2011		date 12.05.2011		date		SF AE=changable PF=prototype release SF=serial release		2212099					
name Diesner		name Diesner		name				Revision No.:		Series code: Valid for Serial No.:			
E - CAE		Document type: <b>ESP</b>		Function group No.: <b>6</b>				00_00_00		08.11 from 0434 to XXXX			
										Sheet plant: Sheet Location:			

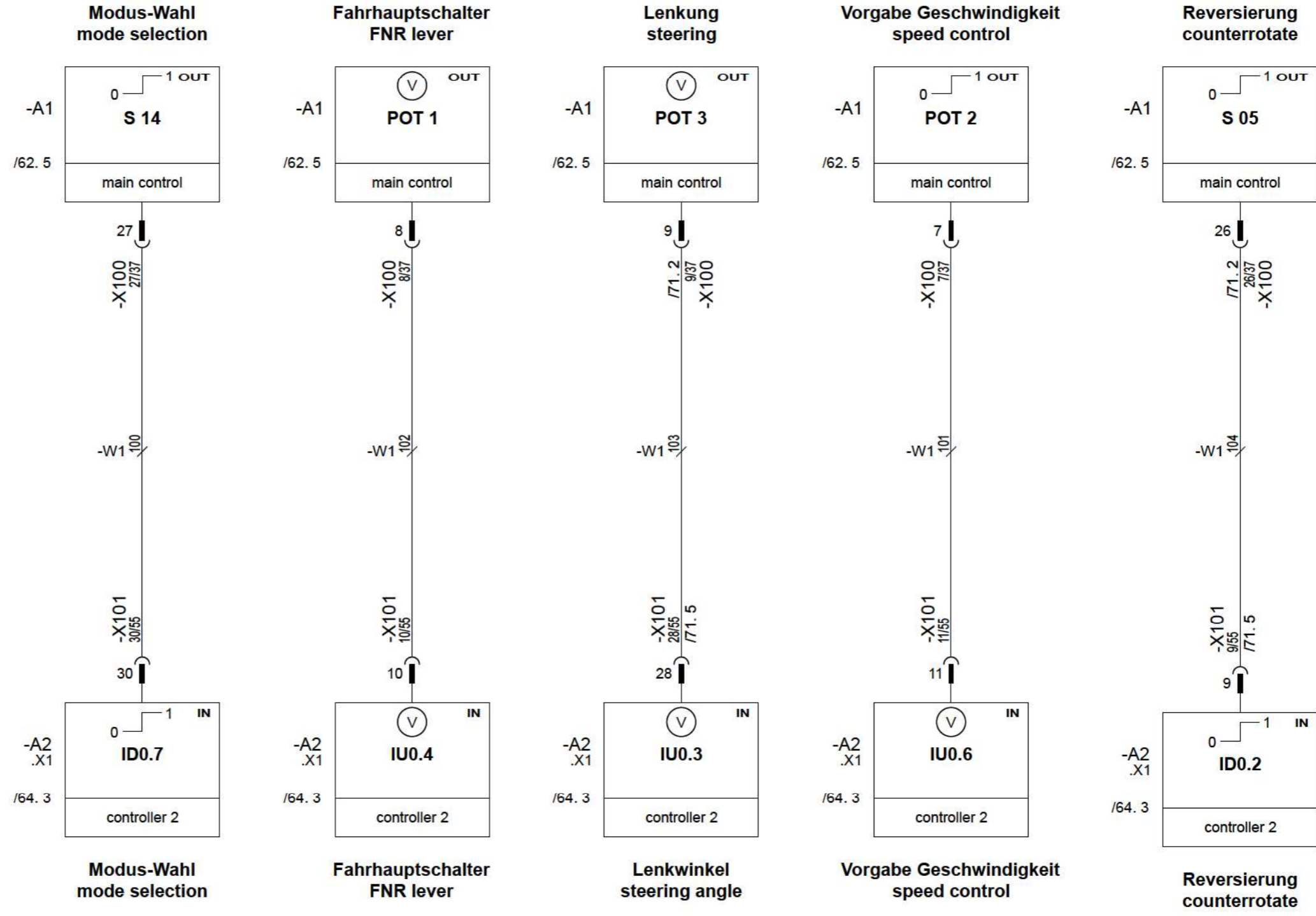
Electric

Schutzvermerk nach ISO 16016 beachten

Refer to protection notice ISO 16016



<b>Drawing by:</b>		<b>Approved by:</b>		<b>last change:</b>		<b>Status:</b>		Material No.: 2212099		Document No.: Partial Document No.: Version No.:		Optionen, CAN-Knoten options, CAN node	Sheet <b>39</b> of <b>90</b> Sheets
date	12.05.2011	date	12.05.2011	date		<b>SF</b> AE = changable PF = prototype release SF = serial release	Revision No.:	00_00_00		Series code:	Valid for Serial No.:		
name	Diesner	name	Diesner	name			Sheet plant:			from	0434 to XXXX		
E - CAE		<b>Document type:</b> <b>ESP</b>		<b>Function group No.:</b> <b>6</b>									



Schutzvermerk nach ISO 16016 beachten

Refer to protection notice ISO 16016

<b>Drawing by:</b>		<b>Approved by:</b>		<b>last change:</b>	
date	12.05.2011	date	12.05.2011	date	
name	Diesner	name	Diesner	name	
E - CAE		<b>Document type:</b>		<b>Function group No.:</b>	
		<b>ESP</b>		<b>8</b>	

**Status:**  
**SF** AE=changable  
 PF=prototype release  
 SF=serial release

Material No.: 2212099  
 Revision No.: 00\_00\_00



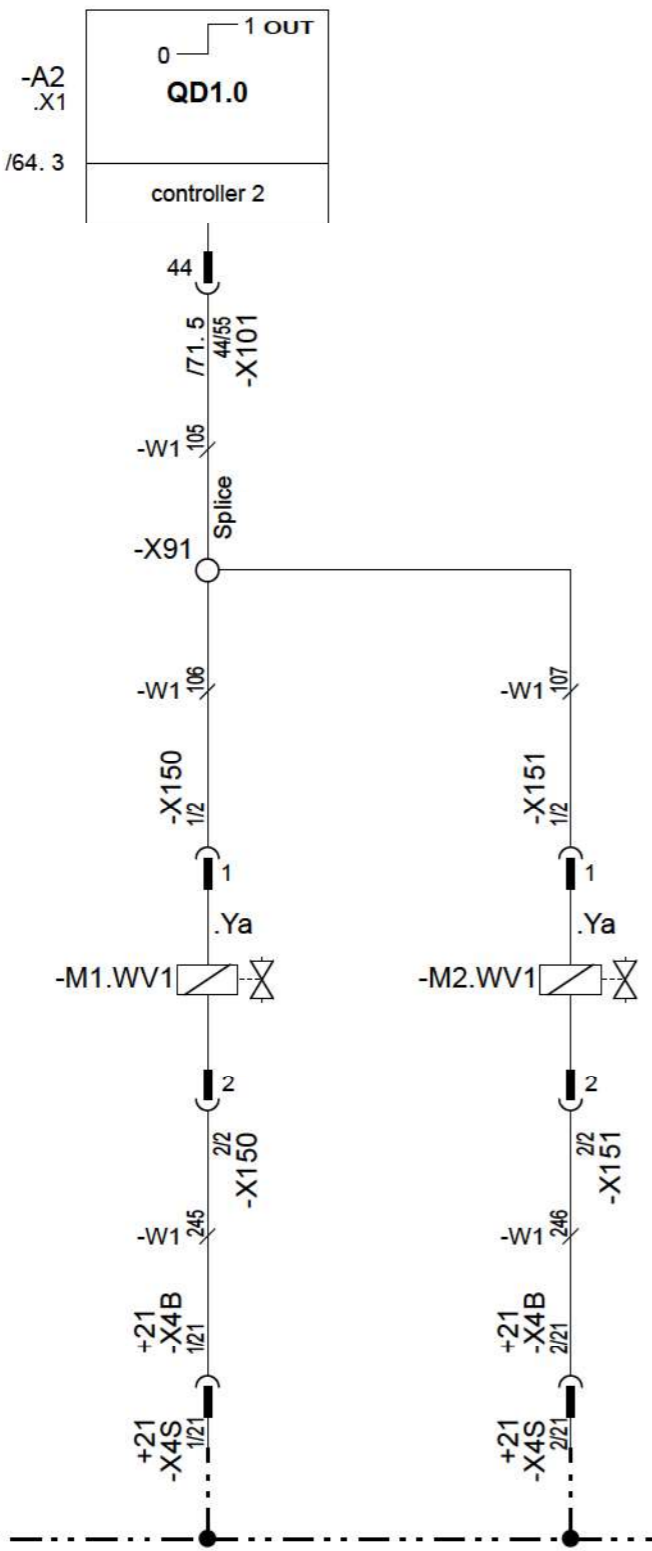
Document No.: Partial Document No.: Version No.:  
 Series code: 08.11 Valid for Serial No.: from 0434 to XXXX  
 Sheet plant:  
 Sheet Location:

Joysticks, Vorschub  
 joysticks, speed potentiometer

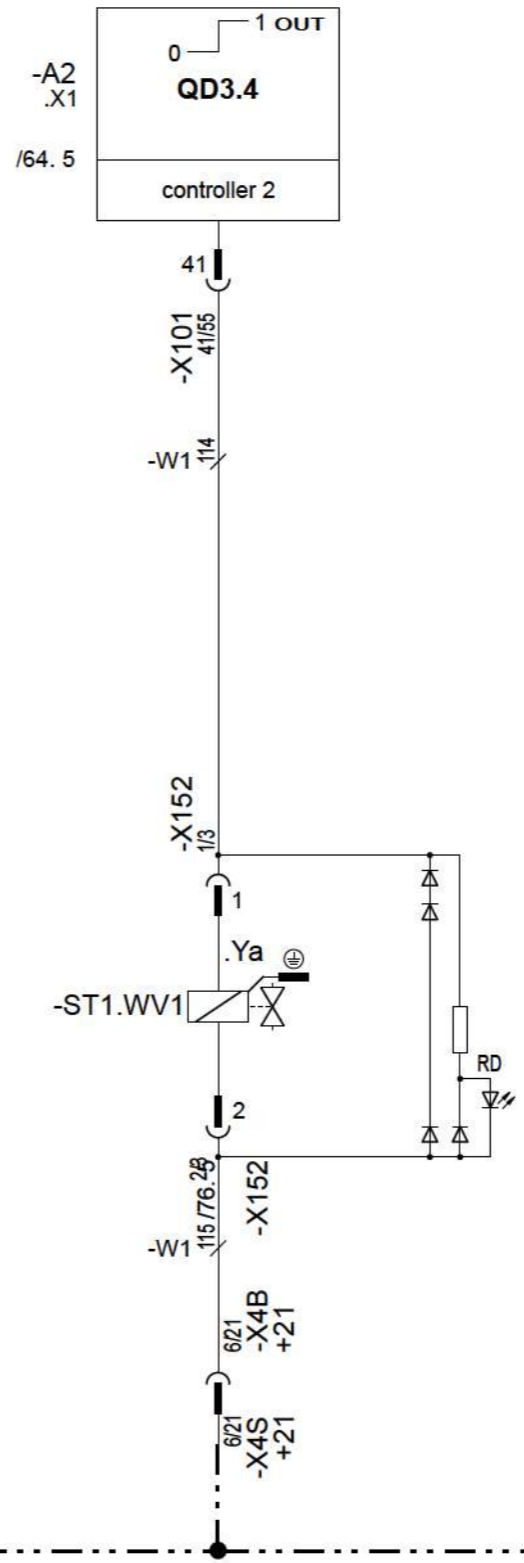
Sheet  
**40**  
 of  
**90** Sheets



**Arbeitsgang  
gear for paving**



**Parkbremse  
parking brake**



Schutzvermerk nach ISO 16016 beachten

Refer to protection notice ISO 16016

<b>Drawing by:</b>		<b>Approved by:</b>		<b>last change:</b>		<b>Status:</b>		Material No.: 2212099	
date	12.05.2011	date	12.05.2011	date		<b>SF</b>	AE = changable	Revision No.:	00_00_00
name	Diesner	name	Diesner	name			PF = prototype release	SF = serial release	
E - CAE		<b>Document type:</b>		<b>Function group No.:</b>					
		<b>ESP</b>		<b>8</b>					

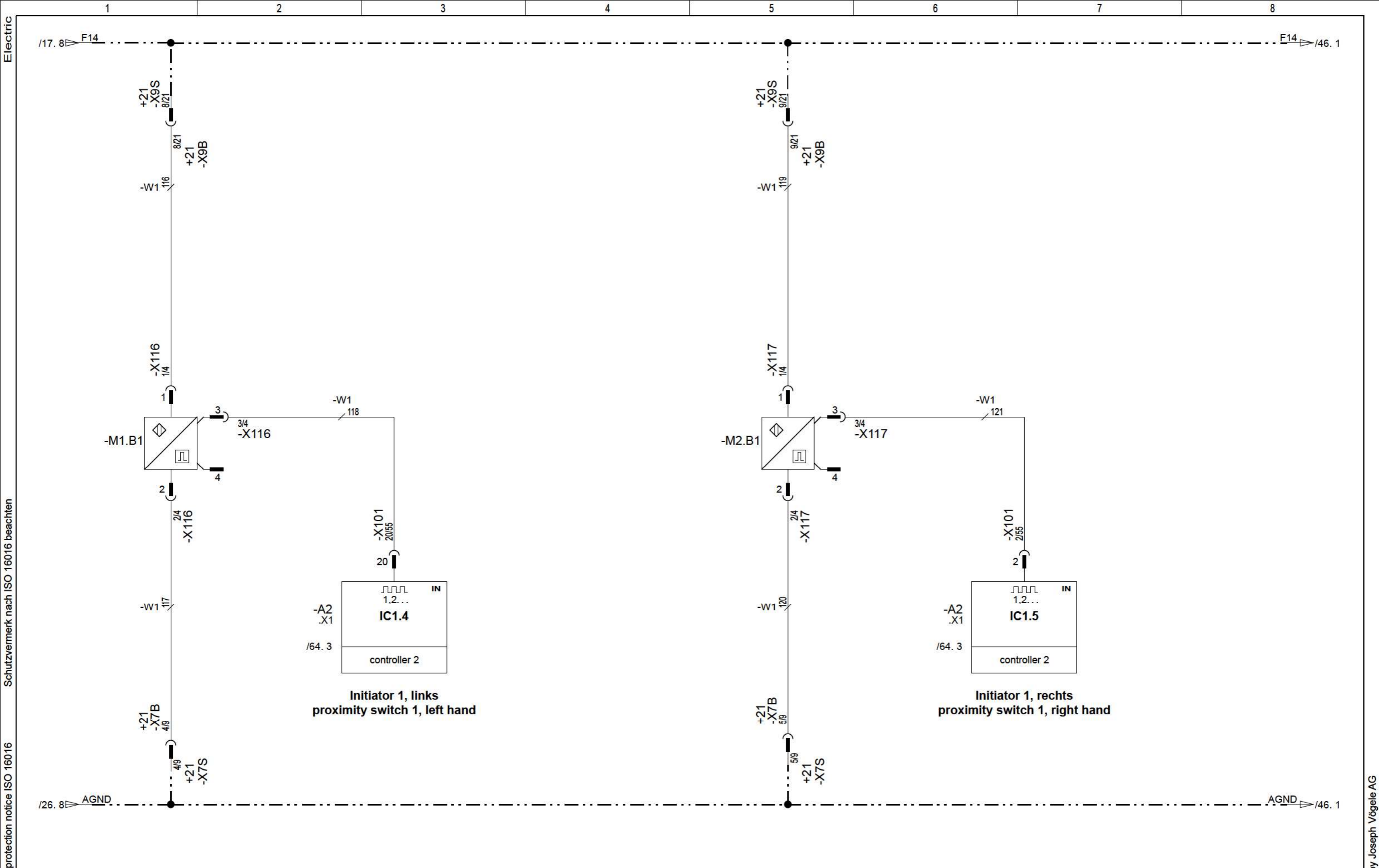


Document No.: Partial Document No.: Version No.:		
Series code:	Valid for Serial No.:	
08.11	from 0434 to XXXX	
Sheet plant:		
Sheet Location:		

**Arbeitsgang  
gear for paving**

Sheet  
**41**  
of  
**90**  
Sheets

© 2011 by Joseph Vögele AG



Refer to protection notice ISO 16016

Electric

Schutzvermerk nach ISO 16016 beachten

© 2011 by Joseph Vögele AG

<b>Drawing by:</b>		<b>Approved by:</b>		<b>last change:</b>	
date	12.05.2011	date	12.05.2011	date	
name	Diesner	name	Diesner	name	
E - CAE		<b>Document type:</b>		<b>Function group No.:</b>	
		<b>ESP</b>		<b>8</b>	

**Status:**  
 SF AE=changable  
 PF=prototype release  
 SF=serial release

Material No.: 2212099  
 Revision No.: 00\_00\_00



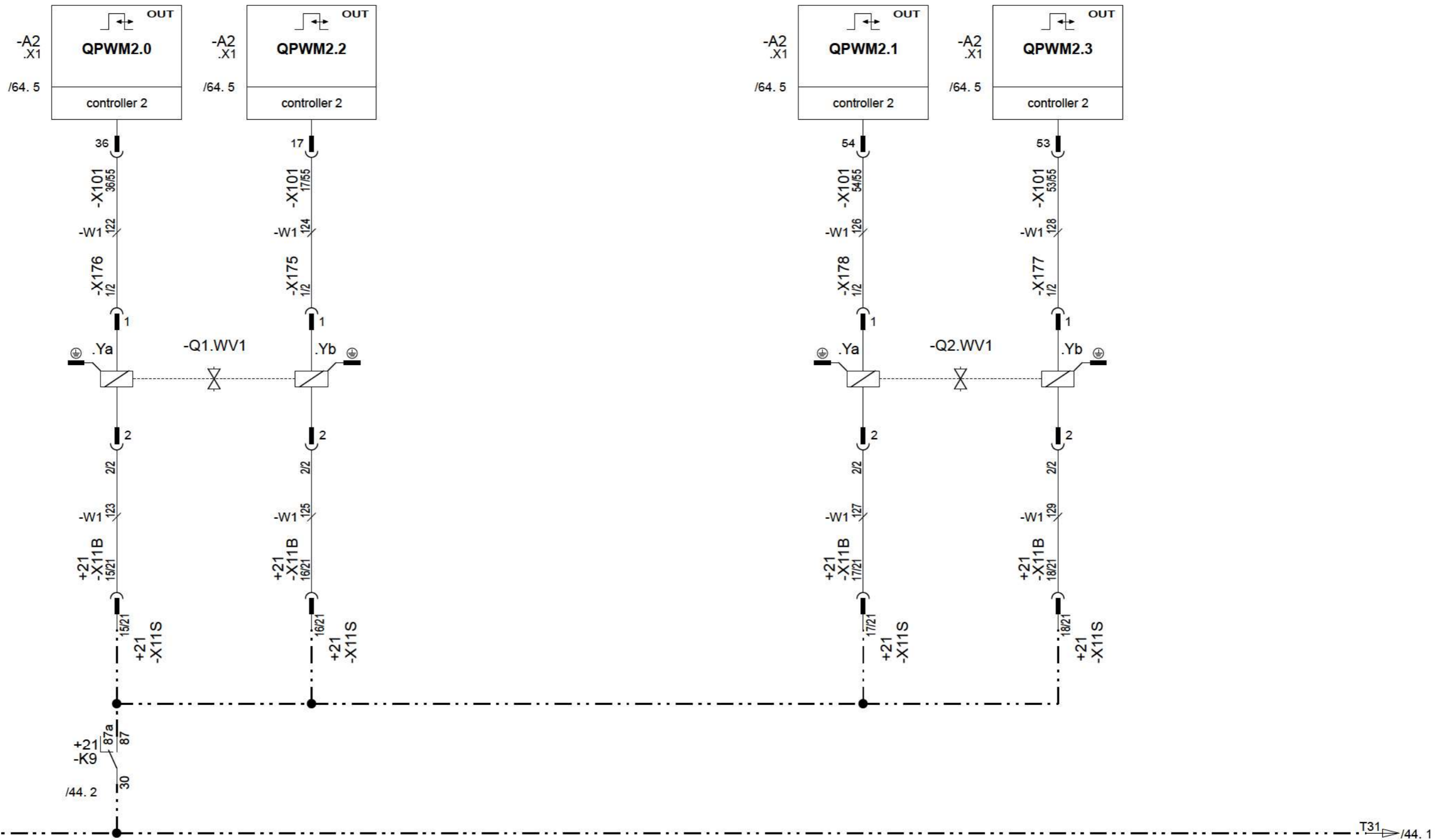
Document No.: Partial Document No.: Version No.:	
Series code:	Valid for Serial No.:
08.11	from 0434 to XXXX
Sheet plant:	
Sheet Location:	

**Initiatoren  
proximity switch**

Sheet  
**42**  
 of  
**90** Sheets

Hydraulikpumpe vorwärts, links traction propel forward, left hand  
 Hydraulikpumpe rückwärts, links traction propel reverse, left hand

Hydraulikpumpe vorwärts, rechts traction propel forward, right hand  
 Hydraulikpumpe rückwärts, rechts traction propel reverse, right hand



Schutzvermerk nach ISO 16016 beachten

Refer to protection notice ISO 16016

Drawing by:		Approved by:		last change:	
date	12.05.2011	date	12.05.2011	date	
name	Diesner	name	Diesner	name	
E - CAE		Document type:		Function group No.:	
		ESP		8	

Status:	Material No.:
SF AE=changable	2212099
PF=prototype release	Revision No.:
SF=serial release	00_00_00



Document No.:		Partial Document No.:		Version No.:	
Series code:	Valid for Serial No.:				
08.11	from 0434 to XXXX				
Sheet plant:					
Sheet Location:					

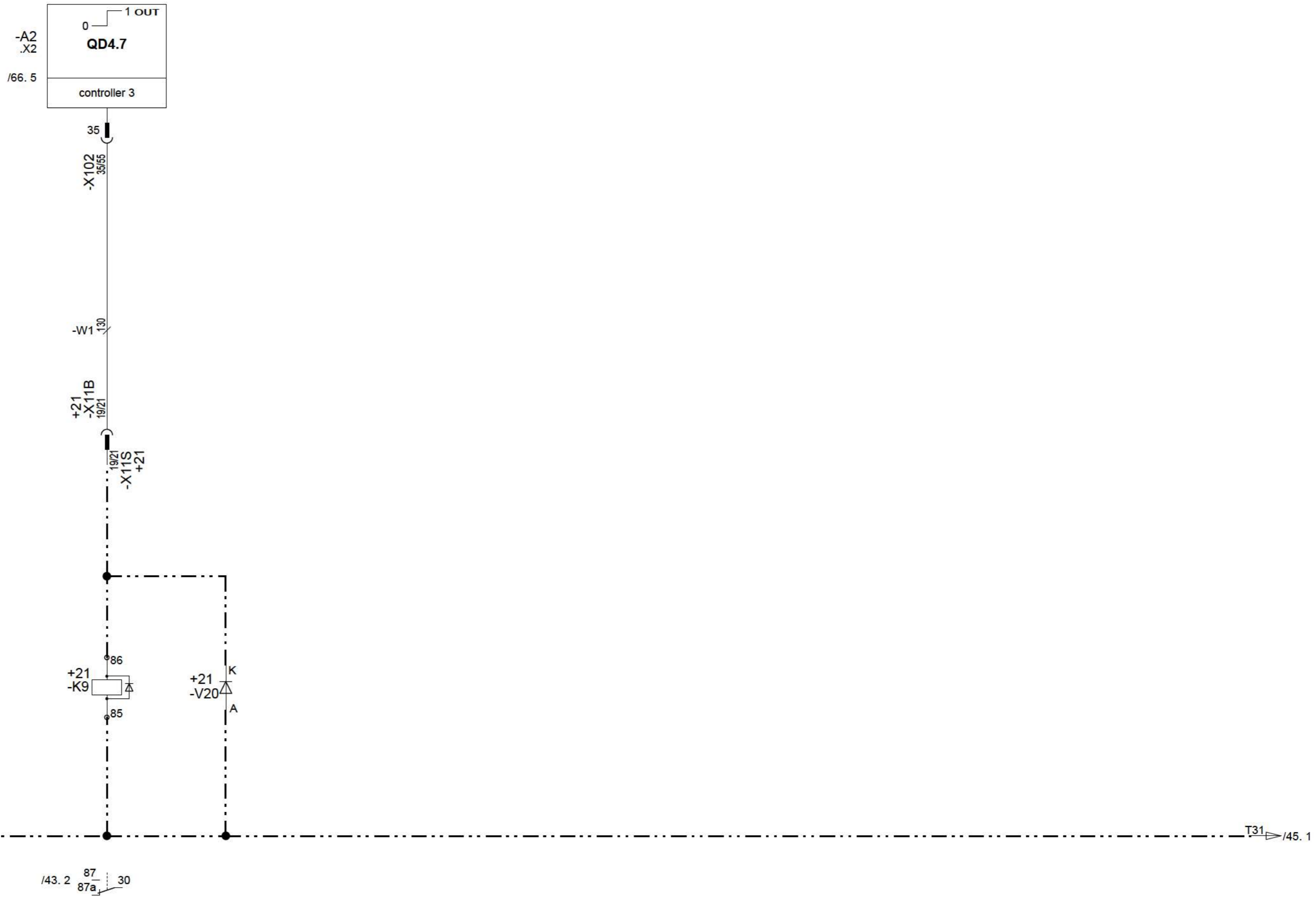
Fahrtrieb  
propel system

Electric

Schutzvermerk nach ISO 16016 beachten

Refer to protection notice ISO 16016

**Freigabe Fahrtrieb  
release propel system**



<b>Drawing by:</b>		<b>Approved by:</b>		<b>last change:</b>	
date	12.05.2011	date	12.05.2011	date	
name	Diesner	name	Diesner	name	
E - CAE		<b>Document type:</b> ESP		<b>Function group No.:</b> 8	

**Status:**  
**SF** AE = changable  
 PF = prototype release  
 SF = serial release

Material No.:  
2212099  
 Revision No.:  
00\_00\_00




Document No.:		Partial Document No.:		Version No.:	
Series code:	08.11	Valid for Serial No.:		from 0434 to XXXX	
Sheet plant:		Sheet Location:			

Fahrtrieb  
propel system

Sheet  
**44**  
of  
**90** Sheets

© 2011 by Joseph Vögele AG

**Rückwärtssignal  
back-up signal**



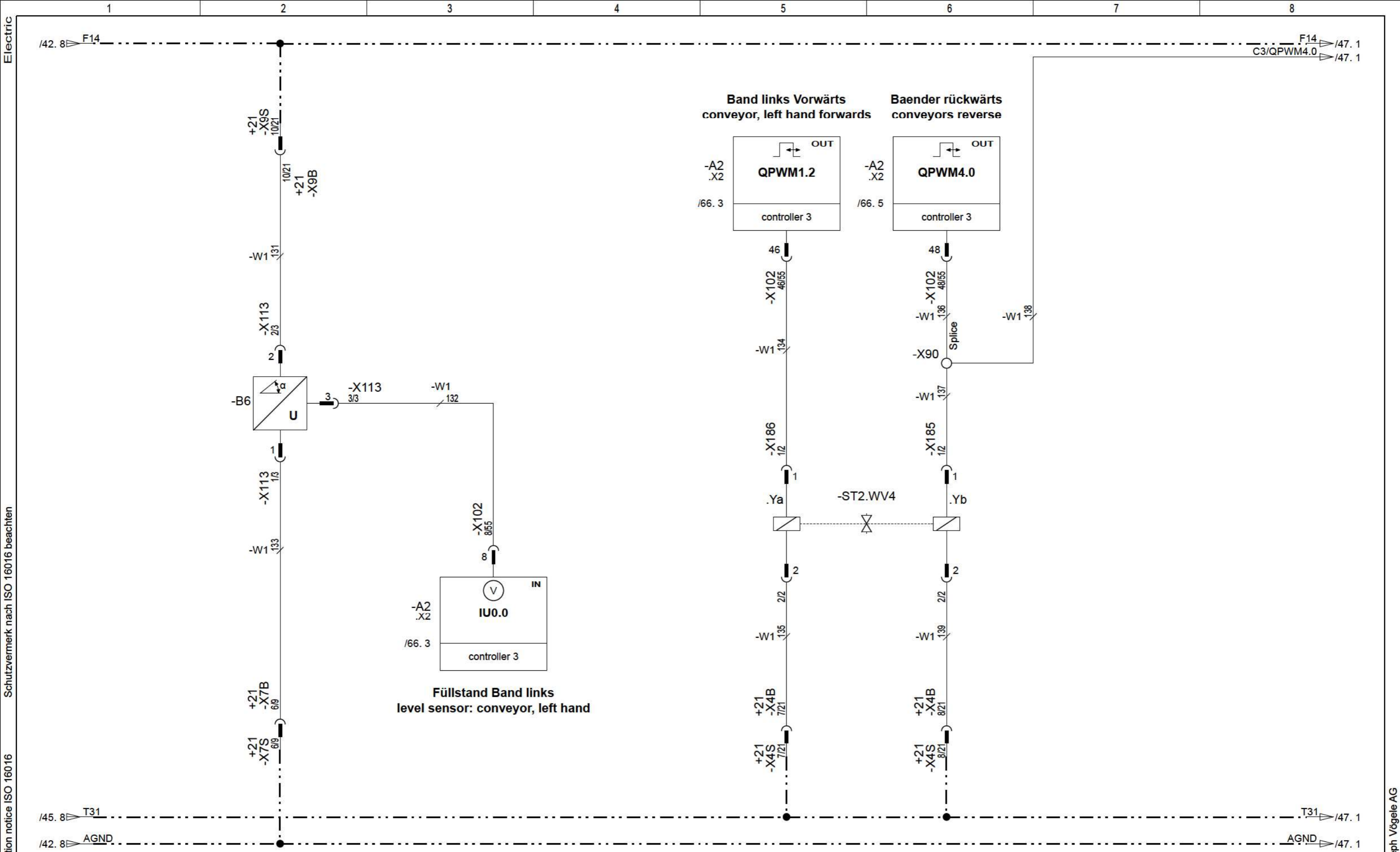
<b>Drawing by:</b>	<b>Approved by:</b>	<b>last change:</b>
date 12.05.2011	date 12.05.2011	date
name Diesner	name Diesner	name
E - CAE	<b>Document type:</b> ESP	<b>Function group No.:</b> 8

<b>Status:</b> SF	AE = changable PF = prototype release SF = serial release	Material No.: 2212099 Revision No.: 00_00_00
----------------------	---	---



Document No.: Partial Document No.: Version No.:		
Series code: 08.11	Valid for Serial No.: from 0434 to XXXX	
Sheet plant: Sheet Location:		

Rückwärtssignal  
back-up signal



Refer to protection notice ISO 16016  
Schutzvermerk nach ISO 16016 beachten

<b>Drawing by:</b>		<b>Approved by:</b>		<b>last change:</b>	
date	12.05.2011	date	12.05.2011	date	
name	Diesner	name	Diesner	name	
E - CAE		<b>Document type:</b>		<b>Function group No.:</b>	
		<b>ESP</b>		<b>10</b>	

<b>Status:</b>	Material No.:
SF AE=changable	2212099
PF=prototype release	Revision No.:
SF=serial release	00_00_00



<b>Document No.:</b> Partial Document No.: Version No.:	
Series code:	Valid for Serial No.:
08.11	from 0434 to XXXX
Sheet plant:	
Sheet Location:	

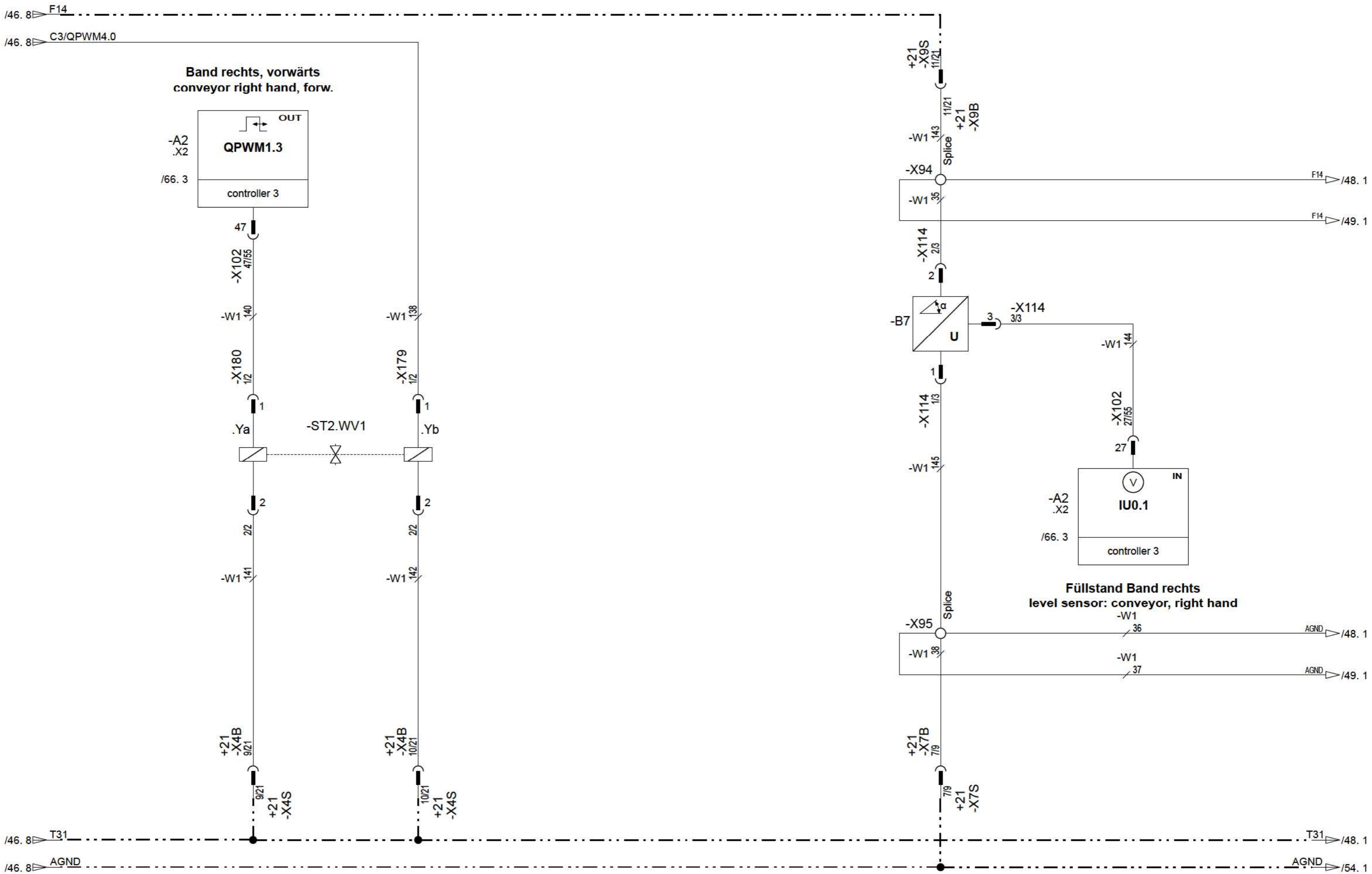
**Bänder, links  
conveyor system, left hand**

© 2011 by Joseph Vögele AG

Electric



Schutzvermerk nach ISO 16016 beachten

Refer to protection notice ISO 16016



<b>Drawing by:</b>		<b>Approved by:</b>		<b>last change:</b>	
date	12.05.2011	date	12.05.2011	date	
name	Diesner	name	Diesner	name	
E - CAE		<b>Document type:</b>		<b>Function group No.:</b>	
		<b>ESP</b>		<b>10</b>	

<b>Status:</b>	AE = changable	Material No.:	2212099
<b>SF</b>	PF = prototype release	Revision No.:	00_00_00
	SF = serial release		

 		<b>Document No.:</b> Partial Document No.: Version No.:	
		Series code:	Valid for Serial No.:
08.11		from 0434 to XXXX	
Sheet plant:			
Sheet Location:			

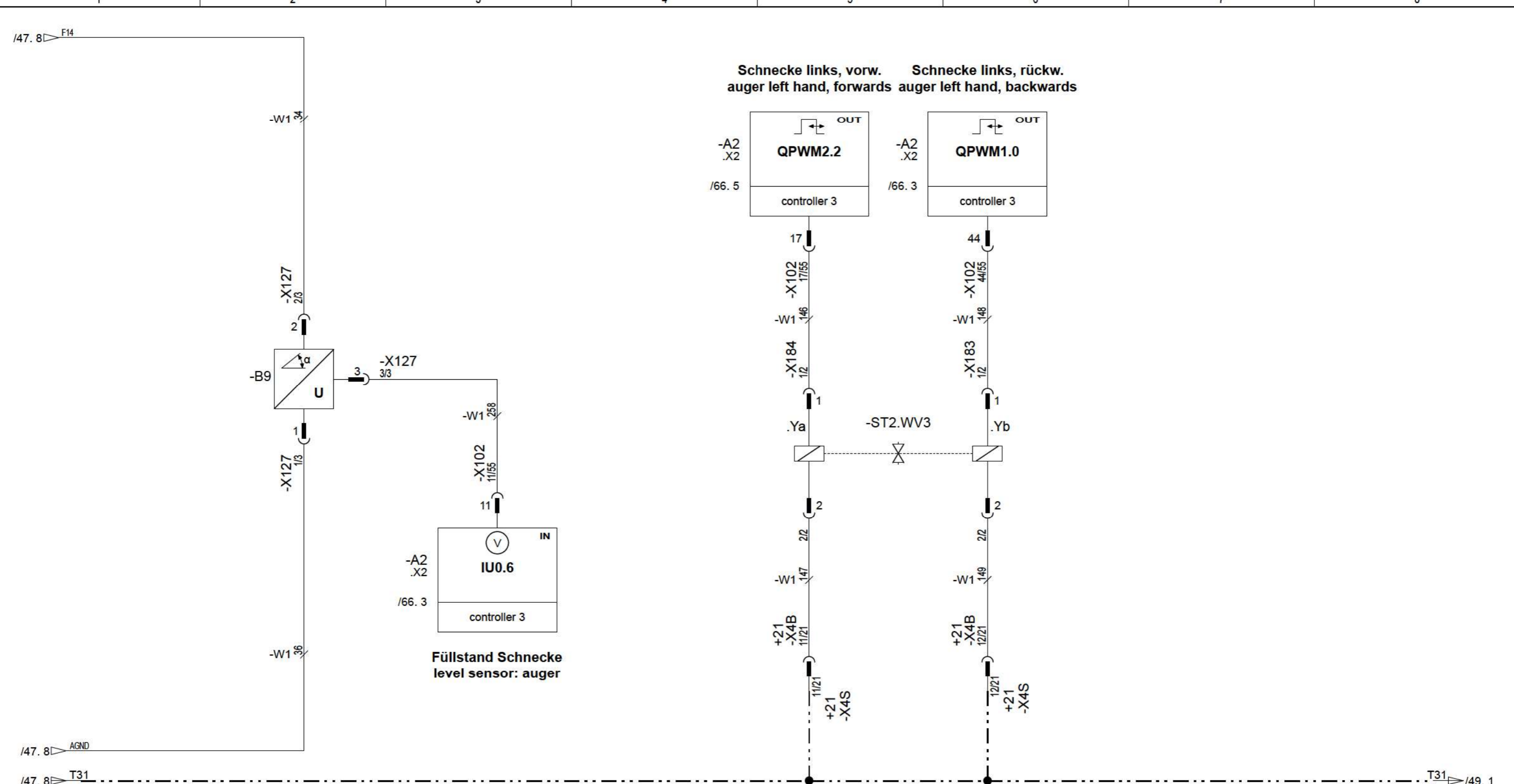
<b>Bänder, rechts</b> <b>conveyor system, right hand</b>	
Sheet	<b>47</b>
of	<b>90</b>
Sheets	90

© 2011 by Joseph Vögele AG

Electric

Schutzvermerk nach ISO 16016 beachten

Refer to protection notice ISO 16016



<b>Drawing by:</b>		<b>Approved by:</b>		<b>last change:</b>	
date	12.05.2011	date	12.05.2011	date	
name	Diesner	name	Diesner	name	
E - CAE		<b>Document type:</b>		<b>Function group No.:</b>	
		<b>ESP</b>		<b>10</b>	

<b>Status:</b>	Material No.:
<b>SF</b> AE=changable	2212099
PF=prototype release	Revision No.:
SF=serial release	00_00_00

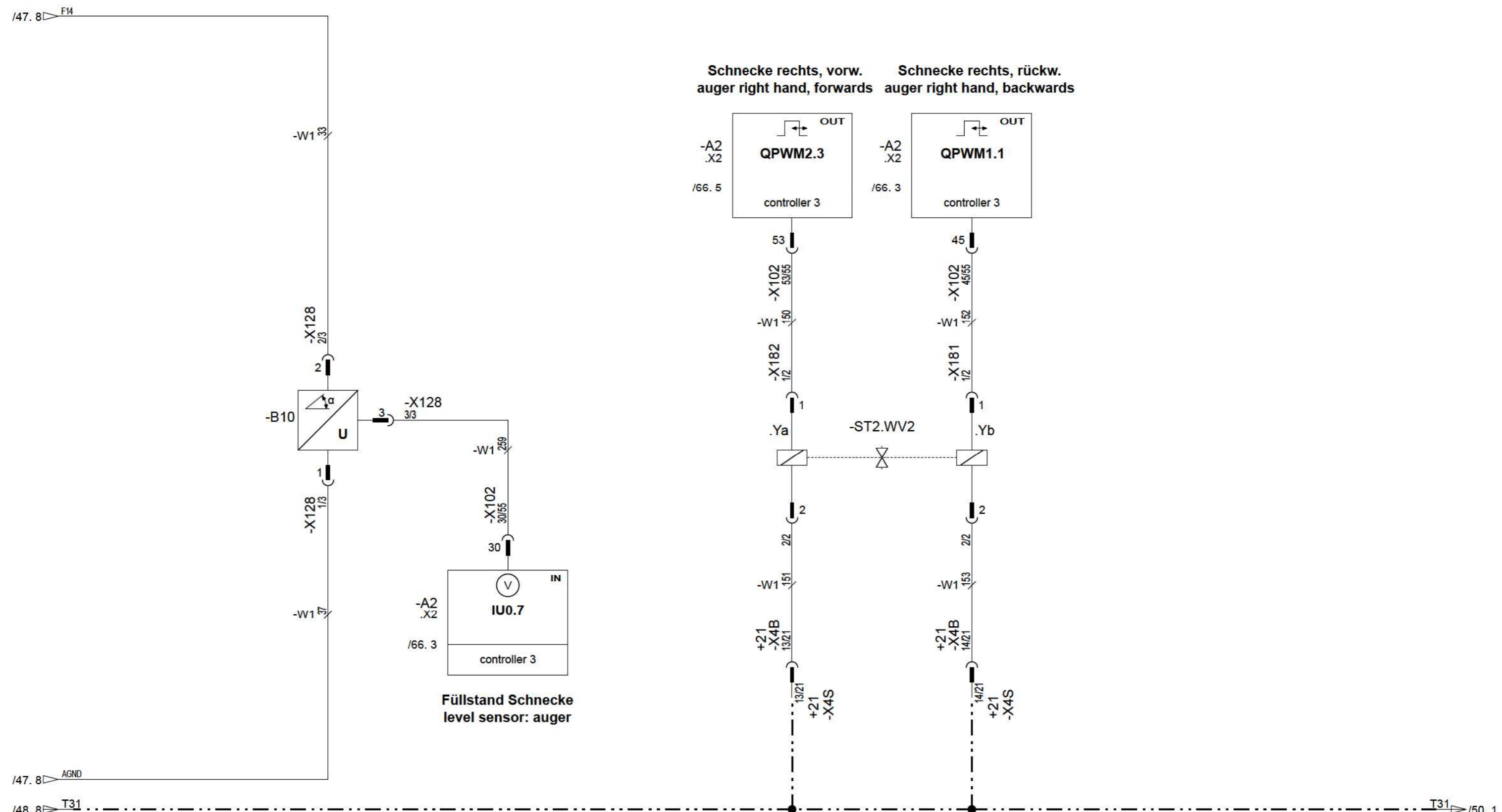


Document No.:		Partial Document No.:	Version No.:
Series code:	Valid for Serial No.:		
08.11	from 0434 to XXXX		
Sheet plant:		Sheet Location:	

**Schnecke linke Seite**  
auger, left hand

© 2011 by Joseph Vögele AG





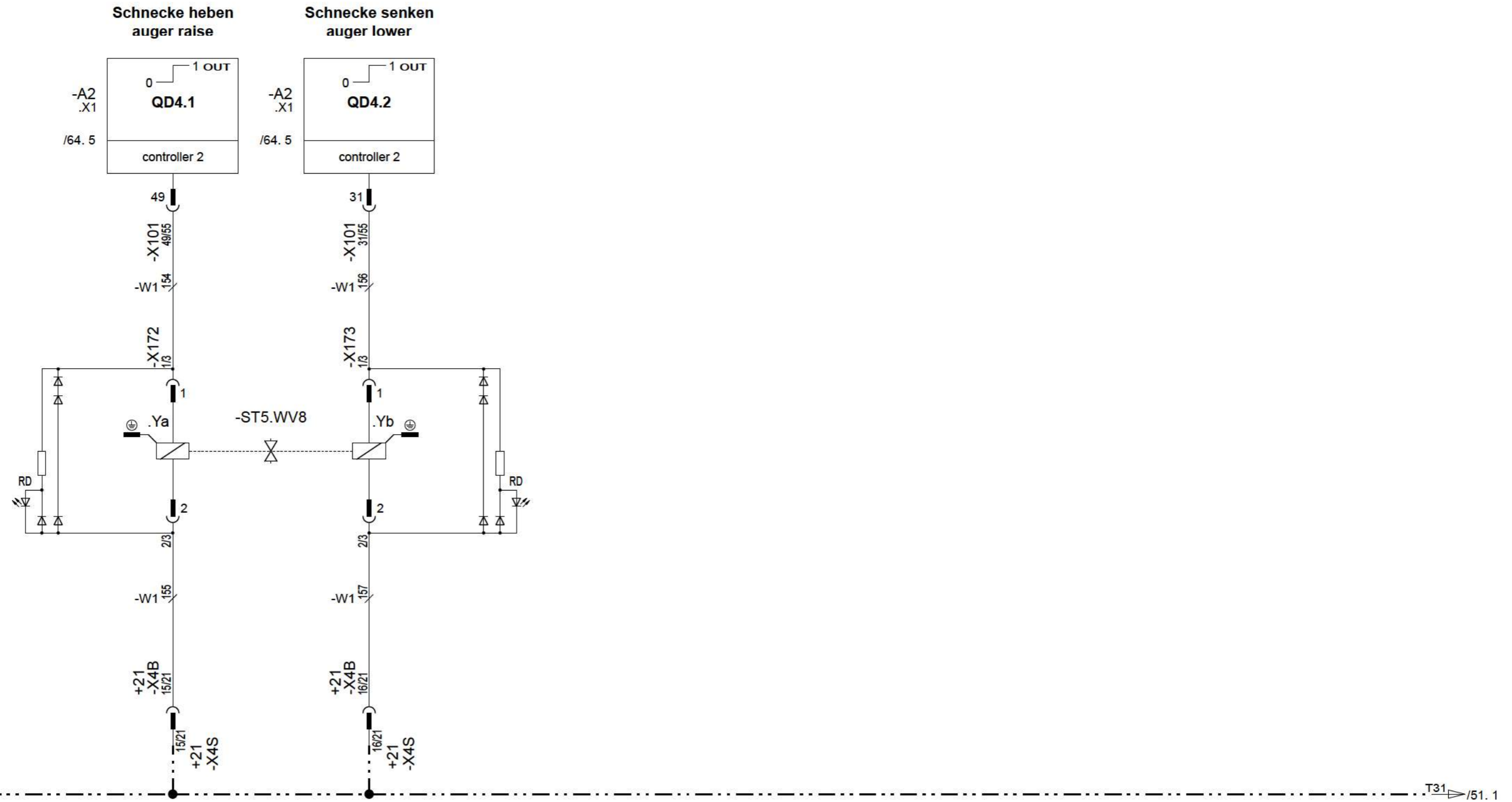
Schutzvermerk nach ISO 16016 beachten

Refer to protection notice ISO 16016

Drawing by:		Approved by:		last change:		Status:		Material No.:		Document No.: Partial Document No.: Version No.:		Sheet <b>49</b> of <b>90</b> Sheets	
date	12.05.2011	date	12.05.2011	date		<b>SF</b> AE = changable PF = prototype release SF = serial release	Revision No.:		Series code:		Valid for Serial No.:		
name	Diesner	name	Diesner	name			00_00_00		08.11		from 0434 to XXXX		
E - CAE		Document type:		Function group No.:				Sheet plant:		Sheet Location:			
		<b>ESP</b>		<b>10</b>									

Schnecke rechts  
auger, right hand

© 2011 by Joseph Vögele AG



<b>Drawing by:</b>		<b>Approved by:</b>		<b>last change:</b>	
date	12.05.2011	date	12.05.2011	date	
name	Diesner	name	Diesner	name	
E - CAE		<b>Document type:</b>		<b>Function group No.:</b>	
		<b>ESP</b>		<b>10</b>	

<b>Status:</b>	Material No.:
<b>SF</b> AE=changable	2212099
PF=prototype release	Revision No.:
SF=serial release	00_00_00



Document No.:		Partial Document No.:	Version No.:
Series code:	Valid for Serial No.:		
08.11	from 0434 to XXXX		
Sheet plant:		Sheet Location:	

**Schnecken heben/senken  
auger raise/lower**

Sheet  
**50**  
of  
**90** Sheets

Bunkerwand links, heben  
hopper left hand, raise

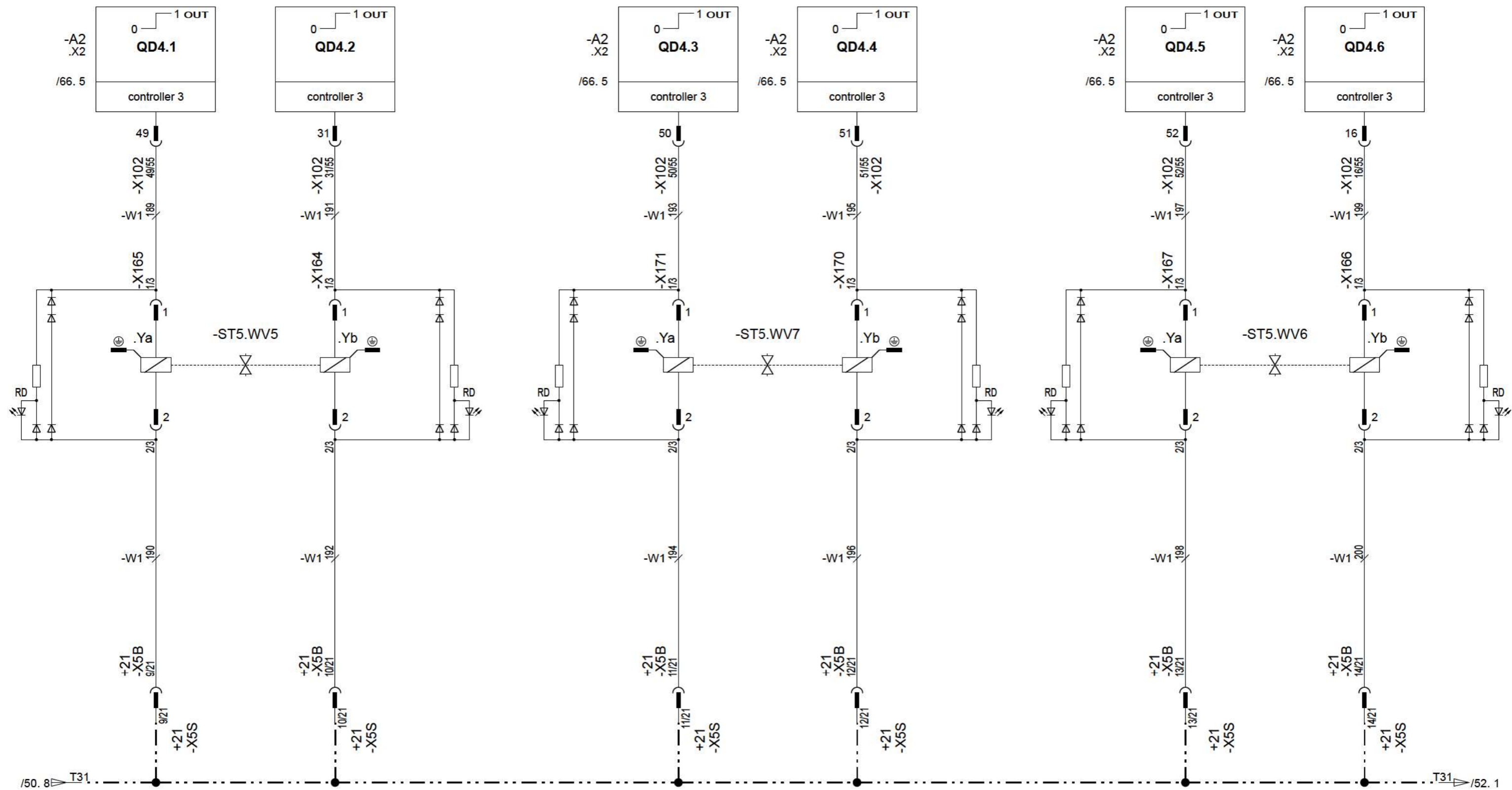
Bunkerwand links, senken  
hopper left hand, lower

Klappe heben  
front apron, raise

Klappe senken  
front apron, lower

Bunkerwand rechts, heben  
hopper right hand, raise

Bunkerwand rechts, senken  
hopper right hand, lower



Schutzvermerk nach ISO 16016 beachten

Refer to protection notice ISO 16016

© 2011 by Joseph Vögele AG

<b>Drawing by:</b>		<b>Approved by:</b>		<b>last change:</b>		<b>Status:</b>		Material No.: 2212099	
date	12.05.2011	date	12.05.2011	date		<b>SF</b>	AE = changable	Revision No.: 00_00_00	
name	Diesner	name	Diesner	name			PF = prototype release		
E - CAE		<b>Document type:</b>		<b>Function group No.:</b>					
		<b>ESP</b>		<b>10</b>					

Document No.: Partial Document No.: Version No.:		
Series code:	Valid for Serial No.:	
08.11	from 0434 to XXXX	
Sheet plant:		
Sheet Location:		

Bunkerwände, Klappe  
hoppers, front apron

Sheet  
**51**  
of  
**90**  
Sheets

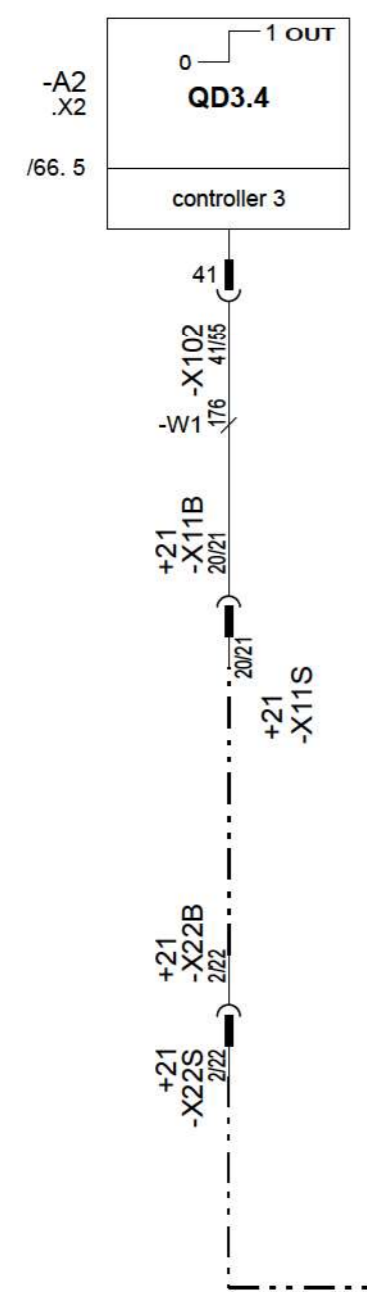
Electric

Schutzvermerk nach ISO 16016 beachten

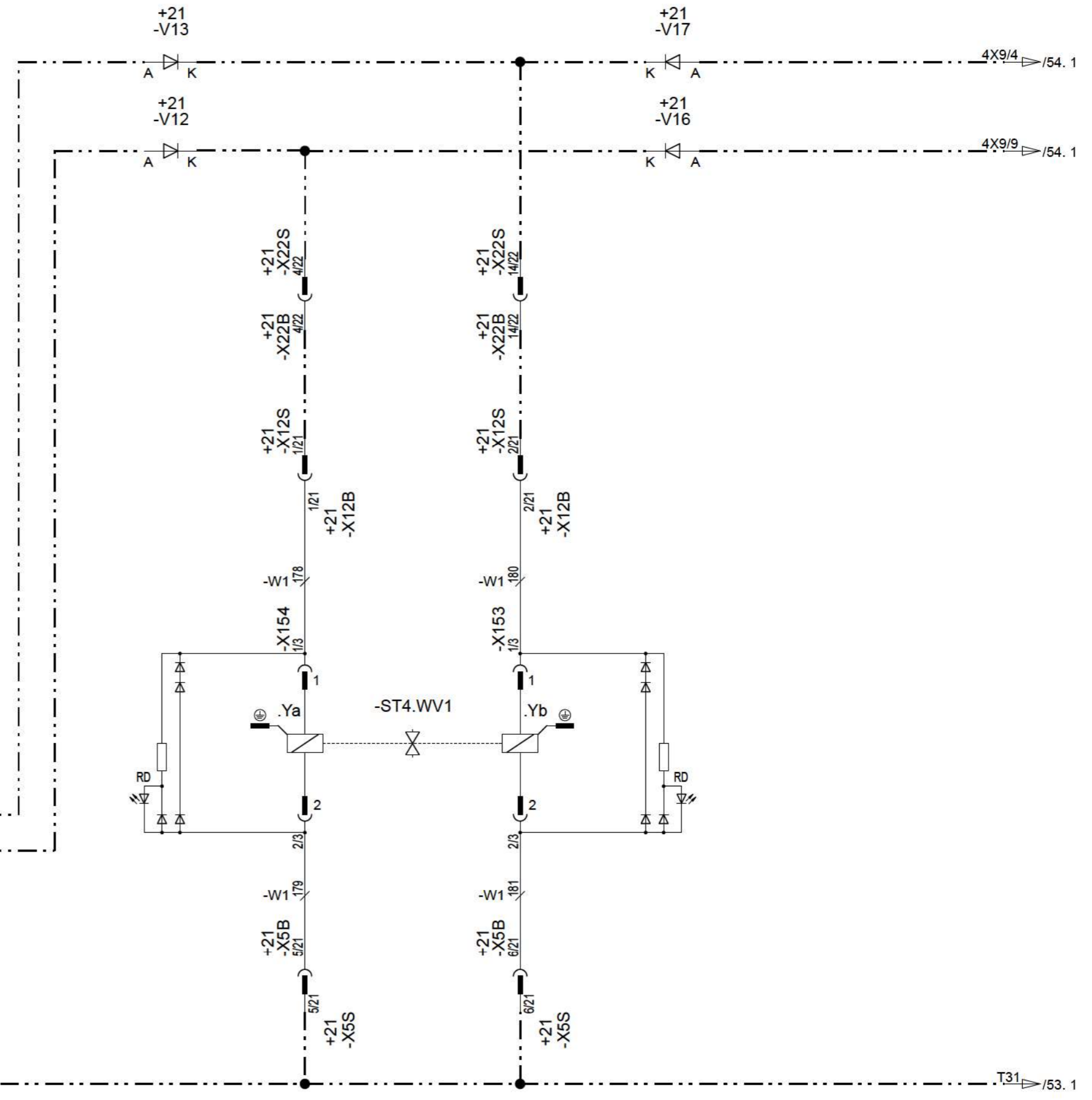
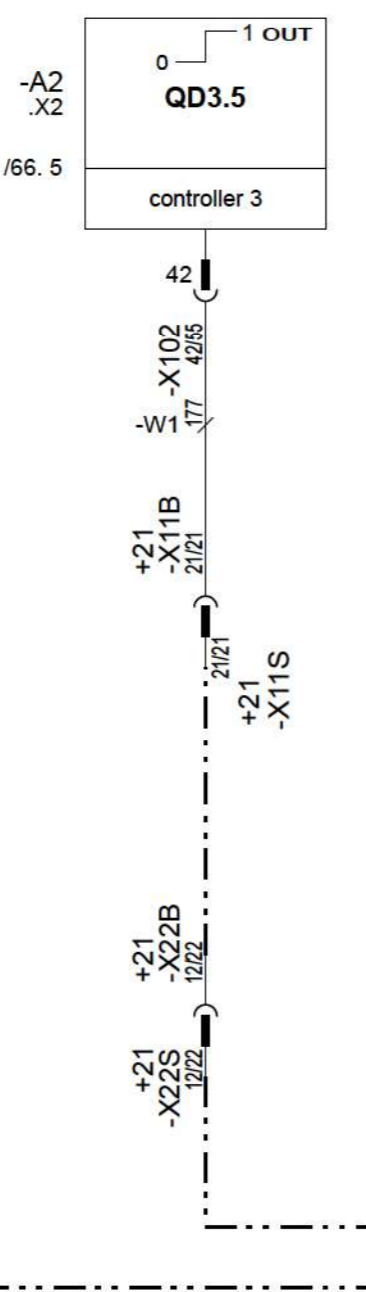
Refer to protection notice ISO 16016

© 2011 by Joseph Vögele AG

**Nivellierung senken  
levelling system (AGS) lowering**



**Nivellierung heben  
levelling system (AGS) raise**



/51.8 T31

T31 /53.1

<b>Drawing by:</b>		<b>Approved by:</b>		<b>last change:</b>	
date	12.05.2011	date	12.05.2011	date	
name	Diesner	name	Diesner	name	
E - CAE		<b>Document type:</b>		<b>Function group No.:</b>	
		<b>ESP</b>		<b>11</b>	

<b>Status:</b>	AE = changable	Material No.:	2212099
<b>SF</b>	PF = prototype release	Revision No.:	00_00_00
	SF = serial release		



<b>Document No.:</b> Partial Document No.: Version No.:	
<b>Series code:</b>	<b>Valid for Serial No.:</b>
08.11	from 0434 to XXXX
<b>Sheet plant:</b>	
<b>Sheet Location:</b>	

**Nivellierung  
levelling system (AGS)**

Sheet  
**52**  
of  
**90**  
Sheets

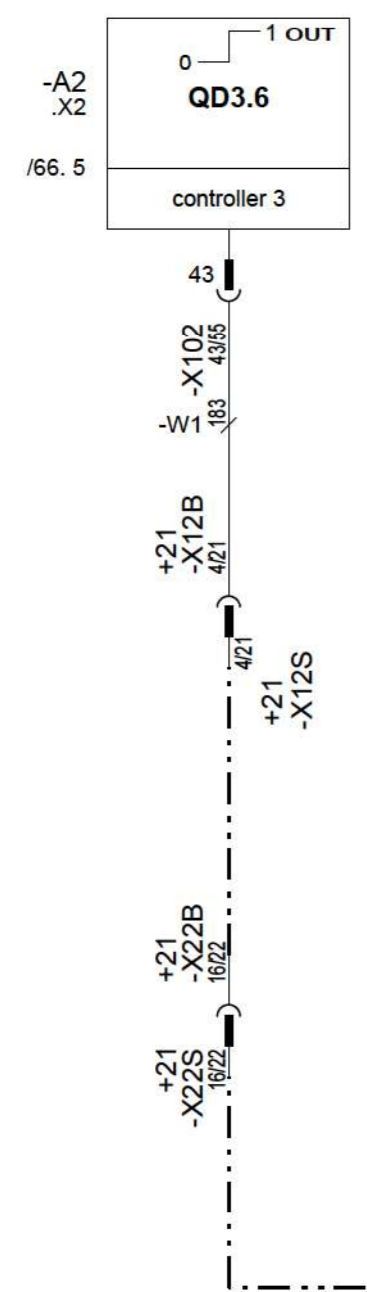
Electric

Schutzvermerk nach ISO 16016 beachten

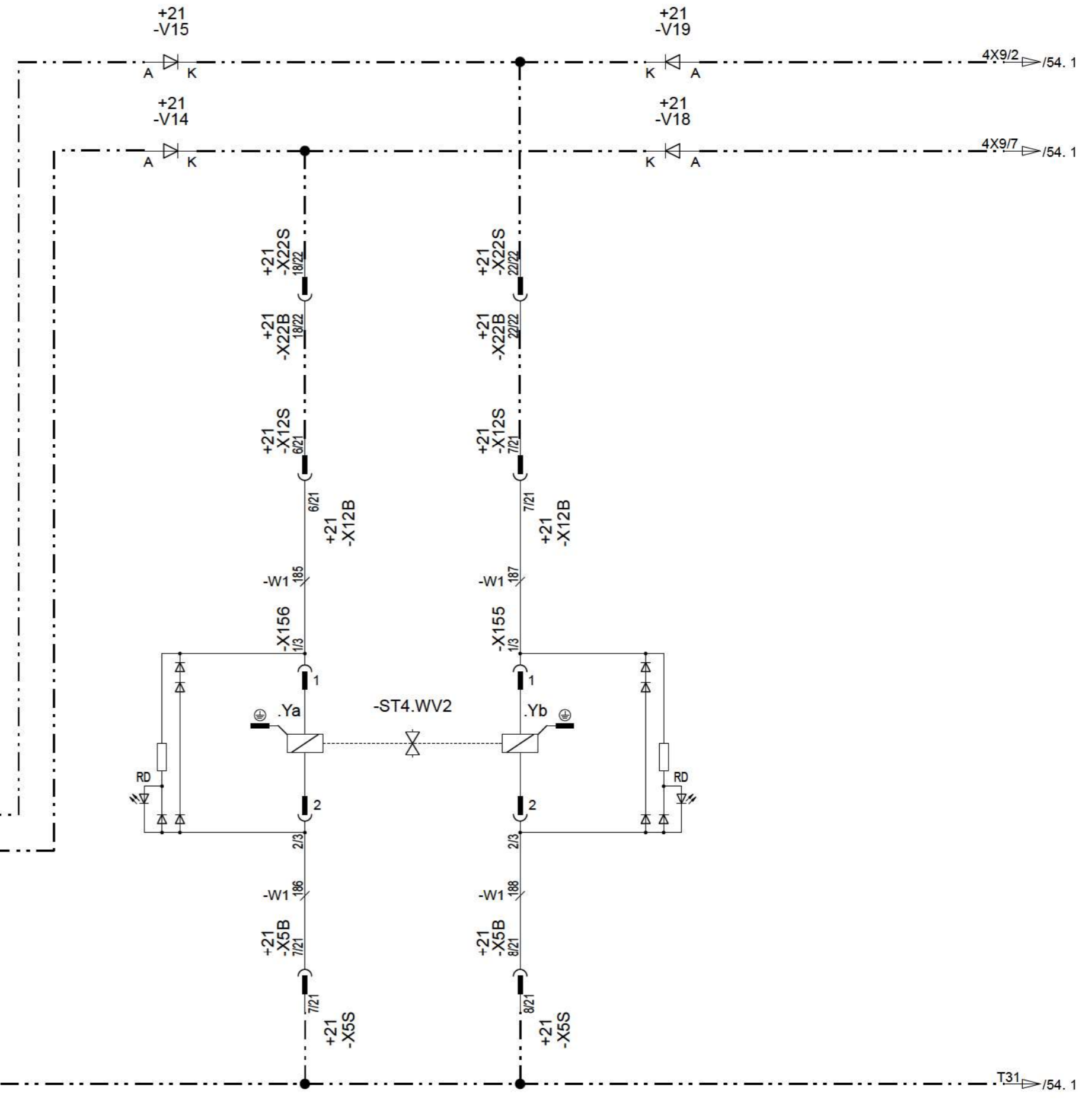
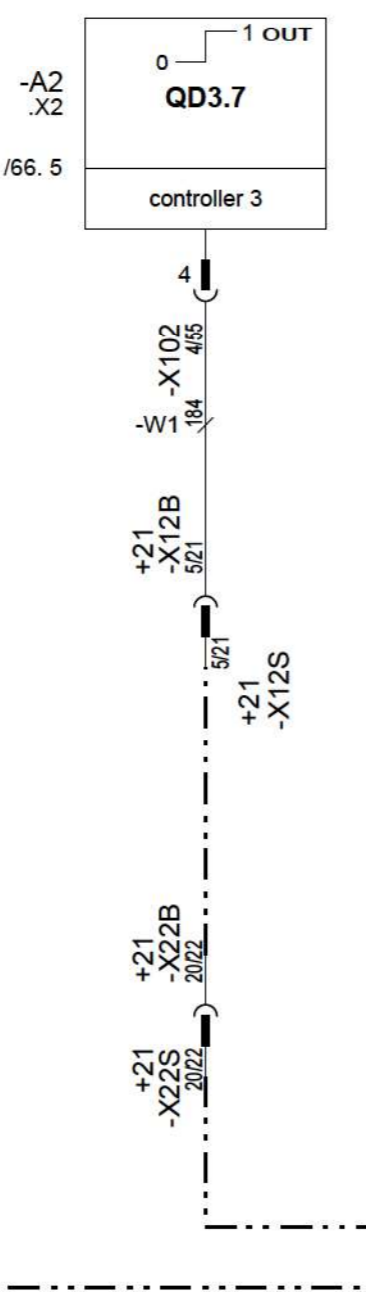
Refer to protection notice ISO 16016

© 2011 by Joseph Vögele AG

**Nivellierung senken  
levelling system (AGS) lowering**



**Nivellierung heben  
levelling system (AGS) raise**



<b>Drawing by:</b>		<b>Approved by:</b>		<b>last change:</b>	
date	12.05.2011	date	12.05.2011	date	
name	Diesner	name	Diesner	name	
E - CAE		<b>Document type:</b>		<b>Function group No.:</b>	
		<b>ESP</b>		<b>11</b>	

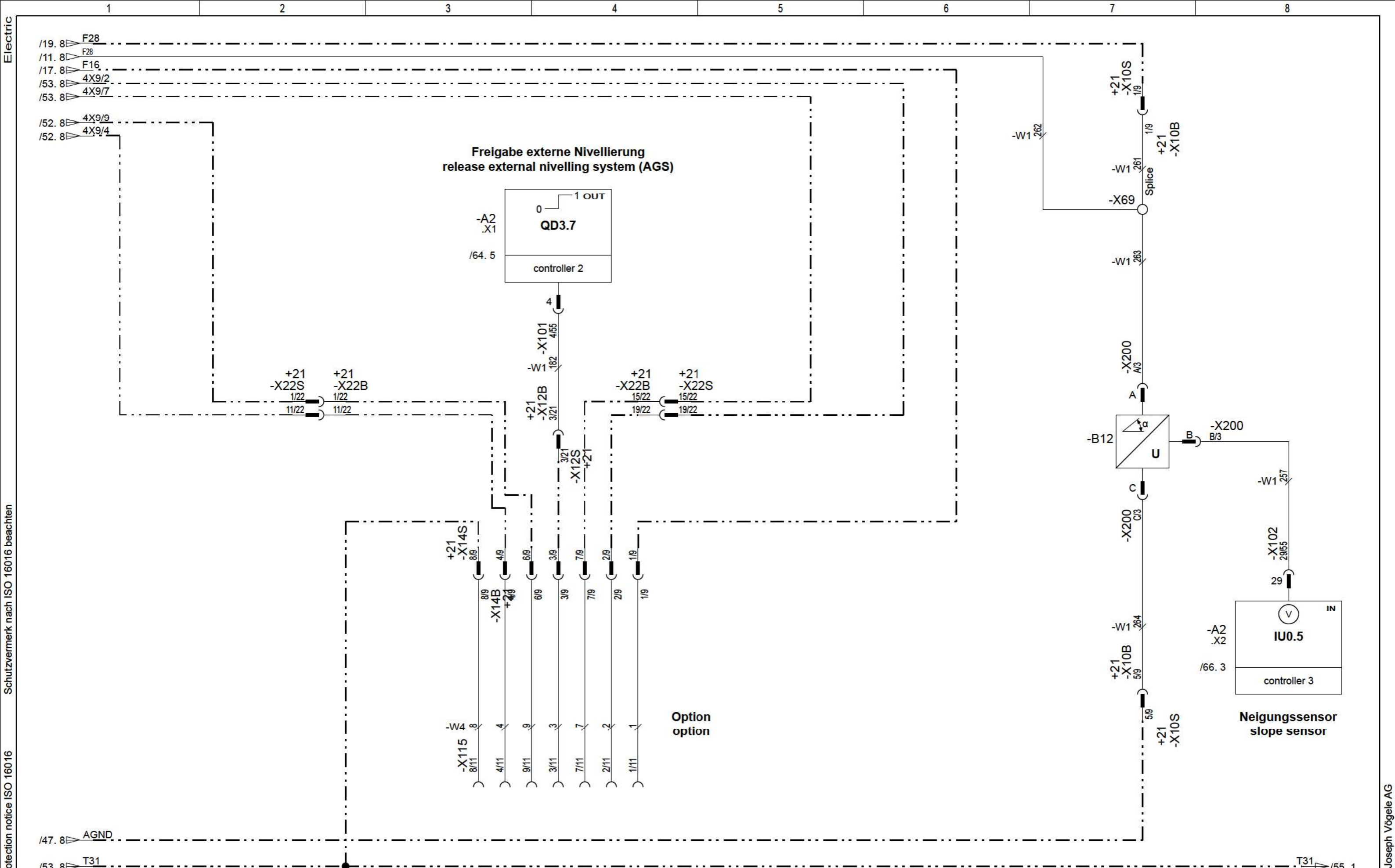
<b>Status:</b>	AE = changable PF = prototype release SF = serial release
Material No.:	2212099
Revision No.:	00_00_00



Document No.: Partial Document No.: Version No.:	
Series code:	Valid for Serial No.:
08.11	from 0434 to XXXX
Sheet plant:	
Sheet Location:	

**Nivellierung  
levelling system (AGS)**

Sheet  
**53**  
of  
**90** Sheets



Refer to protection notice ISO 16016

Electric

Schutzvermerk nach ISO 16016 beachten

Drawing by:		Approved by:		last change:		Status:		Material No.:		Document No.: Partial Document No.: Version No.:		Sheet <b>54</b> of <b>90</b> Sheets
date 12.05.2011		date 12.05.2011		date		SF AE=changable		2212099		Series code: 08.11 Valid for Serial No.: from 0434 to XXXX		
name Diesner		name Diesner		name		PF=prototype release		Revision No.: 00_00_00		Sheet plant:		
E - CAE		Document type: ESP		Function group No.: 11		SF=serial release				Sheet Location:		



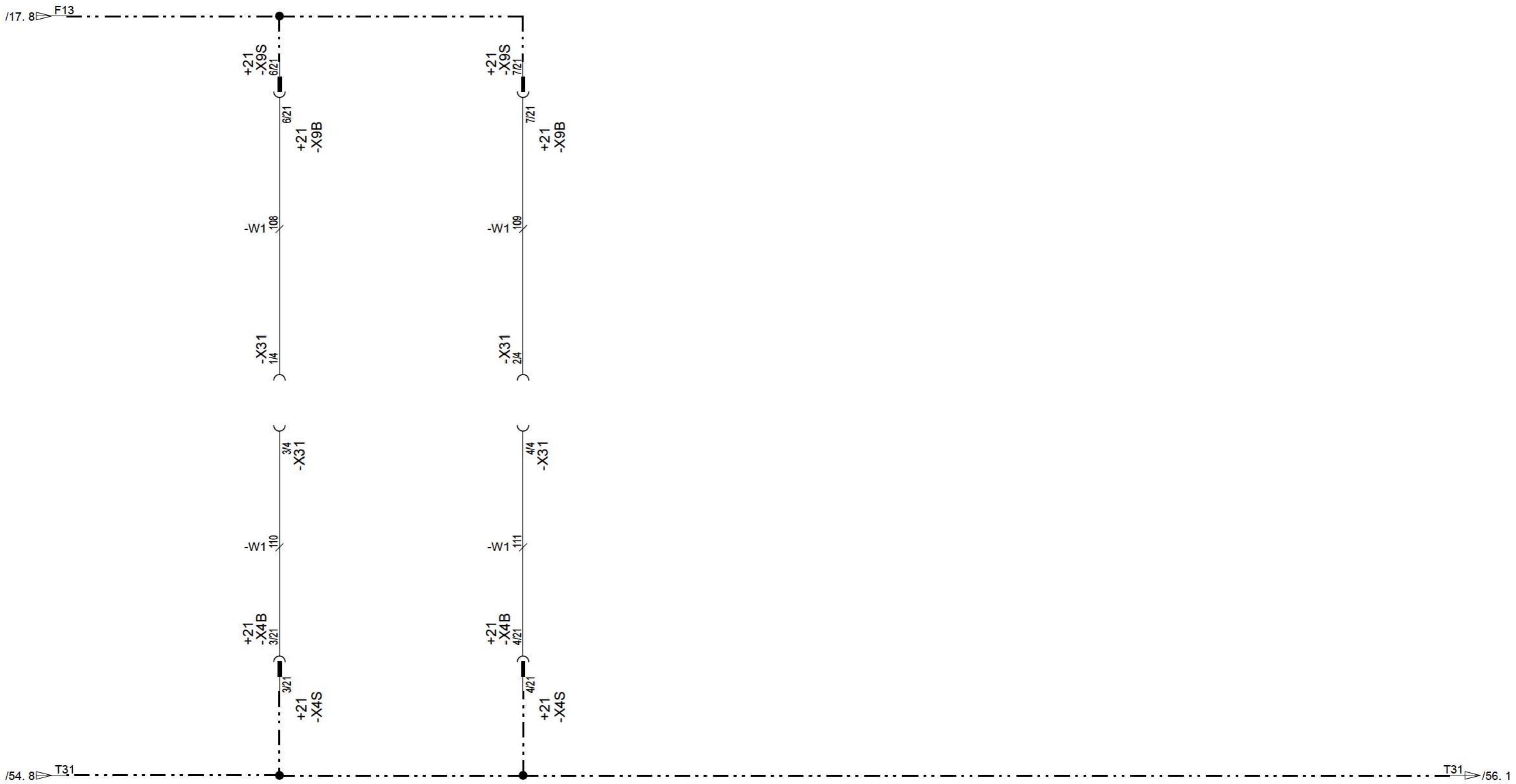
Nivellierung  
levelling system (AGS)

© 2011 by Joseph Vögele AG

Electric

Schutzvermerk nach ISO 16016 beachten

Refer to protection notice ISO 16016



**Sprühanlage  
washdown system**

<b>Drawing by:</b>		<b>Approved by:</b>		<b>last change:</b>	
date	12.05.2011	date	12.05.2011	date	
name	Diesner	name	Diesner	name	
E - CAE		<b>Document type:</b>		<b>Function group No.:</b>	
		<b>ESP</b>		<b>13</b>	

**Status:**  
**SF** AE = changable  
 PF = prototype release  
 SF = serial release

Material No.:  
2212099  
 Revision No.:  
00\_00\_00



Document No.: Partial Document No.: Version No.:

Series code: <b>08.11</b>	Valid for Serial No.:
	from <b>0434</b> to <b>XXXX</b>
Sheet plant:	
Sheet Location:	

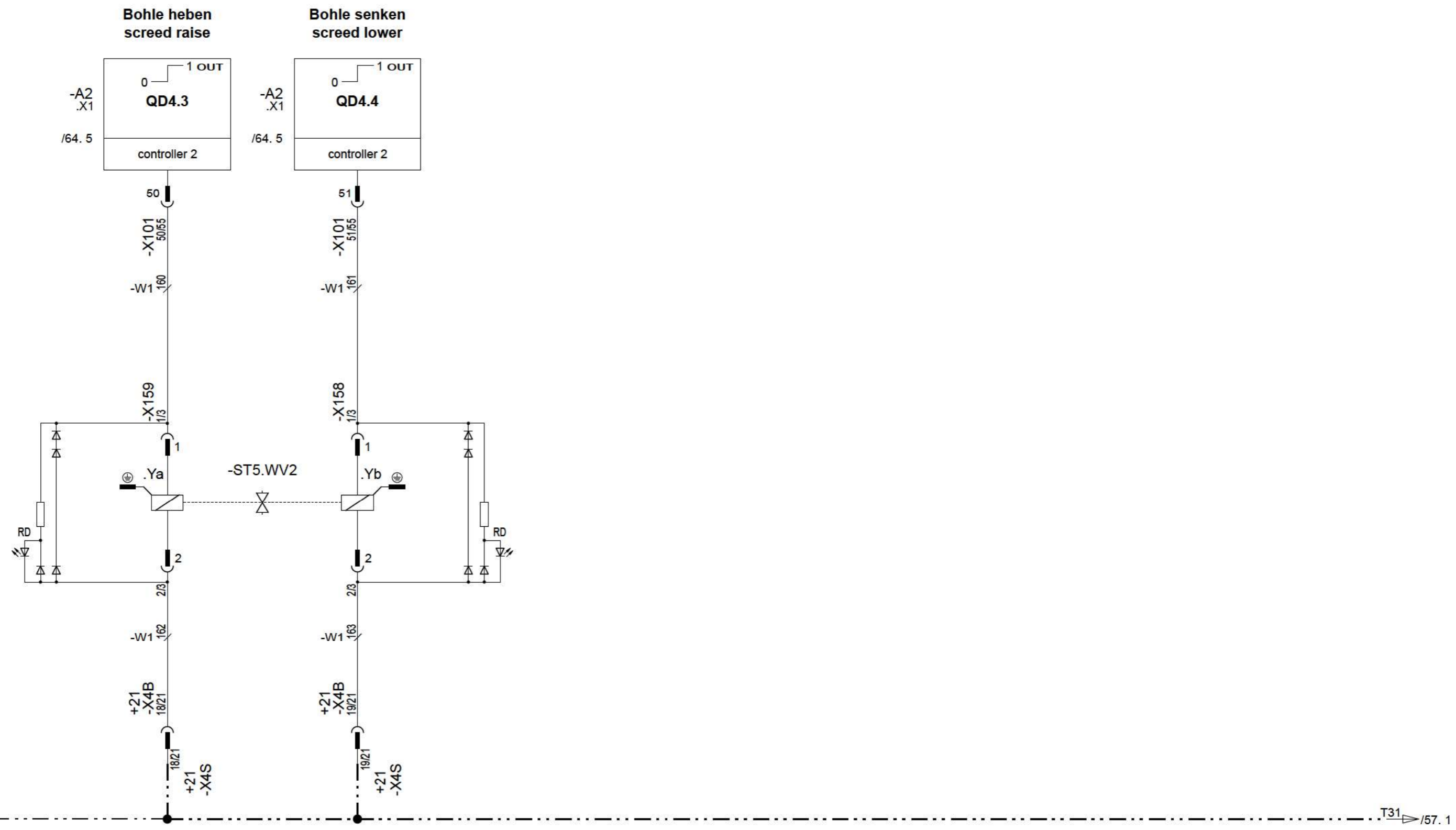
**Sprühanlage  
washdown system**

Sheet  
**55**  
of  
**90** Sheets

Electric

Schutzvermerk nach ISO 16016 beachten

Refer to protection notice ISO 16016



<b>Drawing by:</b>		<b>Approved by:</b>		<b>last change:</b>	
date	12.05.2011	date	12.05.2011	date	
name	Diesner	name	Diesner	name	
E - CAE		<b>Document type:</b>		<b>Function group No.:</b>	
		<b>ESP</b>		<b>14</b>	

<b>Status:</b>	AE = changable	Material No.:	2212099
<b>SF</b>	PF = prototype release	Revision No.:	00_00_00
	SF = serial release		

Document No.:		Partial Document No.:	Version No.:
Series code:	Valid for Serial No.:		
08.11	from 0434 to XXXX		
Sheet plant:			
Sheet Location:			



**Bohle heben/senken**  
**raising/lowering screed**

Sheet  
**56**  
of  
**90** Sheets

© 2011 by Joseph Vögele AG



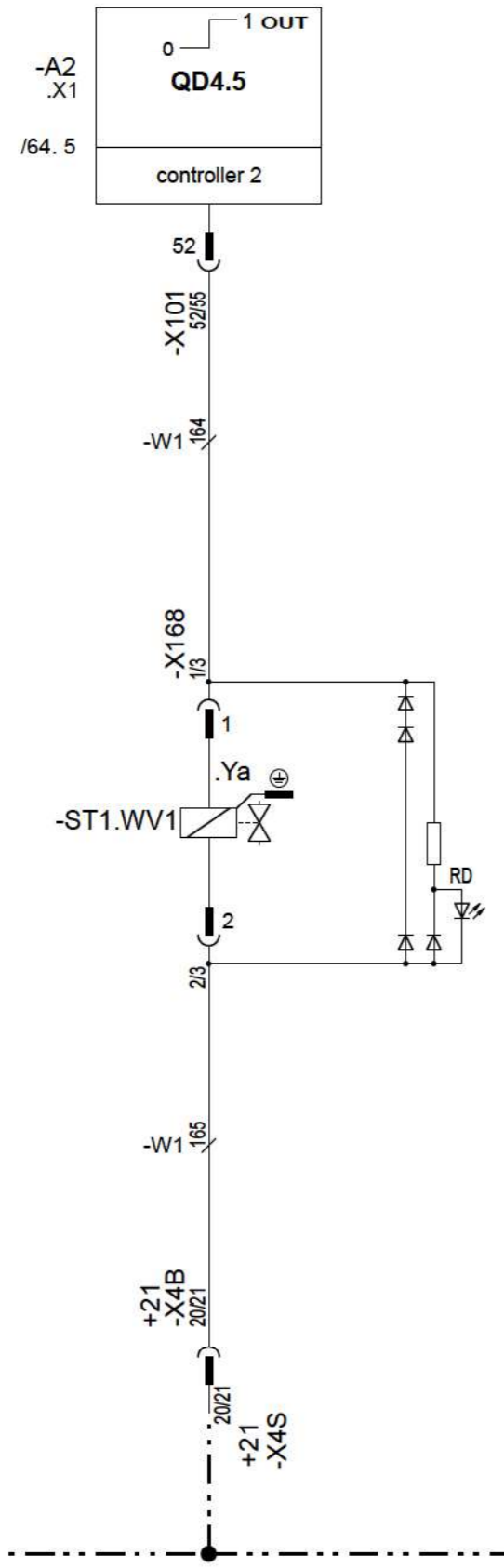
Electric

Schutzvermerk nach ISO 16016 beachten

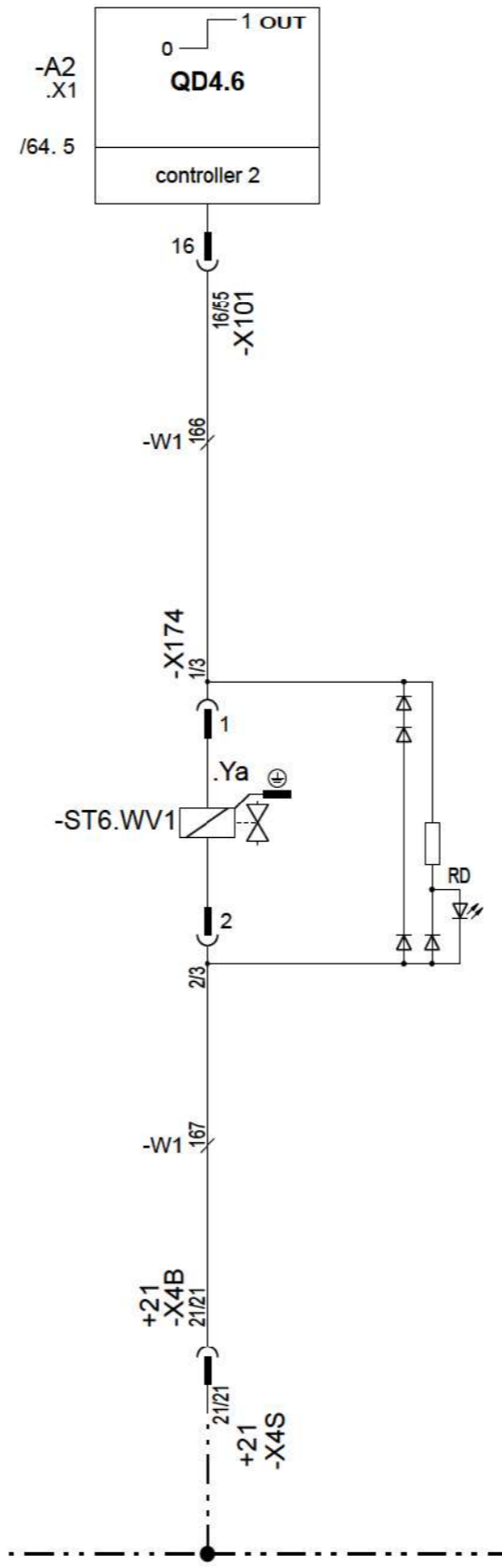
Refer to protection notice ISO 16016

© 2011 by Joseph Vögele AG

**Schwimmstellung "aus"**  
float position "off"



**Bohlenentlastung**  
screed assist



<b>Drawing by:</b>		<b>Approved by:</b>		<b>last change:</b>	
date	12.05.2011	date	12.05.2011	date	
name	Diesner	name	Diesner	name	
E - CAE		<b>Document type:</b>		<b>Function group No.:</b>	
		<b>ESP</b>		<b>14</b>	

<b>Status:</b>	AE = changable	Material No.:	2212099
<b>SF</b>	PF = prototype release	Revision No.:	00_00_00
	SF = serial release		

		<b>Document No.:</b> Partial Document No.: Version No.:	
		Series code:	Valid for Serial No.:
		08.11	from 0434 to XXXX
Sheet plant:		Sheet Location:	

**Schwimmstellung Bohle Entlastung**  
float position screed assist

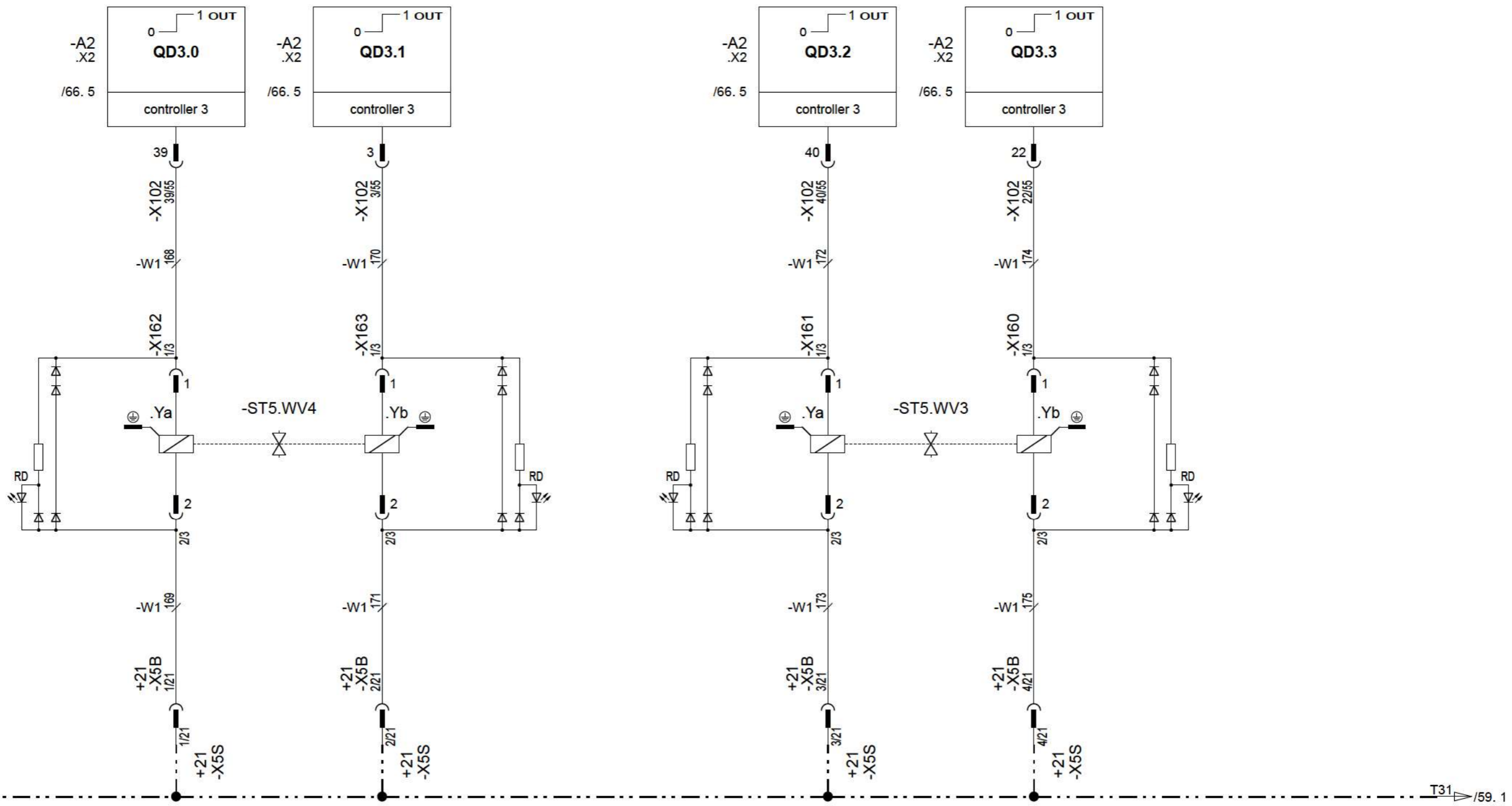
Sheet  
**57**  
of  
**90** Sheets

Bohle ausfahren, links  
screed extend, left hand

Bohle einfahren, links  
screed retract, left hand

Bohle einfahren, rechts  
screed retract, right hand

Bohle ausfahren, rechts  
screed extend, right hand



Schutzvermerk nach ISO 16016 beachten

Refer to protection notice ISO 16016

Drawing by:		Approved by:		last change:	
date	12.05.2011	date	12.05.2011	date	
name	Diesner	name	Diesner	name	
E - CAE		Document type:		Function group No.:	
		ESP		14	

Status:  
**SF** AE=changable  
PF=prototype release  
SF=serial release

Material No.: 2212099  
Revision No.: 00\_00\_00



Document No.: Partial Document No.: Version No.:  
Series code: 08.11 Valid for Serial No.: from 0434 to XXXX  
Sheet plant:  
Sheet Location:

Bohle aus-/einfahren  
screed extend/retract

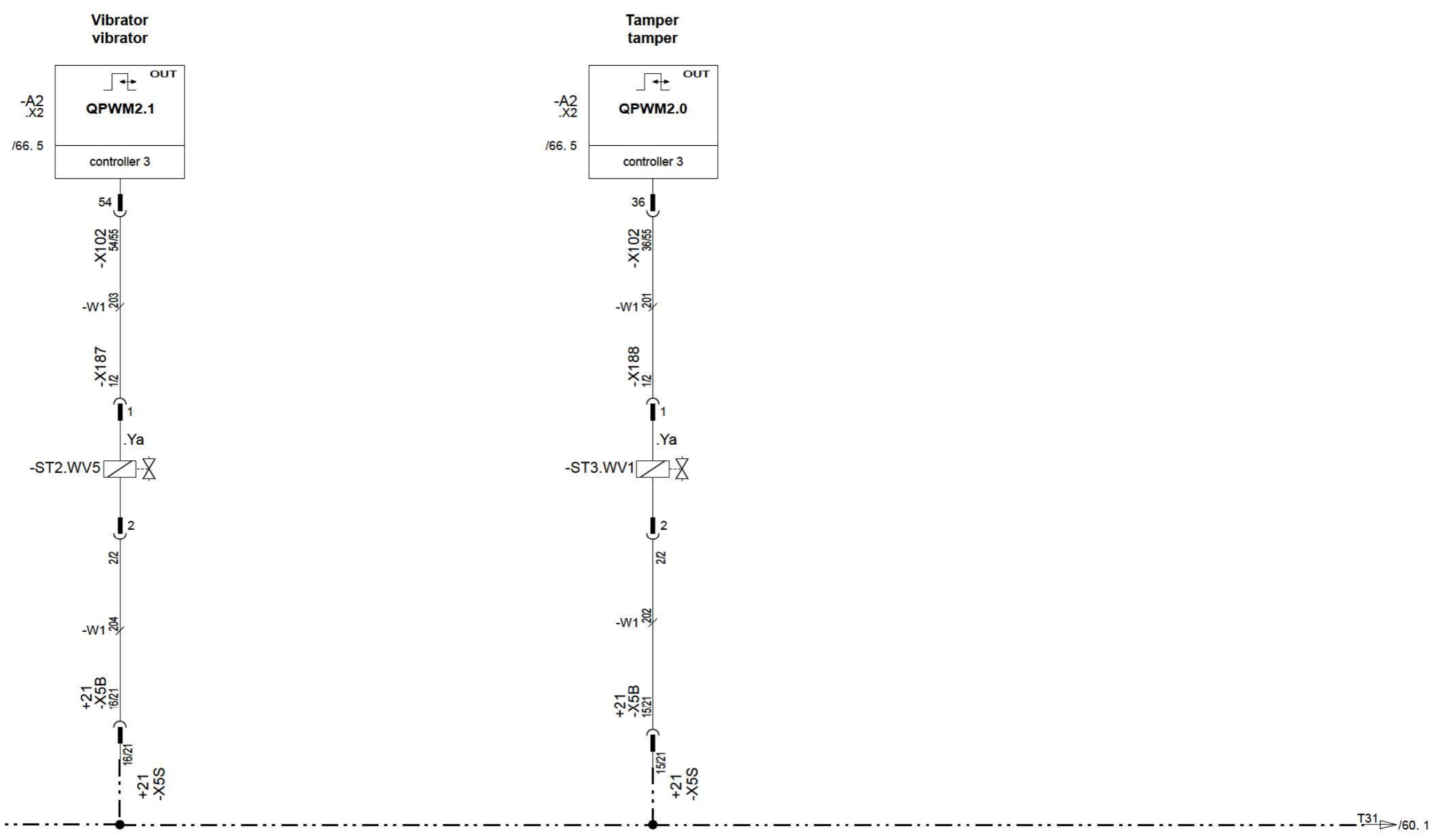
Sheet of 58 of 90 Sheets



© 2011 by Joseph Vögele AG

Electric

Schutzvermerk nach ISO 16016 beachten

Refer to protection notice ISO 16016

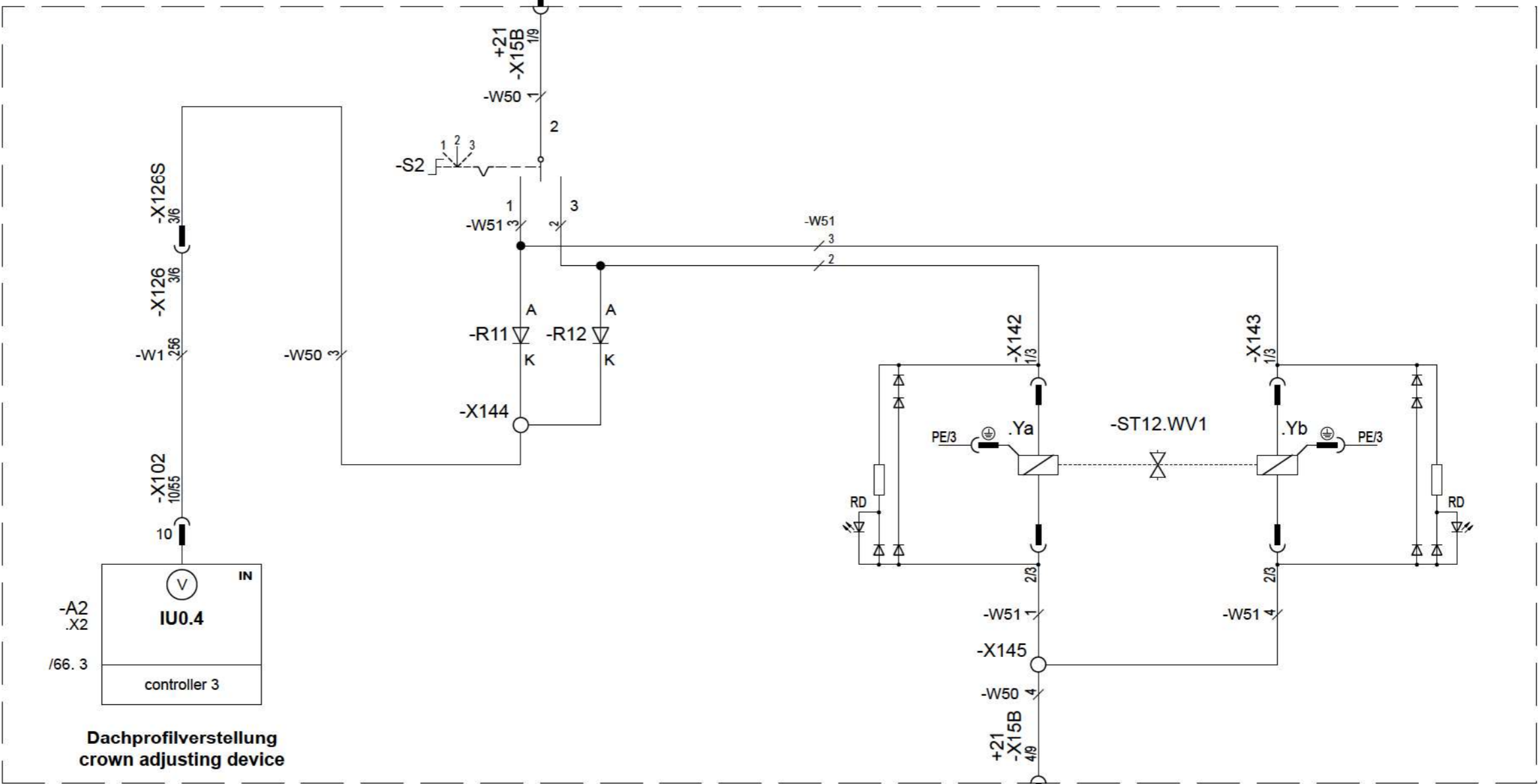


Drawing by:		Approved by:		last change:		Status:		Material No.:		Document No.: Partial Document No.: Version No.:		Sheet	
date	12.05.2011	date	12.05.2011	date		SF AE=changable PF=prototype release SF=serial release		2212099				59	
name	Diesner	name	Diesner	name				Revision No.:		Series code:		Valid for Serial No.:	
E - CAE		Document type:		Function group No.:				00_00_00		08.11		from 0434 to XXXX	
ESP		14				 		Sheet plant:		Sheet Location:		Tamper Vibrator tamper vibrator	
												of 90 Sheets	

© 2011 by Joseph Vögele AG

/39.8 F17

Option  
option



-A2  
.X2  
/66.3  
IU0.4  
IN  
controller 3  
**Dachprofilverstellung  
crown adjusting device**

positiv  
positive

negativ  
negative

/59.8 T31

Schutzvermerk nach ISO 16016 beachten  
Refer to protection notice ISO 16016

<b>Drawing by:</b>		<b>Approved by:</b>		<b>last change:</b>	
date	12.05.2011	date	12.05.2011	date	
name	Diesner	name	Diesner	name	
E - CAE		<b>Document type:</b> ESP		<b>Function group No.:</b>	

**Status:**  
SF  
AE = changable  
PF = prototype release  
SF = serial release

Material No.:  
2212099  
Revision No.:  
00\_00\_00



<b>Document No.:</b>		<b>Partial Document No.:</b>		<b>Version No.:</b>	
Series code:	08.11	<b>Valid for Serial No.:</b>		from 0434 to XXXX	
<b>Sheet plant:</b>					
<b>Sheet Location:</b>					

**Dachprofilverstellung  
crown adjusting device**

Sheet  
of  
**60**  
of  
**90** Sheets

Electric

Schutzvermerk nach ISO 16016 beachten

Refer to protection notice ISO 16016

1

2

3

4


5

6

7

8

main control							
-A1				1/2			
Anschluss pin	Signal signal	Querweis cross-reference	Beschreibung description	Anschluss pin	Signal signal	Querweis cross-reference	Beschreibung description
:1	US SUPPLY	/22. 6	Versorgung +24V power supply 24V	:23	CAN_L0 COM	/33. 7	CAN 0 low CAN 0 low
:2	UB SUPPLY	/22. 7	Versorgung +24V power supply 24V	:24	CAN_H0 COM	/33. 6	CAN 0 high CAN 0 high
:3	GND0 SUPPLY	/25. 7	Masse ground	:16	CAN_L1 COM	/29. 4	CAN 1 low CAN 1 low
:4	GND1 SUPPLY	/25. 8	Masse ground	:17	CAN_H1 COM	/29. 5	CAN 1 high CAN 1 high
:5	AGND SUPPLY	/26. 6	Analogmasse ground (analog)	:10	CAN_L2 COM		
:6	UR SUPPLY	/22. 5	Referenzspannung reference voltage	:11	CAN_L2 COM		

<b>Drawing by:</b>		<b>Approved by:</b>		<b>last change:</b>		<b>Status:</b>		<b>Material No.:</b>		<b>Document No.: Partial Document No.: Version No.:</b>				
date	12.05.2011	date	12.05.2011	date		<b>SF</b>	AE = changable	2212099			Series code:		Valid for Serial No.:	
name	Diesner	name	Diesner	name			PF = prototype release	Revision No.:			00_00_00	08.11	from 0434 to XXXX	
E - CAE		<b>Document type:</b>		<b>Function group No.:</b>						<div style="font-size: 24px; margin: 0;"><b>61</b></div> <div style="font-size: 12px; margin: 0;">of</div> <div style="font-size: 24px; margin: 0;"><b>90</b></div> <div style="font-size: 8px; margin: 0;">Sheets</div>				
		<b>ESP</b>		<b>45</b>										

1

2

3

4

5

6

7

8

© 2011 by Joseph Vögele AG

Electric

Schutzvermerk nach ISO 16016 beachten

Refer to protection notice ISO 16016

© 2011 by Joseph Vögele AG

main control							
-A1				2/2			
Anschluss pin	Signal signal	Querweis cross-reference	Beschreibung description	Anschluss pin	Signal signal	Querweis cross-reference	Beschreibung description
:28	H 109 IN		Standlicht parking light	:34	NOT+0 OUT	/20. 3	Not-Aus emergency-stop
:30	H 110 IN		Licht light	:29	NOT-0 OUT	/20. 2	Not-Aus emergency-stop
:31	H 111 IN		Fernlicht full light	:15	S 47 OUT		Lichtwahlschalter ab lighting mode switch down
:32	H 50 IN		Blinkerkontrolleuchte flascher indicator light	:18	S 48 OUT		Lichtwahlschalter auf lighting mode switch up
:33	H 49 IN		Blinkerkontrolleuchte flascher indicator light	:19	S 50 OUT		Blinkeleuchte FLICKER LIGHT LAMP
:35	H 43 IN		Warnblinkkontrolleuchte warning indicator light	:20	S 49 OUT		Blinkeleuchte FLICKER LIGHT LAMP
:36	H 44 IN	/6. 5	Rundumkennleuchte rotary beacon	:21	S 43 OUT		Warnblinken hazard
				:22	S 45 OUT		
				:25	S 44 OUT		Rundumkennleuchte rotary beacon
				:26	S 05 OUT	/40. 7	Reversierung counterrotate
				:27	S 14 OUT	/40. 2	Modus-Wahl mode selection
				:12	S 56 OUT		
				:13	S 57 OUT		
				:14	S 42 OUT	/9. 1	Anlasser starter
				:37	OUT+2 OUT	/14. 6	Batterie-Hauptschalter battery main switch
				:7	POT 2 OUT	/40. 6	Vorgabe Geschwindigkeit speed control
				:8	POT 1 OUT	/40. 4	Fahrhauptschalter FNR lever
				:9	POT 3 OUT	/40. 5	Lenkung steering

Drawing by:		Approved by:		last change:		Status:		Material No.:		Document No.: Partial Document No.: Version No.:		Hauptbedienpult main control	Sheet 62 of 90 Sheets	
date	12.05.2011	date	12.05.2011	date		<b>SF</b> AE = changable PF = prototype release SF = serial release	Revision No.:		Series code:		Valid for Serial No.:			
name	Diesner	name	Diesner	name			00_00_00		08.11		from 0434 to XXXX			
E - CAE		Document type:		Function group No.:						Sheet plant:				
		<b>ESP</b>		<b>45</b>						Sheet Location:				

**controller 2**

-A2 1/4

Anschluss pin	Signal signal	Querweis cross-reference	Beschreibung description	Gruppe group	Anschluss pin	Signal signal	Querweis cross-reference	Beschreibung description	Gruppe group
.X1 :23	UL SUPPLY	/22. 3	Versorgung +24V power supply 24V		.X1 :14	CAN_H1 COM	/33. 4	CAN 0 high CAN 0 high	
.X1 :5	US1 SUPPLY	/22. 1	Versorgung +24V power supply 24V		.X1 :32	CAN_L1 COM	/33. 2	CAN 0 low CAN 0 low	
.X1 :34	US2 SUPPLY	/22. 2	Versorgung +24V power supply 24V		.X1 :26	CAN_H2 COM			
.X1 :1	GND0 SUPPLY	/25. 4	Masse ground		.X1 :25	CAN_L2 COM			
.X1 :15	GND1 SUPPLY	/25. 5	Masse ground		.X1 :33	GND3 COM	/34. 3	GND seriell GND seriell	
.X1 :12	GND2 SUPPLY	/26. 8	Analogmasse ground (analog)		.X1 :6	RXD COM	/34. 2	RxD seriell RxD seriell	
.X1 :13	QD_ERROR OUT				.X1 :7	TXD COM	/34. 1	TxD seriell TxD seriell	
.X1 :24	ID_TEST IN	/22. 4	Freigabe release						

<b>Drawing by:</b>	<b>Approved by:</b>	<b>last change:</b>	<b>Status:</b>	<b>Material No.:</b>	<b>Document No.:</b> Partial Document No.: Version No.:	<b>Steuerung 2 controller 2</b>	Sheet
date 12.05.2011	date 12.05.2011	date	<b>SF</b> AE =changable PF =prototype release SF =serial release	2212099	Series code:		63
name Diesner	name Diesner	name		Revision No.: 00_00_00	Valid for Serial No.: from 0434 to XXXX		of
E - CAE	<b>Document type:</b> <b>ESP</b>	<b>Function group No.:</b> <b>45</b>			Sheet plant: Sheet Location:		<b>90</b>
1	2	3	4	5	6	7	8

Electric

Schutzvermerk nach ISO 16016 beachten

Refer to protection notice ISO 16016

controller 2									
-A2					2/4				
Anschluss pin	Signal signal	Querverweis cross-reference	Beschreibung description	Gruppe group	Anschluss pin	Signal signal	Querverweis cross-reference	Beschreibung description	Gruppe group
.X1:8	ID0.0 IN	/13.6	D+ D+		.X1:36	QPWM2.0 OUT	/43.2	Hydraulikpumpe vorwärts, links traction propel forward, left hand	US_2
.X1:27	ID0.1 IN	/21.7	Not-Aus emergency-stop		.X1:54	QPWM2.1 OUT	/43.5	Hydraulikpumpe vorwärts, rechts traction propel forward, right hand	US_2
.X1:9	ID0.2 IN	/40.7	Reversierung counterrotate		.X1:17	QPWM2.2 OUT	/43.3	Hydraulikpumpe rückwärts, links traction propel reverse, left hand	US_2
.X1:28	IU0.3 IN	/40.5	Lenkwinkel steering angle		.X1:53	QPWM2.3 OUT	/43.6	Hydraulikpumpe rückwärts, rechts traction propel reverse, right hand	US_2
.X1:10	IU0.4 IN	/40.4	Fahrhauptschalter FNR lever		.X1:39	QD3.0 OUT	/7.1	Arbeitslicht work lights	US_1
.X1:29	IU0.5 IN	/11.3	Tankgeber fuel level indicator		.X1:3	QD3.1 OUT	/6.1	Rundumkennleuchte rotary beacon	US_1
.X1:11	IU0.6 IN	/40.6	Vorgabe Geschwindigkeit speed control		.X1:40	QD3.2 OUT	/5.2	Hupe horn	US_1
.X1:30	ID0.7 IN	/40.2	Modus-Wahl mode selection		.X1:22	QD3.3 OUT	/45.2	Rückwärtssignal back-up signal	US_1
.X1:20	IC1.4 IN	/42.2	Initiator 1, links proximity switch 1, left hand		.X1:41	QD3.4 OUT	/41.5	Parkbremse parking brake	US_1
.X1:2	IC1.5 IN	/42.6	Initiator 1, rechts proximity switch 1, right hand		.X1:42	QD3.5 OUT	/12.6	Druckzuschaltventil Zylinder pressure activation valve cylinder	US_1
.X1:21	ID1.6 IN	/14.2	Zündung ignition		.X1:43	QD3.6 OUT	/35.4	Bohlenheizung screed heating	US_1
.X1:38	ID1.7 IN	/11.6	Kühlmittelniveau coolant level		.X1:4	QD3.7 OUT	/54.3	Freigabe externe Nivellierung release external nivelling system (AGS)	US_1
.X1:19	ID2.4 IN	/28.2	Codierung C2/1 coding C2/1		.X1:48	QD4.0 OUT	/38.8	Reserve reserve	US_2
.X1:55	ID2.5 IN	/28.3	Codierung C2/2 coding C2/2		.X1:49	QD4.1 OUT	/50.2	Schnecke heben auger raise	US_2
.X1:18	ID2.6 IN		Druckschalter Bremsspeicher pressure switch brake storage		.X1:31	QD4.2 OUT	/50.3	Schnecke senken auger lower	US_2
.X1:37	ID2.7 IN				.X1:50	QD4.3 OUT	/56.2	Bohle heben screed raise	US_2
.X1:44	QD1.0 OUT	/41.2	Arbeitsgang gear for paving	US_1	.X1:51	QD4.4 OUT	/56.3	Bohle senken screed lower	US_2
.X1:45	QD1.1 OUT	/38.5	Reserve reserve	US_1	.X1:52	QD4.5 OUT	/57.2	Schwimmstellung "aus" float position "off"	US_2
.X1:46	QPWM1.2 OUT	/38.6	Reserve reserve	US_1	.X1:16	QD4.6 OUT	/57.4	Bohlenentlastung screed assist	US_2
.X1:47	QD1.3 OUT	/38.7	Reserve reserve	US_1	.X1:35	QD4.7 OUT		Bremsspeicher brake storage	US_2

Drawing by:		Approved by:		last change:		Status:		Material No.:		Document No.:		Partial Document No.:		Version No.:		Sheet	
date	12.05.2011	date	12.05.2011	date		SF	AE=changable	2212099		08.11		Valid for Serial No.:		from 0434 to XXXX		64	
name	Diesner	name	Diesner	name			PF=prototype release	Revision No.:		00_00_00		Sheet plant:				of	
E - CAE		Document type:		Function group No.:							Sheet Location:				90		Sheets
		ESP		45												Steuerung 2 controller 2	

© 2011 by Joseph Vögele AG



-A2				3/4				controller 3			
Anschluss pin	Signal signal	Querweis cross-reference	Beschreibung description	Gruppe group	Anschluss pin	Signal signal	Querweis cross-reference	Beschreibung description	Gruppe group		
.X2 :23	UL SUPPLY	/23.3	Versorgung +24V power supply 24V		.X2 :14	CAN_H1 COM	/33.4	CAN 0 high CAN 0 high			
.X2 :5	US1 SUPPLY	/23.1	Versorgung +24V power supply 24V		.X2 :32	CAN_L1 COM	/33.2	CAN 0 low CAN 0 low			
.X2 :34	US2 SUPPLY	/23.2	Versorgung +24V power supply 24V		.X2 :26	CAN_H2 COM					
.X2 :1	GND0 SUPPLY	/25.2	Masse ground		.X2 :25	CAN_L2 COM					
.X2 :15	GND1 SUPPLY	/25.3	Masse ground		.X2 :33	GND3 COM	/34.7	GND seriell GND seriell			
.X2 :12	GND2 SUPPLY	/26.7	Analogmasse ground (analog)		.X2 :6	RXD COM	/34.6	RxD seriell RxD seriell			
.X2 :13	ERROR COM				.X2 :7	TXD COM	/34.5	TxD seriell TxD seriell			
.X2 :24	ID_TEST IN	/23.4	Freigabe release								

<b>Drawing by:</b> date 12.05.2011 name Diesner		<b>Approved by:</b> date 12.05.2011 name Diesner		<b>last change:</b> date name		<b>Status:</b> SF AE = changable PF = prototype release SF = serial release		Material No.: 2212099 Revision No.: 00_00_00				Document No.: Partial Document No.: Version No.:		<h2 style="margin: 0;">Steuerung 3 controller 3</h2>		Sheet <span style="font-size: 2em; font-weight: bold;">65</span> of <span style="font-size: 2em; font-weight: bold;">90</span> Sheets	
E - CAE		<b>Document type:</b> ESP		<b>Function group No.:</b> 45								Series code: 08.11 Valid for Serial No.: from 0434 to XXXX					

Electric

controller 3									
-A2				4/4					
Anschluss pin	Signal signal	Querweis cross-reference	Beschreibung description	Gruppe group	Anschluss pin	Signal signal	Querweis cross-reference	Beschreibung description	Gruppe group
.X2:8	IU0.0 IN	/46.3	Füllstand Band links level sensor: conveyor, left hand		.X2:36	QPWM2.0 OUT	/59.4	Tamper tamper	US_2
.X2:27	IU0.1 IN	/47.7	Füllstand Band rechts level sensor: conveyor, right hand		.X2:54	QPWM2.1 OUT	/59.2	Vibrator vibrator	US_2
.X2:9	IU0.2 IN	/38.5	Reserve reserve		.X2:17	QPWM2.2 OUT	/48.4	Schnecke links, vorw. auger left hand, forwards	US_2
.X2:28	IU0.3 IN	/38.6	Reserve reserve		.X2:53	QPWM2.3 OUT	/49.4	Schnecke rechts, vorw. auger right hand, forwards	US_2
.X2:10	IU0.4 IN	/60.2	Dachprofilverstellung crown adjusting device		.X2:39	QD3.0 OUT	/58.2	Bohle ausfahren, links screed extend, left hand	US_1
.X2:29	IU0.5 IN	/54.8	Neigungssensor slope sensor		.X2:3	QD3.1 OUT	/58.3	Bohle einfahren, links screed retract, left hand	US_1
.X2:11	IU0.6 IN	/48.3	Füllstand Schnecke level sensor: auger		.X2:40	QD3.2 OUT	/58.5	Bohle einfahren, rechts screed retract, right hand	US_1
.X2:30	IU0.7 IN	/49.3	Füllstand Schnecke level sensor: auger		.X2:22	QD3.3 OUT	/58.6	Bohle ausfahren, rechts screed extend, right hand	US_1
.X2:20	ID1.4 IN	/12.3	Leckölfilter leakage oil filter		.X2:41	QD3.4 OUT	/52.1	Nivellierung senken levelling system (AGS) lowering	US_1
.X2:2	ID1.5 IN	/12.2	Saugfilter suction filter		.X2:42	QD3.5 OUT	/52.3	Nivellierung heben levelling system (AGS) raise	US_1
.X2:21	ID1.6 IN		Reserve reserve		.X2:43	QD3.6 OUT	/53.1	Nivellierung senken levelling system (AGS) lowering	US_1
.X2:38	ID1.7 IN	/28.6	Codierung Rad / Raupe coding wheel / track		.X2:4	QD3.7 OUT	/53.3	Nivellierung heben levelling system (AGS) raise	US_1
.X2:19	ID2.4 IN	/28.4	Codierung C3/1 coding C3/1		.X2:48	QPWM4.0 OUT	/46.6	Baender rückwärts conveyors reverse	US_2
.X2:55	ID2.5 IN	/28.5	Codierung C3/2 coding C3/2		.X2:49	QD4.1 OUT	/51.1	Bunkerwand links, heben hopper left hand, raise	US_2
.X2:18	ID2.6 IN				.X2:31	QD4.2 OUT	/51.2	Bunkerwand links, senken hopper left hand, lower	US_2
.X2:37	ID2.7 IN				.X2:50	QD4.3 OUT	/51.4	Klappe heben front apron, raise	US_2
.X2:44	QPWM1.0 OUT	/48.5	Schnecke links, rückw. auger left hand, backwards	US_1	.X2:51	QD4.4 OUT	/51.5	Klappe senken front apron, lower	US_2
.X2:45	QPWM1.1 OUT	/49.5	Schnecke rechts, rückw. auger right hand, backwards	US_1	.X2:52	QD4.5 OUT	/51.6	Bunkerwand rechts, heben hopper right hand, raise	US_2
.X2:46	QPWM1.2 OUT	/46.5	Band links Vorwärts conveyor, left hand forwards	US_1	.X2:16	QD4.6 OUT	/51.7	Bunkerwand rechts, senken hopper right hand, lower	US_2
.X2:47	QPWM1.3 OUT	/47.2	Band rechts, vorwärts conveyor right hand, forw.	US_1	.X2:35	QD4.7 OUT	/44.2	Freigabe Fahrtrieb release propel system	US_2


Schutzvermerk nach ISO 16016 beachten

Refer to protection notice ISO 16016

Drawing by:		Approved by:		last change:		Status:		Material No.:		Document No.: Partial Document No.: Version No.:		Steuerung 3 controller 3	Sheet <b>66</b> of <b>90</b> Sheets
date	12.05.2011	date	12.05.2011	date		<b>SF</b> AE=changable PF=prototype release SF=serial release	2212099	WIRTGEN GROUP <b>VÖGELE</b>		Series code: 08.11 Valid for Serial No.: from 0434 to XXXX			
name	Diesner	name	Diesner	name			Revision No.:	00_00_00	Sheet plant:		Sheet Location:		
E - CAE		Document type:		Function group No.:									
		<b>ESP</b>		<b>45</b>									

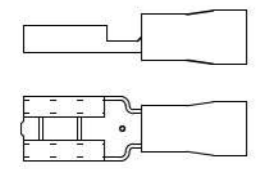
© 2011 by Joseph Vögele AG

EMR 2							
-A4				1/1			
Anschluss pin	Signal signal	Querverweis cross-reference	Beschreibung description	Anschluss pin	Signal signal	Querverweis cross-reference	Beschreibung description
.X1 :14	UB1 SUPPLY	/24. 5	Spannungsversorgung Power supply	.X1 :12	CAN_H COM	/29. 2	CAN 1 high CAN 1 high
.X1 :1	GND SUPPLY	/26. 3	Masse ground	.X1 :13	CAN_L COM	/29. 1	CAN 1 low CAN 1 low
.X1 :2	GND SUPPLY	/26. 2	Masse ground	.X1 :10	L COM	/29. 7	ISO-L-Line
.X1 :17	GND SUPPLY			.X1 :11	K COM	/29. 6	ISO-K-Line
.X1 :25	UR1 SUPPLY						
.X1 :23	GND SUPPLY						
.X1 :22	GND SUPPLY						
.X1 :18	ID1 IN			.X1 :4	QD1 OUT		
.X1 :21	ID2 IN			.X1 :5	QD2 OUT		
.X1 :6	ID3 IN			.X1 :3	QD3 OUT		
.X1 :19	ID4 IN			.X1 :15	QD4 OUT		
.X1 :24	ID5 IN			.X1 :16	QD5 OUT		
.X1 :20	ID6 IN						
.X1 :7	ID7 IN						

<b>Drawing by:</b> date 12.05.2011 name Diesner		<b>Approved by:</b> date 12.05.2011 name Diesner		<b>last change:</b> date name		<b>Status:</b> <b>SF</b> AE=changable PF=prototype release SF=serial release		Material No.: 2212099 Revision No.: 00_00_00		Document No.: Partial Document No.: Version No.:		EMR Motorsteuerung EMR engine control module		Sheet <b>67</b> of <b>90</b> Sheets	
E - CAE		<b>Document type:</b> <b>ESP</b>		<b>Function group No.:</b> <b>45</b>				Series code: 08.11		Valid for Serial No.: from 0434 to XXXX					
								Sheet plant:		Sheet Location:					

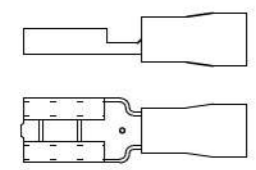
Refer to protection notice ISO 16016

**-F3.S1.X1B**  
Saugfilter  
suction filter



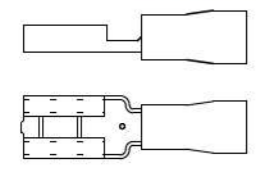
Anschluss Pin	Signal signal	Querverweis cross-reference
1	F7	/12.2

**-F3.S1.X2B**  
Saugfilter  
suction filter



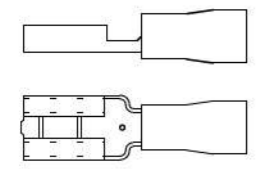
Anschluss Pin	Signal signal	Querverweis cross-reference
1	C3/D1.5	/12.2

**-F2.S1.X1B**  
Leckölfilter  
leakage oil filter



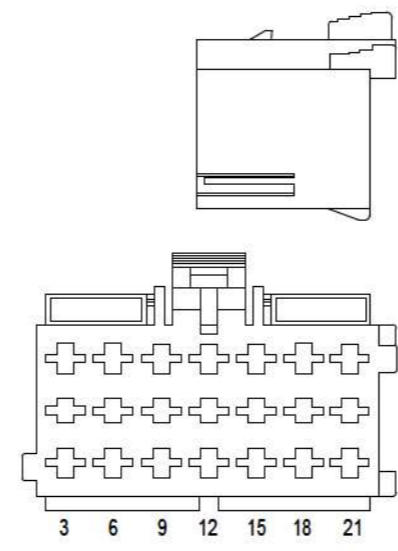
Anschluss Pin	Signal signal	Querverweis cross-reference
1	F7	/12.3

**-F2.S1.X2B**  
Leckölfilter  
leakage oil filter



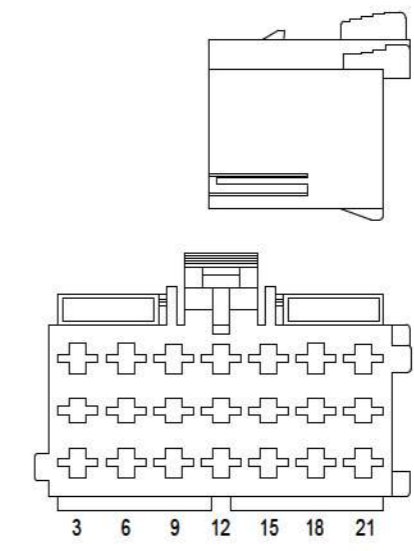
Anschluss Pin	Signal signal	Querverweis cross-reference
1	C3/D1.4	/12.3

**+21  
-X3B**  
Anschluss an Hochstromplatine  
connection to high current board



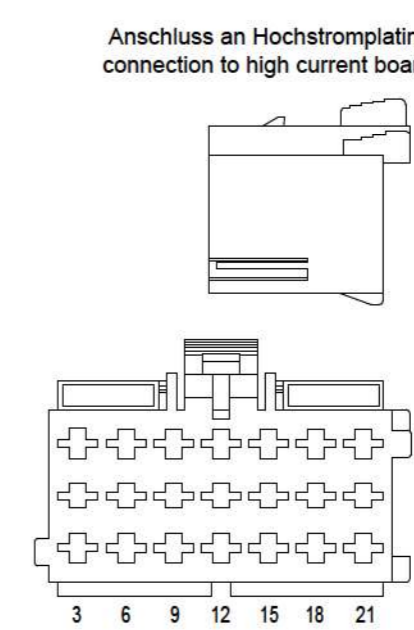
Anschluss Pin	Signal signal	Querverweis cross-reference
1	T31	/25.3
2	T31	/25.4
3	T31	/25.5
4	T31	/25.6
5	T31	/25.7
6	T31	/25.8
7	T31	/10.4
8	T31	/26.3
9	T31	/26.4
10	T31	/27.2
11	T31	/6.4
12		
13	T31	/7.4
14	T31	/7.6
15	T31	/7.7
16	T31	/8.3
17	T31	/8.2
18	T31	/8.5
19		
20	T31	/5.3
21	T31	/11.2

**+21  
-X4B**  
Anschluss an Hochstromplatine  
connection to high current board



Anschluss Pin	Signal signal	Querverweis cross-reference
1	T31	/41.2
2	T31	/41.3
3	T31	/55.2
4	T31	/55.3
5	T31	/45.3
6	T31	/41.6
7	T31	/46.5
8	T31	/46.6
9	T31	/47.2
10	T31	/47.3
11	T31	/48.5
12	T31	/48.6
13	T31	/49.5
14	T31	/49.6
15	T31	/50.2
16	T31	/50.3
17	T31	/12.6
18	T31	/56.2
19	T31	/56.3
20	T31	/57.2
21	T31	/57.4

**+21  
-X5B**  
Anschluss an Hochstromplatine  
connection to high current board



Anschluss Pin	Signal signal	Querverweis cross-reference
1	T31	/58.2
2	T31	/58.3
3	T31	/58.5
4	T31	/58.6
5	T31	/52.5
6	T31	/52.6
7	T31	/53.5
8	T31	/53.6
9	T31	/51.1
10	T31	/51.2
11	T31	/51.4
12	T31	/51.5
13	T31	/51.7
14	T31	/51.8
15	T31	/59.5
16	T31	/59.2
17	T31	/35.4
18	T31	/25.1
19	T31	/25.2
20	T31	
21	T31	

<b>Drawing by:</b> date 12.05.2011 name Diesner E - CAE	<b>Approved by:</b> date 12.05.2011 name Diesner Document type: <b>ESP</b>	<b>last change:</b> date name Function group No.: <b>45</b>	<b>Status:</b> <b>SF</b> AE=changable PF=prototype release SF=serial release	<b>Material No.:</b> 2212099 <b>Revision No.:</b> 00_00_00	<b>Document No.:</b> Partial Document No.: Version No.: <b>08.11</b> Valid for Serial No.: from <b>0434</b> to <b>XXXX</b>	<b>Steckerverzeichnis</b> table of connectors	Sheet <b>68</b> of <b>90</b> Sheets
--	--	---	---	---	--	--	--

© 2011 by Joseph Vögele AG

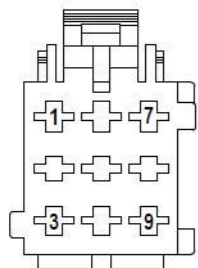
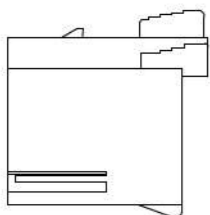
Electric

Schutzvermerk nach ISO 16016 beachten

Refer to protection notice ISO 16016

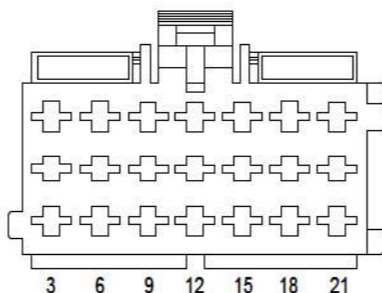
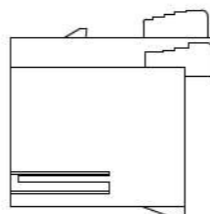
© 2011 by Joseph Vögele AG

+21  
-X7B  
Anschluss an Hochstromplatine  
connection to high current board



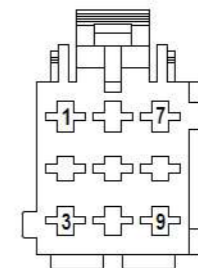
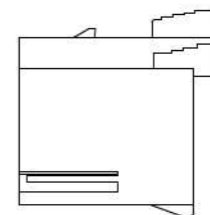
Anschluss Pin	Signal signal	Querverweis cross-reference
1	AGND	/26.6
2	AGND	/26.7
3	AGND	/26.8
4	AGND	/42.1
5	AGND	/42.5
6	AGND	/46.2
7	AGND	/47.6
8	AGND	
9		

+21  
-X8B  
Anschluss an Hochstromplatine  
connection to high current board



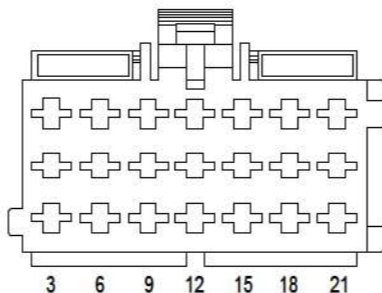
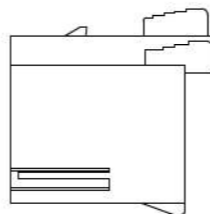
Anschluss Pin	Signal signal	Querverweis cross-reference
1	F2	/14.4
2	F11	/24.5
3	F11	/10.4
4	F3	/27.2
5		
6	F9	/7.4
7	F9	/7.6
8	F9	/7.7
9	F10	/8.3
10	F10	/8.2
11	F10	/8.5
12		
13	F2	/22.7
14	F4	/22.1
15	F5	/22.5
16	F5	/22.6
17	F5	/22.3
18	F5	/22.4
19	F5	/23.3
20	F5	/23.4
21	F22	/22.2

+21  
-X10B  
Anschluss an Hochstromplatine  
connection to high current board



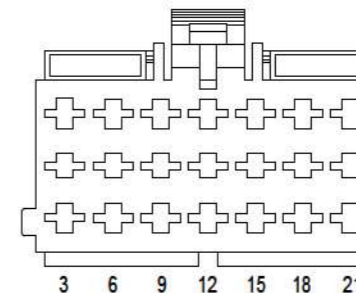
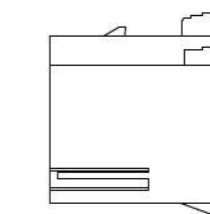
Anschluss Pin	Signal signal	Querverweis cross-reference
1	F28	/54.7
2	F25	/38.1
3	F26	/38.2
4		
5	AGND	/54.7
6	T31	/11.5
7	T31	/38.1
8	T31	/38.2
9		

+21  
-X9B  
Anschluss an Hochstromplatine  
connection to high current board



Anschluss Pin	Signal signal	Querverweis cross-reference
1	F23	/23.1
2	F24	/23.2
3	21K10/30	/5.3
4	F7	/12.2
5	F7	/12.3
6	F13	/55.2
7	F13	/55.3
8	F14	/42.1
9	F14	/42.5
10	F14	/46.2
11	F14	/47.6
12	F15	/36.4
13	F20	/24.7
14	F21	/24.8
15	F5	/28.2
16	F5	/28.5
17	F7	
18	F32	
19	F32	
20	F33	
21	F34	

+21  
-X11B  
Anschluss an Hochstromplatine  
connection to high current board



Anschluss Pin	Signal signal	Querverweis cross-reference
1	K1/30	/9.3
2	K1/30	/9.3
3	C1/S42	/9.1
4	C2/D1.6	/14.2
5	C2/D1.6	/14.2
6	MC/OUT+2	/14.5
7	D+	/13.6
8	D+	/13.5
9	C2/QD3.1	/6.2
10	21K3/30	/6.4
11	21K3/30	/6.5
12	C2/QD3.0	/7.2
13	C2/QD3.2	/5.2
14	C2/U0.5	/11.2
15	21K9/87	/43.2
16	21K9/87	/43.3
17	21K9/87	/43.6
18	21K9/87	/43.7
19	C3/QD4.7	/44.2
20	C3/QD3.4	/52.2
21	C3/QD3.5	/52.3

Drawing by:	Approved by:	last change:
date 12.05.2011	date 12.05.2011	date
name Diesner	name Diesner	name
E - CAE	Document type:	Function group No.:
	<b>ESP</b>	<b>45</b>

Status:	Material No.:
<b>SF</b> AE=changable	2212099
PF=prototype release	Revision No.:
SF=serial release	00_00_00

Document No.:	Partial Document No.:	Version No.:
Series code:	Valid for Serial No.:	
08.11	from 0434 to XXXX	
Sheet plant:		
Sheet Location:		



Steckerverzeichnis		
table of connectors		

Sheet	69
of	90
Sheets	

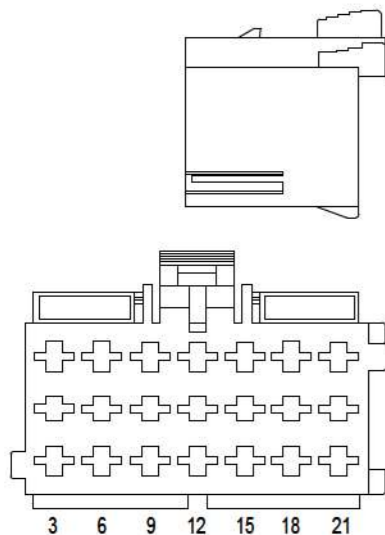
Electric

Schutzvermerk nach ISO 16016 beachten

Refer to protection notice ISO 16016

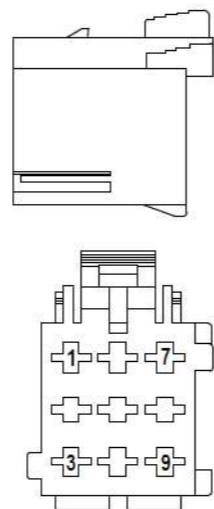
© 2011 by Joseph Vögele AG

**+21  
-X12B**  
Anschluss an Hochstromplatine  
connection to high current board



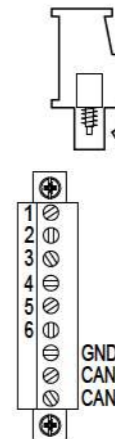
Anschluss Pin	Signal signal	Querverweis cross-reference
1	ST4WV1/Ya1	/52.5
2	ST4WV1/Yb1	/52.6
3	C2/QD3.7	/54.4
4	C3/QD3.6	/53.2
5	C3/QD3.7	/53.3
6	ST4WV2/Ya1	/53.5
7	ST4WV2/Yb1	/53.6
8	CAN1_L	/30.7
9	CAN1_H	/30.7
10	CAN0_L	/31.3
11	CAN0_H	/31.3
12	C2/RxD	/34.3
13	C2/TxD	/34.2
14	C2/GND	/34.4
15	C3/RxD	/34.6
16	C3/TxD	/34.5
17	C3/GND	/34.7
18		
19	C2/ID0.1	/21.7
20		
21		

**+21  
-X14B**  
Anschluss an Hochstromplatine  
connection to high current board



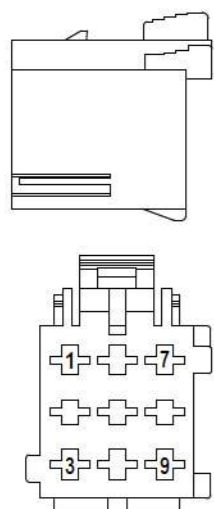
Anschluss Pin	Signal signal	Querverweis cross-reference
1	F16	/54.4
2	4X9/2	/54.4
3	C2/QD3.7	/54.4
4	4X9/4	/54.3
5		
6	4X9/9	/54.3
7	4X9/7	/54.4
8	T31	/54.3
9		

**-X30**  
Spannungsregler  
voltage regulator



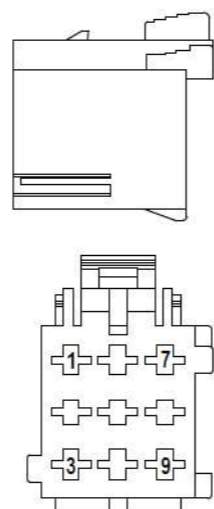
Anschluss Pin	Signal signal	Querverweis cross-reference
1	T31	/36.5
2	F15	/36.5
3		
4		
5		
6		
7	T31	/36.5
8	CAN0_L	/32.3
9	CAN0_H	/32.4

**+21  
-X13B**  
Anschluss an Hochstromplatine  
connection to high current board



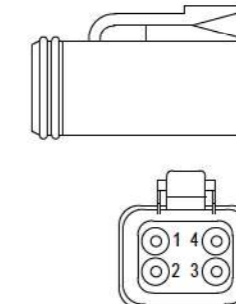
Anschluss Pin	Signal signal	Querverweis cross-reference
1	2B1/1	/21.3
2	2B1/2	/21.5
3	2B1/3	/21.6
4	2B1/10	/21.5
5		
6	C1/NOT-0	/21.4
7	2B1/7	/21.3
8	C1/NOT-0	/21.6
9	2B1/9	/21.5

**+21  
-X15B**  
Option  
option



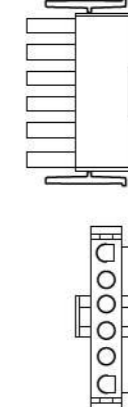
Anschluss Pin	Signal signal	Querverweis cross-reference
1	F17	/60.4
2		
3		
4	T31	/60.6
5	T31	/21.7
6		
7		
8		
9		

**-X31**  
Sprühanlage  
washdown system



Anschluss Pin	Signal signal	Querverweis cross-reference
1	F13	/55.2
2	F13	/55.3
3	T31	/55.2
4	T31	/55.3

**-X32**  
Spannungsregler  
voltage regulator



Anschluss Pin	Signal signal	Querverweis cross-reference
1	F1	/36.4
2	F2	/36.4
3	L1	/36.4
4	L2	/36.4
5	L3	/36.4
6	N	

<b>Drawing by:</b> date 12.05.2011 name Diesner E - CAE	<b>Approved by:</b> date 12.05.2011 name Diesner Document type: <b>ESP</b>	<b>last change:</b> date name Function group No.: <b>45</b>
--	--	---

<b>Status:</b> <b>SF</b> AE = changable PF = prototype release SF = serial release
--

Material No.: 2212099 Revision No.: 00_00_00
---

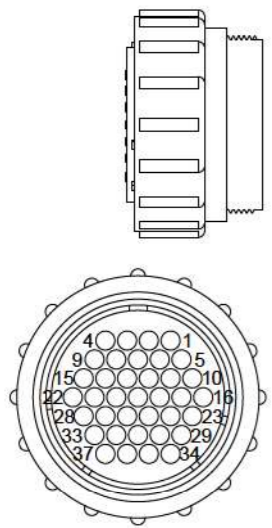


Document No.: 08.11	Partial Document No.:	Version No.:
Series code:	Valid for Serial No.:	
Sheet plant:	from 0434 to XXXX	
Sheet Location:		

Steckerverzeichnis  
table of connectors

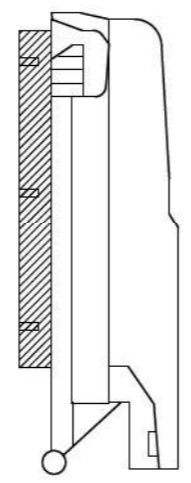
Electric  
 Schutzvermerk nach ISO 16016 beachten  
 Refer to protection notice ISO 16016  
 © 2011 by Joseph Vögele AG

-X100  
Hauptbedienpult  
main control



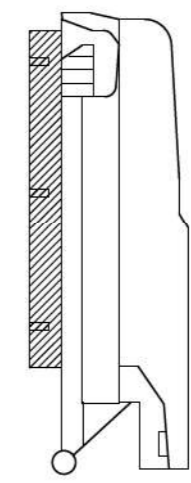
Anschluss Pin	Signal signal	Querverweis cross-reference
1	F5	/22. 6
2	F2	/22. 7
3	T31	/25. 7
4	T31	/25. 8
5	AGND	/26. 6
6	F5	/22. 5
7	C1/POT1	/40. 6
8	C1/POT1	/40. 4
9	C1/POT1	/40. 5
10		
11		
12		
13		
14	C1/S42	/9. 1
15	C1/S47	
16	CAN1_L	/29. 4
17	CAN1_H	/29. 5
18	C1/S48	
19	C1/S50	
20	C1/S49	
21	C1/S43	
22		
23	CAN0_L	/33. 7
24	CAN0_H	/33. 6
25	C1/S44	
26	2A1/QD1	/40. 7
27	C1/S14	/40. 3
28	2A1/QD3	
29	C1/NOT-0	/20. 2
30	2A1/QD13	
31	2A1/QD15	
32	2A1/QD7	
33	2A1/QD5	
34	C1/Not+0	/20. 3
35	2A1/QD18	
36	21K3/30	/6. 5
37	MC/OUT+2	/14. 6

-X101  
Steuerung 2  
controller 2



Anschluss Pin	Signal signal	Querverweis cross-reference
1	T31	/25. 5
2	C2/IC1.4	/42. 7
3	C2/QD3.1	/6. 2
4	C2/QD3.7	/54. 4
5	F4	/22. 1
6	C2/RxD	/34. 3
7	C2/TxD	/34. 2
8	D+	/13. 6
9	2A1/QD1	/40. 7
10	C1/POT1	/40. 4
11	C1/POT1	/40. 6
12	AGND	/26. 8
13		
14	CAN0_H	/33. 5
15	T31	/25. 6
16	C2/QD4.6	/57. 4
17	C2/QPWM2.2	/43. 3
18		
19	F5	/28. 2
20	AGND	/42. 3
21	C2/ID1.6	/14. 2
22	C2/QD3.3	/45. 2
23	F5	/22. 3
24	F5	/22. 4
25		
26		
27	C2/ID0.1	/21. 7
28	C1/POT1	/40. 5
29	C2/U0.5	/11. 3
30	C1/S14	/40. 3
31	C2/QD4.2	/50. 3
32	CAN0_L	/33. 3
33	C2/GND	/34. 4
34	F22	/22. 2
35		
36	C2/QPWM2.0	/43. 2
37		
38	C2/ID1.7	/11. 6
39	C2/QD3.0	/7. 2
40	C2/QD3.2	/5. 2
41	C2/QD3.4	/41. 6
42	C2/QD3.5	/12. 6
43	C2/QD3.6	/35. 4
44	C2/QD3.4	/41. 2
45	C2/QD1.1	/38. 5
46	C2/QPWM1.2	/38. 6
47	C2/QD1.3	/38. 7
48	C2/QD4.0	/38. 8
49	C2/QD4.1	/50. 2
50	C2/QD4.3	/56. 2
51	C2/QD4.4	/56. 3
52	C2/QD4.5	/57. 2
53	C2/QPWM2.3	/43. 7
54	C2/QPWM2.1	/43. 6
55		

-X102  
Steuerung 3  
controller 3

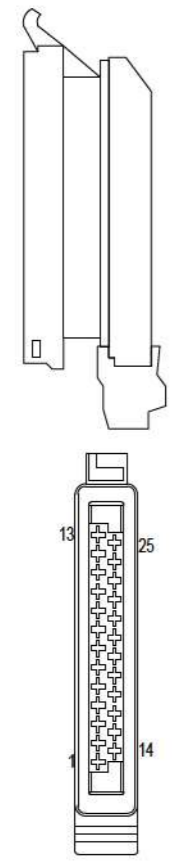


Anschluss Pin	Signal signal	Querverweis cross-reference
1	T31	/25. 3
2	C3/ID1.5	/12. 2
3	C3/QD3.1	/58. 3
4	C3/QD3.7	/53. 3
5	F23	/23. 1
6	C3/RxD	/34. 6
7	C3/TxD	/34. 5
8	C3/U0.0	/46. 3
9	C2/U0.2	/38. 5
10	C3/U0.4	/60. 3
11	C3/U0.6	/48. 3
12	AGND	/26. 7
13		
14	CAN0_H	/33. 4
15	T31	/25. 4
16	C3/QD4.6	/51. 8
17	C3/QPWM2.2	/48. 5
18		
19		
20	C3/ID1.4	/12. 3
21		
22	C3/QD3.3	/58. 6
23	F5	/23. 3
24	F5	/23. 4
25		
26		
27	C3/U0.1	/47. 7
28	C3/U0.3	/38. 6
29	C3/U0.5	/54. 8
30	C3/U0.7	/49. 3
31	C3/QD4.2	/51. 2
32	CAN0_L	/33. 2
33	C3/GND	/34. 7
34	F24	/23. 2
35	C3/QD4.7	/44. 2
36	C3/QD2.0	/59. 5
37		
38		
39	C3/QD3.0	/58. 2
40	C3/QD3.2	/58. 5
41	C3/QD3.4	/52. 2
42	C3/QD3.5	/52. 3
43	C3/QD3.6	/53. 2
44	C3/QPWM1.0	/48. 6
45	C3/QPWM1.1	/49. 6
46	C3/QPWM1.2	/46. 5
47	C3/QPWM1.3	/47. 2
48	C3/QPWM4.0	/46. 6
49	C3/QD4.1	/51. 1
50	C3/QD4.3	/51. 4
51	C3/QD4.4	/51. 5
52	C3/QD4.5	/51. 7
53	C3/QPWM2.3	/49. 5
54	C3/QPWM2.1	/59. 2
55	F5	/28. 5

Drawing by:		Approved by:		last change:		Status:		Material No.:		Document No.: Partial Document No.: Version No.:		Steckerverzeichnis table of connectors Sheet <b>71</b> of <b>90</b> Sheets	
date 12.05.2011		date 12.05.2011				SF AE=changable		2212099		Series code: 08.11			Valid for Serial No.:
name Diesner		name Diesner				PF=prototype release		Revision No.: 00_00_00		from 0434 to XXXX			
E - CAE		Document type: ESP		Function group No.: 45						Sheet plant:			
										Sheet Location:			

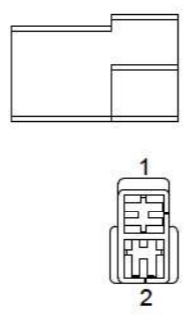
Refer to protection notice ISO 16016

**-X103**  
Motorsteuerung  
engine control module



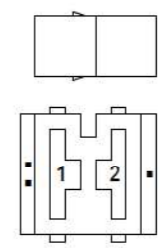
Anschluss Pin	Signal signal	Querverweis cross-reference
1	T31	/26.4
2	T31	/26.3
3		
4		
5		
6		
7		
8		
9		
10	L_Line	/29.7
11	K_Line	/29.6
12	CAN1_H	/29.3
13	CAN1_L	/29.2
14	F11	/24.5
15		
16		
17		
18		
19		
20		
21		
22		
23		
24		
25		

**-X105**  
24VDC Steckdose  
24VDC power outlet



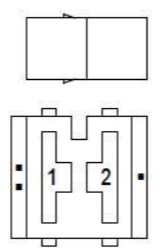
Anschluss Pin	Signal signal	Querverweis cross-reference
+	F3	/27.2
-	T31	/27.2

**-X108**  
Arbeitslicht, hinten , links  
work lights, rear , left hand



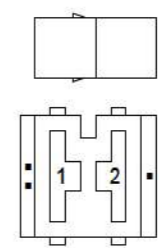
Anschluss Pin	Signal signal	Querverweis cross-reference
1	F10	/8.3
2	T31	/8.3

**-X106**  
Arbeitslicht, vorne , links  
work lights, front , left hand



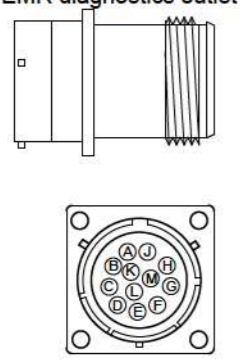
Anschluss Pin	Signal signal	Querverweis cross-reference
1	F9	/7.6
2	T31	/7.6

**-X109**  
Arbeitslicht, hinten , rechts  
work lights, rear , right hand



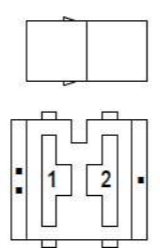
Anschluss Pin	Signal signal	Querverweis cross-reference
1	F10	/8.2
2	T31	/8.2

**-X104**  
EMR Diagnosesteckdose  
EMR diagnostics outlet



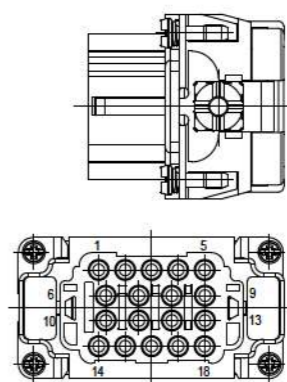
Anschluss Pin	Signal signal	Querverweis cross-reference
A	F11	/10.5
B	T31	/10.5
C		
D		
E		
F		
G	CAN1_L	/29.8
H	CAN1_H	/29.8
J		
K	K_Line	/29.8
L	L_Line	/29.8
M		

**-X107**  
Arbeitslicht, vorne , rechts  
work lights, front , right hand



Anschluss Pin	Signal signal	Querverweis cross-reference
1	F9	/7.7
2	T31	/7.7

**-X110B**  
Aussensteuerstand  
screed control



Anschluss Pin	Signal signal	Querverweis cross-reference
1	F20	/24.7
2	F20	/24.7
3	T31	/25.1
4	T31	/25.1
5	C1/NOT-0	/20.2
6	C1/NOT-0	/20.2
7	C1/Not+0	/20.3
8	C1/Not+0	/20.3
9	CAN1_L	/30.3
10	CAN1_H	/30.3
11	CAN1_L	/30.5
12	CAN1_H	/30.5
13	T31	/25.1
14		
15		
16		
17		
18		

Drawing by: date 12.05.2011 name Diesner E - CAE		Approved by: date 12.05.2011 name Diesner Document type: <b>ESP</b>		last change: date name Function group No.: <b>45</b>		Status: <b>SF</b> AE=changable PF=prototype release SF=serial release		Material No.: 2212099 Revision No.: 00_00_00				Document No.: Partial Document No.: Version No.:		Series code: 08.11 Valid for Serial No.: from 0434 to XXXX		Sheet plant: Sheet Location:		Sheet <b>72</b> of <b>90</b> Sheets	
---	--	---	--	--	--	--	--	---	--	--	--	--	--	---	--	---------------------------------	--	--	--

© 2011 by Joseph Vögele AG



Electric

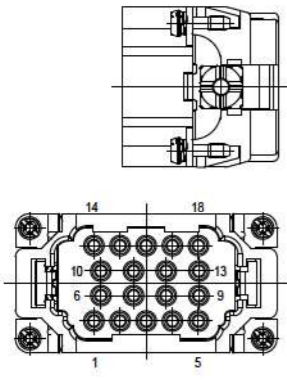
Schutzvermerk nach ISO 16016 beachten

Refer to protection notice ISO 16016

© 2011 by Joseph Vögele AG

**-X110S**

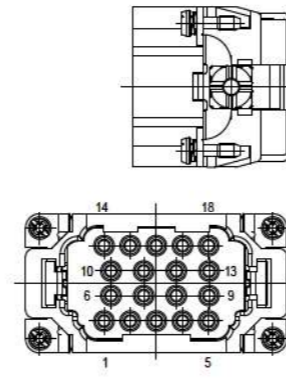
Aussensteuerstand  
screed control



Anschluss Pin	Signal signal	Querverweis cross-reference
1		
2		
3		
4		
5	C1/NOT-0	/20.2
6	C1/NOT-0	/20.2
7	C1/Not+0	/20.3
8	C1/Not+0	/20.3
9	CAN1_L	/30.3
10	CAN1_H	/30.3
11	CAN1_L	/30.5
12	CAN1_H	/30.5
13		
14		
15		
16		
17		
18		
PE		

**-X111S**

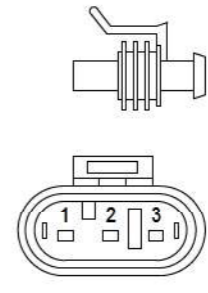
Aussensteuerstand  
screed control



Anschluss Pin	Signal signal	Querverweis cross-reference
1		
2		
3		
4		
5	C1/NOT-0	/20.5
6	C1/NOT-0	/20.5
7	C1/Not+0	/20.6
8	C1/Not+0	/20.6
9	CAN1_L	/30.5
10	CAN1_H	/30.5
11	CAN1_L	/30.7
12	CAN1_H	/30.7
13		
14		
15		
16		
17		
18		
PE		

**-X113**

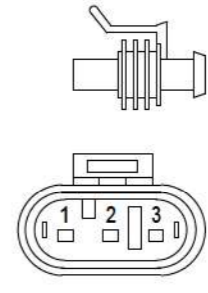
Füllstand Band links  
level sensor: conveyor, left hand



Anschluss Pin	Signal signal	Querverweis cross-reference
1	AGND	/46.2
2	F14	/46.2
3	C3/U0.0	/46.2

**-X114**

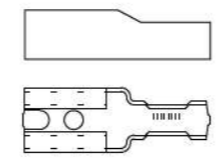
Füllstand Band rechts  
level sensor: conveyor, right hand



Anschluss Pin	Signal signal	Querverweis cross-reference
1	AGND	/47.6
2	F14	/47.6
3	C3/U0.1	/47.6

**-X112.1**

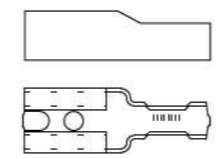
Hupe  
horn



Anschluss Pin	Signal signal	Querverweis cross-reference
1	21K10/30	/5.3

**-X112.2**

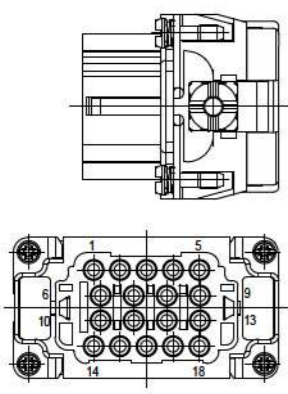
Hupe  
horn



Anschluss Pin	Signal signal	Querverweis cross-reference
1	T31	/5.3

**-X111B**

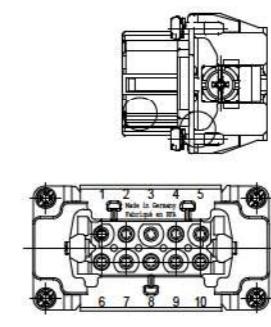
Aussensteuerstand  
screed control



Anschluss Pin	Signal signal	Querverweis cross-reference
1	F21	/24.8
2	F21	/24.8
3	T31	/25.2
4	T31	/25.2
5	C1/NOT-0	/20.5
6	C1/NOT-0	/20.5
7	C1/Not+0	/20.6
8	C1/Not+0	/20.6
9	CAN1_L	/30.5
10	CAN1_H	/30.5
11	CAN1_L	/30.7
12	CAN1_H	/30.7
13	F21	/24.8
14		
15		
16		
17		
18		

**-X115**

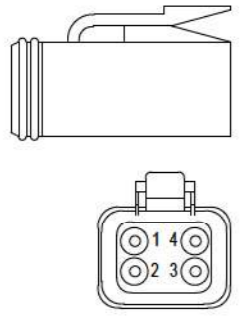
externe Nivellierung  
external nivelling system (AGS)



Anschluss Pin	Signal signal	Querverweis cross-reference
1	F16	/54.4
2	4X9/2	/54.4
3	C2/QD3.7	/54.4
4	4X9/4	/54.3
5		
6		
7	4X9/7	/54.4
8	T31	/54.3
9	4X9/9	/54.3
10		

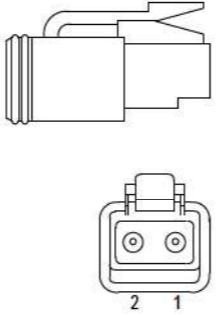
<b>Drawing by:</b> date 12.05.2011 name Diesner E - CAE	<b>Approved by:</b> date 12.05.2011 name Diesner Document type: <b>ESP</b>	<b>last change:</b> date name Function group No.: <b>45</b>	<b>Status:</b> <b>SF</b> AE =changable PF =prototype release SF =serial release	<b>Material No.:</b> 2212099 <b>Revision No.:</b> 00_00_00		<b>Document No.:</b> Partial Document No.: Version No.: <b>08.11</b> Valid for Serial No.: from <b>0434</b> to <b>XXXX</b> Sheet plant: Sheet Location:	<b>Steckerverzeichnis</b> table of connectors	Sheet <b>73</b> of <b>90</b> Sheets
--	--	---	--	---	--	---	--	--

**-X116**



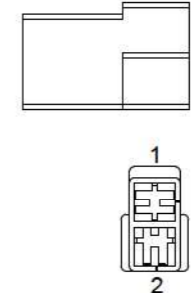
Anschluss Pin	Signal signal	Querverweis cross-reference
1	F14	/42.1
2	AGND	/42.1
3	AGND	/42.2
4		

**-X119**  
Sitzheizung rechts  
seat heating right hand



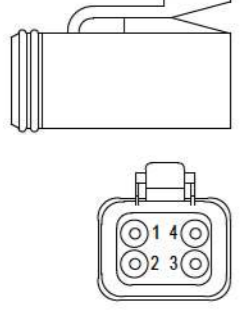
Anschluss Pin	Signal signal	Querverweis cross-reference
1	F26	/38.2
2	T31	/38.2

**-X122**  
Rundumkennleuchte  
rotary beacon



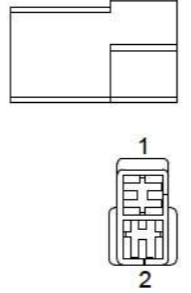
Anschluss Pin	Signal signal	Querverweis cross-reference
+	21K3/30	/6.4
-	T31	/6.4

**-X117**



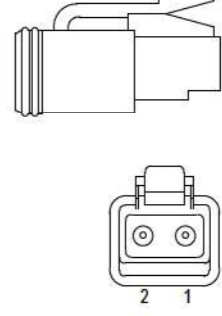
Anschluss Pin	Signal signal	Querverweis cross-reference
1	F14	/42.5
2	AGND	/42.5
3	C2/IC1.4	/42.6
4		

**-X120**  
Arbeitslicht, Steckdose, links  
work lights, power outlet, left hand



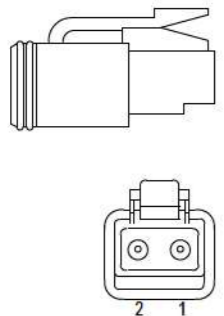
Anschluss Pin	Signal signal	Querverweis cross-reference
+	F9	/7.4
-	T31	/7.4

**-X123B**  
Rückwärtssignal  
back-up signal



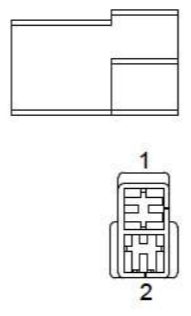
Anschluss Pin	Signal signal	Querverweis cross-reference
1	C2/QD3.3	/45.2
2	T31	/45.3

**-X118**  
Sitzheizung links  
seat heating left hand



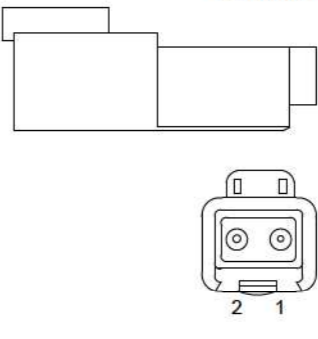
Anschluss Pin	Signal signal	Querverweis cross-reference
1	F25	/38.1
2	T31	/38.1

**-X121**  
Arbeitslicht, Steckdose, rechts  
work lights, power outlet, right hand



Anschluss Pin	Signal signal	Querverweis cross-reference
+	F10	/8.5
-	T31	/8.5

**-X123S**  
Rückwärtssignal  
back-up signal



Anschluss Pin	Signal signal	Querverweis cross-reference
1	C2/QD3.3	/45.2
2	T31	/45.3

<b>Drawing by:</b> date 12.05.2011 name Diesner E - CAE		<b>Approved by:</b> date 12.05.2011 name Diesner Document type: <b>ESP</b>		<b>last change:</b> date name Function group No.: <b>45</b>		<b>Status:</b> <b>SF</b> AE=changable PF=prototype release SF=serial release		Material No.: 2212099 Revision No.: 00_00_00				Document No.: Partial Document No.: Version No.: Series code: 08.11 Valid for Serial No.: from 0434 to XXXX Sheet plant: Sheet Location:		<b>Steckerverzeichnis table of connectors</b>		Sheet 74 of 90 Sheets	
--	--	--	--	---	--	---	--	---	--	---	--	---	--	---	--	-----------------------	--

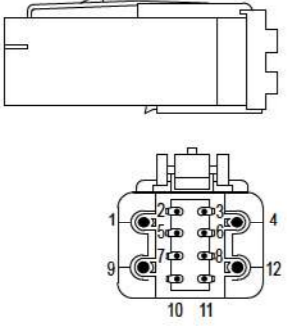
Electric

Schutzvermerk nach ISO 16016 beachten

Refer to protection notice ISO 16016

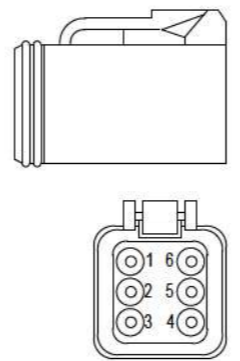
© 2011 by Joseph Vögele AG

**-X124S**  
Dieselvorfiler  
water in fuel sensor



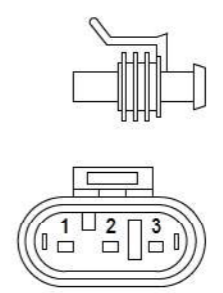
Anschluss Pin	Signal signal	Querverweis cross-reference
1	D+	/13.4
2		
3		
4	K1/30	/9.3
5		
6		
7		
8		
9		
10		
11		
12		

**-X126**  
Reserve  
reserve



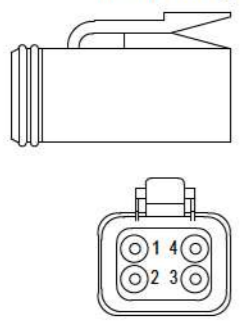
Anschluss Pin	Signal signal	Querverweis cross-reference
1	C2/U0.2	/38.5
2	C3/U0.3	/38.6
3	C3/U0.4	/60.3
4		
5		
6		

**-X128**  
Füllstand Schnecke  
level sensor: auger



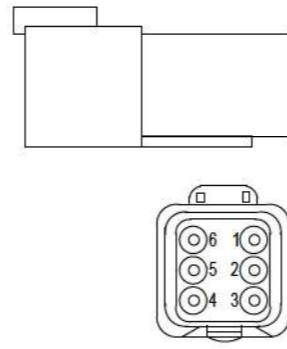
Anschluss Pin	Signal signal	Querverweis cross-reference
1	AGND	/49.2
2	F14	/49.2
3	C3/U0.7	/49.3

**-X125**  
Sprühanlage  
washdown system



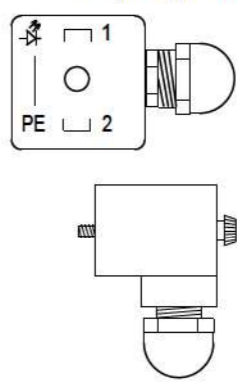
Anschluss Pin	Signal signal	Querverweis cross-reference
1	C2/QD1.1	/38.5
2	C2/QPWM1.2	/38.6
3	C2/QD1.3	/38.7
4	C2/QD4.0	/38.8

**-X126S**  
Reserve  
reserve



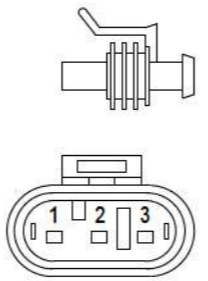
Anschluss Pin	Signal signal	Querverweis cross-reference
1		
2		
3	C3/U0.4	/60.3
4		
5		
6		

**-X142**  
Dachprofilverstellung  
crown adjusting device



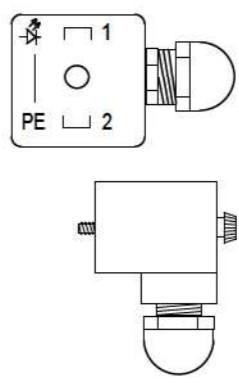
Anschluss Pin	Signal signal	Querverweis cross-reference
1	#1285	/60.6
2	T31	/60.6
PE		/60.6

**-X127**  
Füllstand Schnecke  
level sensor: auger



Anschluss Pin	Signal signal	Querverweis cross-reference
1	AGND	/48.2
2	F14	/48.2
3	C3/U0.6	/48.3

**-X143**  
Dachprofilverstellung  
crown adjusting device



Anschluss Pin	Signal signal	Querverweis cross-reference
1	#1284	/60.7
2	T31	/60.7
PE		/60.7

<b>Drawing by:</b> date 12.05.2011 name Diesner E - CAE		<b>Approved by:</b> date 12.05.2011 name Diesner Document type: <b>ESP</b>		<b>last change:</b> date name Function group No.: <b>45</b>		<b>Status:</b> SF AE=changable PF=prototype release SF=serial release		Material No.: 2212099 Revision No.: 00_00_00				Document No.: Partial Document No.: Version No.: Series code: 08.11 Valid for Serial No.: from 0434 to XXXX Sheet plant: Sheet Location:		Sheet <b>75</b> of <b>90</b> Sheets	
1	2	3	4	5	6	7	8	<b>Steckerverzeichnis table of connectors</b>							

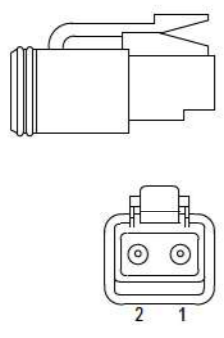
Electric

Schutzvermerk nach ISO 16016 beachten

Refer to protection notice ISO 16016

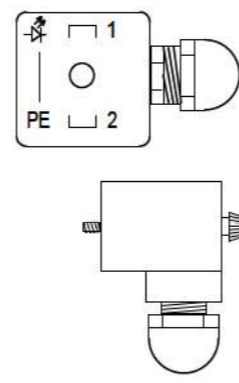
© 2011 by Joseph Vögele AG

**-X150**  
Arbeitsgang  
gear for paving



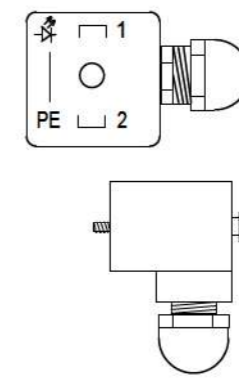
Anschluss Pin	Signal signal	Querverweis cross-reference
1	C2/QD3.4	/41.2
2	T31	/41.2

**-X152**  
Bohlenentlastung  
screed assist



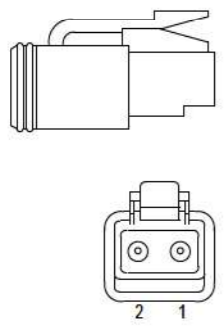
Anschluss Pin	Signal signal	Querverweis cross-reference
1	C2/QD3.4	/41.6
2	T31	/41.6
PE		

**-X154**  
Nivellierung senken  
levelling system (AGS) lowering



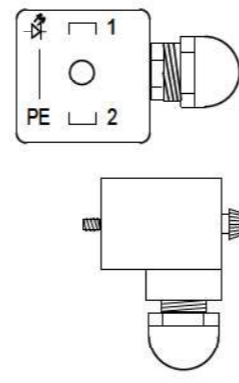
Anschluss Pin	Signal signal	Querverweis cross-reference
1	ST4WV1/Ya1	/52.5
2	T31	/52.5
PE		

**-X151**  
Arbeitsgang  
gear for paving



Anschluss Pin	Signal signal	Querverweis cross-reference
1	C2/QD3.4	/41.3
2	T31	/41.3

**-X153**  
Nivellierung heben  
levelling system (AGS) raise



Anschluss Pin	Signal signal	Querverweis cross-reference
1	ST4WV1/Yb1	/52.6
2	T31	/52.6
PE		

<b>Drawing by:</b>		<b>Approved by:</b>		<b>last change:</b>		<b>Status:</b>		Material No.: 2212099	
date	12.05.2011	date	12.05.2011	date		<b>SF</b>	AE = changable	Revision No.: 00_00_00	Document No.: Partial Document No.: Version No.:
name	Diesner	name	Diesner	name			PF = prototype release		
E - CAE		<b>Document type:</b>		<b>Function group No.:</b>				Sheet plant: Sheet Location:	
		<b>ESP</b>		<b>45</b>					



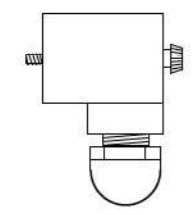
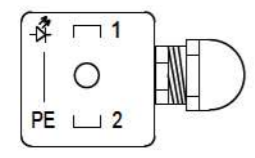
Steckerverzeichnis  
table of connectors

Refer to protection notice ISO 16016

Schutzvermerk nach ISO 16016 beachten

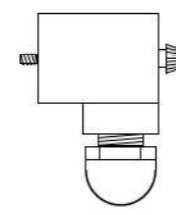
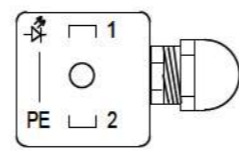
Electric

**-X155**  
Nivellierung heben  
levelling system (AGS) raise



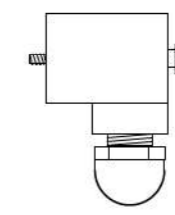
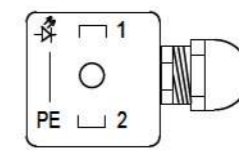
Anschluss Pin	Signal signal	Querverweis cross-reference
1	ST4WV2/Yb1	/53. 6
2	T31	/53. 6
PE		

**-X158**  
Bohle senken  
screed lower



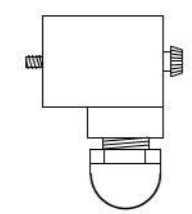
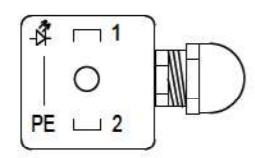
Anschluss Pin	Signal signal	Querverweis cross-reference
1	C2/QD4.4	/56. 3
2	T31	/56. 3
PE		

**-X161**  
Bohle einfahren, rechts  
screed retract, right hand



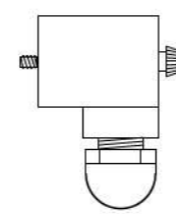
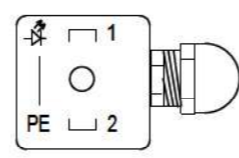
Anschluss Pin	Signal signal	Querverweis cross-reference
1	C3/QD3.2	/58. 5
2	T31	/58. 5
PE		

**-X156**  
Nivellierung senken  
levelling system (AGS) lowering



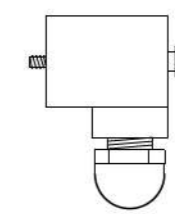
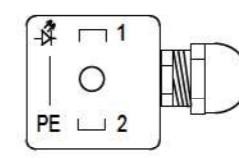
Anschluss Pin	Signal signal	Querverweis cross-reference
1	ST4WV2/Ya1	/53. 5
2	T31	/53. 5
PE		

**-X159**  
Bohle heben  
screed raise



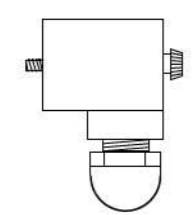
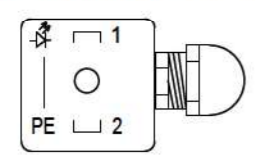
Anschluss Pin	Signal signal	Querverweis cross-reference
1	C2/QD4.3	/56. 2
2	T31	/56. 2
PE		

**-X162**  
Bohle ausfahren, links  
screed extend, left hand



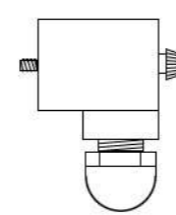
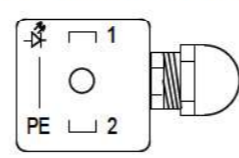
Anschluss Pin	Signal signal	Querverweis cross-reference
1	C3/QD3.0	/58. 2
2	T31	/58. 2
PE		

**-X157**  
Druckzuschaltventil Zylinder  
pressure activation valve cylinder



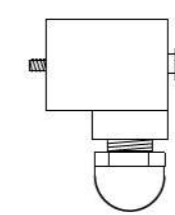
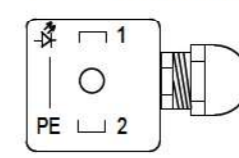
Anschluss Pin	Signal signal	Querverweis cross-reference
1	C2/QD3.5	/12. 6
2	T31	/12. 6
PE		

**-X160**  
Bohle ausfahren, rechts  
screed extend, right hand



Anschluss Pin	Signal signal	Querverweis cross-reference
1	C3/QD3.3	/58. 6
2	T31	/58. 6
PE		

**-X163**  
Bohle einfahren, links  
screed retract, left hand



Anschluss Pin	Signal signal	Querverweis cross-reference
1	C3/QD3.1	/58. 3
2	T31	/58. 3
PE		

<b>Drawing by:</b> date 12.05.2011 name Diesner E - CAE	<b>Approved by:</b> date 12.05.2011 name Diesner Document type: <b>ESP</b>	<b>last change:</b> date name Function group No.: <b>45</b>
--	--	---

<b>Status:</b> <b>SF</b> AE =changable PF =prototype release SF =serial release	Material No.: 2212099 Revision No.: 00_00_00
---	---

	Document No.: Partial Document No.: Version No.:
	Series code: Valid for Serial No.:
	Sheet plant: Sheet Location:

<b>Steckerverzeichnis</b> table of connectors
--

Electric  
Schutzvermerk nach ISO 16016 beachten  
Refer to protection notice ISO 16016  
© 2011 by Joseph Vögele AG

**-X164**  
Bunkerwand links, senken  
hopper left hand, lower

Anschluss Pin	Signal signal	Querverweis cross-reference
1	C3/QD4.2	/51.2
2	T31	/51.2
PE		

**-X167**  
Bunkerwand rechts, heben  
hopper right hand, raise

Anschluss Pin	Signal signal	Querverweis cross-reference
1	C3/QD4.5	/51.7
2	T31	/51.7
PE		

**-X171**  
Klappe heben  
front apron, raise

Anschluss Pin	Signal signal	Querverweis cross-reference
1	C3/QD4.3	/51.4
2	T31	/51.4
PE		

**-X165**  
Bunkerwand links, heben  
hopper left hand, raise

Anschluss Pin	Signal signal	Querverweis cross-reference
1	C3/QD4.1	/51.1
2	T31	/51.1
PE		

**-X168**  
Schwimmstellung "aus"  
float position "off"

Anschluss Pin	Signal signal	Querverweis cross-reference
1	C2/QD4.5	/57.2
2	T31	/57.2
PE		

**-X172**  
Schnecke heben  
auger raise

Anschluss Pin	Signal signal	Querverweis cross-reference
1	C2/QD4.1	/50.2
2	T31	/50.2
PE		

**-X166**  
Bunkerwand rechts, senken  
hopper right hand, lower

Anschluss Pin	Signal signal	Querverweis cross-reference
1	C3/QD4.6	/51.8
2	T31	/51.8
PE		

**-X170**  
Klappe senken  
front apron, lower

Anschluss Pin	Signal signal	Querverweis cross-reference
1	C3/QD4.4	/51.5
2	T31	/51.5
PE		

**-X173**  
Schnecke senken  
auger lower

Anschluss Pin	Signal signal	Querverweis cross-reference
1	C2/QD4.2	/50.3
2	T31	/50.3
PE		

<b>Drawing by:</b> date 12.05.2011 name Diesner E - CAE		<b>Approved by:</b> date 12.05.2011 name Diesner Document type: <b>ESP</b>		<b>last change:</b> date name Function group No.: <b>45</b>		<b>Status:</b> <b>SF</b> AE = changable PF = prototype release SF = serial release		Material No.: 2212099 Revision No.: 00_00_00				Document No.: Partial Document No.: Version No.: Series code: 08.11 Valid for Serial No.: from 0434 to XXXX Sheet plant: Sheet Location:		<b>Steckerverzeichnis</b> table of connectors		Sheet <b>78</b> of <b>90</b> Sheets	
--	--	--	--	---	--	---	--	---	--	--	--	---	--	--	--	--	--

Refer to protection notice ISO 16016

Electric

Schutzvermerk nach ISO 16016 beachten

**-X174**  
Bohlenentlastung  
screed assist

Anschluss Pin	Signal signal	Querverweis cross-reference
1	C2/QD4.6	/57.4
2	T31	/57.4
PE		

**-X177**

Anschluss Pin	Signal signal	Querverweis cross-reference
1	C2/QPWM2.3	/43.7
2	21K9/87	/43.7

**-X180**  
Band rechts, vorwärts  
conveyor right hand, forw.

Anschluss Pin	Signal signal	Querverweis cross-reference
1	C3/QPWM1.3	/47.2
2	T31	/47.2

**-X175**

Anschluss Pin	Signal signal	Querverweis cross-reference
1	C2/QPWM2.2	/43.3
2	21K9/87	/43.3

**-X178**

Anschluss Pin	Signal signal	Querverweis cross-reference
1	C2/QPWM2.1	/43.6
2	21K9/87	/43.6

**-X181**  
Schnecke rechts, rückw.  
auger right hand, backwards

Anschluss Pin	Signal signal	Querverweis cross-reference
1	C3/QPWM1.1	/49.6
2	T31	/49.6

**-X176**

Anschluss Pin	Signal signal	Querverweis cross-reference
1	C2/QPWM2.0	/43.2
2	21K9/87	/43.2

**-X179**  
Band rechts rückwärts  
conveyor, right hand reverse

Anschluss Pin	Signal signal	Querverweis cross-reference
1	C3/QPWM4.0	/47.3
2	T31	/47.3

**-X182**  
Schnecke rechts, vorw.  
auger right hand, forwards

Anschluss Pin	Signal signal	Querverweis cross-reference
1	C3/QPWM2.3	/49.5
2	T31	/49.5

<b>Drawing by:</b> date 12.05.2011 name Diesner E - CAE		<b>Approved by:</b> date 12.05.2011 name Diesner Document type: <b>ESP</b>		<b>last change:</b> date name Function group No.: <b>45</b>		<b>Status:</b> <b>SF</b> AE =changable PF =prototype release SF =serial release		Material No.: 2212099 Revision No.: 00_00_00				Document No.: Partial Document No.: Version No.: Series code: 08.11 Valid for Serial No.: from 0434 to XXXX Sheet plant: Sheet Location:		Sheet <b>79</b> of <b>90</b> Sheets	
--	--	--	--	---	--	--	--	---	--	--	--	---	--	--	--

© 2011 by Joseph Vögele AG

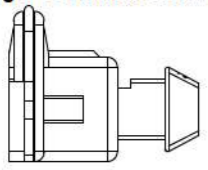
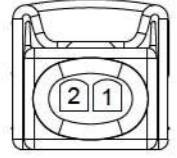
Electric

Schutzvermerk nach ISO 16016 beachten

Refer to protection notice ISO 16016

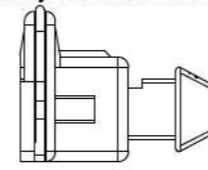
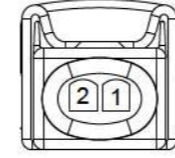
© 2011 by Joseph Vögele AG

**-X183**  
Schnecke links, rückw.  
auger left hand, backwards

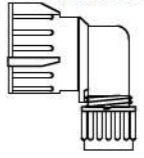

Anschluss Pin	Signal signal	Querverweis cross-reference
1	C3/QPWM1.0	/48. 6
2	T31	/48. 6

**-X186**  
Band links Vorwärts  
conveyor, left hand forwards

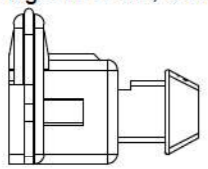

Anschluss Pin	Signal signal	Querverweis cross-reference
1	C3/QPWM1.2	/46. 5
2	T31	/46. 5

**-X199**  
Kühlmittelniveau  
coolant level

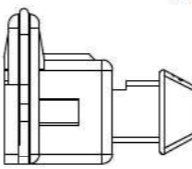

Anschluss Pin	Signal signal	Querverweis cross-reference
1	F28	/11. 5
2	T31	/11. 5
3	C2/D1.7	/11. 5

**-X184**  
Schnecke links, vorw.  
auger left hand, forwards

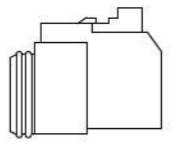
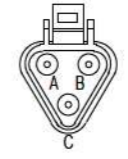
Anschluss Pin	Signal signal	Querverweis cross-reference
1	C3/QPWM2.2	/48. 5
2	T31	/48. 5

**-X187**  
Vibrator  
vibrator

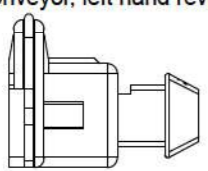
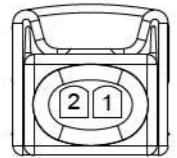
Anschluss Pin	Signal signal	Querverweis cross-reference
1	C3/QPWM2.1	/59. 2
2	T31	/59. 2

**-X200**  
Neigungssensor  
slope sensor

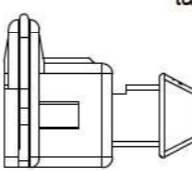
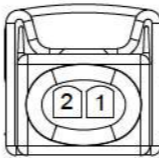
Anschluss Pin	Signal signal	Querverweis cross-reference
A	F28	/54. 7
B	C3/IU0.5	/54. 8
C	AGND	/54. 7

**-X185**  
Band links rückwärts  
conveyor, left hand reverse






Anschluss Pin	Signal signal	Querverweis cross-reference
1	C3/QPWM4.0	/46. 6
2	T31	/46. 6

**-X188**  
Tamper  
tamper

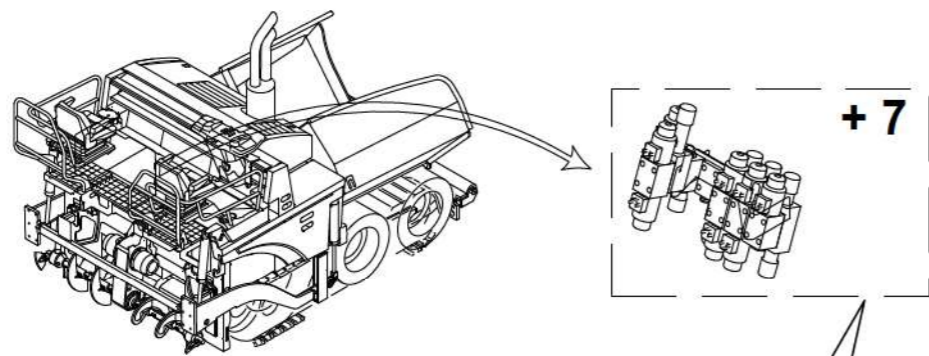



Anschluss Pin	Signal signal	Querverweis cross-reference
1	C3/QD2.0	/59. 5
2	T31	/59. 5

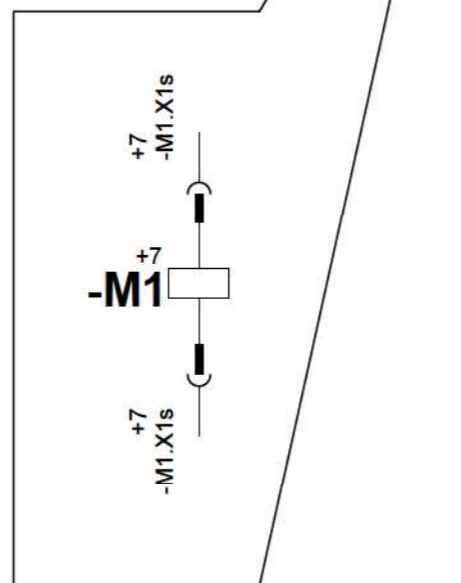
<b>Drawing by:</b> date 12.05.2011 name Diesner E - CAE		<b>Approved by:</b> date 12.05.2011 name Diesner Document type: <b>ESP</b>		<b>last change:</b> date name Function group No.: <b>45</b>		<b>Status:</b> <b>SF</b> AE =changable PF =prototype release SF =serial release		Material No.: 2212099 Revision No.: 00_00_00		 		Document No.: Partial Document No.: Version No.: Series code: 08.11 Valid for Serial No.: from 0434 to XXXX Sheet plant: Sheet Location:		Steckerverzeichnis table of connectors		Sheet of <b>80</b> of <b>90</b> Sheets	
--	--	--	--	---	--	--	--	---	--	---	--	---	--	---	--	--	--



# Aufbau Betriebsmittelkennzeichen / device designation configuration



- + Ortskennzeichen  
location designation
- Art / Zählnummer  
type / number
- . Gerätesteckerbezeichnung  
connector designation
- : Anschluss  
pin



<b>Drawing by:</b> date 12.05.2011 name Diesner		<b>Approved by:</b> date 12.05.2011 name Diesner		<b>last change:</b> date name		<b>Status:</b> SF AE=changable PF=prototype release SF=serial release		Material No.: 2212099 Revision No.: 00_00_00		Document No.: Partial Document No.: Version No.: Series code: 08.11 Valid for Serial No.: from 0434 to XXXX Sheet plant: Sheet Location:		Erklärung Aufbau Betriebsmittelkennzeichen Explanation device designation layout		Sheet <b>81</b> of <b>90</b> Sheets	
E - CAE		Document type: <b>ESP</b>		Function group No.: <b>45</b>		 									

# Gerätebuchstaben, elektrisch (beispielhaft) / device code letter, electric (exemplified)

<u>Gerätebuchstabe / device code letter</u>	<u>Deutsch</u>	<u>English</u>	<u>Gerätebuchstabe / device code letter</u>	<u>Deutsch</u>	<u>English</u>
- A	Bauteile mit zwei oder mehr Aufgaben Dieselmotor	devices with two or more tasks diesel engine	- P	Hupe Leuchtdiode Signallampe anzeigende Messgeräte	horn light emitting diode signal lamp measuring instrument
- B	Sensor Näherungsschalter Messwandler	sensor proximity switch measuring transformer	- Q	Lastschütz	power relay
- C	Kondensator	capacitor	- R	Diode Widerstand	diode resistor
- E	Heizung Lampe Leuchte	heating lamp light	- S	Schalter	switch
- F	Sicherung Leitungsschutzschalter Motorschutzschalter	fuse circuit breaker motor protection switch	- T	Gleichrichter Verstärker Transformator Frequenzwandler	rectifier amplifier transformer frequency converter
- G	Batterie Generator	battery generator	- W	Kabel Elektrische Leitung Sammelschiene	cable wire bus bar
- K	Relais Schütz Regler Prozessrechner SPS-Steuerung	relay contactor controller process computer programmable logic controller (PLC)	- X	Klemme Klemmenleiste Steckdose	terminal terminal strip outlet
- M	Elektromotor Betätigungsspule	electric motor coil			

<b>Drawing by:</b> date 12.05.2011 name Diesner		<b>Approved by:</b> date 12.05.2011 name Diesner		<b>last change:</b> date name		<b>Status:</b> SF AE=changable PF=prototype release SF=serial release		Material No.: 2212099 Revision No.: 00_00_00				Document No.: Partial Document No.: Version No.: Series code: 08.11 Valid for Serial No.: from 0434 to XXXX Sheet plant: Sheet Location:		Erklärung Aufbau Betriebsmittelkennzeichen Explanation device designation layout		Sheet of <b>82</b> of <b>90</b> Sheets	
E - CAE		Document type: <b>ESP</b>		Function group No.:													

### Gerätebuchstaben, hydraulisch (beispielhaft) / device code letter, hydraulic (exemplified)














### Bezeichnungen Versorgungsspannungen / designations supply voltages

<u>Gerätebuchstabe / device code letter</u>	<u>Deutsch</u>	<u>English</u>	<u>Versorgungsspa. / supply voltages</u>	<u>Deutsch</u>	<u>English</u>
- HF	Hydraulikfilter	hydraulic filter	UB	Dauerversorgungsspannung	supply, continuous-voltage
- HM	Hydraulikmotor	hydraulic motor	US	Versorgung, allgemein	supply, general
- HP	Hydraulikpumpe	hydraulic pump	UL	Logikversorgung	supply logic
- HS	Druckschalter hydraulisch	hydraulic pressure switch	UI	Zündung	supply ignition
- HZ	Hydraulikzylinder	hydraulic cylinder	UR	Analogversorgung, (Referenzspannung)	supply analog, (reference voltage)
- SR	Stromregelventil hydraulisch	hydraulic flow control valve	UP	Leistungsversorgung	supply, power
- ST	Ventilblock	valve-block	GND	Masse	ground
- WV	Wegeventil	direction control valve	AGND	Masse, analog	ground, analog
- Ma	Ventil Magnetspule a	valve coil a			
- Mb	Ventil Magnetspule b	valve coil b			

<b>Drawing by:</b> date 12.05.2011 name Diesner		<b>Approved by:</b> date 12.05.2011 name Diesner		<b>last change:</b> date name		<b>Status:</b> SF AE=changable PF=prototype release SF=serial release		Material No.: 2212099 Revision No.: 00_00_00		 		Document No.: Partial Document No.: Version No.:		Series code: 08.11 Valid for Serial No.: from 0434 to XXXX		Sheet plant: Sheet Location:		Erklärung hydr. BMK, Versorgungssp. explanation hydr. code letter, supply voltages		Sheet 83 of 90 Sheets	
E - CAE		<b>Document type:</b> ESP		<b>Function group No.:</b>																	

### Symbolerklärungen \* / symbol explanations \*

### Erklärung SPS-Adressen / explanation SPS-addresses






<u>Symbol / symbol</u>	<u>Bedeutung / standing</u>	<u>Symbol / symbol</u>	<u>Bedeutung / standing</u>	<u>Gerätebuchstabe / device code letter</u>	<u>Deutsch</u>	<u>English</u>	
SUPPLY 24V DC	Spannungsversorgung power supply	 OUT	Rechteckgenerator square-wave generator	ID	digitaler Eingang	digital input	
 SUPPLY	Masse ground	 ECU	Anschluss Motorsteuergerät connection to engine control unit	IU	Spannungseingang	voltage input	
SUPPLY PE	Schutzleiter protection earth	*Standardsymbole sind von DIN EN 60671 abgeleitet Standard symbols are derived from DIN EN 60617		II	Stromeingang	current input	
COM CAN bus	CAN Busleitung CAN bus line			IC	Zähleingang	counter input	
 COM	Abschlusswiderstand terminating resistor			IF	Frequenzeingang	frequency input	
COM RS 232	RS 232 Schnittstellenleitung RS 232 interface circuit			ID_Test	Testeingang, digital	test input, digital	
 IN	Digitaleingang (allgemein) digital input (in general)			QD	digitaler Ausgang	digital input	
 IN	Pulseingang pulse input			QI	Stromausgang	current output	
 IN	Zählereingang counter input			QPWM	Pulsweitenmodulation	pulse-width-modulation-output	
 IN	Spannungseingang voltage input			QD_Error	Fehlerausgang, digital	fault output, digital	
 IN	Stromeingang current input						
 IN	Widerstandseingang resistance input						
 IN	Frequenzeingang frequency input						
 OUT	Digitalausgang digital output						
 OUT	Pulsweitenmodulationsausgang pulse width modulation output						
OUT 0...20mA	analoge Stromquelle analogue current supply						

Schutzvermerk nach ISO 16016 beachten

Refer to protection notice ISO 16016

© 2011 by Joseph Vögele AG

Drawing by: date 12.05.2011 name Diesner E - CAE		Approved by: date 12.05.2011 name Diesner Document type: <b>ESP</b>		last change: date name Function group No.:		Status: <b>SF</b> AE = changable PF = prototype release SF = serial release		Material No.: 2212099 Revision No.: 00_00_00		 		Document No.: Partial Document No.: Version No.:		Series code: 08.11 Sheet plant: Sheet Location:		Valid for Serial No.: from 0434 to XXXX		Erklärung SPS-Adressen / Symbole explanation SPS-addresses/symbols		Sheet <b>84</b> of <b>90</b> Sheets	
---	--	---	--	---	--	---	--	---	--	---	--	--	--	--	--	--	--	---	--	--	--

Linienformate / line formats			Farbbezeichnungen / colour designations		
<u>Linienart / line type</u>	<u>Linienstärke / Grafik / line thickness / graphic</u>	<u>Bedeutung / standing</u>	<u>Abkürzungen Farbbezeichnungen / colour abbreviations</u>	<u>Deutsch</u>	<u>English</u>
Volllinie / solid line	 0,25mm	Standard / standard	BU	blau	blue
			BN	braun	brown
Strichpunktlinie / dash-dotted line	 0,25mm	PE (Schutzerde) / PE (protecting earth)	YE	gelb	yellow
			GN	grün	green
Strichlinie / dashed line	 0,25mm	Bauteilumrandung, bzw. Zusammengehörigkeit / component border, togetherness	GY	grau	grey
			OG	orange	orange
Strichlinie / dashed line	 0,25mm	Optionen / options	PK	rosa	pink
			RD	rot	red
Punktlinie / dotted line	 0,25mm	Leiterbahnverbindungen einer Platine (nicht als Drahtleitung ausgeführte Verbindung) / conductor line of a edge board	BK	schwarz	black
			TQ	türkis	turquoise
			VT	violett	violet
			WH	weiss	white

Drawing by:		Approved by:		last change:		Status:		Material No.:		Document No.: Partial Document No.: Version No.:		Erklärung Linienformate, Farbbezeichnungen explanation line formats, colour designation	Sheet 85 of 90 Sheets
date	12.05.2011	date	12.05.2011	date		SF	AE =changable	2212099	Series code:	Valid for Serial No.:	from 0434 to XXXX		
name	Diesner	name	Diesner	name			PF =prototype release	Revision No.:	00_00_00	Sheet plant:			
E - CAE		Document type:		Function group No.:		WIRTGEN GROUP		VÖGELE		Sheet Location:			
ESP													

Ort / location	Beschreibung / description	Ort / location	Beschreibung / description
21	Hochstromplatine high current board		

<b>Drawing by:</b> date 12.05.2011 name Diesner		<b>Approved by:</b> date 12.05.2011 name Diesner		<b>last change:</b> date name		<b>Status:</b> SF AE=changable PF=prototype release SF=serial release		Material No.: 2212099 Revision No.: 00_00_00		 		Document No.: Partial Document No.: Version No.:		Übersicht Ortskennzeichen overview locations		Sheet 86 of 90 Sheets	
E - CAE		<b>Document type:</b> ESP		<b>Function group No.:</b> 45						Series code: 08.11		Valid for Serial No.: from 0434 to XXXX					
										Sheet plant:		Sheet Location:					

Betriebsmittelkennzeichen / Device designation	Blatt / Sheet	Betriebsmittelkennzeichen / Device designation	Blatt / Sheet	Betriebsmittelkennzeichen / Device designation	Blatt / Sheet
-A1	/61. 2	-H2	/7. 6	-ST2.WV5	/59. 2
-A2	/63. 2	-H3	/8. 3	-ST3.WV1	/59. 5
-A4	/67. 2	-H4	/7. 7	-ST4.WV1	/52. 5
-A5	/36. 4	-H5	/8. 2	-ST4.WV1	/52. 6
-B2	/21. 2	-H6	/5. 3	-ST4.WV2	/53. 5
-B3	/11. 2	-H7	/45. 3	-ST4.WV2	/53. 6
-B6	/46. 2	-K30	/35. 4	-ST5.WV1	/12. 6
-B7	/47. 6	-M1	/9. 3	-ST5.WV2	/56. 2
-B8	/37. 3	-M1.B1	/42. 1	-ST5.WV2	/56. 3
-B9	/48. 2	-M1.WV1	/41. 2	-ST5.WV3	/58. 6
-B10	/49. 2	-M2.B1	/42. 5	-ST5.WV3	/58. 5
-B11	/11. 5	-M2.WV1	/41. 3	-ST5.WV4	/58. 2
-B12	/54. 7	-Q1.WV1	/43. 3	-ST5.WV4	/58. 3
-C1	/5. 4	-Q1.WV1	/43. 2	-ST5.WV5	/51. 1
-F0	/15. 3	-Q2.WV1	/43. 7	-ST5.WV5	/51. 2
-F0.1	/15. 1	-Q2.WV1	/43. 6	-ST5.WV6	/51. 7
-F2.S1	/12. 2	-R11	/60. 4	-ST5.WV6	/51. 8
-F2.S1.X1B	/68. 2	-R12	/60. 4	-ST5.WV7	/51. 4
-F2.S1.X2B	/68. 2	-S1	/14. 2	-ST5.WV7	/51. 5
-F3.S1	/12. 3	-S2	/60. 4	-ST5.WV8	/50. 3
-F3.S1.X1B	/68. 2	-ST2.WV1	/47. 2	-ST5.WV8	/50. 2
-F3.S1.X2B	/68. 2	-ST2.WV1	/47. 3	-ST5.WV9	/41. 6
-F30	/37. 1	-ST2.WV2	/49. 6	-ST5.WV9	/57. 2
-G1	/13. 2	-ST2.WV2	/49. 5	-ST6.WV1	/57. 4
-G1.1	/13. 2	-ST2.WV3	/48. 5	-ST12.WV1	/60. 7
-G2	/13. 3	-ST2.WV3	/48. 6	-ST12.WV1	/60. 6
-G3	/36. 2	-ST2.WV4	/46. 5	-V22	/37. 6
-H1	/6. 4	-ST2.WV4	/46. 6	-V23	/37. 7

Drawing by:		Approved by:		last change:		Status:		Material No.:		Document No.: Partial Document No.: Version No.:		Betriebsmittelliste device list Sheet <b>87</b> of <b>90</b> Sheets
date	12.05.2011	date	12.05.2011	date		<b>SF</b> AE=changable PF=prototype release SF=serial release	2212099					
name	Diesner	name	Diesner	name			Revision No.:		00_00_00		Series code: 08.11 Valid for Serial No.: from 0434 to XXXX	
E - CAE		Document type:		Function group No.:						Sheet plant:		
		<b>ESP</b>								Sheet Location:		

Betriebsmittelkennzeichen / Device designation	Blatt / Sheet	Betriebsmittelkennzeichen / Device designation	Blatt / Sheet	Betriebsmittelkennzeichen / Device designation	Blatt / Sheet
-X30	/70.8	-X97	/29.5	-X123B	/74.8
-X31	/70.8	-X98	/29.4	-X123S	/74.8
-X32	/70.8	-X100	/71.2	-X124S	/75.2
-X33	/37.3	-X101	/71.5	-X125	/75.2
-X33	/37.2	-X102	/71.8	-X126	/75.5
-X34	/36.4	-X103	/72.2	-X126S	/75.5
-X34	/36.4	-X104	/72.2	-X127	/75.5
-X34	/36.4	-X105	/72.5	-X128	/75.8
-X34	/36.4	-X106	/72.5	-X142	/75.8
-X34	/36.4	-X107	/72.5	-X143	/75.8
-X35	/37.3	-X108	/72.8	-X144	/60.4
-X35	/37.5	-X109	/72.8	-X145	/60.6
-X35	/37.4	-X110B	/72.8	-X150	/76.2
-X69	/54.7	-X110S	/73.2	-X151	/76.2
-X82	/32.3	-X111B	/73.2	-X152	/76.5
-X83	/32.4	-X111S	/73.5	-X153	/76.5
-X84	/33.2	-X112.1	/73.5	-X154	/76.8
-X85	/33.4	-X112.2	/73.5	-X155	/77.2
-X86	/25.2	-X113	/73.8	-X156	/77.2
-X87	/24.8	-X114	/73.8	-X157	/77.2
-X88	/25.1	-X115	/73.8	-X158	/77.5
-X89	/24.7	-X116	/74.2	-X159	/77.5
-X90	/46.6	-X117	/74.2	-X160	/77.5
-X91	/41.2	-X118	/74.2	-X161	/77.8
-X92	/11.2	-X119	/74.5	-X162	/77.8
-X93	/35.4	-X120	/74.5	-X163	/77.8
-X94	/47.6	-X121	/74.5	-X164	/78.2
-X95	/47.6	-X122	/74.8	-X165	/78.2

Drawing by:		Approved by:		last change:		Status:		Material No.:		Document No.: Partial Document No.: Version No.:		Betriebsmittelliste device list		Sheet	
date	12.05.2011	date	12.05.2011	date		<b>SF</b> AE=changable PF=prototype release SF=serial release	2212099				88 of 90 Sheets				
name	Diesner	name	Diesner	name			Revision No.:		Series code: Valid for Serial No.:						
E - CAE		Document type:		Function group No.:			00_00_00		08.11 from 0434 to XXXX						
ESP								Sheet plant: Sheet Location:							



Betriebsmittelkennzeichen / Device designation	Blatt / Sheet	Betriebsmittelkennzeichen / Device designation	Blatt / Sheet	Betriebsmittelkennzeichen / Device designation	Blatt / Sheet
-X166	/78. 2	+7 -X3	/37. 2	+21 -F28	/19. 6
-X167	/78. 5	+21 -F1	/15. 3	+21 -F_Test	/15. 4
-X168	/78. 5	+21 -F2	/15. 5	+21 -K1	/9. 1
-X170	/78. 5	+21 -F3	/16. 1	+21 -K2	/14. 4
-X171	/78. 8	+21 -F4	/16. 2	+21 -K3	/6. 2
-X172	/78. 8	+21 -F5	/16. 3	+21 -K4	/7. 2
-X173	/78. 8	+21 -F6	/16. 4	+21 -K5	/21. 3
-X174	/79. 2	+21 -F7	/16. 5	+21 -K6	/21. 5
-X175	/79. 2	+21 -F8	/16. 6	+21 -K7	/21. 5
-X176	/79. 2	+21 -F9	/15. 2	+21 -K8	/5. 2
-X177	/79. 5	+21 -F10	/15. 3	+21 -K9	/44. 2
-X178	/79. 5	+21 -F11	/16. 7	+21 -K10	/38. 3
-X179	/79. 5	+21 -F12	/16. 8	+21 -R1	/13. 5
-X180	/79. 8	+21 -F13	/17. 1	+21 -R1a	/13. 6
-X181	/79. 8	+21 -F14	/17. 2	+21 -R2	/11. 2
-X182	/79. 8	+21 -F15	/17. 3	+21 -R3	/30. 7
-X183	/80. 2	+21 -F16	/17. 4	+21 -R4	/31. 6
-X184	/80. 2	+21 -F17	/17. 5	+21 -R5	/31. 6
-X185	/80. 2	+21 -F18	/18. 1	+21 -R6	/31. 6
-X186	/80. 5	+21 -F19	/18. 2	+21 -R7	/31. 6
-X187	/80. 5	+21 -F20	/18. 3	+21 -R8	/21. 3
-X188	/80. 5	+21 -F21	/18. 4	+21 -R9	/21. 5
-X199	/80. 8	+21 -F22	/18. 5	+21 -R10	/21. 6
-X200	/80. 8	+21 -F23	/19. 1	+21 -R_Test	/15. 4
+7 -X3	/37. 1	+21 -F24	/19. 2	+21 -V1	/9. 4
+7 -X3	/37. 1	+21 -F25	/19. 3	+21 -V2	/9. 2
+7 -X3	/37. 1	+21 -F26	/19. 4	+21 -V3	/14. 4
+7 -X3	/37. 1	+21 -F27	/19. 5	+21 -V4	/14. 5

Drawing by:		Approved by:		last change:		<b>Status:</b> AE=changable PF=prototype release SF=serial release	Material No.: 2212099  Revision No.: 00_00_00	 	Document No.: Partial Document No.: Version No.:			Sheet <b>89</b> of <b>90</b> Sheets
date	12.05.2011	date	12.05.2011	date					Series code:	Valid for Serial No.:		
name	Diesner	name	Diesner	name					08.11	from 0434 to XXXX		
E - CAE		Document type:		Function group No.:					Sheet plant: Sheet Location:			
<b>ESP</b>									Betriebsmittelliste device list			

Electric  
Schutzvermerk nach ISO 16016 beachten  
Refer to protection notice ISO 16016

Betriebsmittelkennzeichen / Device designation	Blatt / Sheet	Betriebsmittelkennzeichen / Device designation	Blatt / Sheet	Betriebsmittelkennzeichen / Device designation	Blatt / Sheet
+21 -V5	/14. 5	+21 -X12B	/70. 2		
+21 -V6	/6. 2	+21 -X13B	/70. 2		
+21 -V7	/7. 2	+21 -X14B	/70. 5		
+21 -V8	/21. 3	+21 -X15B	/70. 5		
+21 -V9	/21. 5	+21 -X99	/26. 2		
+21 -V10	/21. 6				
+21 -V11	/5. 2				
+21 -V12	/52. 4				
+21 -V13	/52. 4				
+21 -V14	/53. 4				
+21 -V15	/53. 4				
+21 -V16	/52. 7				
+21 -V17	/52. 7				
+21 -V18	/53. 7				
+21 -V19	/53. 7				
+21 -V20	/44. 3				
+21 -V21	/38. 4				
+21 -V_Test	/15. 4				
+21 -X1	/15. 3				
+21 -X2	/13. 2				
+21 -X3B	/68. 5				
+21 -X4B	/68. 8				
+21 -X5B	/68. 8				
+21 -X7B	/69. 2				
+21 -X8B	/69. 5				
+21 -X9B	/69. 5				
+21 -X10B	/69. 8				
+21 -X11B	/69. 8				

Drawing by:		Approved by:		last change:		Status:		Material No.:		Document No.: Partial Document No.: Version No.:		Betriebsmittelliste device list		Sheet	
date	12.05.2011	date	12.05.2011	date		<b>SF</b> AE=changable PF=prototype release SF=serial release	2212099				90				
name	Diesner	name	Diesner	name			Revision No.:		Series code: Valid for Serial No.:		of				
E - CAE		Document type:		Function group No.:		00_00_00		08.11 from 0434 to XXXX		90					
ESP								Sheet plant: Sheet Location:		Sheets					

© 2011 by Joseph Vögele AG